

Scanned.

PARLIAMENT
OF KENYA
LIBRARY

REPUBLIC OF KENYA



OAG



OFFICE OF THE AUDITOR-GENERAL

Enhancing Accountability



REPORT

OF

THE AUDITOR-GENERAL

ON

	PAPERS LAID
DATE	19/10/2022.
TABLED BY	SEN MAJORITY WHIP.
COMMITTEE	_____
CLERK AT THE TABLE	A. MACHARIA

COUNTY ASSEMBLY OF NANDI

**FOR THE YEAR ENDED
30 JUNE, 2021**

OFFICE OF THE AUDITOR GENERAL
NORTH RIFT REGIONAL OFFICE

03 JUN 2022

RECEIVED

P.O. Box 2774-30100, ELDORET



COUNTY ASSEMBLY OF NANDI

REPORTS AND FINANCIAL STATEMENTS

**FOR THE FINANCIAL YEAR ENDED
JUNE 30, 2021**

Prepared in accordance with the Cash Basis of Accounting Method under the International Public Sector
Accounting Standards (IPSAS)

COUNTY ASSEMBLY OF NANDI
Reports and Financial Statements
For the year ended June 30, 2021

Table of Contents

1.	KEY ENTITY INFORMATION AND MANAGEMENT	3
2.	FORWARD BY THE CLERK OF THE ASSEMBLY	5
3.	STATEMENT OF PERFORMANCE AGAINST COUNTY PREDETRMINED OBJECTIVES	5
4.	CORPORATE SOCIAL RESPONSIBILITY STATEMENT/SUSTAINABILITY REPORTING	15
5.	STATEMENT OF MANAGEMENT RESPONSIBILITIES.....	19
6.	REPORT OF THE INDEPENDENT AUDITORS ON THE NANDI COUNTY ASSEMBLY	20
7.	FINANCIAL STATEMENTS	21
7.1	STATEMENT OF RECEIPTS AND PAYMENTS.....	21
7.2	STATEMENT OF FINANCIAL ASSETS AND LIABILITIES	22
7.3	STATEMENT OF CASH FLOWS	23
7.4	STATEMENT OF COMPARISON OF BUDGET & ACTUAL AMOUNTS: RECURRENT AND DEVELOPMENT COMBINED.....	24
7.5	STATEMENT OF COMPARISON OF BUDGET & ACTUAL AMOUNTS: RECURRENT	26
7.6	STATEMENT OF COMPARISON OF BUDGET & ACTUAL AMOUNTS: DEVELOPMENT.....	28
7.7	BUDGET EXECUTION BY PROGRAMMES AND SUB-PROGRAMMES.....	29
7.8	SIGNIFICANT ACCOUNTING POLICIES	30
7.9	NOTES TO THE FINANCIAL STATEMENTS.....	35
1.	TRANSFERS FROM THE COUNTY TREASURY/EXCHEQUER RELEASES	35
1.1.	RECURRENT EXPENDITURE RECEIPTS IN FY 2020-2021	35
1.2.	DEVELOPMENT EXPENDITURE RECEIPTS IN FY 2020-2021.....	37
2.	PROCEEDS FROM SALE OF ASSETS	37
3.	OTHER RECEIPTS	37
4.	COMPENSATION OF EMPLOYEES.....	38
5.	USE OF GOODS AND SERVICES	38
6.	SUBSIDIES	39
7.	TRANSFERS TO OTHER GOVERNMENT ENTITIES	39
8.	OTHER GRANTS AND TRANSFERS	39
9.	SOCIAL SECURITY BENEFITS.....	40
10.	ACQUISITION OF ASSETS	40
11.	FINANCE COSTS	41
12.	OTHER PAYMENTS.....	41

COUNTY ASSEMBLY OF NANDI
Reports and Financial Statements
For the year ended June 30, 2021

13.	CASH AND BANK BALANCES	41
14.	ACCOUNTS RECEIVABLE	42
15.	ACCOUNTS PAYABLE	42
16.	FUND BALANCE BROUGHT FORWARD.....	43
17.	PRIOR YEAR ADJUSTMENTS.....	44
18.	CHANGES IN RECEIVABLE	44
19.	CHANGES IN ACCOUNTS PAYABLE – DEPOSITS AND RETENTIONS.....	44
7.10	OTHER DISCLOSURES	45
1.	PENDING ACCOUNTS PAYABLE (See Annex 1)	45
2.	PENDING STAFF PAYABLES (See Annex 2).....	45
3.	OTHER PENDING PAYABLES (See Annex 3).....	45
4.	EXTERNAL ASSISTANCE	46
5.	PAYMENTS BY THIRD PARTY ON BEHALF OF THE COUNTY	48
6.	RELATED PARTY DISCLOSURES.....	49
7.	CONTINGENT LIABILITIES	49
8.	PROGRESS ON FOLLOW ON PRIOR YEAR AUDITOR'S RECOMMENDATIONS.....	51
9.	ANNEXES	55
	ANNEX 1 – ANALYSIS OF PENDING ACCOUNTS PAYABLE	55
	ANNEX 2 – ANALYSIS OF PENDING STAFF PAYABLES.....	57
	ANNEX 3 – ANALYSIS OF OTHER PENDING PAYABLES.....	62
	ANNEX 4 – SUMMARY OF FIXED ASSET REGISTER	63
	ANNEX 5 – ANALYSIS OF OUTSTANDING IMPRESTS	64
	ANNEX 6 CONTINGENT LIABILITIES REGISTER.....	65
	ANNEX 7 – BANK RECONCILIATION/FO 30 REPORT	66

COUNTY ASSEMBLY OF NANDI
Reports and Financial Statements
For the year ended June 30, 2021

1. KEY ENTITY INFORMATION AND MANAGEMENT

a) Background information

The Nandi County Assembly is constituted as per the constitution of Kenya is headed by the Speaker of the County Assembly, who is responsible for the general policy and strategic direction of the Assembly. The County Assembly constitutes 39 Members of County Assembly (MCAs), among them 30 were elected on the Tuesday August 8, 2017 General Election to represent members of the public from their respective wards, 9 who were nominated by political parties in accordance with their numerical strength, as an affirmative action of a gender top up and special interest groups as part of the constitutional requirements. The MCAs are responsible for making any laws for effective performance of the County Government of Nandi, approving plans and policies and playing the oversight role over the County Executive.

b) Key Management

The Nandi County Assembly day-to-day management is under the following key organs:

- I. The Hon. Speaker
- II. The County Assembly
- III. The County Assembly Service Board and
- IV. The Clerk to the County Assembly.

c) Fiduciary Management

The key management personnel who held office during the year ended June 30th, 2018 and who had direct fiduciary responsibility were:

No.	Designation	Name
1)	Clerk	Barnaba GK Kosgei
2)	CFO	Wesley C. Kimeto
3)	HR	Henry Tarus
4)	HOB	Luke K. Cherutich

d) Fiduciary Oversight Arrangements

- *County Assembly Service Board*
- *Internal Audit Reports*
- *County Assembly Inspection and Acceptance Committees*

e) Entity Headquarters

COUNTY ASSEMBLY OF NANDI
Reports and Financial Statements
For the year ended June 30, 2021

P.O. Box 673 – 30300,
COUNTY ASSEMBLY
Jean-Marie Seroney Road, Bungei Street,
Kapsabet, KENYA

f) Entity Contacts

Telephone: (254) 0535252039
E-mail: info@nandiassembly.go.ke
Website: www.nandiassembly.go.ke

g) Entity Bankers

1. Central Bank of Kenya,
Haile Selassie Avenue
P.O. Box 60000
City Square 00200
Nairobi, Kenya
2. Cooperative Bank of Kenya Ltd,
P. O. Box 869 – 30300,
KAPSABET
3. National Bank of Kenya Ltd,
P. O. Box 34– 30300,
KAPSABET

h) Independent Auditors

Office of the Auditor General
Anniversary Towers, University Way
P.O. Box 30084
GPO 00100
Nairobi, Kenya

i) Principal Legal Adviser


The Attorney General
State Law Office
Harambee Avenue
P.O. Box 40112
City Square 00200
Nairobi, Kenya

COUNTY ASSEMBLY OF NANDI
Reports and Financial Statements
For the year ended June 30, 2021

2. FORWARD BY THE CLERK OF THE ASSEMBLY

The Financial Statements for the FY 2020/2021, herein, reflect actual expenditure of **KShs. 600,761,887** against a total income (Exchequer Releases) of **KShs. 666,356,121**. This thus left a surplus of **KShs. 61,594,234** on June 30, 2021. During the year the County Assembly invested **KShs. 40,765,660** in Construction of buildings and recurrent expenditure purchases while in the process retaining at the deposit account **KShs. 3,395,391**. This was due to both a significant 56.39% decrease in actual development expenditure from **KShs. 88,888,431** in FY 2019/2020 to **KShs. 36,183,746** in FY 2020/2021 and 5.64% recurrent expenditure decreased from **KShs. 621,274,261** in FY 2019/2020 to **KShs. 571,141,684** in FY 2020/2021. The County Assembly's recurrent expenditure budget for the FY under review was **KShs. 649,760,252** representing 8.02% of the entire county expenditure budget of **KShs. 8,106,669,476**.

The pie chart below shows categorization of the expenditure in terms of compensation of employees, acquisition of assets and use of goods and services.



Statement of comparison of budget and actual amounts for the year ending June 30, 2021 herein provides that the County Assembly utilized **80.70%** of its final budget estimates for the FY 2020/2021.

In Q1 of FY 2020/2021 the County Assembly undertook rigorous trainings of its employees on public participation, budgeting, retirement planning and other diverse areas of interest. This was one of the deliberate actions by the County Assembly of Nandi to motivate the employees to exploit individual talents as well as enforcing fitness and enhancing better lives towards averting lifestyle disease which would hamper the work outputs. There was, thus a significant expenditure on sports events, fuel and maintenance of transport equipment, payments to sports training facilitators, acquisition of sports regalia, payments of daily subsistence allowances to participants and subscriptions. The County Assembly undertook serious engagements with the stakeholders including the members of the public, constitutionally independent state institutions and the county executive of Nandi while considering the Annual Development Plan (ADP) and other expenditure plans for ending year June 30, 2022. All of those plans were approved and are currently in force for utilization in budgetary processes going forward.

In Q2 of FY 2020/2021, the County Assembly conducted several public participation forums and consulted constitutionally independent commissions and state offices while considering the County Emergency Bill of 2019, the County Budget Review and Outlook Paper (CBROP), 2020. The County Assembly Service Board conducted several capacity buildings, necessary preparation for disaster

COUNTY ASSEMBLY OF NANDI
Reports and Financial Statements
For the year ended June 30, 2021

management, change management and succession planning. Included in the expenditure incurred in the period were MCAs medical insurance costs, refined fuels for transport, temporary committee expenses and rental expenses.

In Q3 of FY 2020/2021, the County Assembly conducted several public participation forums and consulted constitutionally independent commissions and state offices while considering the County Finance Bill of 2020, the County Budget Fiscal Strategy Paper (CFSP), 2021. The County Assembly further undertook awareness sessions for its employees on the emergence of COVID-19 virus and enforcement of measures aimed at averting the spread of the virus. Also included in the expenditure incurred in the period were staff medical insurance costs, refined fuels for transport, temporary committee expenses and rental expenses.

In Q4 of FY 2020/2021, the County Assembly was largely physically inactive following restricted measures on travels but operated remotely to ensure that the activities of legislation, representation and oversight were not halted. Included in the expenditure for that the period are the costs related to refined fuels for transport, temporary committee expenses and other expenses relating to the public participation on Budget Estimates for the FY 2021/2022 and auxiliary legislation.

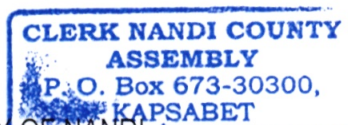
There have been persistent challenges experienced during the period under review including lack of sufficient office space, bureaucratic processes in procurement of works, goods and services and the delays in exchequer releases. Further, budgeting for contingent expenses for COVID 19 virus hadn't been done at the beginning of the financial year especially given the recurrent expenditure ceilings instituted on the County Assembly. The purchase of particular goods and procurement of services towards effective combat of the spread of the novel virus could not be undertaken under the circumstances. This exposed the employees to the risk of contracting the virus and as such hampered the activities of the County Assembly.

As previously reported financially, the County Assembly is currently undertaking construction of a County Assembly Office Complex that will effectively address the perennial challenge of lack of office space. However, funding challenges were attributable to delayed release to Nandi County of the approved equitable share of nationally raised revenues. Going forward, the County Assembly shall liaise with the Senate, Commission on Revenue Allocation (CRA), Controller of Budget (COB), CAF and the National Treasury to improve on the achievement in exchequer releases within the timelines stipulated in the procurement plans, work plans, strategic plan County Assembly Service Board resolutions and the County Assembly approvals. The County Assembly shall further establish both the Service Charter and Alternative Dispute Resolution (ADR) mechanism with stakeholders to avoid being engaged in court battles over resolutions that can be amended.

Sign



Barnaba GK Kosgei,
CLERK TO THE COUNTY ASSEMBLY OF NANDI



COUNTY ASSEMBLY OF NANDI

Reports and Financial Statements

For the year ended June 30, 2021

3. STATEMENT OF PERFORMANCE AGAINST COUNTY PREDETRMINED OBJECTIVES

Section 164 (2) (f) of the Public Finance Management Act, 2012 requires that, at the end of each financial year, the Accounting officer when preparing financial statements of each County Government entity Government entities in accordance with the standards and formats prescribed by the Public Sector Accounting Standards Board includes a statement of the county government entity's performance against predetermined objectives.

3.1 Guidance

The County Assembly of Nandi aims to be a world class assembly that fulfils constitutional mandate to the people of Nandi County by promoting the growth and development of Nandi County through constitutional legislation, Oversight and representation.

The Nandi County Assembly embraces to observe the following values:

1. **Fairness:** In delivering services, we shall treat all equally irrespective of religion, tribe, race, gender background and abilities
2. **Commitment:** The Assembly is committed to adhere to the constitution in delivering its mandate to the people of Nandi County.
3. **Integrity:** We endeavour to be transparent and accountable in providing services to all our clients in an environment of fairness without taking any undue advantage of their vulnerability or abilities.
4. **Teamwork:** We shall always work together as one and to deliver results.

Introduction

The key mandate of the County Assembly of Nandi is legislation, oversight, and representation. To achieve this, the assembly's program was document in terms of objective, key performance indicators, and output.

Below were the expected outputs of the assembly in FY 2020/2021;

Delivery unit	Key output	Performance indicators	Targets 2018/2019	Targets 2019/2020	Targets 2020/2021	Targets 2021/2022
Programme: Administration, Planning and Support Services	P.1	Outcome: Improved efficiency in service delivery				
Sub Programme: SP 1.1 Administration and Support Services						
The County Assembly	Proper and timely Remuneration	Timely payment of MCAs and Staff monthly salaries		100%	100%	100%

COUNTY ASSEMBLY OF NANDI
Reports and Financial Statements
For the year ended June 30, 2021

Delivery unit	Key output	Performance indicators	Targets 2018/2019	Targets 2019/2020	Targets 2020/2021	Targets 2021/2022
The County Assembly	Effectiveness in service delivery	Formulate the Nandi County Assembly Strategic Plan		1	0	0
		Institute County Assembly service charter		1	0	0
		Timeliness in committee meetings and public participation fora		100%	100%	100%
		Customer satisfaction surveys		1	2	2
	Performance appraisal system (PAS) in place	No. of PAS evaluations done		4	4	4
Sub Programme: SP 1.2 ICT Support Services						
County Assembly	Efficient network established	Number of offices networked		100%	100%	100%
Programme: P.2 Physical Infrastructure and Equipment		Outcome: Improved Physical Infrastructure and Equipment for better working environment				
Sub Programme: SP 2.1 Physical Infrastructure and Equipment						
The County Assembly	Improved infrastructure	Acquire piece of land for construction of speaker's	1	0	0	0

COUNTY ASSEMBLY OF NANDI

Reports and Financial Statements

For the year ended June 30, 2021

Delivery unit	Key output	Performance indicators	Targets 2018/2019	Targets 2019/2020	Targets 2020/2021	Targets 2021/2022
		residence				
		Speaker's residence Constructed	0	1	0	0
		Acquisition of furniture for new offices	0	1	0	0
		County Assembly renovation & speaker's residence Alterations & Extensions	1	0	0	0
		Construct of County Assembly Office Complex	1	1	1	0
		Acquisition of Projects Monitoring and Evaluation vehicles	0	0	3	0
		Acquisition of Computers, printers and IT equipment for MCAs	20	5	0	10
Programme: P.3 County Assembly Clerk Services	Outcome: Effective and efficient delivery of services.					

COUNTY ASSEMBLY OF NANDI
Reports and Financial Statements
For the year ended June 30, 2021

Delivery unit	Key output	Performance indicators	Targets 2018/2019	Targets 2019/2020	Targets 2020/2021	Targets 2021/2022
Delivery unit	Key output	Performance indicators	Targets 2016/2017	Targets 2017/2018	Targets 2018/2019	Targets 2019/2020
Sub Programme: SP 3.1 Legal Advisory Services						
The County Assembly	Appropriate, applicable and relevant laws enacted and policies adopted	No. of bills passed	15	20	20	20
		No. of policies passed	15	15	20	20
		No. of cases litigated	100%	100%	100%	100%
Sub Programme: SP 3.2 Financial Services						
The County Assembly	Prudently managed resources	No. of budgets prepared	1	1	1	1
		No. of internal audits done	4	4	4	4
		No. of payments effected	100%	100%	100%	100%
Sub Programme: SP 3.3 Procurement Services						
The County Assembly	Adherence to procurement policies,	No. of tender committee meetings held	24	24		

COUNTY ASSEMBLY OF NANDI

Reports and Financial Statements

For the year ended June 30, 2021

Delivery unit	Key output	Performance indicators	Targets 2018/2019	Targets 2019/2020	Targets 2020/2021	Targets 2021/2022
	procedures and regulations	No. of tenders awarded	100%	100%		
		No. of tender prequalification exercises held	1	1		
		No. of Procurement Plans developed	1	1	1	1
		No. of supervisory projects site visits held	100%	100%	100%	100%
		No. of updated procurement inventory	4	4	4	4
Sub Programme: SP 3.4 Support and Co-ordination of Committees						
The County Assembly	Research done	No. of Research Done	4	4	4	4
	Meetings held	No. of minutes of committee meetings	72	144	144	144
	Reports generated	No. of committee reports generated	80	80	80	80

COUNTY ASSEMBLY OF NANDI
Reports and Financial Statements
For the year ended June 30, 2021

Delivery unit	Key output	Performance indicators	Targets 2018/2019	Targets 2019/2020	Targets 2020/2021	Targets 2021/2022
Sub Programme: SP 3.5 Human Resource Development						
The County Assembly	Staff trained	No. of staff trained	20	30	40	50
Sub Programme: SP 3.6 Capturing and Recording of Assembly Proceedings						
The County Assembly	Acquisition of Hansard Equipment	No. of Hansard equipment purchased	10	5	5	5
Programme: P.4 County Assembly Service Board	Outcome: Enhanced professionalism, staff development and member's welfare					
Delivery unit	Key output	Performance indicators	Targets 2017/2018	Targets 2018/2019	Targets 2019/2020	Targets 2020/2021
Sub Programme: SP 4.1 Personnel Services						
The County Assembly	Recruitment and placement done	No. of Employees recruited to vacancies	100%	100%	100%	100%
	Human resource structure established	No. of Human Resource Structures Established	10	0	0	0

COUNTY ASSEMBLY OF NANDI
Reports and Financial Statements
For the year ended June 30, 2021

Delivery unit	Key output	Performance indicators	Targets 2018/2019	Targets 2019/2020	Targets 2020/2021	Targets 2021/2022
Sub Programme: SP 4.2 Members' Welfare						
The County Assembly	Members capacity built	No. of workshops attended	10	15	15	15

The Members of County Assembly and auxiliary staff attended 12 workshops on diverse dates on the following;

- (1) The form, content and format of the County Fiscal Strategy Paper and the use of the output of the approval process in the County Budgeting and Economic Planning,
- (2) Committee Services and Management
- (3) Processing of Reports and Bills including other legislative proposals like memoranda from the County Executive
- (4) Budget Making Process
- (5) The role of the MCAs
- (6) The public participation processes
- (7) The management of the Chamber
- (8) Parliamentary procedures and conduct of debates

On the review of the Standing Orders, the County Assembly ensured that the members were updated on;

- (1) Terms of implementation of amendments approved on 4th October 2020 relating to privileges and conduct of members
- (2) The raising of point of orders and creating actual order.

Incorporating the County Assembly powers and privileges Act of 2017 in the Standing Orders

Towards this end, the County Assembly enacted the following bills which were assented into law;

- (1) Nandi County Supplementary Appropriation Bill No. 1, 2019,
- (2) Nandi County Supplementary Appropriation Bill No. 2, 2019
- (3) Nandi County Appropriation Bill No. 3 of 2019,
- (4) Nandi County Health Service Bill, 2019,
- (5) Nandi County Universal Health Care and Wellness Fund Bill, 2019
- (6) Nandi County Immunization Bill, 2019
- (7) Nandi County Youth Service Bill, 2019,
- (8) Nandi County Finance Amendment Bill, 2019,
- (9) Nandi County Public Participation Bill, 2019
- (10) Nandi County Supplementary Appropriation Bill No. 1, 2020,
- (11) Nandi County Emergency Bill, 2020,

COUNTY ASSEMBLY OF NANDI

Reports and Financial Statements

For the year ended June 30, 2021

(12)Nandi County Imprest Surrender Policy, 2019

(13) Nandi County Emergency Response Committee on Covid-19 Bill, 2020.

(14)Nandi County Coordination of Distribution of Food and Water in Pandemic Bill, 2020.

The County Assembly of Nandi considered and subsequently rejected the following bills;

(1) Constitutional Amendment Bill ('*Punguza Mzigo*' Bill)

4. CORPORATE SOCIAL RESPONSIBILITY STATEMENT/SUSTAINABILITY REPORTING

Nandi County Assembly exists to legislate, represent and undertake oversight on behalf of the people of Nandi County. This is our purpose; the driving force behind everything we do. It's what guides us to deliver our strategy, which is founded on County Assembly of Nandi pillars:

- I. Putting the customer/Citizen first,
- II. delivering relevant goods and
- III. Services and
- IV. Improving operational excellence.

Below is a brief highlight of our achievements in each pillar

1. Sustainability strategy and profile -

The top management especially the accounting officer should refer to sustainable efforts, broad trends in political and macroeconomic affecting sustainability priorities, reference to international best practices and key achievements and failure.

2. Environmental performance

Outline clearly, environmental policy guiding the organisation, provide evidence of the policy. Outline successes, shortcomings, efforts to manage biodiversity, waste management policy and efforts to reduce environmental impact of the organisation's products.

3. Employee welfare

Give account of the policies guiding the hiring process and whether they consider the gender ratio, whether they take in stakeholder engagements and how often they are improved. Explain efforts made in improving skills and managing careers, appraisal and reward systems. The organisation should also disclose their policy on safety and compliance with Occupational Safety and Health Act of 2007, (OSHA).

4. Market place practices-

The organisation should outline its efforts to:

- a) Responsible competition practice.
Explain how the organisation ensures responsible competition practices with issues like anti-corruption, responsible political involvement, fair competition and respect for competitors
- b) Responsible Supply chain and supplier relations- explain how the organisation maintains good business practices, treats its own suppliers responsibly by honouring contracts and respecting payment practices.
- c) Responsible marketing and advertisement-outline efforts to maintain ethical marketing practices
- d) Product stewardship- outline efforts to safeguard consumer rights and interests

5. Community Engagements-

The Members of County Assembly participated in various fundraising activities across the Nandi County in respect to matters of attempting to address community problems, for instance;

- ill-health citizens
- bright and needy children's school fees
- disasters
- funeral arrangements and
- Religious activities.

6. Others

The County Assembly of Nandi avails at its registry department for inspection by any citizens the details of Community Social Responsibility activities carried out in the year and the impact to the society. The documentation classifies such activities in the manner in which the promote education, sports, healthcare, labour relations, staff training and development, and water and sanitation initiatives.

The following photos show some of the activities in which members of the County Assembly participated in various initiatives across the various County Assembly wards.

COUNTY ASSEMBLY OF NANDI
Reports and Financial Statements
For the year ended June 30, 2021



September 6th, 2020 The County Assembly fuelled Road Construction Machinery towards urgent Construction of Bridge swept by flood, Chemase/Chemelil that would not have been resolved by normal procurement processes of the County Executive.



Donation of Food stuffs to Prisoners at Kapsabet GK Prisons on the December 4, 2020. In the picture is the area MCA Fredrick Kipkemboi, Chairman, Justice and Legal Affairs on behalf of the County Assembly of Nandi.

COUNTY ASSEMBLY OF NANDI
Reports and Financial Statements
For the year ended June 30, 2021



Speaker Joshua Kiptoo, on behalf of the County Assembly of Nandi, donating materials to a Church gathering

COUNTY ASSEMBLY OF NANDI

Reports and Financial Statements

For the year ended June 30, 2021

5. STATEMENT OF MANAGEMENT RESPONSIBILITIES

Sections 164 of the Public Finance Management Act, 2012 requires that, at the end of each financial year, the Accounting Officer of a County Government Entity to prepare financial statements in accordance with the standards and formats prescribed by the Public Sector Accounting Standards Board.

The Clerk of the County Assembly is responsible for the preparation and presentation of the County Assembly's financial statements, which give a true and fair view of the state of affairs of the County Assembly for the year, ended June 30, 2020. This responsibility includes:

- (i) maintaining adequate financial management arrangements and ensuring that these continue to be effective throughout the reporting period;
- (ii) maintaining proper accounting records, which disclose with reasonable accuracy at any time the financial position of the County Assembly;
- (iii) designing, implementing and maintaining internal controls relevant to the preparation and fair presentation of the financial statements, and ensuring that they are free from material misstatements, whether due to error or fraud;
- (iv) safeguarding the assets of the County Assembly;
- (v) selecting and applying appropriate accounting policies; and
- (vi) making accounting estimates that are reasonable in the circumstances.

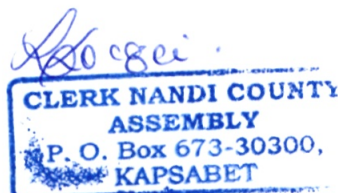
The Clerk accepts responsibility for the County Assembly's financial statements, which have been prepared on the Cash Basis Method of Financial Reporting, using appropriate accounting policies in accordance with International Public Sector Accounting Standards (IPSAS). The Clerk is of the opinion that the County Assembly's financial statements give a true and fair view of the state of the County Assembly's transactions for the year ended June 30, 2020, and of its financial position as at that date. The Clerk further confirms the completeness of the accounting records maintained for the County Assembly which have been relied upon in the preparation of its financial statements as well as the adequacy of the systems of internal financial control.

The Clerk confirms that the County Assembly has complied fully with applicable Government Regulations and the terms of external financing covenants (where applicable), and that the County Assembly's funds received during the quarter under audit were used for the eligible purposes for which they were intended and were properly accounted for. Further the Clerk confirms that the County Assembly's financial statements have been prepared in a form that complies with relevant accounting standards prescribed by the Public Sector Accounting Standards Board of Kenya.

Approval of the financial statements

The County Government's financial statements were approved and signed by the Clerk of the County Assembly on May 31, 2022

Barnaba GK Kosgei,
Clerk of the County Assembly



REPUBLIC OF KENYA

Telephone: +254-(20) 3214000
E-mail: info@oagkenya.go.ke
Website: www.oagkenya.go.ke



HEADQUARTERS
Anniversary Towers
Monrovia Street
P.O. Box 30084-00100
NAIROBI

REPORT OF THE AUDITOR-GENERAL ON COUNTY ASSEMBLY OF NANDI FOR THE YEAR ENDED 30 JUNE, 2021

PREAMBLE

I draw your attention to the contents of my report which is in three parts:

- A. Report on the Financial Statements that considers whether the financial statements are fairly presented in accordance with the applicable financial reporting framework, accounting standards and the relevant laws and regulations that have a direct effect on the financial statements.
- B. Report on Lawfulness and Effectiveness in Use of Public Resources which considers compliance with applicable laws, regulations, policies, gazette notices, circulars, guidelines and manuals and whether public resources are applied in a prudent, efficient, economic, transparent and accountable manner to ensure government achieves value for money and that such funds are applied for intended purpose.
- C. Report on Effectiveness of Internal Controls, Risk Management and Governance which considers how the entity has instituted checks and balances to guide internal operations. This responds to the effectiveness of the governance structure, the risk management environment, and the internal controls developed and implemented by those charged with governance for orderly, efficient and effective operations of the entity.

An unmodified opinion does not necessarily mean that an entity has complied with all relevant laws and regulations, and that its internal control, risk management and governance systems are properly designed and were working effectively in the financial year under review.

The three parts of the report are aimed at addressing the statutory roles and responsibilities of the Auditor-General as provided by Article 229 of the Constitution, the Public Finance Management Act, 2012 and the Public Audit Act, 2015. The three parts of the report, when read together constitute the report of the Auditor-General.

REPORT ON THE FINANCIAL STATEMENTS

Qualified Opinion

I have audited the accompanying financial statements of County Assembly of Nandi set out on pages 21 to 54, which comprise the statement of financial assets and liabilities as at 30 June, 2021, and the statement of receipts and payments, statement of cash flows and statement of comparison of budget and actual amounts for the year then ended, and

a summary of significant accounting policies and other explanatory information in accordance with the provisions of Article 229 of the Constitution of Kenya and Section 35 of the Public Audit Act, 2015. I have obtained all the information and explanations which, to the best of my knowledge and belief, were necessary for the purpose of the audit.

In my opinion, except for the effect of the matters described in the Basis for Qualified Opinion section of my report, the financial statements present fairly, in all material respects, the financial position of County Assembly of Nandi as at 30 June, 2021, and of its financial performance and its cash flows for the year then ended, in accordance with International Public Sector Accounting Standards (Cash Basis) and comply with the Public Finance Management Act, 2012 and the County Governments Act, 2012.

Basis for Qualified Opinion

1. Presentation, Accuracy and Disclosure of the Financial Statements

The financial statements submitted for audit did not conform to the prescribed format issued by the Public Sector Accounting Standards Board vide The National Treasury and Planning Circular Letter Reference No. AG.4/16/2 Vol.3(72) dated 30 June, 2021 as outlined below.

1.1. Variance between Figures in IFMIS and Financial Statements

The statement of financial assets and liabilities as at 30 June, 2021 and the statement of receipts and payments for the year ended 30 June, 2021 are at variance with the IFMIS financial reports as indicated below:

Item	Financial Statements Figure (Kshs.)	IFMIS Figure (Kshs.)	Variance (Kshs.)
Receipts			
Transfers from the County Treasury/Exchequer Releases	666,356,121	-	666,356,121
Totals	666,356,121	-	666,356,121
Payments			
Compensation of Employees	368,248,232	376,684,642	(8,436,410)
Use of Goods and Services	181,970,435	204,446,830	(22,476,395)
Social Security Benefits	9,777,560	15,979,800	(6,202,240)
Acquisition of Assets	40,765,660	180,475,864	(139,710,204)
Other Payments	-	14,734,328	(14,734,328)
Total Payments	600,761,887	792,321,464	(191,559,577)
Assets			

Item	Financial Statements Figure (Kshs.)	IFMIS Figure (Kshs.)	Variance (Kshs.)
Receipts			
Bank Balances	107,553,794	(59,499,228)	167,053,022
Cash Balances	-	2,652,073,136	(2,652,073,136)
Accounts Receivable	-	5,400,000	(5,400,000)
Totals			(2,490,420,114)
Liabilities			
Accounts Payables - Deposits	29,498,136	-	29,498,136
Fund Balance b/forward	12,461,424	(1,311,310,305)	1,323,711,729
Surplus/Deficit for the Year	65,594,234	-	65,594,234
Total	95,092,370	(1,311,310,305)	1,418,864,099

No satisfactory explanation or reconciliation has been provided for the above variances.

Consequently, it was not possible to ascertain the accuracy and validity of the respective balances as at 30 June, 2021.

1.2. Variance in Other Pending Payables

The financial statements in Note 3 of other disclosures reflects a balance of Kshs.48,720 under other pending payables while Annex 3 reflects a Nil balance.

Consequently, the accuracy and completeness of the other pending payables Nil balance as at 30 June, 2021 could not be confirmed.

2. Unsupported Cash and Cash Equivalents

The statement of financial assets and liabilities reflects cash and cash equivalents balance of Kshs.107,553,794 comprising Kshs.55,846,302 CBK Account no. 1000197056, Kshs.22,151,865 for recurrent Account no. 10001970048, Kshs.29,498,136 for Deposit Account no. 1000416308, Kshs.56,369 for National Bank of Kenya account no. 01020212740800 and Kshs.1,122 for Cooperative Bank Account no. 01141327553600. However, the balances were not supported with cashbooks, bank reconciliations and bank statements, certificate of bank balances and board of survey report.

Consequently, the completeness, accuracy and validity of the cash and cash equivalents balance of Kshs.107,553,794 as at 30 June, 2021 could not be confirmed.

3. Unsupported Domestic Travel & Subsistence

The statement of receipts and payments for the year ended 30 June, 2021 reflects use of goods and services expenditure of Kshs.181,970,435 which includes domestic travel and

subsistence allowance of Kshs.114,238,325 as disclosed in Note 5 to the financial statements. An examination of the expenditure records relating to domestic travel and subsistence expenses for sampled vouchers amounting to Kshs.46,665,843 revealed that subsistence allowance was paid to staff and Members of the County Assembly for various activities without issuing temporary imprests and supporting documents such as work tickets, reports and attendance sheets were not provided. This is contrary to Regulation 104(1) which requires all receipts and payment vouchers of public moneys to be properly supported by pre-numbered receipt and payment vouchers and shall be supported by the appropriate authority and documentation.

In the circumstances, the validity and completeness of the daily subsistence allowances of Kshs.46,665,843 paid to the members and staff could not be ascertained.

4. Acquisition of Assets

4.1 Proposed Construction of Buildings-Modern County Assembly Chambers, Offices, and Auxiliary

The statement of receipts and payments reflects acquisition of assets of Kshs.40,765,660 includes construction of buildings of a Modern County Assembly expenditure of Kshs.36,183,745 as disclosed in Note 10 to the financial statements. However, the following observations were made:

- (i) The payments were not supported by an original interim payment certificates/ certificate of payment on account except for payment voucher number 60000160 contrary to Section 34.1 of the contract agreement.
- (ii) Payments for the interim certificates were made in piece meal and supported by copies of payment certificates which poses a risk of overpayment. A schedule of all the payment certificates raised and payments made against each certificate was not provided and therefore it was not possible to establish the total payments made as at 30 June, 2021.
- (iii) The payments were not supported by actual valued works being paid for and supporting schedules for the expenditure provided were for Kshs.36,183,746 whereas documents availed supported an expenditure of Kshs.51,746,976 resulting to a variance of Kshs.15,563,230.
- (iv) An amount of Kshs.100,000,000 was provided for in the budget for the construction of the building but only Kshs.36,203,904 was received. It is not clear why full funding as budgeted was not received and there was no evidence provided as to indicate that the funds were requisitioned from the Controller of Budget or any plausible reasons provided for the underfunding.
- (v) The contractor through letter dated 25 September, 2021 ref SCC/Nandi/94 has given a notice of slowing down the works due to delayed payments.

- (vi) As at the time of our audit the project was approximately 70% complete and there is a risk of stalling if more funds are not availed for its completion.

Consequently, the accuracy and completeness of the construction of building figure of Kshs.36,183,746 for the year ended 30 June,2021 could not be confirmed.

4.2 Anomalies in the Summary of Fixed Asset Register

Annex 4 to the financial statement reflects a summary of fixed assets owned by the County Assembly valued at KShs.520,752,868 as at 30 June, 2021. Included in the summary of fixed assets is transport equipment of Kshs.72,275,800 which includes a Toyota Prado reg. 29CG059A valued at Kshs.9,270,392 with a status of not in use. In addition, a Peugeot vehicle registration number KAM 034T was included in the asset register but lacked the cost of acquisition. Further, included in the historical cost balance of Kshs.520,752,868 is land, buildings and structures and transport equipment of Kshs.,27,000,000, Kshs.360,830,985 and Kshs.72,275,800 respectively, but with no ownership documents.

In view of the foregoing, it was not possible to ascertain the accuracy of the total assets held by the County Assembly as at 30 June, 2021.

The audit was conducted in accordance with International Standards of Supreme Audit Institutions (ISSAIs). I am independent of County Assembly of Nandi Management in accordance with ISSAI 130 on Code of Ethics. I have fulfilled other ethical responsibilities in accordance with the ISSAI and in accordance with other ethical requirements applicable to performing audits of financial statements in Kenya. I believe that the audit evidence I have obtained is sufficient and appropriate to provide a basis for my qualified opinion.

Key Audit Matters

Key audit matters are those matters that, in my professional judgment, are of most significance in the audit of the financial statements. There were no key audit matters to report in the year under review.

Other Matter

1. Budgetary Control and Performance

The statement of comparison of budget and actual amounts reflects final receipts budget and actual on comparable basis of Kshs.649,760,252 and Kshs.608,020,510 respectively resulting to an under-funding of Kshs.41,739,742 or 6% of the budget. Similarly, the County Assembly spent Kshs.564,578,141 against an approved budget of Kshs.649,760,252 resulting to an under-expenditure of Kshs.85,182,111 or 13% of the budget.

The underfunding and underperformance affected the planned activities and may have impacted negatively on service delivery to the public.

2. Pending Bills

Annex 1 to the financial statements reflects pending accounts payables balance of Kshs.20,373,944 as at 30 June, 2021. Included in the pending bills balance are payments which should have been paid as a first charge in 2014/2015 and 2015/2016 financial years but were still outstanding as at 30 June, 2021 contrary to Regulation 41(2) of the Public Finance Management (County Governments) Regulations, 2015. In Addition, accumulation of pending bills is contrary to the National Treasury Circular Ref AG 3/101/75 which requires Accounting Officers to establish effective financial controls and maintain financial discipline for efficient use of resources.

Consequently, the Management is in breach of the Treasury Circular No 10/2020 of 16 June, 2020 Ref DGIPE/A/80 which required Accounting Officers to ensure pending bills are treated as a first charge on their 2020-2021 financial year approved budget.

3. Late Receipt of Exchequer Issues and Variances in the Receipts

The statement of receipts and payments reflects exchequer releases totaling Kshs.666,356,121 which included recurrent exchequer of Kshs.608,020,510 and development exchequer of Kshs.58,335,611, as disclosed in Note 1.1 and 1.2 to the financial statements. However, two development exchequer releases of Kshs.10,000,000 and Kshs.12,131,707 totalling to Kshs.22,131,707 were received on 9 July, 2021 and recurrent exchequer release of Kshs.33,044,554 was received on 1 July, 2021. The late receipt of exchequer therefore made the funds not readily available to the County Assembly for operations before 30 June, 2021.

In the circumstance, the value for money on the planned activities and operations as budgeted could not be confirmed.

4. Unresolved Prior Year Audit Matters

There were issues raised in the audit report for 2019/2020 financial year of which no report or recommendations from the County Assembly Management and oversight bodies were submitted for audit verification and clearance. Further, the issues remain unresolved contrary to section 149(2)(l) of the public finance management act, 2012 which require accounting officers designated for county government entities to try to resolve any issues resulting from an audit that remain outstanding.

REPORT ON LAWFULNESS AND EFFECTIVENESS IN USE OF PUBLIC RESOURCES

Conclusion

As required by Article 229(6) of the Constitution, based on the audit procedures performed, except for the matters described in the Basis for Conclusion on Lawfulness and Effectiveness in Use of Public Resources section of my report, I confirm that, nothing else has come to my attention to cause me to believe that public resources have not been applied lawfully and in an effective way.

Basis for Conclusion

1. Compensation of Employees

1.1. Non-Compliance on Wage Bill

The statement of receipts and payments for the year ended 30 June, 2021 reflects compensation of employees' amount of Kshs.368,248,232 which is approximately 55% of the total revenue of Kshs.666,356,121. The expenditure therefore exceeded the recommended ratio of 35% under Regulation 25(1) of the Public Finance Management (County Governments) Regulations, 2015.

Consequently, the Management is in breach of the law and the wage bill may not be sustainable unless adequate measures are put in place to contain the rising wage costs.

1.2. Failure to Adhere to the One Third Rule of Basic Pay

Audit review of the County Assembly's payrolls for the year ended 30 June, 2021 revealed that some employees of the County Assembly were receiving net salaries which were less than a third of their respective basic salaries contrary to Section 19(3) of the Employment Act, 2007.

Therefore, the Management is in breach of the law.

1.3. Failure to Observe One Third Staff Establishment Rule

Audit review of the payroll for the twelve months ended 30 June, 2021 revealed that the County Assembly had a total of eighty-one (81) employees (excluding Members of County Assembly) out of which all the eighty-one (81) or 100% of staff are from the same ethnic community. This is contrary to Section 7(1) and (2) of the National Cohesion and Integration Act, 2008.

In the Circumstance, the Management is in breach of the law.

1.4. Failure to Implement Staff Performance Appraisal System

Audit review of the County Assembly organizational structure, operations and staff files revealed that there were anomalies as noted below;

- (i) There exists a staff establishment, however, gaps were noted as detailed in the table below;

Staff Establishment 2020/2021				
Job Group	Designation	Authorized Establishment	In Post	Variance
S/12	Clerk of County Assembly/Secretary, CASB	1	1	0
R/11	Deputy Clerk/Directors	5	3	-2
Q/10	Principal Officers (Heads of department)	4	1	-3

Staff Establishment 2020/2021				
Job Group	Designation	Authorized Establishment	In Post	Variance
P/9	Senior Officer	13	13	0
N/8	Officer I	22	17	-5
M/7	Officer II	10	5	-5
L/6	Officer III	15	12	-3
K/5	Assistant I	12	6	-6
J/4	Assistant II	8	11	3
D, E, G, H/2/3	Attendants	10	13	3
	Contractual staff /Casuals	0	2	2
	Total	100	84	(16)

- (ii) There was no evidence that human resource plans to support achievement of goals and objectives in the Strategic Plans had been prepared during the year under review. Consequently, without the human resource plans that the County Assembly Service Board may not be able to develop an annual recruitment plan to enable it plan to fill the vacancies in the table above.
- (iii) There was no evidence that a County Assembly Service Board Performance Management Steering Committee had been constituted and in operation during the year under review.
- (iv) There was no evidence that a performance management plan to evaluate performance has been designed and that a staff performance appraisal exercise has been conducted. Subsequently, annual performance reports were not prepared during the year under review.
- (v) Development of departmental work plans which includes departmental priority objectives from which individual performance targets would have been derived and setting of performance targets has not been done.
- (vi) In the absence of staff training and development plans, any staff trainings conducted during the year were likely to have been conducted without the requisite staff training and development plans (where every staff member was expected to indicate at least one training goal to be achieved in the reporting period as agreed with the Supervisor), as required by Section C.6(1) to (4) of the County Assembly Human Resource Manual (October, 2015).

Consequently, the County Assembly Management is in breach of the law.

1.5. Operational Costs for Members of the County Assembly Ward Offices

The statement of receipts and payments reflects compensation of employees of Kshs.368,248,232 as disclosed in Note 4 to the financial statements. Included in this amount is Kshs.26,210,000 paid out as salaries and rent to partisan staff operating the offices of the thirty nine (39) members of the county assembly.

However, the advertisements for recruitment of ward office staff indicating the requirements and competencies for the posts were not availed. Records relating to vacant posts such as applications, shortlisting of candidates, interviews conducted, and selection of successful candidates were not presented for audit verification.

In addition, the rental payments were not supported by lease agreements signed between the County Assembly and the landlords for the ward offices. Further, the ward offices expenses were not supported with relevant documentation such as invoices, receipts and payment certificates. Imprest surrender warrants for these expenses have also not been availed for audit review.

It was also noted that a member of staff stationed at the Terik ward office has filed a suit at the Senior Principal Magistrate's court at Kapsabet (Employment and Labour Cause No. E012 of 2021) seeking damages for wrongful dismissal.

In the circumstances, regularity and validity of the expenditure amounting to Kshs.26,210,000 on personnel emoluments for the ward office staff and related expenses could not be confirmed.

1.6. Processing of Salaries Outside the Integrated Personnel and Payroll Database (IPPD)

During the year, a review of the payroll revealed that included in the figure of compensation of employees for the year ended 30 June, 2021 of Kshs.368,248,232 was Kshs.5,428,815 that was paid as wages outside the Integrated Personnel and Payroll Database (IPPD), contrary to Section 1.5.1 on Personnel Expenditure of the Financial Accounting, Recording and Reporting Module.

Consequently, the County Assembly Management is in breach of the law.

2. Use of Goods and Services

2.1 Grounded Vehicle No. 29 CG 059A

The statement of receipts and payments reflects use of goods and services amount of Kshs.181,970,435 as disclosed in Note 5 to the financial statements which includes insurance costs of Kshs.19,324,738. However, review of the insurance expenses revealed the County Assembly had a motor vehicle Toyota Prado Registration No. 29 CG 059A whose original cost was Kshs.10,494,000 and the cost as per the valuation report was Kshs.9,000,490 which had been grounded for two years and it had not been insured. The vehicle valuation and inspection report dated 20 August, 2021 from the Ministry of Transport infrastructure, Housing and Urban Development was availed indicating that the vehicle is serviceable. However, it could not be determined why the vehicle has been grounded for the last two years. Further, since the vehicle is not insured, in case of any eventualities, it was not possible to determine who will bear the loss.

In the circumstances, the County Assembly of Nandi may not get value for money for the grounded vehicle.

2.2 Late Remittance of Statutory Deductions

The statement of receipts and payments reflects compensation of employees of Kshs.368,248,232 as disclosed in Note 4 to the financial statements. Included in the compensation of employees' amount, are statutory deductions towards KRA, NHIF, NSSF, LAPTRUST and LAPFUND totaling Kshs.46,999,725 as summarized in the table below that were remitted after the due date, in contravention of the Income Tax (PAYE) Rules, NHIF Act, NSSF Act and the RBA Act.

Payee	Amount (Kshs.)
KRA	24,260,689
NHIF	564,200
NSSF	23,600
LAPTRUST	18,595,871
LAPFUND	3,555,365
Total	46,999,725

Consequently, the County Assembly is in breach of the law.

3. Lack of Preparation of Budget and Financial Statements of the County Assembly Public Service Board

The County Assembly Services Board did not prepare and submit the financial statements for the year ended 30 June, 2021 to the Office of the Auditor-General contrary to Section 32(1) and 32(2) (a) of the County Assembly Services Act, 2017.

Consequently, the Management is in breach of the law.

The audit was conducted in accordance with ISSAI 4000. The standard requires that I comply with ethical requirements and plan and perform the audit to obtain assurance about whether the activities, financial transactions and information reflected in the financial statements are in compliance, in all material respects, with the authorities that govern them. I believe that the audit evidence I have obtained is sufficient and appropriate to provide a basis for my conclusion.

REPORT ON EFFECTIVENESS OF INTERNAL CONTROLS, RISK MANAGEMENT AND GOVERNANCE

Conclusion

As required by Section 7(1)(a) of the Public Audit Act, 2015, based on the audit procedures performed, except for the matters described in the Basis for Conclusion on Effectiveness of Internal Controls, Risk Management and Governance section of my report, I confirm that, nothing else has come to my attention to cause me to believe that internal controls, risk management and overall governance were not effective.

Basis for Conclusion

1. Unsupported Committees Sitting Allowances

The statement of receipts and payments for the year ended 30 June, 2021 reflects compensation of employees' figure of Kshs.368,248,232. Included in this figure are personal allowances paid as part of salary amounting to Kshs.171,506,851 which includes sitting allowances figure of Kshs.6,585,100. An inspection of attendance registers and minutes for committee meetings revealed cases where attendance registers were not signed. There were instances where the dates of committee meetings were not indicated in the attendance registers. Minutes of the meetings provided in support of the meetings were not signed and some of the attendance registers were left open such that entries could be made later. Further, the calendar/schedule of committee meetings were not provided for audit review.

In view of these omissions, internal control and governance in the County Assembly of Nandi is not effective. As a result, the operational and other risks that the County Assembly may face are unlikely to be managed in an effective way.

2. Lack of ICT Controls and Data Centre Environment

Review of the County Assembly's ICT environment revealed that there was an ICT Policy document in place. However, an ICT security policy and disaster recovery plans had not been developed or spelt out in the ICT policy. Further, formally documented and approved processes to manage system changes and upgrades made to the existing ICT systems are also not in place. The County Assembly also lacks an ICT Steering Committee and an ICT Strategic Plan.

A review of the ICT Data Centre room also revealed the lack of an access control system to restrict and monitor access to the server room, lack of air conditioning equipment and lack of an environmental monitoring system to monitor the humidity and temperature in the data centre. The existing closed-circuit television (CCTV) system has also not been extended to the Data Centre.

There is a risk of data loss or prolonged downtimes in the event of a disaster or equipment hardware failure.

3. Lack of Risk Management Strategy

The following deficiencies were noted on the County Assembly's risk management strategy:

- (i) The County Assembly did not have an approved budget for internal audit for the year under review to enhance organizational independence as required under International Professional Practice Framework (IPPF) for Internal Auditing Standards, which were approved for adoption and application by the Public Sector Accounting Standards Board, in Paragraph 3.1 of the Kenya Gazette Notice No.5440, Vol. CXVI – No.94, dated 8 August, 2014.

- (ii) There was no documentary evidence was provided to confirm that the internal audit workplan for 2019/2020 was risk based as required by the IPPF Standard No.2010.
- (iii) As reported previously, the County Assembly did not have a risk management policy, disaster recovery plan and a public finance management standing committee in the year under review as required under Sections 18, 19 and 158(1) of the Public Finance Management (County Governments) Regulations, 2015.
- (iv) During the financial year 2019/2020, there were no internal audit reviews and no audit committee assurance on the integrity of the County Assembly's financial information, its system of governance, risk and internal controls, as well as legal and ethical conduct of management and employees; and
- (v) There was no documented independent review of the financial statements to confirm the integrity and transparency of the financial reporting process as required under Paragraph 3.2 of Kenya Gazette Notice No.2690, Vol. CXVIII – No. 40 dated 15 April, 2016.

The audit was conducted in accordance with ISSAI 2315 and ISSAI 2330. The standards require that I plan and perform the audit to obtain assurance about whether effective processes and systems of internal control, risk management and governance were operating effectively, in all material respects. I believe that the audit evidence I have obtained is sufficient and appropriate to provide a basis for my conclusion.

Responsibilities of Management and those Charged with Governance

Management is responsible for the preparation and fair presentation of these financial statements in accordance with International Public Sector Accounting Standards –Cash Basis and for maintaining effective internal control as Management determines is necessary to enable the preparation of financial statements that are free from material misstatement, whether due to fraud or error and for its assessment of the effectiveness of internal control, risk management and governance.

In preparing the financial statements, Management is responsible for assessing the County Assembly's ability to continue to sustain its services, disclosing, as applicable, matters related to sustainability of services and using the applicable basis of accounting unless Management is aware of the intention to dissolve the County Assembly or to cease operations.

Management is also responsible for the submission of the financial statements to the Auditor-General in accordance with the provisions of Section 47 of the Public Audit Act, 2015.

In addition to the responsibility for the preparation and presentation of the financial statements described above, Management is also responsible for ensuring that the activities, financial transactions and information reflected in the financial statements are in compliance with the authorities which govern them, and that public resources are applied in an effective way.

Those charged with governance are responsible for overseeing the County Assembly's financial reporting process, reviewing the effectiveness of how the Management monitors compliance with relevant legislative and regulatory requirements, ensuring that effective processes and systems are in place to address key roles and responsibilities in relation to governance and risk management, and ensuring the adequacy and effectiveness of the control environment.

Auditor-General's Responsibilities for the Audit

The audit objectives are to obtain reasonable assurance about whether the financial statements as a whole are free from material misstatement, whether due to fraud or error, and to issue an auditor's report that includes my opinion in accordance with the provisions of Section 48 of the Public Audit Act, 2015 and submit the audit report in compliance with Article 229(7) of the Constitution. Reasonable assurance is a high level of assurance, but is not a guarantee that an audit conducted in accordance with ISSAIs will always detect a material misstatement and weakness when it exists. Misstatements can arise from fraud or error and are considered material if, individually or in the aggregate, they could reasonably be expected to influence the economic decisions of users taken on the basis of these financial statements.

In addition to the audit of the financial statements, a compliance audit is planned and performed to express a conclusion about whether, in all material respects, the activities, financial transactions and information reflected in the financial statements are in compliance with the authorities that govern them and that public resources are applied in an effective way, in accordance with the provisions of Article 229(6) of the Constitution and submit the audit report in compliance with Article 229(7) of the Constitution.

Further, in planning and performing the audit of the financial statements and audit of compliance, I consider internal control in order to give an assurance on the effectiveness of internal controls, risk management and overall governance processes and systems in accordance with the provisions of Section 7(1)(a) of the Public Audit Act, 2015 and submit the audit report in compliance with Article 229(7) of the Constitution. My consideration of the internal control would not necessarily disclose all matters in the internal control that might be material weaknesses under the ISSAIs. A material weakness is a condition in which the design or operation of one or more of the internal control components does not reduce to a relatively low level the risk that misstatements caused by error or fraud in amounts that would be material in relation to the financial statements being audited may occur and not be detected within a timely period by employees in the normal course of performing their assigned functions.


Because of its inherent limitations, internal control may not prevent or detect misstatements and instances of non-compliance. Also, projections of any evaluation of effectiveness to future periods are subject to the risk that controls may become inadequate because of changes in conditions, or that the degree of compliance with the policies and procedures may deteriorate.

As part of an audit conducted in accordance with ISSAIs, I exercise professional judgement and maintain professional skepticism throughout the audit. I also:

- Identify and assess the risks of material misstatement of the financial statements, whether due to fraud or error, design and perform audit procedures responsive to those risks, and obtain audit evidence that is sufficient and appropriate to provide a basis for my opinion. The risk of not detecting a material misstatement resulting from fraud is higher than for one resulting from error, as fraud may involve collusion, forgery, intentional omissions, misrepresentations, or the override of internal control.
- Evaluate the appropriateness of accounting policies used and the reasonableness of accounting estimates and related disclosures made by the Management.
- Conclude on the appropriateness of the Management's use of the applicable basis of accounting and, based on the audit evidence obtained, whether a material uncertainty exists related to events or conditions that may cast significant doubt on the County Assembly's ability to continue to sustain its services. If I conclude that a material uncertainty exists, I am required to draw attention in the auditor's report to the related disclosures in the financial statements or, if such disclosures are inadequate, to modify my opinion. My conclusions are based on the audit evidence obtained up to the date of my audit report. However, future events or conditions may cause the County Assembly to cease to continue to sustain its services.
- Evaluate the overall presentation, structure and content of the financial statements, including the disclosures, and whether the financial statements represent the underlying transactions and events in a manner that achieves fair presentation.
- Obtain sufficient appropriate audit evidence regarding the financial information and business activities of the County Assembly to express an opinion on the financial statements.
- Perform such other procedures as I consider necessary in the circumstances.

I communicate with the Management regarding, among other matters, the planned scope and timing of the audit and significant audit findings, including any significant deficiencies in internal control that are identified during the audit.

I also provide Management with a statement that I have complied with relevant ethical requirements regarding independence, and to communicate with them all relationships and other matters that may reasonably be thought to bear on my independence, and where applicable, related safeguards.


 CPA Nancy Gathungu, CBS
AUDITOR-GENERAL

Nairobi

27 June, 2022

COUNTY ASSEMBLY OF NANDI
Reports and Financial Statements
For the year ended June 30, 2021


7. FINANCIAL STATEMENTS


7.1 STATEMENT OF RECEIPTS AND PAYMENTS

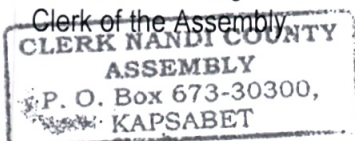
Reports and Financial Statements
For the year ended June 30, 2021

	Note	2020/21 KShs	2019/20 KShs
		KShs	KShs
Transfers from the County Treasury/Exchequer Releases	1	666,356,121	674,665,357
Proceeds from Sale of Assets	2	0	0
Other Receipts	3	0	0
TOTAL RECEIPTS		666,356,121	674,665,357
PAYMENTS			
Compensation of Employees	4	368,248,232	371,877,137
Use of goods and services	5	181,970,435	234,156,592
Subsidies	6	0	0
Transfers to Other Government Entities	7	0	0
Other grants and transfers	8	0	0
Social Security Benefits	9	9,777,560	11,728,102
Acquisition of Assets	10	40,765,660	92,386,431
Finance Costs	11	0	14,430
Other Payments	12		
TOTAL PAYMENTS		600,761,887	710,162,692
SURPLUS/DEFICIT		65,594,234	(35,497,335)

The explanatory notes to these financial statements form an integral part of the financial statements. The County Assembly of Nandi financial statements were approved on May 31, 2022 and signed by:


 Barnaba GK Kosgei
 Clerk of the Assembly


 Wesley Cheruiyot Kimeto, Chief Finance Officer – County Assembly
 ICPAK Member Number: 11505



COUNTY ASSEMBLY OF NANDI
Reports and Financial Statements
For the year ended June 30, 2021

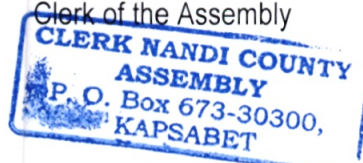

7.2 STATEMENT OF FINANCIAL ASSETS AND LIABILITIES
Reports and Financial Statements
For the year ended June 30, 2021

		2020/21	2019/20
FINANCIAL ASSETS	Note	KShs	KShs
Cash and Cash Equivalents			
Bank Balances	13A	107,553,794	38,564,169
Cash Balances	13B	0	0
Total Cash and cash equivalents		107,553,794	38,564,169
Accounts receivables – Outstanding Imprests	14		
TOTAL FINANCIAL ASSETS		107,553,794	38,564,169
FINANCIAL LIABILITIES			
Accounts Payables-Deposits and Retention	15	29,498,136	26,102,745
NET FINANCIAL ASSETS		78,055,658	12,461,424
REPRESENTED BY			
Fund balance b/fwd	16	12,461,424	47,958,759
Surplus/Deficit for the year		65,594,234	(35,497,335)
NET FINANCIAL POSITION		78,055,658	12,461,424

The explanatory notes to these financial statements form an integral part of the financial statements. The County Assembly of Nandi financial statements were approved on May 31, 2022 and signed by:



Barnaba GK Kosgei
 Clerk of the Assembly

Wesley Cheruiyot Kimeto, Chief Finance Officer – County Assembly
 ICPAK Member Number: 11505

COUNTY ASSEMBLY OF NANDI
Reports and Financial Statements
For the year ended June 30, 2021


7.3 STATEMENT OF CASH FLOWS
Reports and Financial Statements
For the year ended June 30, 2021

	Note	2020/21 KShs	2019/20 KShs
CASH FLOWS FROM OPERATING ACTIVITIES			
Receipts from operating income			
Transfers from the County Treasury/Exchequer Releases	1	666,356,121	674,665,357
Other Receipts	3	0	0
Payments for operating expenses			
Compensation of Employees	4	(368,248,232)	(371,877,137)
Use of goods and services	5	(181,970,435)	(234,156,592)
Subsidies	6	0	0
Transfers to Other Government Entities	7	0	0
Other grants and transfers	8	0	0
Social Security Benefits	9	(9,777,560)	(11,728,102)
Finance Costs	11	0	(14,430)
Other Payments	12	0	0
Adjusted for:			
Adjustments during the year			
Net cash flows from operating activities		106,359,894	56,889,096
CASHFLOW FROM INVESTING ACTIVITIES			
Proceeds from Sale of Assets	2	0	0
Acquisition of Assets	10	(40,765,660)	(92,386,431)
Retention funds	19	3,395,391	26,102,745
Net cash flows from investing activities		(37,370,269)	(66,283,686)
NET INCREASE IN CASH AND CASH EQUIVALENT		68,989,625	(9,394,590)
Cash and cash equivalent at BEGINNING of the year		38,564,169	47,958,759
Cash and cash equivalent at END of the year		107,553,794	38,564,169
As per statement of assets		107,553,794	38,564,169

The explanatory notes to these financial statements form an integral part of the financial statements. The County Assembly of Nandi financial statements were approved on May 31, 2022 and signed by:

Barnaba GK Kosgei
 Clerk of the Assembly

Wesley Cheruiyot Kimeto, Chief Finance Officer – County Assembly
 ICPAK Member Number: 11505



COUNTY ASSEMBLY OF NANDI
Reports and Financial Statements
For the year ended June 30, 2021

7.4 STATEMENT OF COMPARISON OF BUDGET & ACTUAL AMOUNTS: RECURRENT AND DEVELOPMENT COMBINED

Reports and Financial Statements
For the year ended June 30, 2021

Receipt/Expense Item	Original Budget KShs	Adjustments KShs	Final Budget KShs	Actual on Comparable Basis KShs	% of utilization difference to final budget KShs
RECEIPTS					
Transfers from the County Treasury/Exchequer Releases	749,760,252	0	749,760,252	666,356,121	11%
Proceeds from Sale of Assets					
Other Receipts					
TOTAL	749,760,252	0	749,760,252	666,356,121	11%
PAYMENTS					
Compensation of Employees	398,534,100	0	398,534,100	368,248,232	8%
Use of goods and services	221,923,365	0	221,923,365	181,970,435	18%
Subsidies					
Transfers to Other Government Entities					
Other grants and transfers					
Social Security Benefits	20,000,000		20,000,000	9,777,560	51%
Acquisition of Assets	108,915,000	0	108,915,000	40,765,660	62%
Finance Costs					
Other Payments					
TOTAL	749,372,465	0	749,372,465	600,761,887	20%

The County Assembly of Nandi only utilized 37.43% of its budget for acquisition of assets basically due to combination of both deliberate frustration of payments and consequently delays by the County Treasury of Nandi to approve the funds requisitions in respect of Construction of County Assembly Office Complex. The County Assembly of Nandi financial statements were approved on May 31, 2022 and signed by:



Barnaba GK Kosgei
Clerk of the Assembly



Wesley Cheruiyot Kimeto, Chief Finance Officer – County Assembly
ICPAK Member Number: 11505



COUNTY ASSEMBLY OF NANDI
Reports and Financial Statements
For the year ended June 30, 2021

7.5 STATEMENT OF COMPARISON OF BUDGET & ACTUAL AMOUNTS: RECURRENT


Reports and Financial Statements
For the year ended June 30, 2021

Receipt/Expense Item	Original Budget	Adjustments	Final Budget	Actual on Comparable Basis	% Utilization difference
	a	b	c=a+b	e=d-c	
	KShs	KShs	KShs	KShs	KShs
RECEIPTS					
Transfers from the County Treasury/Exchequer Releases	649,760,252	0	649,760,252	608,020,510.00	6%
Proceeds from Sale of Assets					
Other Receipts					
TOTAL	649,760,252	0	649,760,252	608,020,510	6%
PAYMENTS					
Compensation of Employees	398,534,100	0	398,534,100	368,248,232	8%
Use of goods and services	221,923,365	0	221,923,365	181,970,435	18%
Subsidies					
Transfers to Other Government Entities					
Other grants and transfers					
Social Security Benefits	20,387,787	0	20,387,787	9,777,560	52%
Acquisition of Assets	8,915,000	0	8,915,000	4,581,914	49%
Finance Costs				0	
Other Payments					
TOTAL	649,760,252	0	649,760,252	564,578,141	13%

COUNTY ASSEMBLY OF NANDI
Reports and Financial Statements
For the year ended June 30, 2021

The particular underutilization (48%) of the Social Security Benefits acquisition of assets budget caused by the Covid-19 pandemic which frustrated attendance of offices, constitution of tender committees and yet to be requisitioned figure of Gratuity Payments of June 2021.

The County Assembly of Nandi financial statements were approved on May 31, 2022 and signed by:



Barnaba GK Kosgei
Clerk of the Assembly



Wesley Cheruiyot Kimeto, Chief Finance Officer – County Assembly
CPAK Member Number: 11505



COUNTY ASSEMBLY OF NANDI
Reports and Financial Statements
For the year ended 30 June 2021


7.6 STATEMENT OF COMPARISON OF BUDGET & ACTUAL AMOUNTS: DEVELOPMENT

Reports and Financial Statements
For the year ended June 30, 2021

Receipt/Expense Item	Original Budget	Adjustments	Final Budget	Actual on Comparable Basis	% Utilization difference
	KShs	KShs	c=a+b	e=d-c	KShs
RECEIPTS					
Transfers from the County Treasury/Exchequer Releases	100,000,000	0	100,000,000	58,335,611	42%
Proceeds from Sale of Assets					
Other Receipts					
TOTAL	100,000,000	0	100,000,000	58,335,611	42%
PAYMENTS					
Compensation of Employees					
Use of goods and services					
Subsidies					
Transfers to Other Government Entities					
Other grants and transfers					
Social Security Benefits					
Acquisition of Assets	100,000,000	0	100,000,000	36,183,746	63%
Finance Costs					
Other Payments					
TOTAL	100,000,000	0	100,000,000	36,183,746	63%

The particular underutilization (36.2%) of the development expenditure acquisition of assets caused by frustration of the development expenditure payments in respect to Construction of County Assembly Office Complex.

The County Assembly of Nandi financial statements were approved on May 31, 2022 and signed by:


 Barnaba GK Kosgei
 Clerk of the Assembly




 Wesley Cheruryot Kimeto, Chief Finance Officer – County Assembly
 ICPAK Member Number: 11505

7.7 BUDGET EXECUTION BY PROGRAMMES AND SUB-PROGRAMMES

BUDGET EXECUTION BY PROGRAMMES AND SUB-PROGRAMMES :RECURRENT

Nandi County Ledger
 Entity: 4423-Nandi - County Assembly
 Period: JUL-20 To JUN-21

Program	Sub Program	Description	Original Budget	Adjustments	Final Budget	Actual	Budget utilization difference
0725004410		County Assembly Service Board	649,760,252.00	0.00	649,760,252.00	608,020,510.00	41,739,742.00
	0725014410	Personnel services	649,760,252.00	0.00	649,760,252.00	608,020,510.00	41,739,742.00
		Grand Total	649,760,252.00	0.00	649,760,252.00	608,020,510.00	41,739,742.00

BUDGET EXECUTION BY PROGRAMMES AND SUB-PROGRAMMES :DEVELOPMENT

Nandi County Ledger
 Entity: 4423-Nandi - County Assembly
 Period: JUL-20 To JUN-21

Program	Sub Program	Description	Original Budget	Adjustments	Final Budget	Actual	Budget utilization difference
			KShs	KShs	KShs	KShs	KShs
0901004410		General Administration and Support Services	100,000,000.00	0.00	100,000,000.00	58,341,611.00	41,658,389.00
	0901014410	Administration and support services	100,000,000.00	0.00	100,000,000.00	58,341,611.00	41,658,389.00
		Grand Total	100,000,000.00	0.00	100,000,000.00	58,341,611.00	41,658,389.00

COUNTY ASSEMBLY OF NANDI
Reports and Financial Statements
For the year ended 30 June 2021

7.8 SIGNIFICANT ACCOUNTING POLICIES

The principle accounting policies adopted in the preparation of these financial statements are set out below:

1. Statement of compliance and basis of preparation

The financial statements have been prepared in accordance with Cash-basis IPSAS financial reporting under the cash basis of Accounting, as prescribed by the PSASB and set out in the accounting policy notes below. This cash basis of accounting has been supplemented with accounting for; a) receivables that include imprests and salary advances and b) payables that include deposits and retentions. The statement of assets and liabilities, although not a requirement of the IPSAS Cash Standard, has been included to disclose information on receivables and payables.

The financial statements are presented in Kenya Shillings, which is the functional and reporting currency of the entity all values are rounded to the nearest Kenya Shilling. The accounting policies adopted have been consistently applied to all the years presented.

The financial statements comply with and conform to the form of presentation prescribed by the PSASB.

2. Reporting entity

The financial statements are for the Nandi County Assembly. The financial statements encompass the reporting entity as specified in section 164 of PFM Act 2012.

3. Recognition of receipts and payments

a) Recognition of receipts

The County Assembly t recognises all receipts from the various sources when the event occurs and the related cash has actually been received by the Assembly.

Transfers from the Exchequer/ County Treasury

Transfer from Exchequer is recognized in the books of accounts when cash is received. Cash is considered as received when payment instruction is issued to the bank and notified to the receiving entity.

COUNTY ASSEMBLY OF NANDI
Reports and Financial Statements
For the year ended June 30, 2021

SIGNIFICANT ACCOUNTING POLICIES (CONTINUED)

Other Receipts

Other receipts relate to receipts such as tender fees among others. These are recognised in the financial statements when the associated cash is received.

b) Recognition of payments

The entity recognises all expenses when the event occurs and the related cash has actually been paid out by the entity.

Compensation of employees

Salaries and Wages, Allowances, Statutory Contribution for employees are recognized in the period when the compensation is paid.

Use of goods and services

Goods and services are recognized as payments in the period when the goods/services are consumed and paid for. Such expenses, if not paid during the period where goods/services are consumed, shall be disclosed as pending bills.

Acquisition of fixed assets

The payment on acquisition of property plant and equipment items is not capitalized. The cost of acquisition and proceeds from disposal of these items are treated as payments and receipts items respectively. Where an asset is acquired in a non-exchange transaction for nil or nominal consideration and the fair value of the asset can be reliably established, a contra transaction is recorded as receipt and as a payment.

A fixed asset register is maintained by each public entity and a summary provided for purposes of consolidation. This summary is disclosed as an annexure to the consolidated financial statements.

4. In-kind contributions

In-kind contributions are donations that are made to the *entity* in the form of actual goods and/or services rather than in money or cash terms. These donations may include vehicles, equipment or personnel services. Where the financial value received for in-kind contributions can be reliably determined, the *entity* includes such value in the statement of receipts and payments both as receipts and as an expense in equal and opposite amounts; otherwise, the contribution is not recorded.

COUNTY ASSEMBLY OF NANDI
Reports and Financial Statements
For the year ended June 30, 2021

SIGNIFICANT ACCOUNTING POLICIES (CONTINUED)

5. Third Party Payments

This relates to payments done directly to supplier on behalf of the county governments such as; national government may fund the operation of health or education program; a donor may pay directly for construction of a given market etc.

6. Cash and cash equivalents

Cash and cash equivalents comprise cash on hand and cash at bank, short-term deposits on call and highly liquid investments with an original maturity of three months or less, which are readily convertible to known amounts of cash and are subject to insignificant risk of changes in value. Bank account balances include amounts held at the Central Bank of Kenya and at various commercial banks at the end of the financial year.

Restriction on cash

Restricted cash represents amounts that are limited /restricted from being used to settle a liability for at least twelve months after the reporting period. This cash is limited for direct use as required by stipulation.

7. Accounts Receivable

For the purposes of these financial statements, Imprests and advances to authorised public officers and/or institutions which were not surrendered or accounted for at the end of the financial year is treated as receivables. This is in recognition of the government practice where the imprest payments are recognized as payments when fully accounted for by the imprest or AIE holders. This is an enhancement to the cash accounting policy. Other accounts receivables are disclosed in the financial statements.

8. Accounts Payable

For the purposes of these financial statements, deposits and retentions held on behalf of third parties have been recognized as accounts payables. This is in recognition of the government practice of retaining a portion of contracted services and works pending fulfilment of obligations by the contractor and to hold deposits on behalf of third parties. This is an enhancement to the cash accounting policy adopted and prescribed by the Public Sector Accounting Standards Board. Other liabilities including pending bills are disclosed in the financial statements.

COUNTY ASSEMBLY OF NANDI
Reports and Financial Statements
For the year ended June 30, 2021

SIGNIFICANT ACCOUNTING POLICIES (CONTINUED)

9. Non-current assets

Non-current assets are expensed at the time of acquisition while disposal proceeds are recognized as receipts at the time of disposal. However, the acquisitions and disposals are reflected in the entity fixed asset register a summary of which is provided as a memorandum to these financial statements.

10. Pending bills

Pending bills consist of unpaid liabilities at the end of the financial year arising from contracted goods or services during the year or in past years. As pending bills do not involve the payment of cash in the reporting period, they are recorded as 'memorandum' or 'off-balance' items to provide a sense of the overall net cash position of the *Nandi County Assembly* at the end of the year. Pending bill form a first charge to the subsequent year budget and when they are finally settled, such payments are included in the statement of receipts and payments in the year in which the payments are made.

11. Contingent Liabilities

A contingent liability is:

- a) A possible obligation that arises from past events and whose existence will be confirmed only by the occurrence or non-occurrence of one or more uncertain future events not wholly within the control of the entity; or
- b) A present obligation that arises from past events but is not recognised because:
 - (i) It is not probable that an outflow of resources embodying economic benefits or service potential will be required to settle the obligation; or
 - (ii) The amount of the obligation cannot be measured with sufficient reliability.

Some of contingent liabilities may arise from: litigation in progress, guarantees, indemnities. Letters of comfort/ support, insurance, Public Private Partnerships,

The Entity does not recognize a contingent liability but discloses details of any contingencies in the notes to the financial statements unless the possibility of an outflow of resources embodying economic benefits or service potential is remote. Annex 6 of this financial statement is a register of the contingent liabilities in the year.

Section 185 (2) (i) of the PFM Act requires the County Government to report on the payments made, or losses incurred, by the county government to meet contingent liabilities as a result of loans during the financial year, including payments made in respect of loan write-offs or waiver of interest on loans

SIGNIFICANT ACCOUNTING POLICIES (CONTINUED)

12. Contingent Assets

The Entity does not recognize a contingent asset, but discloses details of a possible asset whose existence is contingent on the occurrence or non-occurrence of one or more uncertain future events not wholly within the control of the Entity in the notes to the financial statements. Contingent assets are assessed continually to ensure that developments are appropriately reflected in the financial statements. If it has become virtually certain that an inflow of economic benefits or service potential will arise and the asset's value can be measured reliably, the asset and the related revenue are recognized in the financial statements of the period in which the change occurs.

13. Budget

The budget is prepared on the same accounting basis (cash basis), the same accounts classification basis, and for the same period as the financial statements. The original budget was approved by the Nandi County Assembly on 30th June 2019 for the period 1st July 2019 to 30 June 2020 as required by law. There were 2 supplementary budgets passed in the year which were approved on Jan 17, 2019 and Jun 18, 2020. A high-level assessment of the Nandi County Assembly actual performance against the comparable budget for the financial year under review has been included in the Statement of Comparison between actual and budgeted amounts included in these financial statements.

14. Comparative figures

Where necessary comparative figures for the previous financial year have been amended or reconfigured to conform to the required changes in presentation.

15. Subsequent events

Events after submission of the financial year end financial statements to County Treasury and other stakeholders with a significant impact on the financial statements may be adjusted with the concurrence of the County Treasury.

16. Errors

Material prior period errors shall be corrected retrospectively in the first set of financial statements authorized for issue after their discovery by:

- (i) restating the comparative amounts for prior period(s) presented in which the error occurred; or
- (ii) If the error occurred before the earliest prior period presented, restating the opening balances of assets, liabilities and net assets/equity for the earliest prior period presented.

17. Related party transactions

Related party transactions involve cash and in-kind transactions with the National Government, National Government entities and County Government entities. Specific information with regards to related party transactions is included in the disclosure notes.

COUNTY ASSEMBLY OF NANDI
Reports and Financial Statements
For the year ended June 30, 2021

7.9 NOTES TO THE FINANCIAL STATEMENTS

1. TRANSFERS FROM THE COUNTY TREASURY/EXCHEQUER RELEASES

Description	FY 2020/2021	FY 2019/2020
Total Exchequer Releases for quarter 1	54,597,405	85,660,528
Total Exchequer Releases for quarter 2	231,613,474	219,118,729
Total Exchequer Releases for quarter 3	121,192,701	183,048,342
Total Exchequer Releases for quarter 4	258,952,541	186,837,758
Total	666,356,121	674,665,357

1.1. RECURRENT EXPENDITURE RECEIPTS IN FY 2020-2021

Value Date	Reference No.	Transaction Details	Amount	Value Date
18-Aug-20	FT20231TMGDG	Q1	Account Transfer from County Revenue Fund	2,570,710.00
18-Aug-20	FT2023192KR6	Q1	Account Transfer from County Revenue Fund	22,617,981.00
18-Aug-20	FT20231MTDHI	Q1	Account Transfer from County Revenue Fund	29,408,714.00
QUARTER 1 RECEIPTS				54,597,405.00
Value Date	Reference No.	Transaction Details	Amount	Value Date
2-Oct-20	FT20276DR1SJ	Q2	Account Transfer from County Revenue Fund	2,914,540.00
16-Oct-20	FT20290BTCCG	Q2	Account Transfer from County Revenue Fund	2,570,710.00
16-Oct-20	FT202903MQNT	Q2	Account Transfer from County Revenue Fund	2,570,710.00
16-Oct-20	FT20290RWBYM	Q2	Account Transfer from County Revenue Fund	19,563,580.00
16-Oct-20	FT202902KZ3P	Q2	Account Transfer from County Revenue Fund	21,921,533.00
26-Oct-20	FT20300RJKM0	Q2	Account Transfer from County Revenue Fund	25,455,416.00
26-Oct-20	FT203007PLSL	Q2	Account Transfer from County Revenue Fund	28,680,494.00
20-Nov-20	FT20325PXQHB	Q2	Account Transfer from County Revenue Fund	2,571,860.00
20-Nov-20	FT20325WF1M0	Q2	Account Transfer from County Revenue Fund	24,627,291.00
20-Nov-20	FT20325G063Z	Q2	Account Transfer from County Revenue Fund	28,745,418.00

COUNTY ASSEMBLY OF NANDI
Reports and Financial Statements
For the year ended June 30, 2021

Value Date	Reference No.	Transaction Details	Amount	Value Date
30-Dec-20	FT20365RVBL3	Q2	Account Transfer from County Revenue Fund	2,571,860.00
30-Dec-20	FT20365CBFJP	Q2	Account Transfer from County Revenue Fund	21,574,575.00
30-Dec-20	FT2036511783	Q2	Account Transfer from County Revenue Fund	32,845,487.00
QUARTER 2 RECEIPTS				216,613,474.00
Value Date	Reference No.	Transaction Details	Amount	Value Date
29-Jan-21	FT21029MCKPX	Q3	Account Transfer from County Revenue Fund	2,622,980.00
29-Jan-21	FT21029GFGWP	Q3	Account Transfer from County Revenue Fund	20,504,171.00
1-Feb-21	FT21032F0ZCL	Q3	Account Transfer from County Revenue Fund	34,643,758.00
24-Feb-21	FT210555BNXM	Q3	Account Transfer from County Revenue Fund	2,652,664.00
24-Feb-21	FT21055LSHNK	Q3	Account Transfer from County Revenue Fund	18,705,860.00
24-Feb-21	FT210553X5TR	Q3	Account Transfer from County Revenue Fund	27,281,121.00
QUARTER 3 RECEIPTS				106,410,554.00
Value Date	Reference No.	Transaction Details	Amount	Value Date
7-Apr-21	FT21097WN5VT	Q4	Account Transfer from County Revenue Fund	17,551,904.00
7-Apr-21	FT21097LCC94	Q4	Account Transfer from County Revenue Fund	34,647,401.00
12-Apr-21	FT2110260X7Y	Q4	Account Transfer from County Revenue Fund	2,566,488.00
4-May-21	FT21124L2DPG	Q4	Account Transfer from County Revenue Fund	2,612,489.00
4-May-21	FT211249HBBG	Q4	Account Transfer from County Revenue Fund	20,944,186.00
4-May-21	FT21124LYLCB	Q4	Account Transfer from County Revenue Fund	37,033,887.00
2-Jun-21	FT21153BP8G6	Q4	Account Transfer from County Revenue Fund	2,693,578.00
2-Jun-21	FT21153VBSR8	Q4	Account Transfer from County Revenue Fund	21,660,249.00
2-Jun-21	FT21153WL54F	Q4	Account Transfer from County Revenue Fund	35,630,793.00
28-Jun-21	FT21179506PG	Q4	Account Transfer from County Revenue Fund	2,693,578.00
28-Jun-21	FT211791SRWK	Q4	Account Transfer from County Revenue Fund	19,319,970.00
2-Jul-21	FT211823BN3N	Q4	Account Transfer from County Revenue Fund	33,044,554.00
QUARTER 4 RECEIPTS				230,399,077.00
SUB TOTAL RECURRENT RECEIPTS				608,020,510.00

COUNTY ASSEMBLY OF NANDI
Reports and Financial Statements
For the year ended June 30, 2021

1.2. DEVELOPMENT EXPENDITURE RECEIPTS IN FY 2020-2021

Value Date	Reference No.	Quarter	Mode of Transfer of Funds	Amount
3-Dec-20	FT2033825FN9	Q2	Account Transfer from County Revenue Fund	15,000,000.00
24-Feb-21	FT21055M6YZS	Q3	Account Transfer from County Revenue Fund	14,782,147.00
21-May-21	FT21141NNFVZ	Q4	Account Transfer from County Revenue Fund	6,421,757.00
9-Jul-21	FT21190PYRYV	Q4	Account Transfer from County Revenue Fund	10,000,000.00
9-Jul-21	FT21179506PG	Q4	Account Transfer from County Revenue Fund	12,131,707.00
SUB TOTAL DEVELOPMENT EXPENDITURE				58,335,611.00
GRAND TOTAL EXPENDITURE FY 2020-2021				666,356,121.00

2. PROCEEDS FROM SALE OF ASSETS

Description	FY 2020/2021	FY 2019/2020
	KShs	KShs
Receipts from the Sale of Buildings	0	0
Receipts from the Sale of Vehicles and Transport Equipment	0	0
Receipts from the Sale Plant Machinery and Equipment	0	0
Receipts from Sale of Certified Seeds and Breeding Stock	0	0
Receipts from the Sale of Strategic Reserves Stocks	0	0
Receipts from the Sale of Inventories, Stocks and Commodities	0	0
Disposal and Sales of Non-Produced Assets	0	0
Total	0	0

3. OTHER RECEIPTS

	FY 2020/2021	FY 2019/2020
	KShs	KShs
Tender fees received	0	0
Other Receipts II	0	0
Other Receipts III	0	0
Other Receipts IV	0	0
Total	0	0

COUNTY ASSEMBLY OF NANDI
Reports and Financial Statements
For the year ended 30 June 2021

NOTES TO THE FINANCIAL STATEMENTS (CONTINUED)

4. COMPENSATION OF EMPLOYEES

Description	FY 2020/2021	FY 2019/2020
	KShs	KShs
Basic salaries of permanent employees	175,939,605	188,343,814
Basic wages of temporary employees	0	407,407
Personal allowances paid as part of salary	171,506,851	169,230,866
Personal allowances paid as reimbursements	2,924,900	2,222,242
Personal allowances provided in kind	0	0
Pension and other social security contributions	17,710,876	11,672,808
Compulsory national social security schemes	166,000	0
Compulsory national health insurance schemes	0	0
Social benefit schemes outside government	0	0
Other personnel payments	0	0
Total	368,248,232	371,877,137

The County Assembly has 123 employees who effectively received their annual salary increments in the one year period to June 30, 2021 but from diverse dates specified in their IPPD system entries and contracts.

5. USE OF GOODS AND SERVICES

Description	FY 2020/2021	FY 2019/2020
		KShs
Utilities, supplies and services	0	642,059
Communication, supplies and services	2,696,369	1,241,796
Domestic travel and subsistence	114,238,325	53,310,942
Foreign travel and subsistence	0	9,943,542
Printing, advertising and information supplies & services	1,519,136	3,082,401
Rentals of produced assets	900,000	1,020,000
Training expenses	6,992,170	19,660,700
Hospitality supplies and services	5,239,276	24,169,026
Insurance costs	19,324,738	9,024,591
Specialized materials and services	5,673,336	3,248
Office and general supplies and services	2,894,712	5,633,374
Other operating expenses	11,264,584	81,645,230
Routine maintenance – vehicles and other transport equipment	4,444,057	5,362,067
Routine maintenance – other assets	195,286	244,500
Fuel, Oil and Lubricants	6,588,446	19,173,116

COUNTY ASSEMBLY OF NANDI
Reports and Financial Statements
For the year ended June 30, 2021

Description	FY 2020/2021	FY 2019/2020
		KShs
Domestic Loans to Individuals and Households	0	0
Total	181,970,435	234,156,592

6. SUBSIDIES

Description	FY 2020/2021	FY 2019/2020
	KShs	KShs
Subsidies to County Corporations	0.00	0.00
Subsidies to Private Enterprises	0.00	0.00
TOTAL	0.00	0.00

7. TRANSFERS TO OTHER GOVERNMENT ENTITIES

Description	FY 2020/2021	FY 2019/2020
	KShs	KShs
Transfers to National Government entities	0.00	0.00
Transfers to other County Assembly entities	0.00	0.00
TOTAL	0.00	0.00

8. OTHER GRANTS AND TRANSFERS

Description	FY 2020/2021	FY 2019/2020
	KShs	KShs
Scholarships and other educational benefits	0.00	0.00
Membership Fees and Dues and Subscriptions to Organizations	0.00	0.00
Emergency relief and refugee assistance	0.00	0.00
Subsidies to small businesses, cooperatives, and self employed	0.00	0.00
Total	0.00	0.00

COUNTY ASSEMBLY OF NANDI**Reports and Financial Statements****For the year ended June 30, 2021****NOTES TO THE FINANCIAL STATEMENTS (CONTINUED)****9. SOCIAL SECURITY BENEFITS**

	FY 2020/2021	FY 2019/2020
	KShs	KShs
Government pension and retirement benefits	9,777,560	11,728,102
Social security benefits in cash and in kind	0	0
Employer Social Benefits in cash and in kind	0	0
Total	9,777,560	11,728,102

10. ACQUISITION OF ASSETS

Non- Financial Assets	FY 2020/2021	FY 2019/2020
	KShs	KShs
Purchase of Buildings		
Construction of Buildings	36,183,746	88,171,449
Refurbishment of Buildings		
Construction of Roads		
Construction and Civil Works		
Overhaul and Refurbishment of Construction and Civil Works		
Purchase of Vehicles and Other Transport Equipment		
Overhaul of Vehicles and Other Transport Equipment		
Purchase of Household Furniture and Institutional Equipment	40,000	
Purchase of Office Furniture and General Equipment	0	3,498,000
Purchase of ICT Equipment, Software and Other ICT Assets	4,541,914	
Purchase of Specialised Plant, Equipment and Machinery		
Rehabilitation and Renovation of Plant, Machinery and Equip.		
Purchase of Certified Seeds, Breeding Stock and Live Animals		
Research, Studies, Project Preparation, Design & Supervision		716,982
Rehabilitation of Civil Works		
Acquisition of Strategic Stocks and commodities		
Acquisition of Land		
Acquisition of Intangible Assets		
Financial Assets		
Domestic Public Non-Financial Enterprises		
Domestic Public Financial Institutions		
Total	40,765,660	92,386,431

COUNTY ASSEMBLY OF NANDI
Reports and Financial Statements
For the year ended 30 June 2021

NOTES TO THE FINANCIAL STATEMENTS (CONTINUED)

11. FINANCE COSTS

	FY 2020/2021	FY 2019/2020
	KShs	KShs
Bank Charges	0	14,430
Exchange Rate Losses	0	0
Other Finance Costs	0	0
Total	0	14,430

12. OTHER PAYMENTS

	FY 2020/2021	FY 2019/2020
	KShs	KShs
Budget Reserves	0.00	0.00
Civil Contingency Reserves	0.00	0.00
Capital Transfers to Non-Financial Public Enterprises	0.00	0.00
Capital Transfer to Public Financial Institutions and Enterprises	0.00	0.00
Capital Transfers to Private Non-Financial Enterprises	0.00	0.00
Total	0.00	0.00

13. CASH AND BANK BALANCES

13A. BANK BALANCES

Name of Bank, Account No. & Currency	Indicated whether recurrent or development	FY 2020/2021	FY 2019/2020
		KShs	KShs
<i>Central Bank of Kenya, 1000197056</i>	Recurrent	55,846,302	10,504,119.30
<i>Central Bank of Kenya, 1000197048</i>	Development	22,151,865	0.5
<i>Central Bank of Kenya, 1000416308, Deposit/Retention</i>	Development	29,498,136	26,102,745.00
<i>National Bank of Kenya, 01020212740800</i>	Recurrent	56,369	35,840.00
<i>Cooperative Bank of Kenya, 011401327553600</i>	Recurrent	1,122	1,921,464.00
Total		107,553,794	38,564,169

COUNTY ASSEMBLY OF NANDI
Reports and Financial Statements
For the year ended June 30, 2021

NOTES TO THE FINANCIAL STATEMENTS (CONTINUED)

13B. CASH IN HAND

	FY 2020/2021	FY 2019/2020
	KShs	KShs
Cash in Hand – Held in domestic currency	0.00	0.00
Cash in Hand – Held in foreign currency	0.00	0.00
Total	0.00	0.00

Cash in hand should be analysed as follows:

Description	FY 2020/2021	FY 2019/2020
	KShs	KShs
Location 1	0.00	0.00
Location 2	0.00	0.00
Location 3	0.00	0.00
Total	0.00	0.00

14. ACCOUNTS RECEIVABLE

Description	FY 2020/2021	FY 2019/2020
	KShs	KShs
Government Imprests	0.00	0.00
Clearance Accounts	0.00	0.00
Staff Advances	0.00	0.00
Other Advances	0.00	0.00
Total	0.00	0.00

15. ACCOUNTS PAYABLE

Description	FY 2020/2021	FY 2019/2020
	KShs	KShs
Deposits and Retentions	29,498,136	26,102,745
Total	29,498,136	26,102,745

COUNTY ASSEMBLY OF NANDI
Reports and Financial Statements
For the year ended June 30, 2021

16. FUND BALANCE BROUGHT FORWARD

Description	FY 2020/2021	FY 2019/2020
Bank accounts	107,553,794	38,564,169
Cash in hand	0	0
Accounts Receivables	0	0
Accounts Payables	(29,498,136)	(26,102,745)
Total	78,055,658	12,461,424

COUNTY ASSEMBLY OF NANDI
Reports and Financial Statements
For the year ended June 30, 2021

NOTES TO THE FINANCIAL STATEMENTS (CONTINUED)

17. PRIOR YEAR ADJUSTMENTS

A prior period adjustment really applies to the correction of an error in the financial statements of a prior period

	Balance b /f FY 2019/2020 as per Financial statements	Adjustments	Adjusted Balance b /f FY 2019/2020
Description	KShs	KShs	KShs
Bank account Balances	38,564,169	0	16,461,424
Cash in hand	0	0	0
Accounts Payables	0	0	0
Receivables	0	0	0
Total	38,564,169	0	16,461,424

18. CHANGES IN RECEIVABLE

Description	FY 2020/2021	FY 2019/2020
	KShs	KShs
Outstanding Imprest as at 1 st July 2019 (A)	0.00	0.00
Imprest issued during the year (B)	0.00	0.00
Imprest surrendered during the Year (C)	0.00	0.00
Net changes in account receivables D= A+B-C	0.00	0.00

19. CHANGES IN ACCOUNTS PAYABLE – DEPOSITS AND RETENTIONS

Description	FY 2020/2021	FY 2019/2020
	KShs	KShs
Deposit and Retentions as at 1st July 2020 (A)	26,102,745.00	0
Deposit and Retentions held during the year (B)	3,395,390.50	26,102,745.00
Deposit and Retentions paid during the Year (C)	0	0
Net changes in account receivables D= A+B-C	29,498,135.50	26,102,745.00

COUNTY ASSEMBLY OF NANDI
Reports and Financial Statements
For the year ended 30 June 2021

7.10 OTHER DISCLOSURES

1. PENDING ACCOUNTS PAYABLE (See Annex 1)

	Balance b/ f FY 2019/2020	Additions for the period	Paid during the year	Balance c/f FY 2020/2021
Description	KShs	KShs	KShs	KShs
Construction of buildings-Main works	29,782,147	20,373,944	29,782,147	20,373,944
Construction of civil works	0	0	0	0
Supply of goods	0	0	0	0
Supply of services	2,250,0000	0	2,250,000	0
Total	32,032,147	20,373,944	32,032,147	20,373,944

2. PENDING STAFF PAYABLES (See Annex 2)

Description	Balance b/ f FY 2019/2020 KShs	Additions for the period	Paid during the year	Balance c/f FY 2020/2021 KShs
		KShs	KShs	
Senior management	10,392,868	13,116,055.0 0	0	23,508,923
Middle management	0	2,837,564	0	2,837,564
Union sable employees	0	3,745,780	0	3,745,780
Others	0	151,100	0	151,100
Total	10,392,868	19,850,499	0	30,243,367

3. OTHER PENDING PAYABLES (See Annex 3)

	Balance b/ f FY 2019/2020	Additions for the period	Paid during the year	Balance c/f FY 2020/2021
Description	KShs	KShs	KShs	KShs
Amounts due to National	0	0	0	0

COUNTY ASSEMBLY OF NANDI
Reports and Financial Statements
For the year ended June 30, 2021

	Balance b/ f FY 2019/2020	Additions for the period	Paid during the year	Balance c/f FY 2020/2021
Description	KShs	KShs	KShs	KShs
Government entities				
Amounts due to County Government entities	0	0	0	0
Amounts due to third parties	48,720	0	0	48,720
Total	48,720	0	0	48,720

4. EXTERNAL ASSISTANCE

	FY 2020/2021	FY 2019/2020
Description	KShs	KShs
External assistance received in cash	0.00	0.00
External assistance received as loans and grants	0.00	0.00
External assistance received in kind- as payment by third parties	0.00	0.00
Total	0.0	0.0

(a)
grants

External assistance relating loans and

	FY 2020/2021	FY 2019/2020
Description	KShs	KShs
External assistance received as loans	0.00	0.00
External assistance received as grants	0.00	0.00
Total	0.00	0.00

(b)

Undrawn external assistance

	Purpose for which the undrawn external assistance may be used	FY 2020/2021	FY 2019/2020
Description		KShs	KShs
Undrawn external assistance - loans		0.00	0.00
Undrawn external assistance - grants		0.00	0.00
Total		0.00	0.00

COUNTY ASSEMBLY OF NANDI
Reports and Financial Statements
For the year ended June 30, 2021

(c)
assistance

Classes of providers of external

Description	FY 2020/2021	FY 2019/2020
	KShs	KShs
Multilateral donors	0.00	0.00
Bilateral donors	0.00	0.00
International assistance organization	0.00	0.00
NGOs	0.00	0.00
National Assistance Organization	0.00	0.00
Total	0.00	0.00

(d)

Non-monetary external assistance

Description	FY 2020/2021	FY 2019/2020
	Kshs	Kshs
Goods	0.00	0.00
Services	0.00	0.00
Total	0.00	0.00

(e)

Purpose and use of external assistance

PAYMENTS MADE BY THIRD PARTIES		
Description	FY 2020/2021	FY 2019/2020
	KShs	KShs
Compensation of Employees	0.00	0.00
Use of goods and services	0.00	0.00
Subsidies	0.00	0.00
Transfers to Other Government Units	0.00	0.00
Other grants and transfers	0.00	0.00
Social Security Benefits	0.00	0.00
Acquisition of Assets	0.00	0.00
Finance Costs, including Loan Interest	0.00	0.00
Repayment of principal on Domestic and Foreign borrowing	0.00	0.00
Other Payments	0.00	0.00
TOTAL	0.00	0.00

N/B The above sub-classification will be adopted based on the purpose of the external assistance and how the external assistance was used.

(f)

External Assistance paid by Third Parties on behalf of County Assembly of Nandi by Source

COUNTY ASSEMBLY OF NANDI
Reports and Financial Statements
For the year ended June 30, 2021

This relates to external assistance paid directly by third parties to settle obligations on behalf of the entity

	FY 2020/2021	FY 2019/2020
Description	KShs	KShs
National government	0.00	0.00
Multilateral donors	0.00	0.00
Bilateral donors	0.00	0.00
International assistance organization	0.00	0.00
NGOs	0.00	0.00
National Assistance Organization	0.00	0.00
Total	0.00	0.00

5. PAYMENTS BY THIRD PARTY ON BEHALF OF THE COUNTY

This relates to payments done directly to supplier on behalf of the county governments such as; national government may fund the operation of health or education program; a donor may pay directly for construction of a given market etc.

Classification by Source

	FY 2020/2021	FY 2019/2020
Description	KShs	KShs
National government	0.00	0.00
Multilateral donors	0.00	0.00
Bilateral donors	0.00	0.00
International assistance organization	0.00	0.00
NGOs	0.00	0.00
National Assistance Organization	0.00	0.00
Total	0.00	0.00

Classification of payments made by Third Parties by Nature of expenses

PAYMENTS MADE BY THIRD PARTIES	FY 2020/2021	FY 2019/2020
Description	KShs	KShs
Compensation of Employees	0.00	0.00
Use of goods and services	0.00	0.00
Subsidies	0.00	0.00
Transfers to Other Government Units	0.00	0.00
Other grants and transfers	0.00	0.00
Social Security Benefits	0.00	0.00
Acquisition of Assets	0.00	0.00
Finance Costs, including Loan Interest	0.00	0.00
Other Payments	0.00	0.00
TOTAL	0.00	0.00

COUNTY ASSEMBLY OF NANDI
Reports and Financial Statements
For the year ended June 30, 2021

6. RELATED PARTY DISCLOSURES

Related party disclosure is encouraged under non-mandatory section of the Cash Basis IPSAS. The following comprise of related parties to the County Assembly:

- Members of County Assembly;
- Key management personnel that include the Clerk of the Assembly and heads of departments;
- The County Executive;
- County Ministries and Departments;
- Other County Government entities including corporations, funds and boards;
- The National Government;
- Other County Governments; and
- State Corporations and Semi-Autonomous Government Agencies.

Related party transactions:

	2021- 2022	2019- 2020
	KShs	KShs
Compensation to Key Management		
Compensation to the Speaker, Deputy Speaker and the MCAs	153,242,376	145,945,120
Key Management Compensation (Clerk and Heads of departments)	38,201,052	36,381,954
Total Compensation to Key Management	191,443,428	182,327,074
Transfers to related parties		0
Transfers to other County Government Entities such as car and mortgage schemes	0	0
Transfers to County Corporations	0	0
Transfers to non-reporting entities e.g. ECD centres, welfare centres etc.	0	0
Total Transfers to related parties	0	0
Transfers from related parties		0
Transfers from the County Executive- Exchequer	666,356,121	674,665,357
Payments made on behalf of the County Assembly by other Government Agencies		0
(Insert any other transfers received)		0
Total Transfers from related parties	666,356,121	674,665,357

7. CONTINGENT LIABILITIES

Contingent liabilities	2020-2021	2019-2020
	KShs	KShs
Court case E021 OF 2021 against the County Assembly of Nandi	399,750	0
Bank guarantees in favour of subsidiary	0	0
Contingent liabilities arising from PPPs	0	0
Total	399,750	0

(Details ANNEX 6 Contingent liabilities register)

COUNTY ASSEMBLY OF NANDI
Reports and Financial Statements
For the year ended June 30, 2021

COUNTY ASSEMBLY OF NANDI
Reports and Financial Statements
For the year ended 30 June 2021

8. PROGRESS ON FOLLOW ON PRIOR YEAR AUDITOR'S RECOMMENDATIONS

The following is the summary of issues raised by the external auditor, and management comments that were provided to the auditor. We have nominated focal persons to resolve the various issues as shown below with the associated timeframe within which we expect the issues to be resolved.

Reference No. on the external audit Report	Issue / Observations from Auditor	Management comments	Focal Point person to resolve the issue (Name and designation)	Status: (Resolved / Not Resolved)	Time frame
18.1	Unexplained variances between the Statement of comparison of Budget and Actual Amounts and Budget Execution Statement by Programmes and Sub-Programmes.	There were errors in financial reporting that included payments of June 30, 2021 which were paid at the start of the year 2020-2021	Barnaba GK Kosgei Clerk to the County Assembly	Unresolved	July 2021- June 2022
18.2	Unexplained Difference Between Figures in the Financial Statements and IFMIS Report.	There were errors in financial reporting that included payments of June 30, 2021 which were paid at the start of the year 2020-2021	Barnaba GK Kosgei Clerk to the County Assembly	Unresolved	July 2021- June 2022
18.3	Failure to include Other Disclosures to the Financial Statements.	The matter requires configuration of IFMIS and measures to address the back log in thorough clearing up of unrequired data in IFMIS. For example the delayed configuration of IFMIS to include CM user modules to Sep 2020, caused backlog in FO 30 Bank Reconciliations downloads. This will be addressed before the subsequent audits opinions	Barnaba GK Kosgei Clerk to the County Assembly	Unresolved	July 2021- June 2022
18.4	Undisclosed Clearance of Pending Bills Brought Forward	The financial reporting template only provided from disclosure of pending bills and no disclosure of clearance were only included in this revised template.	Barnaba GK Kosgei Clerk to the County	Unresolved	July 2021- June 2022

COUNTY ASSEMBLY OF NANDI
Reports and Financial Statements
For the year ended June 30, 2021

Reference No. on the external audit Report	Issue / Observations from Auditor	Management comments	Focal Point person to resolve the issue (Name and designation)	Status: (Resolved / Not Resolved)	Time frame
		The County Assembly endeavours to present in subsequent financial years, all details pertaining disclosure on pending bills.	Assembly		
18.5	Failure to attach the Imprests warrants to the payment voucher	The same were kept in separate files for that purpose. We have since stopped the practice. Further, the relevant payment vouchers cited by the Auditors have attached warrants.	Barnaba GK Kosgei Clerk to the County Assembly	Resolved	July 2021- June 2022
18.6	Unsupported payments totalling KShs. 8,541,021 to the staff who attended Kampala in Uganda Training.	The boarding passes, air tickets, invitations, programs, clearance of the ministry of foreign affairs that were kept in separate files have been attached to the relevant payment vouchers, The signed payment schedules in respect of the travel to Kampala by attendees of a Sport event have all been attached as appropriate to the payment voucher, Imprests warrants then issued but kept in separate payment vouchers have now been attached to payment vouchers and Certificates if any, issued after the training are now provided	Barnaba GK Kosgei Clerk to the County Assembly	Resolved	July 2021- June 2022
18.7	Unsupported Foreign Travel Subsistence Allowances in respect of a Mission to Singapore	While the payments totalling KShs. were done the account holder and Imprests warrants were issued to the participant as evidenced in the attachment to the certified copy of the Payment Voucher.	Barnaba GK Kosgei Clerk to the County Assembly	Resolved	July 2021- June 2022
18.8	Insurance Premium paid and charged by provider for grounded vehicle	The comprehensive insurance cover paid for in the FY 2019-2020 in respect of the grounded vehicle Reg. No. 29 059A that was included in the payment	Barnaba GK Kosgei Clerk to the County Assembly	Resolved	July 2021- June 2022

COUNTY ASSEMBLY OF NANDI
Reports and Financial Statements
For the year ended June 30, 2021

Reference No. on the external audit Report	Issue / Observations from Auditor	Management comments	Focal Point person to resolve the issue (Name and designation)	Status: (Resolved / Not Resolved)	Time frame
	Reg. No. 29 CG 059 A	of KShs. 1,318,805 was against particular risks including theft, fire and damage from spilt liquids.			
18.9	<p>(a) Detail orders did not show litters, in some instances,</p> <p>(b) the said vehicles drew fuel without detail orders,</p> <p>(c) fuel statements from petrol stations included repair and maintenance costs and</p> <p>(d) That the fuel register had not been provided for audit review.</p>	<p>Indication of both the fuel pump price and litters to be drawn by the vehicle would easily cause confusion should a driver issued with detail order to draw fuel of specific amount find the price of the litters different from those indicated, especially given fluctuations in prices.</p> <p>This was based on an isolated case that the fuel drawn was not indicated in the work tickets has informed an amendment of Section 4 of the fleet management policy. Drivers' records will be checked to ensure that work tickets document the fuel drawn</p> <p>This was true but regrettably so because of the replacement of fuel filters, spark plugs, tyre was made to supplier of fuel, it is the submission of the County Assembly that the replacements are within the scope of the contract of the fuel supplier. Journal entries include transfer of the Routine Maintenance of Motor Vehicles so as to correct this error in financial reports.</p> <p>The fuel register is herein attached as Appendix 8: Fuel Registers for the Period between July 1, 2019 and June 30, 2020</p>	Barnaba GK Kosgei Clerk to the County Assembly	Resolved	July 2021- June 2022
18.10	Payments vouchers in respect of the Construction of	All payments were made in our view based on both valuations and interim certificates issued	Barnaba GK Kosgei Clerk to the County	Resolved	July 2021- June 2022

COUNTY ASSEMBLY OF NANDI
Reports and Financial Statements
For the year ended June 30, 2021

Reference No. on the external audit Report	Issue / Observations from Auditor	Management comments	Focal Point person to resolve the issue (Name and designation)	Status: (Resolved / Not Resolved)	Time frame
	Buildings were not supported by certificates of works and details of certified works as appropriate	by project management consultancy and approval of the Public Works department.	Assembly		

Guidance Notes:

Use the same reference numbers as contained in the external audit report;

- (i) Obtain the "Issue/Observation" and "management comments", required above, from final external audit report that is signed by Management;
- (ii) Before approving the report, discuss the timeframe with the appointed Focal Point persons within your entity responsible for implementation of each issue;
- (iii) Indicate the status of "Resolved" or "Not Resolved" by the date of submitting this report to National Treasury

Barnaba GK Kosgei

Clerk of the County Assembly

Sign.....



Date.....

COUNTY ASSEMBLY OF NANDI**Reports and Financial Statements****For the year ended 30 June 2021****9. ANNEXES****ANNEX 1 – ANALYSIS OF PENDING ACCOUNTS PAYABLE**

Supplier of Goods or Services	Contract Amount	Original Amount	Date Contracted	Amount Paid To-Date	Additions	Paid during the year	Outstanding Balance
					2020/21	2020/21	2020/21
Construction of buildings							
1.SHIV CONSTRUCTION CO LTD-Main Works	343,244,098	21,136,827	Friday, December 30, 2016	21,136,827	12,855,659	21,136,827	12,855,659
	343,244,098	21,136,827		21,136,827	12,855,659	21,136,827	12,855,659
Sub-Total							
Construction of civil works					0		0
2. DISNEY PROPERTIES LIMITED	0	0			4,370,109		4,370,109
3.NEW EDGE TECHNOLOGIES LIMITED -Air conditioning	0	0	Friday, July 31, 2015	0	0	0	0
4. EXPRESS PLUMBERS LIMITED -Drainage and Plumbing	8,755,924	0	Thursday, June 18, 2015	0	0	0	0

COUNTY ASSEMBLY OF NANDI
Reports and Financial Statements
For the year ended June 30, 2021

5.SCHINDLER LIMITED - Lift Installation	452,863	8,645,320	Thursday, December 15, 2016	8,645,320	0	8,645,320	0
6. HAVA CONSTRUCTION LIMITED - Structured Cabling	0	0	Thursday, June 18, 2015	0	0	0	0
7.AIRCON ELECTRA SERVICE LIMITED - Electrical Works	9,413,712	0	Thursday, June 18, 2015	0	0	0	0
Sub-Total	18,622,499		0	8,645,320	4,370,109	8,645,320	4,370,109
Supply of goods					0		0
Sub-Total					0		0
Supply of services					0		0
8.HOUSE OF ARCHITECTURE LTD -Project Management Services	65,296,490	2,250,000	Monday, May 12, 2014	2,250,000	3,148,176	2,250,000	3,148,176
Sub-Total	65,296,490	2,250,000		2,250,000	3,148,176	2,250,000	3,148,176
	427,163,087	23,386,827	0	32,032,147	20,373,944	32,032,147	20,373,944

COUNTY ASSEMBLY OF NANDI
Reports and Financial Statements
For the year ended 30 June 2021

ANNEX 2 – ANALYSIS OF PENDING STAFF PAYABLES

Name of Staff	Job Group	Date Contracted	Original Amount	Amount Paid To-Date	Outstanding Balance 2020/2021	Outstanding Balance 2019/2020
1. Maiyo Charles Jacob	9	20130313	300,790	0	300,790	259,822
2. Chumba Milka Jerobon	9	20130801	301,190	0	301,190	259,822
3. Kedogo Jackson Swadi	9	20130313	310,290	0	310,290	259,822
4. Murrey Pius Kiprop	9	20130313	317,290	0	317,290	259,822
5. Kevolve Geoffrey Imbuchi	9	20130313	331,090	0	331,090	259,822
6. Kosgei Barnaba GK	S	19970214	345,857	0	345,857	0
7. Kipkemboi Fredrick	9	20130313	299,490	0	299,490	259,822
8. Sang Wilson Kipkirui	8	20130313	386,428	0	386,428	259,822
9. Kipkurui Samwel Chepkwony	9	20130313	326,390	0	326,390	259,822
10. Kirongo Eliud Kipkosgey	9	20130313	383,790	0	383,790	259,822
11. Chepnyango Jostine	9	20130801	327,190	0	327,190	259,822
12. Singoei Pius Kipyego	9	20170907	329,390	0	329,390	259,822
13. Nyauntu Margaret Butiya S N	9	20170907	294,290	0	294,290	259,822
14. Maru Willy Kipkosgei	9	20170907	307,290	0	307,290	259,822
15. Ngetich Joshua Kipkosgei	9	20170907	322,890	0	322,890	259,822
16. Rono Magdalene Cheptoo	9	20170907	282,190	0	282,190	259,822
17. Maiyo Teresa Jebitok	9	20170907	284,790	0	284,790	259,822
18. Rotich Rael Jeptoo	9	20170907	309,490	0	309,490	259,822
19. Morogo David Bwambok	9	20170907	298,190	0	298,190	259,822
20. Serem Hillary Kiptanui	9	20170907	298,190	0	298,190	259,822
21. Chemutai Nancy	9	20170907	301,690	0	301,690	259,822
22. Komen Osborn Kipyego	9	20170907	288,690	0	288,690	259,822
23. Chepkemei Clarah	9	20170907	375,190	0	375,190	259,822
			288,290	0	288,290	259,822

COUNTY ASSEMBLY OF NANDI
Reports and Financial Statements
For the year ended June 30, 2021

Name of Staff	Job Group	Date Contracted	Original Amount	Amount Paid To-Date	Outstanding Balance 2020/2021	Outstanding Balance 2019/2020
24. Korir Charles Kimeli	9	20170907	295,290	0	295,290	259,822
25. Muge Cynthia Jepkosgei	9	20170907	287,790	0	287,790	259,822
26. Cheruiyot Elphas Kipkemboi	9	20170907	329,390	0	329,390	259,822
27. Kering Janurious Kibet	9	20170907	316,390	0	316,390	259,822
28. Kirwa Dorcas Jepkosgei	9	20170907	305,690	0	305,690	259,822
29. Jepkoech Jane	9	20170907	291,290	0	291,290	259,822
30. Sanga Paul Kiptarbei	9	20170907	320,290	0	320,290	259,822
31. Chesang Rose	9	20170907	317,290	0	317,290	259,822
32. Chepkwony Philip Rono	9	20170907	309,490	0	309,490	259,822
33. Some Cornelius Kibet	9	20170907	278,290	0	278,290	259,822
34. Koech David Kipyego	9	20170907	318,490	0	318,490	259,822
35. Koech Gideon Kipkemei	9	20170907	329,390	0	329,390	259,822
36. Kebenei John Kiplagat	9	20170907	275,690	0	275,690	259,822
37. Rono Emmanuel Kipkirong	9	20170907	296,890	0	296,890	259,822
38. Kirwa Robert Kipchirchir	9	20170907	325,490	0	325,490	259,822
39. Kiplagat Walter	9	20170907	329,390	0	329,390	259,822
40. Kutto Trufosa Jelagat	9	20180722	256,590	0	256,590	259,822
41. Kiptoo Joshua	7	20170907	620,750	0	620,750	259,822
SENIOR MANAGEMENT SUB TOTAL			13,116,055.00	0	13,116,055	10,392,868
42. Tarus Henry Kipkorir	R	20140415	226,420	0	226,420	0
43. Kimeto Wesley Cheruiyot	Q	19961201	224,420	0	224,420	0
44. Maiyo Isabella Jebet	R	20140415	213,160	0	213,160	0
45. Cherutich Luke Kimutai	P	19960916	194,660	0	194,660	0
46. Jepkazi Everlyne Tororei	N	19960422	143,317	0	143,317	0
47. Metto Mirriam Chepchirchir	P	20180515	141,280	0	141,280	0
48. Kirui Justice Kipyego	N	20150104	119,310	0	119,310	0
49. Kosgei Kenneth Kiplimo	P	20180105	117,080	0	117,080	0

COUNTY ASSEMBLY OF NANDI
Reports and Financial Statements
For the year ended June 30, 2021

Name of Staff	Job Group	Date Contracted	Original Amount	Amount Paid To-Date	Outstanding Balance 2020/2021	Outstanding Balance 2019/2020
50. Rop Aron Kipruto	P	20190211	117,080	0	117,080	0
51. Cheptoo Dorothy	N	20180212	106,170	0	106,170	0
52. Nengo Philemon Kipkoge Maiyo	N	20131101	105,650	0	105,650	0
53. Kiprop Reuben	M	19950829	104,840	0	104,840	0
54. Maiyo Damaris Chelangat	N	20110512	104,310	0	104,310	0
55. Serem Edwin Kiplagat	N	20131101	104,310	0	104,310	0
56. Rop Caroline Chepchumba	N	20140415	104,310	0	104,310	0
57. Mutai Karen	N	20140512	104,310	0	104,310	0
58. Letting Abraham	N	20140512	102,170	0	102,170	0
59. Ngelechei Paul Kipwambok	D	20010502	102,167	0	102,167	0
60. Yego Laban Kipchirchir	N	20140317	100,650	0	100,650	0
61. Chebet Lilian	N	20140415	100,650	0	100,650	0
62. Kiptoo Bonface	N	20140415	100,650	0	100,650	0
63. Tum Isaac	N	20140512	100,650	0	100,650	0
MIDDLE MANAGEMENT SUB TOTAL			2,837,564.00	0	2,837,564	0
64. Kemei Moses K	N	20030503	97,170	0	97,170	0
65. Korir Frankline Kiprotich	N	20100901	97,170	0	97,170	0
66. Sang Rodgers Kiprop	N	20131101	97,170	0	97,170	0
67. Sitienei Nancy Cherotich	N	20140415	97,170	0	97,170	0
68. Bwambok Julius Kibet	N	20140512	97,170	0	97,170	0
69. Too David	N	20140512	97,170	0	97,170	0
70. Jepkemei Bilha	N	20140512	97,170	0	97,170	0
71. Chepchirchir Nancy	N	20140512	97,170	0	97,170	0
72. Kibet Aggrey Cornelius	N	20180212	94,500	0	94,500	0
73. Siele Victor Kipkosgei	N	20180212	91,170	0	91,170	0
74. Songok Lilian Chepkoech	N	20180212	91,170	0	91,170	0
75. Sang Eliud Kiplimo	N	20180212	91,170	0	91,170	0

COUNTY ASSEMBLY OF NANDI
Reports and Financial Statements
For the year ended June 30, 2021

Name of Staff	Job Group	Date Contracted	Original Amount	Amount Paid To-Date	Outstanding Balance 2020/2021	Outstanding Balance 2019/2020
76. Bundotich Walter Kipkosgei	N	20180212	91,170	0	91,170	0
77. Mutai Daniel Kiptoo	N	20180301	91,170	0	91,170	0
78. Cheptepkeny Alphine	M	20170103	83,360	0	83,360	0
79. Chepchirchir Caroline	K	20040701	79,730	0	79,730	0
80. Jeptanui Emily	K	20100901	79,730	0	79,730	0
81. Jelimo Janet	L	20110101	74,350	0	74,350	0
82. Chepkoech Carolyne	L	20131101	74,350	0	74,350	0
83. Kipkogei Jackson	L	20131101	74,350	0	74,350	0
84. Jemesunde Lucy	K	20140512	72,260	0	72,260	0
85. Jepkorir Josephine	K	20140512	72,260	0	72,260	0
86. Koech Chepkorir Susan	K	20140512	72,260	0	72,260	0
87. Cheserem Jackline	K	20140512	72,260	0	72,260	0
88. Chumba Shadrack	L	20140512	68,260	0	68,260	0
89. Chepleting Jackline	L	20140512	68,260	0	68,260	0
90. Yego Sammy	L	20140701	68,260	0	68,260	0
91. Koech Silas Kipchirchir	L	20140701	68,260	0	68,260	0
92. Chepkosgei Epigael	K	20141014	62,000	0	62,000	0
93. Cheron Betty	K	19961111	61,230	0	61,230	0
94. Kirui Nancy Cherobon	K	20131101	61,230	0	61,230	0
95. Bittok Henry Kiprono	K	20140512	61,230	0	61,230	0
96. Rotich Emmanuel	K	20140512	61,230	0	61,230	0
97. Teno Priscah Chebet	K	20140512	61,230	0	61,230	0
98. Letting Robert Kipkirui	J	20131101	59,240	0	59,240	0
99. Letting Haron Kimeli	J	20140415	59,240	0	59,240	0
100. Serem Bernard Kiprop	J	20140415	59,240	0	59,240	0
101. Saina Philip Kipchoge	J	20140415	59,240	0	59,240	0
102. Sanga Daniel Kiprop	J	20140415	59,240	0	59,240	0

COUNTY ASSEMBLY OF NANDI
Reports and Financial Statements
For the year ended June 30, 2021

Name of Staff	Job Group	Date Contracted	Original Amount	Amount Paid To-Date	Outstanding Balance 2020/2021	Outstanding Balance 2019/2020
103. Too Cleophas Kipchirchir	J	20140915	59,240	0	59,240	0
104. Mellie Edwin	J	20150114	59,240	0	59,240	0
105. Koech Nicholas Kipruto	J	20150715	59,240	0	59,240	0
106. Ngetich Denis Kipkoech	J	20190115	38,990	0	38,990	0
107. Maiyo Amos Kipchumba	J	20190115	38,990	0	38,990	0
108. Tabut Evans Kiplimo	J	20190115	38,990	0	38,990	0
109. Keny Simion Kipruto	G	20131101	33,810	0	33,810	0
110. Chemeli Irene	G	20131101	33,810	0	33,810	0
111. Murei Ruth Jelimo	G	20150716	33,710	0	33,710	0
112. Jelagat Divina	G	20150716	33,710	0	33,710	0
113. Jepakorir Betty	G	20150716	33,710	0	33,710	0
114. Jemeli Rosemolyne	G	20150716	33,710	0	33,710	0
115. Chebet Emaline	G	20150716	32,660	0	32,660	0
116. Chebet Rodah	G	20150716	32,660	0	32,660	0
117. Chepkemoi Judy	G	20150716	32,660	0	32,660	0
118. Rono Josiah Kipruto	G	20160107	32,660	0	32,660	0
119. Lagat Samson Kiptanui	G	20160107	32,660	0	32,660	0
120. Kipkoech Barnaba	G	20160107	32,660	0	32,660	0
121. Kipkorir Alfred	G	20160107	32,660	0	32,660	0
UNIONISABLE EMPLOYEES SUB TOTAL			3,745,780.00	0	3,745,780	0
122. Korir Kenedy Kiprono	M	20170709	86,340	0	86,340	0
123. Kemei Joel Kipsang	L	20170102	64,760	0	64,760	0
OTHERS SUB TOTAL			151,100	0	151,100	0
			19,850,499		19,850,499	10,392,868
						30,243,367

COUNTY ASSEMBLY OF NANDI
Reports and Financial Statements
For the year ended 30 June 2021

ANNEX 3 – ANALYSIS OF OTHER PENDING PAYABLES

Name	Brief Transaction Description	Date Contracted	Original Amount	Amount Paid To-Date	Outstanding Balance 2020/2021	Outstanding Balance 2019/2020	Comments
			a	b	c=a-b		
Amounts due to National Gov't Entities							
1.							
2.							
3.							
Sub-Total							
Amounts due to County Gov't Entities							
4.							
5.							
6.							
Sub-Total							
Amounts due to Third Parties							
7.							
8.							
9.							
Sub-Total							
Others (specify)							
10.							
11.							
12.							
Sub-Total							
Grand Total							

COUNTY ASSEMBLY OF NANDI
Reports and Financial Statements
For the year ended June 30, 2021

ANNEX 4 – SUMMARY OF FIXED ASSET REGISTER

Asset class	Historical Cost b/f	Additions during the year	Disposals during the year	Transfers in/(out)	Historical Cost c/f
	(KShs)	(KShs)	(KShs)		(KShs)
	2019/20				2020/21
Land	27,000,000	-	-		27,000,000
Buildings and structures	324,647,239	36,183,746.00	-		360,830,985
Transport equipment	72,275,800	0	-		72,275,800
Office equipment, furniture and fittings	40,688,947	40,000.00	-		40,728,947
ICT Equipment, Software and Other ICT Assets	15,375,222	4,541,914.00	-		19,917,136
Biological assets	0				0
Infrastructure Asset	0				0
Other Machinery and Equipment	0	-	-		0
Heritage and cultural assets	0	-	-		0
Intangible assets	0	-	-		0
Work in Progress	0	-	-		0
Total	479,987,208	40,765,660	0	0	520,752,868

NB: The balance as at the end of the year is the cumulative cost of all assets bought and inherited by the County Assembly since its inception. Additions during the year should tie to note 10 on acquisition of assets during the year and subsequently the statement of receipts and payments

COUNTY ASSEMBLY OF NANDI
Reports and Financial Statements
For the year ended June 30, 2021

ANNEX 5 – ANALYSIS OF OUTSTANDING IMPRESTS


Government Imprest Holders

<i>Name of Officer or Institution</i>	<i>Date Imprest Taken</i>	<i>Amount Taken</i>	<i>Amount Surrendered</i>	<i>Balance</i>
		<i>KShs</i>	<i>KShs</i>	<i>KShs</i>
<i>Name of Officer or Institution</i>	<i>dd/mm/yy</i>	0.00	0.00	0.00
<i>Name of Officer or Institution</i>	<i>dd/mm/yy</i>	0.00	0.00	0.00
<i>Name of Officer or Institution</i>	<i>dd/mm/yy</i>	0.00	0.00	0.00
<i>Name of Officer or Institution</i>	<i>dd/mm/yy</i>	0.00	0.00	0.00
Total		0.00	0.00	0.00

Imprests Register

	<i>Staff name</i>	<i>Staff Personal number</i>	<i>Department</i>	<i>Imprest warrant No.</i>	<i>Date of issue</i>	<i>Expected date of surrender</i>	<i>Actual date of surrender</i>	<i>Number of days outstanding</i>	<i>Currency</i>	<i>Imprest Amount Kshs</i>	<i>Amount surrendered Kshs</i>	<i>Balance Kshs</i>	<i>Remarks</i>
1													
2													
3													

Prepared by
 Name
 Checked by:

Designation

Date

COUNTY ASSEMBLY OF NANDI
Reports and Financial Statements
For the year ended 30 June 2021

ANNEX 6 CONTINGENT LIABILITIES REGISTER

	Nature of contingent liability	Payable to	Currency	Estimated Amount KShs	Expected date of payment	Remarks
1	Ward Office Staff stationed at Terik Ward Office Employment and Labor Cause seeking damages for wrongful dismissal.	Case still in progress				CASE NO. E012 of 2021

COUNTY ASSEMBLY OF NANDI
Reports and Financial Statements
For the year ended June 30, 2021

ANNEX 7 – BANK RECONCILIATION/FO 30 REPORT

(Attach FO 30 Reports from IFMIS)