


REPUBLIC OF KENYA



OFFICE OF THE AUDITOR-GENERAL

Enhancing Accountability

THE NATIONAL ASSEMBLY
PAPERS LAID

DATE: 26 NOV 2024

DAY:

Tuesday

REPORT

TABLED
BY:

Hon. Naomi Wago
Deputy Majority Whip

CLERK-AT
TABLE:

Lomale

PARLIAMENT
OF KENYA
LIBRARY

THE AUDITOR-GENERAL

ON

ISINYA BOYS SECONDARY SCHOOL

**FOR THE YEAR ENDED
30 JUNE, 2023**

KAJIADO COUNTY



ISINYA BOYS SECONDARY SCHOOL
ANNUAL REPORT AND FINANCIAL STATEMENTS
FOR THE FINANCIAL YEAR ENDED
30TH JUNE 2023

**Prepared in accordance with the Cash Basis of Accounting Method under the International
Public Sector Accounting Standards (IPSAS)**

Isinya Boys Secondary school

Annual Report and Financial Statements For the year ended 30th June 2023

Table of Contents	Page
1. Acronyms and Glossary of Terms.....	ii
2. Key School Information and Management	iii
3. Summary Report of Performance of The School.....	viii
4. Statement of School Management Responsibility	xviii
5. Report Of The Independent Auditors	xix
6. Statement Of Receipts and Payments For the Year Ended 30 th June 2023.....	1
7. Statement of Assets and Liabilities As At 30 th June 2023	2
8. Statement of Cash Flows for the Year Ended 30 th June 2023	3
-9. Statement Of Budgeted Versus Actual Amounts for The Year Ended 30 th June 2023.....	4
10. Significant Accounting Policies	9
11. Notes To The Financial Statements	11
12. Annexes.....	28

1. Acronyms and Glossary of Terms

BOM	Board of Management
CEB	County Education Board
IPSAS	International Public Sector Accounting Standards
KCSE	Kenya Certificate of Secondary Education
PFM	Public Finance Management
PSASB	Public Sector Accounting Standards Board
FY	Financial Year
FDSE	Free Day Secondary Education

2. Key School Information and Management

(a) Background information

The school is domiciled in Kenya and its operations are governed under the Basic Education Act, 2013. It is in Kajido County, Isinya Sub-County.

The school was registered in **8/08/2019** under registration number **34S3000132** and is currently categorized as a **County** public school established, owned or operated by the Government.

The school is a Boarding school and had **510** number of students as at *30th June 2023*. It has Two streams and 17 teachers of which 3 teachers are employed by the School Board of Management

(b) School Board of Management - Board Members

The School Board of Management established under Section 55 of the Basic Education Act, 2013; is composed of the following members:

Ref:	Name of Board Member	Designation	Date of appointment
1	Joseph Ntoika	Chairman-BOM	26/6 /2022
2	Stephen Kasale Nkaasoni	Secretary - Principal	26/6 /2022
3	Allan Tipanko	Member -PA	26/6 /2022
4	Daniel Parsoi	Member - Community	26/6 /2022
5	Joyce N.Mutisya	Member - Community	26/6 /2022
6	Mercy Wangari	Member - Community	26/6 /2022
7	Josephat Kapurua	Member - Community	26/6 /2022
8	Betty Tonkei	Member - Community	26/6 /2022
9	Loice N.Kimani	Member - Community	26/6 /2022
10	Joseph Gicheha	Member – Rep CEB	26/6 /2022
11	Simon Kores	Member Rep Teachers	26/6 /2022
12	Zipporah S. Matiko	Members - Sponsor	26/6 /2022
13	Hesbon O.Netia	Members - Sponsor	26/6 /2022
14	Douglas D.Kulei	Members - Sponsor	26/6 /2022
15	Peter S.Tuleto	Member Special Needs	26/6 /2022
16	Emmanuel Kurao	Rep Students	26/6 /2022

The functions of the School Board of Management are to:

- Promote the best interests of the School and ensure its development.
- Promote quality education for all pupils in accordance with the standards set under the Basic Education Act, 2013.
- Ensure and assure the provision of proper and adequate facilities for the School.
- Manage the School's affairs in accordance with the rules and regulations governing occupational safety and health.
- Advise the County Education Board on the staffing needs of the School.
- Determine cases of pupils' discipline and make reports to the CEB.
- Prepare comprehensive termly report on all areas of its mandate and submit the report to CEB.
- Administer and manage the resources of the School.
- Receive, collect and account for any funds accruing to the institution in accordance with Article 226 (1) (a) of the Constitution of Kenya, Section 81 of the Public Finance Management Act, 2012 and the Fourth Schedule para 21 and 23 of the Basic Education Act, 2013.

(c) Committees of the Board

Ref :	Name of Committee	Names of Members	Designation	Number of meetings attended during the year
1	Executive Committee	1. Joseph Ntoika 2. Zipporah S. Matiko 3. Nkaasoni Kasale Stephen 4. Daniel Parsoi 5. Allan Tipanko	Chairperson Member Principal/Secretary Member Member	0
2	Audit Committee	1. Josephat Kapurua 2. Mercy Wangare 3. Josephat Kapurua 4. Daniel Parsoi 5. Hesborn Osundwa	Chairperson. Member Member Member... Member	0
3	Finance, procurement and general purposes	1. Josephat Kapurua 2. Joseph Gicheha 3. Joseph Ntoika	Chairperson. Member. Member	0

Isinya Boys Secondary school

Annual Report and Financial Statements For the year ended 30th June 2023

	Committee	4.Zipporah Matiko 5. Nkaasoni Kasale Stephen	Member... Principal/ Secretary	
4	Academic Committee	1.Loice Kimani 2. .Joseph Gicheha 3.Joyce Mutisya 4.Peter Tuleto 5. Nkaasoni Kasale Stephen	Chairperson. Member. Member Member... Principal/ Secretary	0
5	SIC Committee	1.Joseph Gicheha 2.Josephat Kapurua 3.Joseph Ntoika 4.Zipporah Matiko 5. Nkaasoni Kasale Stephen	Chairperson. Member. Member Member... Principal Secretary	1
6	Discipline and welfare Committee	1.Daniel Parsoi 2.Douglas D. Kulei 3.Betty Tonkei 4.Allan Tipanko 5. Nkaasoni Kasale Stephen	Chairperson. Member. Member Member... Principal/ Secretary	1

(d) School operation Management

For the financial year ended 30th June 2023 the School day-to-day management was under the following persons:

Ref:	Designation	Name	Identification
1	Principal	Stephen Kasale Nkaasoni	TSC No.420494
2	Deputy Principal	Robert Kitui Sibuli	TSC No.334090
3	School Bursar	Joash Mutugi Miriti	ID No.25129696

(a) Schools contacts

Post Office Box: 632-01100 ,Kajiado.
Telephone: 0727732683/0792183149
E-mail: isinyaboys@gmail.com
Website:
Facebook:
Twitter:

(b) School Bankers

1. Name of Bank: Equity Bank
Branch:Kajiado
Account Number:0860262307164
2. Name of Bank: Equity Bank
Branch: Kajiado
Account Number:0860299236595
3. Name of Bank: Equity Bank
Branch: Kajiado
Account Number:0860299236604
4. Name of Bank: Equity Bank
Branch:Kajiado
Account Number:0860275178478
5. MPESA Pay Bill No. 4016779 attached to Equity bank account 0860262307164
6. Name of Bank: Equity Bank
Branch: Kitengela
Account Number: 0700263655427
7. Name of Bank: Equity Bank
Branch:Kajiado
Account Number: 0860275958761

Isinya Boys Secondary school

Annual Report and Financial Statements For the year ended 30th June 2023

(c) Independent Auditors

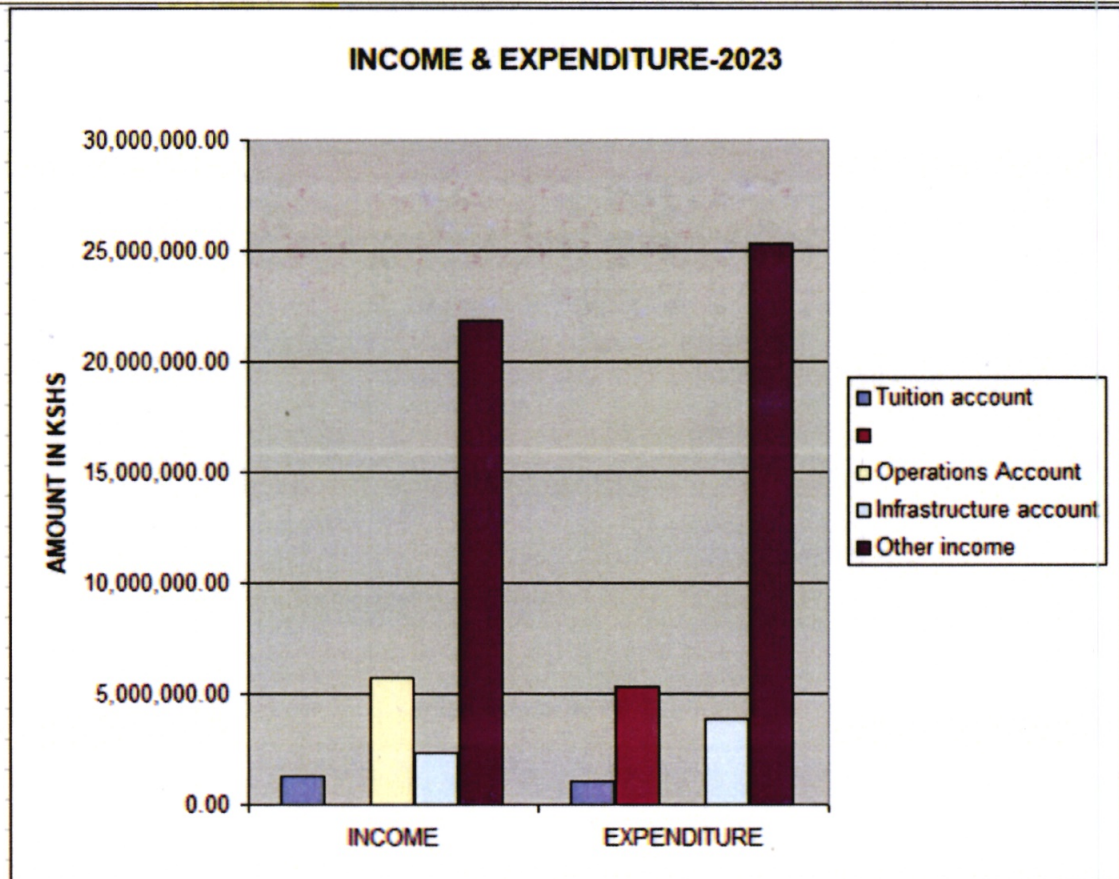
Office of the Auditor General
Anniversary Towers, University Way
P.O. Box 30084
GPO 00100
Nairobi, Kenya

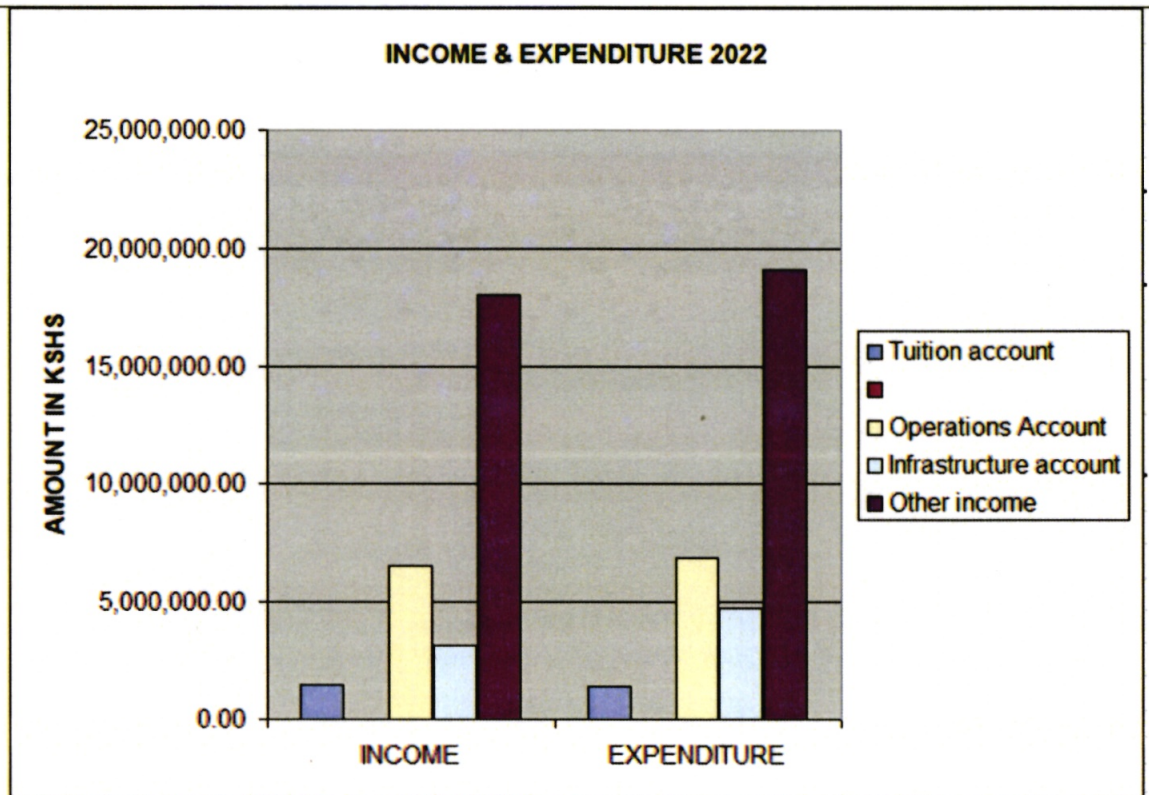
3. Summary Report of Performance of The School

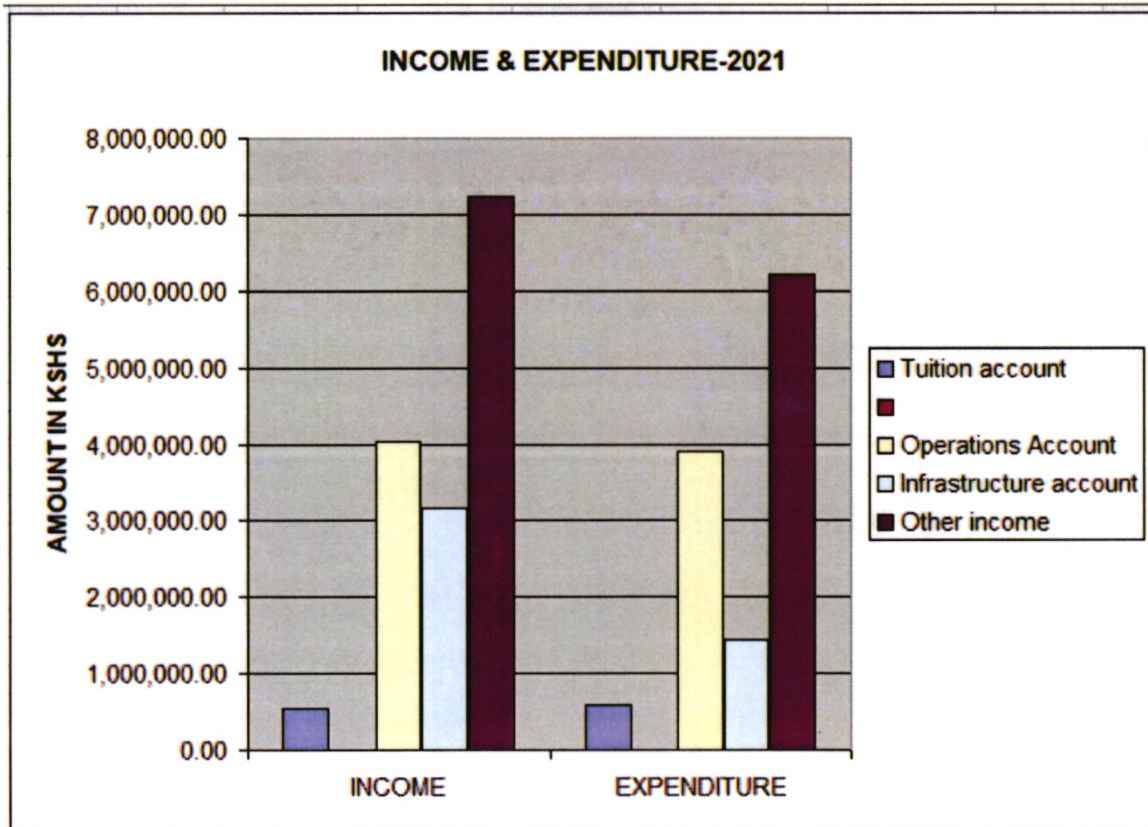
The following is a summary report of the performance of the school against the set performance evaluation criteria:

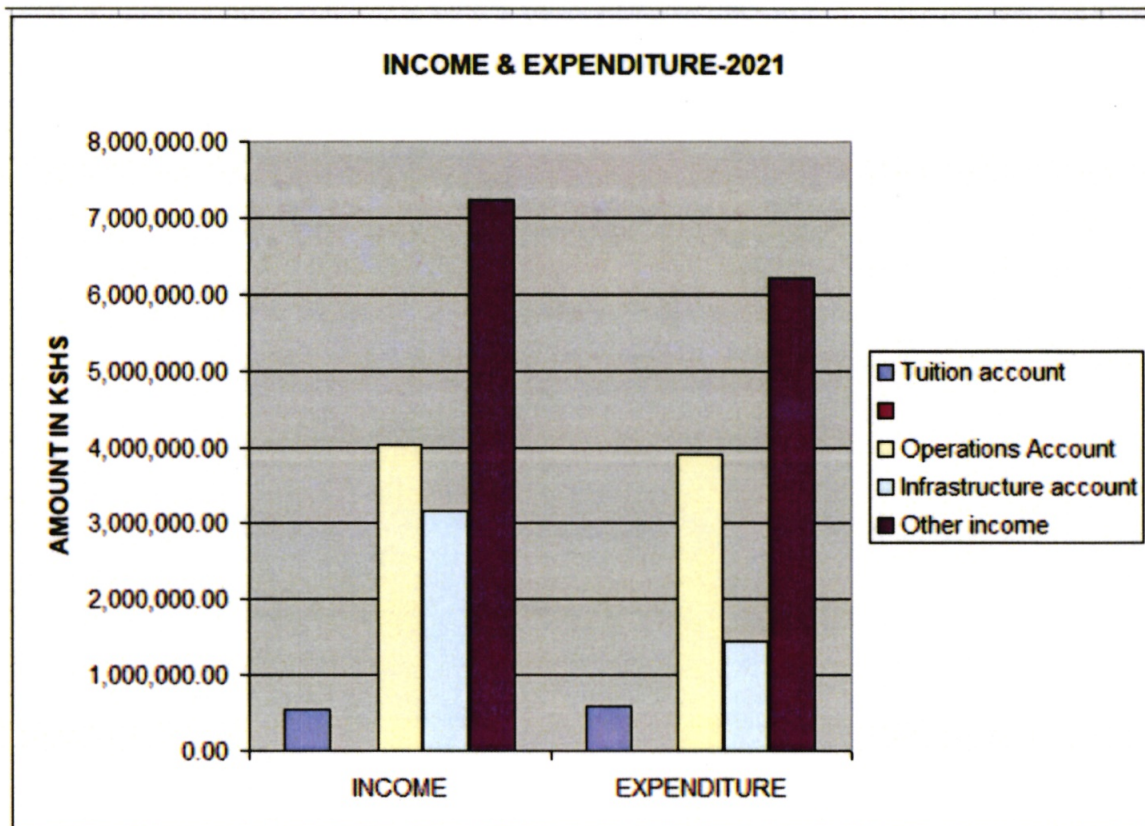
a) Financial performance:

ITEM		Account 2022-2023	Account 2021-2022	Account JAN TO JUNE 2021
Income and expenditure account(Surplus/Deficit)	Tuition account	(4,300,330.00)	(1,933,538.00)	3,213,263.00
Capitation grant from Ministry of Education	Tuition account	1,271,159.00	1,456,904.00	536,878.00
	Operations Account	5,734,369.00	9,721,439.00	5,573,018.00
	Infrastructure Account	2,341,000.00	0.00	0.00
	Total	9,346,528.00	11,178,343.00	6,109,896.00
Ratio of Capitation grant per student		18,640.10	18,640.10	18,314.91
Other incomes	School fund account	21,859,771.00	18,033,184.00	6,842,497.00
	Parent welfare	24,200.00	41,700.00	2,394,925.00
		21,883,971.00	18,074,884.00	9,237,422.00
Expenditure				
	Tuition account	1,074,361.00	1,420,939.00	583,735.00
	Operations Account	5,285,948.00	10,122,998.00	5,345,456.00
	Infrastructure Account	3,867,779.00	0.00	0.00
	School fund Account	25,302,741.00	19,642,828.00	6,204,864.00
	TOTAL	35,530,829.00	31,186,765.00	12,134,055.00
Account payables		7,888,734.00	4,172,604.00	2,933,334.00
Account Receivables		4,264,563.00	3,424,823.00	2,966,003.00
Cash and Bank balances		207,959.00	1,631,899.00	2,784,987.00









b) Teacher Student ratio:

Subject	No. of Teachers	Shortage/surplus	No. of Teachers recruited within the year	No. of teachers employed by TSC	No. of teachers employed by BOM	No. of teachers transferred/retired	Teacher Student ratio		
							No. of Teachers	No. of students	Ratio
English	4	1	0	4	0	0	4	510	1:128
Kiswahili	3	2	0	1	2	0	2	510	1:255
Math	3	1	0	3	0	0	3	510	1:170
Biology	3	0	1	2	1	0	3	510	1:170
Physics	3	1	0	2	0	1	2	510	1:255
Chemistry	3	1	0	3	0	1	3	510	1:170
History	3	2	2	2	1	0	3	510	1:170
Geography	2	0	0	2	0	0	2	510	1:255

CRE	4	0	2	3	1	0	4	510	1:128
Agriculture	3	0	0	1	2	1	3	510	1:170
Business	2	0	0	2	0	0	2	510	1:255

c) Mean score in the 2022 KCSE:

Kcse 2022 Analysis Done In December 2022

Summary of Kcse Performance 2020-2022

Subject	Teacher's Name	TSC NO	2020		2021		2022		I.index
			Entry	Ms	Entry	Ms	Entry	ms	
English	Aseri Abigael	509576	74	3.554054	74	3.554054	84	3.6071	+0.0530
Kiswahili	Risper Machuka	184179	74	2.824324	74	2.824324	84	3.6867	+0.8624
Math	Kangethe James	387932	74	1.851351	74	1.851351	84	1.4217	-0.4296
Biology	Terry Phoebe	524311	68	1.753623	68	1.753623	84	2.8675	+1.1138
Physics	Nicodemus Nyagaka	754673	14	3.071429	14	3.071429	19	2.5789	-0.4925
Chemistry	Simon Kores Nenkash	496447	74	1.459459	74	1.459459	84	1.9286	+0.4691
History	Wekesa Davis	780761	40	6.20000	40	6.20000	51	6.9804	+0.7804
Geography	Ntitika John	395808	33	3.454545	33	3.454545	33	4.375	+0.9204
CRE	Caroline Chege	474911	61	3.885246	61	3.885246	65	3.375	-0.5102
Agriculture	Brian Makokha	1003672	30	3.933333	30	3.933333	37	6.1081	+2.1747
Business	Cyrus Salaash	428290	41	3.365854	41	3.365854	47	3.0435	-0.3223
Overall summary									

Subjects Analysis of KCSE 2022 and analysis of KCSE 2020-2022

Su b.	En t	A	A -	B +	B	B -	C+	C	C- -	D+	D	D- -	E	X	2020	2021	2022	Dev
En g.	84	0	0	0	0	2	1	6	9	14	41	9	2	0	3.5540 54	3.09 46	3.60 71	+0.512 5
Kis	84	0	0	0	1	3	4	6	6	5	45	11	2	1	2.8243 24	2.93 24	3.68 67	+0.754 3
Ma t	84	0	0	0	0	0	0	1	0	4	6	6	66	1	1.8135 1	1.90 54	1.42 17	- 0.4837
Bi o	84	0	0	0	0	1	4	0	2	4	35	34	3	1	1.7536 23	2.50 0	2.86 75	+0.367 5
Ph y	19	0	0	0	0	0	2	0	1	1	4	3	8	0	3.0714 29	2.04 35	2.57 89	- 0.5354
Ch e	84	0	0	0	0	0	2	1	1	1	9	36	34	0	1.1594 59	1.59 46	1.92 86	+0.334
His t	51	0	1	7	8	7	7	7	5	4	5	0	0	0	6.2000	4.76 6	6.98 04	+2.2144
Ge o	33	0	0	0	0	0	4	5	6	3	12	2	0	1	3.4545 45	3.77 78	4.37 5	+0.597
Cr e	65	0	0	0	0	1	4	4	5	4	25	19	2	1	3.8852 46	3.67 35	3.37 5	- 0.2985
Ag ri	37	0	0	0	2	4	13	8	4	0	5	1	0	0	3.9333 3	2.64 71	6.10 81	+3.461
Bst	47	0	0	0	0	2	1	1	3	1	20	14	4	1	3.3658 54	4.17 5	3.04 35	- 1.1315
Ov era ll		0	1	7	11	2 0	42	39	42	41	20 7	13 5	12 1	6				

KCSE 2022 Analysis by Gender

Gender	A	A- -	B+	B	B- -	C+	C	C- -	D+	D	D- -	E	X	Ms 2022	Ms 2021	Ms 2020	Dev
Boys	0	0	0	0	0	4	1	6	22	36	13	1	1	3.457	2.946	2.984	+0.511
Total	0	0	0	0	0	4	1	6	22	36	13	1	1				

Overall Mean Grade Summary KCSE 2019-2022

Year	Ent	A	A- -	B+	B	B- -	C+	C	C- -	D+	D	D- -	E	X	Mean	MG	Imp index
2022	84	0	0	0	0	0	4	1	6	22	36	13	1	0	3.457	D	0.5111
2021	76	0	0	0	0	0	4	0	3	9	25	31	2	2	2.9459	D	-0.8268
2020	74	0	0	0	1	0	1	3	4	8	23	33	1	0	3.000	D	-0.792
2019	53	0	0	0	1	2	2	1	10	8	17	11	1	0	3.792	D+	0.512

Subject Ranking 2022

Subject	R	Teacher's Name	TSC NO	2019		2020		2021		2022		Index
				Entr y	M.S	Entr y	M.S	Entr y	M.S	Entr y	M.S	
History	1	Wekesa Davis	780761	41	5.073	40	6.200	48	4.766	51	6.9804	+2.2144
Agriculture	2	Brian Makokha	1003672	23	2.565	30	3.933	36	2.6471	37	6.1081	+3.461
Geography	3	John Ntitika	337214	10	4.800	33	3.455	28	3.7778	33	4.375	+0.5972
Kiswahili	4	Risper Machuka	184179	53	3.962	74	2.824	76	2.9324	84	3.6867	+0.7543
English	5	Abigael Aseri	509576	53	4.283	74	3.554	76	3.0946	84	3.6071	+0.5125
C.R.E	6	Caroline Chege	474911	52	4.500	61	3.885	50	3.6735	65	3.375	-0.2985
Business Studies	7	Cyrus Salaash	428290	25	5.480	41	3.366	40	4.175	47	3.0435	-1.1315
Biology	8	Terry Phoebe	524311	30	4.567	69	1.754	76	2.500	84	2.8675	+0.3675
Physics	9	Nicodemus Nyagaka	754673	23	3.000	14	3.071	24	2.0435	19	2.5789	+0.5354
Chemistry	10	Simon Kores Nenkalah	494647	53	2.075	74	1.459	76	1.5946	84	1.9286	+0.296
Mathematics	11	Kangethe James	387932	53	3.019	74	1.851	76	1.9054	84	1.4217	-0.4837

d) Number of Candidates in the 2023 KCSE:

Year	Number of Candidates
2022	84
2021	76
2020	74
2019	53

e) Capacity of the school:

	<i>Facilities</i>	<i>Quantity</i>	<i>No. Of Students</i>	<i>Student Ratio</i>
1	Classrooms	9	510	1:57
2	Toilets	28	510	1:18
3	Laboratories	1	510	1:510
4	Kitchen	1	510	1:510
5	Dormitories	3	510	1:170
6	Dining Hall	1	510	1:510

f) Development projects carried out by the school:

Projects	Source of funds	Status	Initial Cost (Kshs)	Amount Spent (Kshs)	Expected completion time
Construction of Two Classrooms	MOE PARENTS	Construction done up to walling stage	3,360,000.00	2,416,524.00	One year

STEPHEN OBIER LEMSI

School Principal



4. Statement of School Management Responsibility

Section 81 (1) of the Public Finance Management Act, 2012 requires that, at the end of each financial year, each National Government School shall prepare financial statements in respect of that school. Section 81 (3) requires the financial statements so prepared to be in a form that complies with relevant accounting standards as prescribed by the Public Sector Accounting Standards Board (PSASB) of Kenya from time to time.

Schedule 4 (Section 23) of the Education Act, 2013 requires the Board of Management of a public institution of basic education to be keep all proper books and records of accounts of the income, expenditure and assets of the institution.

The Board of Management of *Isinya Boys Secondary School* accepts responsibility for the school's financial statements, which have been prepared on the Cash Basis Method of Financial Reporting, using appropriate accounting policies in accordance with International Public Sector Accounting Standards (IPSAS).

The Board of Management is of the opinion that the school's financial statements give a true and fair view of the state of the school's transactions during the financial year ended 30th June, 2023, and of the school's financial position as at that date.

.....
Name: VEN. OLE NTOIKA
Designation: Chairman, School Board of Management
Date: 21/8/2024


.....
Name: STEPHEN OGIUK LOKOBI
Designation: School Principal & Secretary to Board of Management
Date: 19/8/2024



.....
Name: WACH MUTUGI MUKITI
Designation: Bursar/ Finance Officer
Date: 19/8/2024

REPUBLIC OF KENYA

Telephone: +254-(20) 3214000
Email: info@oagkenya.go.ke
Website: www.oagkenya.go.ke



HEADQUARTERS
Anniversary Towers
Monrovia Street
P.O Box 30084-00100
NAIROBI

REPORT OF THE AUDITOR-GENERAL ON ISINYA BOYS SECONDARY SCHOOL FOR THE YEAR ENDED 30 JUNE, 2023 – KAJIADO COUNTY

PREAMBLE

I draw your attention to the contents of my report which is in three parts:

- A. Report on the Financial Statements that considers whether the financial statements are fairly presented in accordance with the applicable financial reporting framework, accounting standards and the relevant laws and regulations that have a direct effect on the financial statements.
- B. Report on Lawfulness and Effectiveness in Use of Public Resources which considers compliance with applicable laws, regulations, policies, gazette notices, circulars, guidelines and manuals and whether public resources are applied in a prudent, efficient, economic, transparent and accountable manner to ensure Government achieves value for money and that such funds are applied for the intended purpose.
- C. Report on the Effectiveness of Internal Controls, Risk Management and Governance which considers how the entity has instituted checks and balances to guide internal operations. This responds to the effectiveness of the governance structure, risk management environment and internal controls, developed and implemented by those charged with governance for orderly, efficient and effective operations of the entity.

An unmodified opinion does not necessarily mean that an entity has complied with all relevant laws and regulations and that its internal controls, risk management and governance systems are properly designed and were working effectively in the financial year under review.

The three parts of the report are aimed at addressing the statutory roles and responsibilities of the Auditor-General as provided by Article 229 of the Constitution, the Public Finance Management Act, 2012 and the Public Audit Act, 2015. The three parts of the report when read together constitute the report of the Auditor-General.

REPORT ON THE FINANCIAL STATEMENTS

Qualified Opinion

I have audited the accompanying financial statements of Isinya Boys Secondary School - Kajiado County set out on pages 1 to 27, which comprise of the statement of financial

assets and financial liabilities as at 30 June, 2023, statement of receipts and payments, statement of cash flows and statement of budget and actual amounts for the year then ended and summary of significant accounting policies and other explanatory information in accordance with the provisions of Article 229 of the Constitution of Kenya and Section 35 of the Public Audit Act, 2015. I have obtained all the information and explanations which to the best of my knowledge and belief, were necessary for the purpose of the audit.

In my opinion, except for the effect of the matters described in the Basis for Qualified Opinion Section of my report, the financial statements present fairly, in all material respects, the financial position of Isinya Boys Secondary School – Kajiado County as at 30 June, 2023 and of its financial performance and its cash flows for the year then ended, in accordance with International Public Sector Accounting Standards (Cash Basis) and comply with the Public Finance Management Act, 2012 and the Basic Education Act, 2013.

Basis for Qualified Opinion

1. Inaccuracies/Variances in the Financial Statements

Review of the Financial Statements Revealed the Following Variances and Inaccuracies;

- i. The statements of receipts and payments reflects boarding and school fund amounts of Kshs.19,093,761 for prior year (2021/2022) which differs from Note 9 to the financial statements amounts of Kshs.19,642,828 resulting in a variance of Kshs.549,067.

Further, Note 9 to the financial statements amounts of Kshs.19,642,828 differed from the recomputed amounts of Kshs.19,455,167 resulting in a variance of Kshs.187,661. However, the variances were not reconciled.

Also, the statement of receipts and payments reflects total payments of Kshs.31,186,765 for prior year (2021/2022) which differs from recomputed amounts of Kshs.30,637,698 resulting in variances of Kshs.549,067.

- ii. The statement of assets and liabilities and as disclosed in Note 13 to the financial statements reflects payables balance of Kshs.7,888,734 which differs from Nil balance reflected in the ledgers.
- iii. The statement of cash flows reflects total payments of Kshs.31,186,765 for prior year (2021/2022) which differs from recomputed amounts of Kshs.30,637,698 resulting in variances of Kshs.549,067.

Further, the statement reflects Net cash inflow/outflow from operating activities of Kshs.1,933,538 for prior year (2021/2022) which differs from recomputed amounts of Kshs.(1,384,471) resulting in variances of Kshs.549,067.

Also, the statement Net increase/decrease in cash and cash equivalents of Kshs.(1,153,088) for prior year (2021/2022) which differs from recomputed amounts of Kshs.(604,021) resulting in variances of Kshs.(549,067).

In the circumstances, the accuracy and completeness of the statements of receipts and payments, statement of assets and liabilities and statement of cashflows could not be confirmed.

2. Long Outstanding Receivables

The statement of assets and liabilities and as disclosed in Note 12 to the financial statements reflects accounts receivables balance of Kshs.4,264,563 in relation to fees arrears. However, included in the balance are students fees arrears amounting to Kshs.731,155 that were outstanding for more than three (3) years.

In the circumstances, the accuracy and recoverability of the accounts receivables balance of Kshs.4,264,563 as at 30 June, 2023 could not be confirmed.

3. Unsupported Payables Balance

The statement of assets and liabilities and as disclosed in Note 13 to the financial statements reflects payables balance of Kshs.7,888,734. Included in the balance is trade creditors amounting to Kshs.6,958,863 out of which payables amounting to Kshs.1,112,152 have been outstanding for over a year.

In the circumstances, the accuracy of the accounts payables balance as at 30 June, 2023 of Kshs.7,888,734 could not be confirmed.

Key Audit Matters

Key audit matters are those matters that, in my professional judgment, are of most significance in the audit of the financial statements. There were no key audit matters to report in the year under review.

Other Matters

Unresolved Prior Year Audit Matters

In the audit of the previous year, several issues were raised under the Report on Lawfulness and Effectiveness in Use of Public Resources and Report on Effectiveness of Internal Controls, Risk Management and Governance which have remained unresolved as at 30 June, 2023.

REPORT ON LAWFULNESS AND EFFECTIVENESS IN USE OF PUBLIC RESOURCES

Conclusion

As required by Article 229(6) of the Constitution, based on the audit procedures performed, except for the matters described in the Basis for Conclusion on Lawfulness

and Effectiveness in Use of Public Resources section of my report, I confirm that, nothing else has come to my attention to cause me to believe that public resources have not been applied lawfully and in an effective way.

Basis for Conclusion

1. Long Outstanding Accounts Payables

The statement of assets and liabilities and as disclosed in Note 13 to the financial statements reflects accounts payables balance of Kshs.7,888,734. However, included in the balance are trade creditors of Kshs.6,958,863 out of which Kshs.1,112,152 was long outstanding over a year. This was contrary to Section 53(8) of the Public Procurement and Asset Disposal Act, 2015 which states that 'an Accounting Officer shall not commence any procurement proceedings until satisfied that sufficient funds to meet the obligations of the resulting contract (s) are reflected in approved budget estimates'.

In the circumstances, Management was in breach of the law.

2. Unconfirmed Students Enrolment Data

The statement of receipts and payments reflects capitation grants for tuition, capitation grants for operations and infrastructure grants totalling Kshs.9,346,528. Comparison of data from National Education Management and information System (NEMIS) with records from the school revealed that during the financial year 2022/2023, NEMIS reflected one thousand eight hundred and eighty-two (1,882) students while records from the school had two thousand and seventy-one (2,071) students, resulting to an underfunding of the School by an amount of Kshs.709,347. This was contrary to the Ministry of Education Circular No. MOE.HQS/3/13/3 dated 16 June, 2021 on implementation of Free Day Secondary Education (FDSE) which requires all learners be registered in NEMIS and the principals to ensure their records are accurate.

In the circumstances, underfunding of the School may have affected service delivery to the students.

3. Irregular Transfer of Funds to Kenya Secondary Schools Heads Association

The statement of receipts and payments reflects boarding and school fund payments amount of Kshs.25,302,741 as disclosed in Note 9 to the financial statements. Included in the expenditure is an amount of Kshs.49,000 transferred to Kenya Secondary Schools Heads Association (KESSHA). However, KESSHA is a welfare organization that draws its membership from School Principals only. The organization is not defined in Government Funding system and there is no assurance that it has implemented effective, efficient, and transparent financial management and internal control systems to manage the funds transferred by schools.

In the circumstances, value for money transferred to KESSHA amounting to Kshs.49,000 could not be confirmed.

4. Inadequate School Capacity

Physical verification and review of summary report of the performance of the School against set performance evaluation criteria section(e) on capacity of the School revealed that there was one laboratory, one iron-sheet constructed kitchen, one dining hall with a student population of five hundred and ten (510). Further, the School has three iron-sheet constructed dormitories that exposes the lives of the student to fire and cold in the nights. Further, it was noted that the School does not have bathrooms as the students use the toilets to bathe and no borehole, therefore they use water from a nearby feeder school which is unreliable source of water. Also, it was observed that the School had no adequate store room for food-stuff instead food is stored in makeshift storeroom which was not well ventilated.

In the circumstances, the effectiveness in learning could not be confirmed.

The audit was conducted in accordance with ISSAI 4000. The standard requires that I comply with ethical requirements and plan and perform the audit to obtain assurance about whether the activities, financial transactions and information reflected in the financial statements are in compliance, in all material respects, with the authorities that govern them. I believe that the audit evidence I have obtained is sufficient and appropriate to provide a basis for my conclusion.

REPORT ON EFFECTIVENESS OF INTERNAL CONTROLS, RISK MANAGEMENT AND GOVERNANCE

1. Excess Supply of Books

During the year under review, the Ministry of Education distributed textbooks to public secondary schools through Kenya Institute of Curriculum Development (KICD). Examination of student book ratio revealed a deficiency between the number of text books available and the student enrollment for the respective class resulting in one hundred and sixty four (164) excess books unutilized at the library as at the time of audit.

In the circumstances, value for money on the one hundred and sixty four (164) text books could not be confirmed.

2. Lack of Ownership Documents

Annex 2 to the financial statements reflects summary of fixed assets register balance of Kshs.47,057,050 in respect of fixed assets which includes land with a balance of Kshs.9,600,000. However, land ownership documents were not provided for audit.

In the circumstances, the ownership and safe custody of the fixed assets could not be confirmed.

The audit was conducted in accordance with ISSAI 2315 and ISSAI 2330. The standards require that I plan and perform the audit to obtain assurance about whether effective

processes and systems of internal control, risk management and overall governance were operating effectively, in all material respects. I believe that the audit evidence I have obtained is sufficient and appropriate to provide a basis for my conclusion.

Responsibilities of Management and those Charged with Governance

Management is responsible for the preparation and fair presentation of the financial statements in accordance with International Public Sector Accounting Standards (cash basis) and for such internal control as Management determines is necessary to enable the preparation of the financial statements that are free from material misstatement, whether due to fraud or error and for its assessment of the effectiveness of internal control, risk management and overall governance.

In preparing the financial statements, Management is responsible for assessing the School's ability to continue to sustain its services, disclosing, as applicable, matters related to sustainability of services and using the applicable basis of accounting unless Management is aware of the intention to terminate the School's or to cease operations.

Management is also responsible for the submission of the financial statements to the Auditor-General in accordance with the provisions of Section 47 of the Public Audit Act, 2015.

In addition to the responsibility for the preparation and presentation of the financial statements described above, Management is also responsible for ensuring that the activities, financial transactions and information reflected in the financial statements are in compliance with the authorities which govern them, and that public resources are applied in an effective way.

Those charged with governance are responsible for overseeing the school's financial reporting process, reviewing the effectiveness of how Management monitors compliance with relevant legislative and regulatory requirements, ensuring that effective processes and systems are in place to address key roles and responsibilities in relation to governance and risk management, and ensuring the adequacy and effectiveness of the control environment.

Auditor-General's Responsibilities for the Audit

The audit objectives are to obtain reasonable assurance about whether the financial statements as a whole are free from material misstatement, whether due to fraud or error, and to issue an auditor's report that includes my opinion in accordance with the provisions of Section 48 of the Public Audit Act, 2015 and submit the audit report in compliance with Article 229(7) of the Constitution. Reasonable assurance is a high level of assurance, but is not a guarantee that an audit conducted in accordance with ISSAIs will always detect a material misstatement and weakness when it exists. Misstatements can arise from fraud or error and are considered material if, individually or in the aggregate, they could

reasonably be expected to influence the economic decisions of users taken on the basis of these financial statements.

In addition to the audit of the financial statements, a compliance audit is planned and performed to express a conclusion about whether, in all material respects, the activities, financial transactions and information reflected in the financial statements are in compliance with the authorities that govern them and that public resources are applied in an effective way, in accordance with the provisions of Article 229(6) of the Constitution and submit the audit report in compliance with Article 229(7) of the Constitution.

Further, in planning and performing the audit of the financial statements and audit of compliance, I consider internal control in order to give an assurance on the effectiveness of internal controls, risk management and overall governance processes and systems in accordance with the provisions of Section 7(1)(a) of the Public Audit Act, 2015 and submit the audit report in compliance with Article 229(7) of the Constitution. My consideration of the internal controls would not necessarily disclose all matters in the internal control that might be material weaknesses under the ISSAIs. A material weakness is a condition in which the design or operation of one or more of the internal control components does not reduce to a relatively low level the risk that misstatements caused by error or fraud in amounts that would be material in relation to the financial statements being audited may occur and not be detected within a timely period by employees in the normal course of performing their assigned functions.

Because of its inherent limitations, internal controls may not prevent or detect misstatements and instances of non-compliance. Also, projections of any evaluation of effectiveness to future periods are subject to the risk that controls may become inadequate because of changes in conditions, or that the degree of compliance with the policies and procedures may deteriorate.

As part of an audit conducted in accordance with ISSAIs, I exercise professional judgement and maintain professional skepticism throughout the audit. I also:

- Identify and assess the risks of material misstatement of the financial statements, whether due to fraud or error, design and perform audit procedures responsive to those risks, and obtain audit evidence that is sufficient and appropriate to provide a basis for my opinion. The risk of not detecting a material misstatement resulting from fraud is higher than for one resulting from error, as fraud may involve collusion, forgery, intentional omissions, misrepresentations, or the override of internal controls.
- Evaluate the appropriateness of accounting policies used and the reasonableness of accounting estimates and related disclosures made by Management.
- Conclude on appropriateness of the Management's use of applicable basis of accounting and, based on the audit evidence obtained, whether a material uncertainty exists related to events or conditions that may cast significant doubt on the School's ability to sustain its services. If I conclude that a material uncertainty exists, I am

required to draw attention in the auditor's report to the related disclosures in the financial statements or, if such disclosures are inadequate, to modify my opinion. My conclusions are based on the audit evidence obtained up to the date of my audit report. However, future events or conditions may cause the School to cease to sustain its services.

- Evaluate the overall presentation, structure and content of the financial statements, including the disclosures and whether the financial statements represent the underlying transactions and events in a manner that achieves fair presentation.
- Obtain sufficient appropriate audit evidence regarding the financial information and business activities of the School to express an opinion on the financial statements.
- Perform such other procedures as I consider necessary in the circumstances.

I communicate with Management regarding, among other matters, the planned scope and timing of the audit and significant audit findings, including any significant deficiencies in internal controls that are identified during the audit.

I also provide Management with a statement that I have complied with relevant ethical requirements regarding independence and communicate with them all relationships and other matters that may reasonably be thought to bear on my independence and where applicable, related safeguards.


FCPA Nancy Gathungu, CBS
AUDITOR-GENERAL

Nairobi

7 November, 2024

6. Statement Of Receipts and Payments For the Year Ended 30th June 2023

Description Of Vote Head	Note	FY2022-2023	FY2021-2022
		Kshs	Kshs
Receipts			
Government grants for tuition	1	1,271,159.00	1,456,904.00
Government grants for operations	2	5,734,369.00	9,721,439.00
Government Grants for infrastructure	3	2,341,000.00	0.00
School fund income- parents' contributions	4	21,859,771.00	18,033,184.00
Other incomes	5	24,200.00	41,700.00
Total Receipts		31,230,499.00	29,253,227.00
Payments			
Tuition	6	1,074,361.00	1,420,939.00
Operations	7	5,285,948.00	10,122,998.00
Infrastructure	8	3,867,779.00	0.00
Boarding and school fund	9	25,302,741.00	19,093,761.00
Total Payments		35,530,829.00	31,186,765.00
Surplus/Deficit		(4,300,330.00)	(1,933,538.00)

The school financial statements were approved on 19/8/2024 2024 and signed by:



Name: VENOLE NTOIKA
Chair BOM

Date: 21/8/2024




Name: STEPHEN OCHIENG
School Principal/ Secretary to BOM

Date: 19/8/2024



Name: JOASH MUTUGI MIRIT
Bursar/ Finance Officer

Date: 19/8/2024



7. Statement of Assets and Liabilities As At 30th June 2023

Description	Note	2022-2023	2021-2022
		Kshs	Kshs
Financial Assets			
Cash and cash equivalents			
Bank balances	10	207,844.00	1,587,728.00
Cash balances	11	115.00	44,171.00
Total cash and cash equivalent		207,959.00	1,631,899.00
Account's receivables	12	4,264,563.00	3,424,823.00
Total financial assets		4,472,522.00	5,056,722.00
Financial liabilities			
Accounts payables	13	7,888,734.00	4,172,604.00
Net financial assets		(3,416,212.00)	884,118.00
Represented by			
Accumulated fund b/fwd	14	884,118.00	2,817,656.00
Surplus/deficit for the year		(4,300,330.00)	(1,933,538.00)
Net financial position		(3,416,212.00)	884,118.00

The school's financial statements were approved on 19/8 2024 and signed by:




Name: VEN-OLE NJORIKA
Chair BOM

Date: 21/8/2024



Name: STEPHEN OJOK
School Principal/ Secretary to BOM

Date: 19/8/2024



Name: JOSEPH MUTUGI MIRITI
Bursar/ Finance Officer

Date: 19/8/2024



8. Statement of Cash Flows for the Year Ended 30th June 2023

Description	Note	FY2022-2023	FY2021-2022
		Kshs	Kshs
Cash from Operating Activities			
Receipts			
Government grants for tuition	1	1,271,159.00	1,456,904.00
Government grants for operations	2	5,734,369.00	9,721,439.00
Government grants for infrastructure	3	2,341,000.00	0.00
School fund income- parents contributions/ fees	4	21,859,771.00	18,033,184.00
Other income	5	24,200.00	41,700.00
Total receipts		31,230,499.00	29,253,227.00
Payments			
Cash outflows for tuition	6	1,074,361.00	1,420,939.00
Cash outflows for operations	7	5,285,948.00	10,122,998.00
Government grants for infrastructure	8	3,867,779.00	0.00
Cash outflows Boarding/lunch and school fund payments	9	25,302,741.00	19,093,761.00
Total payments		35,530,829.00	31,186,765.00
Net cash inflow/outflow from operating activities		(4,300,330.00)	(1,933,538.00)
Adjustments			
Increase /(Decrease) in Accounts receivables		(839,740.00)	(458,820.00)
(Increase)/Decrease in Accounts Payables		3,716,130.00	1,239,270.00
Cash flow from investing activities			
Acquisition of assets			
Proceeds from sale of Assets			
Net cash inflow/outflows from investing activities			
Cash flow from Financing activities			
Proceeds from borrowings/ loans			
Net cash inflow/outflow from financing activities			
Net increase/decrease in cash and cash equivalents		(1,423,940.00)	(1,153,088.00)
Cash and cash equivalent at beginning of the FY 2023		1,631,899.00	2,784,987.00
Cash and cash equivalent at end of the FY 2023		207,959.00	1,631,899.00

The school's financial statements were approved on 19/8 2024 and signed by:



Name: VEN. Dk. NJORIKA

Chair BOM

Date: 21/8/2024



Name: STEPHEN OCUKU LELEKEN
School Principal/ Secretary to
BOM

BOM

Date: 19/8/2024



Name: JASH MUTUGI MIRITI

Bursar/ Finance Officer

Date: 19/8/2024



9. Statement Of Budgeted Versus Actual Amounts for The Year Ended 30th June 2023

Receipt/Expenses Item	Original Budget	Adjustments	Final Budget	Actual On Comparable Basis	% Of Utilization
	a	b	c=a+b	d	e=d/c %
	Kshs	Kshs	Kshs	Kshs	Kshs
Receipts					
(1) Capitation Grant on Tuition					
Reference Materials	100,000.00	0.00	100,000.00	0.00	0%
Exercise Books	749,120.00	0.00	749,120.00	0.00	0%
Laboratory Equipment	550,000.00	0.00	550,000.00	0.00	0%
Internal Exams	280,000.00	0.00	280,000.00	0.00	0%
Teaching / Learning Materials	30,000.00	0.00	30,000.00	1,456,904.00	1.30%
Exams And Assessment	280,000.00	0.00	280,000.00	0.00	0%
Total					
(2) Capitation Grant on Operations					
Personnel Emoluments	800,000.00	0.00	800,000.00	1,611,100.00	201.38%
Repairs And Maintenance	1,904,000.00	0.00	1,904,000.00	1,881,000.00	98.79%
Local Transport / Travelling	500,000.00	0.00	500,000.00	590,470.00	98.12%
Electricity And Water	580,000.00	0.00	580,000.00	490,600.00	96.08%
Medical/Insurance	100,000.00	0.00	100,000.00	92,100.00	92.1%
Administration Costs	1,600,000.00	0.00	1,600,000.00	739,065.00	46.19%
Activity	350,000.00	0.00	350,000.00	266,100.00	76.04%
Gratuity	0.00	0.00	0.00	0.00	0%
Total		0.00			x
3) FDSE for infrastructure					
Maintenance & Improvement MoE	2,400,000.00	0.00	2,400,000	2,341,000.00	97.54%
M&I parents' contribution	1,200,000.00	0.00	1,200,000.00	1,129,061.00	94.01%
Economic Stimulus Programs	0.00	0.00	0.00	0.00	0%

Isinya Boys Secondary school

Annual Report and Financial Statements For the year ended 30th June 2023

Transition Infrastructure Grants	0.00	0.00	0.00	0.00	0%
Administration Block	0.00	0.00	0.00	0.00	0%
Total					
(4) Fees Charged on Parents					
Personnel Emoluments	3,296,000.00	0.00	3,296,000.00	3,273,956.00	99.33%
Repairs And Maintenance	1,200,000.00	0.00	1,200,000.00	1,129,061.00	94.0%
Local Transport / Travelling	1,100,000.00	0.00	1,100,000.00	1,055,491.00	95.59%
Electricity And Water	1,200,000.00	0.00	1,200,000.00	1,076,961.00	89.97%
Medical	0.00	0.00	0.00	0.00	0%
Administration Costs	1,100,000.00	0.00	1,100,000.00	1,077,495.00	97.99%
Activity	200,000.00	0.00	200,000.00	181,530.00	90.57%
SMASSE	0.00	0.00	0.00	0.00	0%
Fee On Boarding Equipment and Stores	11,438,400.00	0.00	11,438,400.00	11,395,758.00	99.57%
5) Miscellenous Income					
Loans / Borrowing	0.00	0.00	0.00	0.00	0.00%
Rent income	0.00	0.00	0.00	0.00	0.00%
Income From Farming Activities	0.00	0.00	0.00	0.00	0.00%
Insurance Compensation	0.00	0.00	0.00	0.00	0.00%
Income From Posho Mill	0.00	0.00	0.00	0.00	0.00%
Income From Bus Hire	0.00	0.00	0.00	0.00	0.00%
Fee For Hire of Ground and Equipment	0.00	0.00	0.00	0.00	0.00%
Interest Income	0.00	0.00	0.00	0.00	0.00%
Income From Any Other Investment	0.00	0.00	0.00	0.00	0.00%
Total Income	30,957,520.00		30,957,520.00	29,787,652.00	
(6) Expenditure For Tuition					
Textbooks	0.00	0.00	0.00	0.00	0.00%
Reference Materials	100,000.00	0.00	100,000	0.00	0.00%
Exercise Books	749,120.00	0.00	749,120.00	267,300.00	133.39%
Laboratory Equipment	550,000.00	0.00	550,000.00	529,615.00	167.20%
Internal Exams	280,000.00	0.00	280,000.00	250,070.00	89.28%
Teaching / Learning Materials	30,000.00	0.00	30,000.00	22,756.00	85.85%

Isinya Boys Secondary school

Annual Report and Financial Statements For the year ended 30th June 2023

Teachers Guides	0.00	0.00	0.00	0.00	0.00%
Exams And Assessment	280,000.00		280,000.00	0.00	0.00%
Administration Costs	0.00	0.00	0.00	0.00	0.00%
Bank Charges	1,620.00	0.00	1,620.00	1,620.00	100%
Total					
(7) Expenditure For Operations					
Personnel Emoluments	800,000.00	0.00	800,000.00	739,538.00	92.44%
Repairs, Maintenance & Improvements	2,100,000.00	0.00	2,100,000	1,881,000.00	89.57%
Local Transport / Travelling	90,000.00	0.00	90,000.00	80,900.00	89.88%
Electricity, Water and Conservancy	580,000.00	0.00	580,000.00	553,377.00	95.41%
Medical/Insurance	100,000.00	0.00	100,000.00	0.00	0.00%
Administration Costs	1,600,000.00	0.00	1,600,000.00	1,551,159.00	118.82%
Activity Expenses	350,000.00	0.00	350,000.00	323,842.00	92.52%
Nhif	25,900.00	0.00	25,900.00	25,900.00	100%
Nssf	71,238.00	0.00	71,238.00	71,238.00	100%
Gratuity	0.00	0.00	0.00	0.00	0.00%
SMASSE	0.00	0.00	0.00	0.00	0.00%
Total					
(8) Expenditure For infrastructure					
Construction of classrooms	3,600,000.00	0.00	3,600,000.00	3,099,490.00	67.12%
Construction of LAB	0.00	0.00	0.00	0.00	0.00%
Construction of DORMS	0.00	0.00	0.00	0.00	0.00%
Purchase of furniture	0.00	0.00	0.00	0.00	0.00%
Purchase of equipment	0.00	0.00	0.00	0.00	0.00%
Purchase of machinery	0.00	0.00	0.00	0.00	0.00%
Total					
(9) Expenditure For school fund/lunch/boarding					
Personnel Emoluments	3,296,000.00	0.00	3,296,000.00	1,924,064.00	58.37%
Repairs, Maintenance and Improvements	1,200,000.00	0.00	1,200,000.00	1,401,045.00	117.00%
Local Transport / Travelling	1,100,000.00	0.00	1,100,000.00	58,300.00	7.99%
Electricity, Water and	1,440,000.00	0.00	1,440,000.00	1,150,801.00	79.92%

*Isinya Boys Secondary school***Annual Report and Financial Statements For the year ended 30th June 2023**

Conservancy					
Medical Expenses	22,100.00	0.00	22,100.00	22,100.00	100%
Administration Costs	709,748.00	0.00	709,748.00	1,875,546.00	264.25%
Activity	240,000.00	0.00	240,000.00	898,140.00	374.23%
Gratuity	0.00	0.00	0.00	0.00	0%
Boarding Equipment and Stores	11,438,400.00	0.00	11,438,400.00	15,452,855.00	135.09%
Expenditure For Income Generating Activity	0.00	0.00	0.00	0.00	0%
Nhif	37,200.00	0.00	37,200.00	37,200.00	100%
Nssf	156,294.00	0.00	156,294.00	156,294.00	100%
Kudhehia Workers	9,900.00	0.00	9,900.00	9,900.00	100%
Bank Charges	0.00	0.00	0.00	0.00	0%
Loan Interest Repayment	0.00	0.00	0.00	0.00	0%
Loan Principal Repayment	0.00	0.00	0.00	0.00	0%
Acquisition Of Assets	0.00	0.00	0.00	0.00	0%
Totals	30,957,520.00	0.00	30,957,520.00	32,384,050.00	

- i)Vote heads with income 0% utilization were amounts of capitations we expected to receive from GOK but we did not due to policy change by MOE*
- ii. Vote heads with income above100% utilization were due to high costs of goods& services during the period.*
- iii. Therefore we utilized more 100% in most of our votes heads expenditure due to factors outlined in note i and ii above.*

10. Significant Accounting Policies

The principal accounting policies adopted in the preparation of these financial statements are set out below:

1. Statement of compliance and basis of preparation

The financial statements have been prepared in accordance with and comply with International Public Sector Accounting Standards (IPSAS) with particular emphasis on Cash Basis Financial Reporting under the Cash Basis of Accounting and applicable government legislations and regulations. The financial statements comply with and conform to the form of presentation prescribed by the Public Sector Accounting Standards Board of Kenya.

This cash basis of accounting has been supplemented with accounting for; a) receivables that include school fees from parents, imprest, salary advances and other receivables and b) payables that include deposits and retentions and payables from operations.

The financial statements are presented in Kenya Shillings, which is the functional and reporting currency of the *school*, and all values are rounded to the nearest Kenya Shilling (Kshs). The accounting policies adopted have been consistently applied to all the years presented.

2. Recognition of receipts and payments

The *school* recognises all receipts from the various sources when the event occurs, and the related cash has actually been received by the *school*. In addition, the *school* recognises all expenses when the event occurs, and the related cash has actually been paid out by the *school*. Income arising from school fees is recognised when the event occurs whether cash is received or not. Expenditure arising from operations is recognised when the event occurs irrespective of receipt of cash.

3. In-kind contributions

In-kind contributions are donations that are made to the *school* in the form of actual goods and/or services rather than in money or cash terms. These donations may include vehicles, equipment or personnel services. Where the financial value received for in-kind contributions can be reliably determined, the *school* includes such value in the statement of receipts and payments both as a receipt and as a payment in equal and opposite amounts; otherwise, the contribution is not recorded.

4. Cash and cash equivalents

Cash and cash equivalents comprise cash on hand and cash at bank, short-term deposits on call and highly liquid investments with an original maturity of three months or less, which are readily convertible to known amounts of cash and are subject to insignificant risk of changes in value. Bank account balances include amounts held at various financial institutions at the end of the financial year.

5. Accounts Receivable

For the purposes of these financial statements, imprests and advances to authorised public officers and/or institutions which were not surrendered or accounted for at the end of the financial year are treated as receivables. Accounts receivables also include school fees billed to parents for services rendered but not paid. This is an enhancement to the cash accounting policy. Other accounts receivables are disclosed in the financial statements.

6. Accounts Payable

For the purposes of these financial statements, deposits and retentions held on behalf of third parties have been recognized as accounts payables. This is in recognition of the government practice of retaining a portion of contracted services and works pending fulfilment of obligations by the contractor and to hold deposits on behalf of third parties. Payables also include expenditure incurred for the purchase of goods, works and services that has been rendered and not settled. This is an enhancement to the cash accounting policy adopted for public secondary schools. Other liabilities are disclosed in the financial statements.

7. Non-current assets

Non-current assets are expensed at the time of acquisition while disposal proceeds are recognized as receipts at the time of disposal. However, the acquisitions and disposals are reflected in the school fixed asset register a summary of which is provided as a memorandum to these financial statements.

8. Budget

The budget is developed on the same accounting basis (cash basis), the same accounts classification basis, and for the same period as the financial statements. The *school's* budget was approved by the School Board of Management. A comparison of the actual performance against the comparable budget for the financial year under review has been included in the financial statements.

9. Comparative figures

Where necessary comparative figures for the previous financial year have been amended or reconfigured to conform to the required changes in presentation.

10. Subsequent events

There have been no events subsequent to the financial year end with a significant impact on the financial statements for the year ended 30th June 2023

11. Notes To The Financial Statements

1 Government Grants for Tuition

Description	FY2022-2023	FY2021-2022
	Kshs	Kshs
Teaching / Learning Materials	1,271,159.00	1,456,904.00
Total	1,271,159.00	1,456,904.00

2 Government Grants for Operations

Description	2022/2023	2021/2022
	Kshs	Kshs
Personnel Emoluments	1,611,101.00	1,761,257.00
Repairs And Maintenance	1,881,000.00	2,376,090.00
Local Transport / Travelling	490,600.00	590,470.00
Electricity And Water	557,264.00	749,791.00
Medical	92,100.00	0.00
Administration Costs	739,066.00	980,171.00
Activity	266,100.00	0.00
Infrasrtucture.	0.00	3,159,500.00
Nhif	25,900.00	28,800.00
Nssf	71,238.00	75,360.00
Total	5,734,369.00	9,721,439.00

Notes to the Financial Statements (continued)

3 Government Grants for infrastructure

Description	2022-2023	2021-2022
	Kshs	Kshs
Maintenance & Improvement	2,341,000.00	0.000
Total	2,341,000.00	0.00

4 School Fund Income - Parents Contribution/Fees

Description	2022-2023	2021-2022
	Kshs	Kshs
Personnel emoluments	3,273,956.00	2,624,433.00
Repairs and maintenance	1,129,061.00	851,648.00
Local transport / travelling	1,055,491.00	877,264.00
Electricity and water	1,076,961.00	883,956.00
Administration costs	1,077,495.00	876,065.00
Activity	181,530.00	210,487.00
Fee on Boarding Equipment and stores	13,861,883.00	11,386,404.00
Caution	0.00	104,271.00
Nhif	37,200.00	21,100.00
Nssf	156,294.00	188,106.00
Kudheiha Workers	9,900.00	9,450.00
Total	21,859,771.00	18,033,184.00

Notes to the Financial Statements (continued)

5 Miscellaneous Incomes

Description	2022-2023	2021-2022
	Kshs	Kshs
<i>Parents welfare</i>	24,200.00	41,700.00
Total	24,200.00	41,700.00

6 Tuition

Description	2022-2023	2021-2022
	Kshs	Kshs
Laboratory Equipment	529,615.00	713,869.00
Exercise Books	267,300.00	620,260.00
Teaching / Learning Materials	25,756.00	22,950.00
Internal Exams	250,070.00	62,300.00
Bank Charges	1,620.00	1,560.00
Total	1,074,361.00	1,420,939.00

Notes to the Financial Statements (continued)

7 Operations

Description	2022-2023	2021-2022
	Kshs	Kshs
Personnel Emoluments	739,538.00	780,160.00
Administration Cost	1,551,159.00	2,408,292.00
Repairs And Maintenance & Improvements	59,155.00	0.00
Local Transport / Travelling	80,900.00	88,800.00
Electricity And Water	553,216.00	882,893.00
Activity Expenses	323,842.00	201,780.00
Maintenance&Improvement	1,881,000.00	2,416,000.00
Infrastructure	0.00	3,237,600.00
Bank charges	0.00	3,313.00
Nhif	25,900.00	28,800.00
Nssf	71,238.00	75,360.00
Total	5,285,948.00	10,122,998.00

8 Infrastructure

Description	FY2022-2023	FY2021-2022
	Kshs	Kshs
Construction of classrooms	2,416,524.00	0.00
Others -Bank charges	1,680.00	0.00
NG-CDF	1,449,575.00	0.00
Total	3,867,779.00	0.00

Notes to the Financial Statements (continued)

9 Boarding And School Fund

Description	FY2022-2023	FY2021-2022
	Kshs	Kshs
Personnel Emoluments	1,924,064.00	2,382,516.00
Repairs And Maintenance & Improvements	1,401,045.00	3,181,475.00
Local Transport / Travelling	58,300.00	40,200.00
Electricity And Water	1,150,801.00	962,197.00
Medical Expenses	22,100.00	3,900.00
Administration Costs	1,875,546.00	1,321,291.00
Bank Charges	270.00	120.00
Fee On Boarding Equipment and Stores	17,720,581.00	10,782,725.00
Activity Expenses	898,140.00	0.00
Nhif	37,200.00	21,100.00
Nssf	156,294.00	188,106.00
Kudheiha Workers	9,900.00	9,450.00
Others –Parents welfare	48,500.00	13,020.00
Others –NG-CDF	0.00	549,067.00
Total	25,302,741.00	19,642,828.00

Notes to the Financial Statements (continued)

10 Bank Accounts

Account Name & Currency	Status	Bank Account Number	FY2022-2023	FY2021-2022
	Active/Dormant		Kshs	Kshs
Tuition Account	Active	0860299236604	44,971.00	33,403.00
Operations Account	Active	0860299236595	139,952.00	21,032.00
School Fund Account/Boarding	Active	0860262307164	701.00	3,414.00
Infrastructural Account	Active	0860275178478	3,570.00	45,584.00
CDf Account	Active	0700263655427	4,168.00	1,453,743.00
Parents welfare Account	Active	0860275958761	14,482.00	30,552.00
Total			207,844.00	1,587,728.00

11 Cash In Hand

Description	FY-2022-2023	FY-2021-2022
	Kshs	Kshs
Notes and Coins	115.00	44,171.00
Total	115.00	44,171.00

12.a Accounts Receivable

Description	FY2022-2023	FY2021-2022
	Kshs	Kshs
Fees Arrears	4,264,563.00	3,424,823.00
Other Non-Fees Receivables		
Total	4,264,563.00	3,424,823.00

Notes to the Financial Statements (continued)

12 b Ageing Analysis of Accounts Receivable

Description	FY2022-2023		FY 2021-2022	
	Kshs		Kshs	
	FY2022-2023	% of the total	FY2021-2022	% of the total
Less than 1 year	1,560,880.00	36.60%	1,122,724.00	32.78%
Between 1- 2 years	1,122,724.00	26.33%	849,804.00	24.81%
Between 2-3 years	849,804.00	19.93%	1,146,053.00	33.46%
Over 3 years	731,155.00	17.14%	306,242.00	8.94%
Total (should tie to note 13 a)	4,264,563.00	100%	3,424,823.00	100%

13.a Accounts Payable

Description	FY-2022-2023	FY2021-2022
	Kshs	Kshs
Trade Creditors (See Ageing Below and Appendix 1)	6,958,863.00	3,139,225.00
Prepaid Fees	709,800.00	813,308.00
Retention Monies	0.00	0.00
Unpaid salaries and statutory deductions	0.00	0.00
Caution money	220,071.00	220,071.00
Total	7,888,734.00	4,172,604.00

13b. Ageing Analysis of Accounts Payable

Description	2022-2023		2021-2022	
	Kshs		Kshs	
	2022-2023	% of the total	2021-2022	% of the total
Less than 1 year	5,846,711.00	84.01%	1,820,953.00	58.01%
Between 1- 2 years	1,112,152.00	15.98%	0.00	0.00%
Between 2-3 years	0.00	0.00%	691,975.00	22.04%
Over 3 years	0.00	0.00%	626,297.00	19.95%
	6,958,863.00	100%	3,139,225.00	100%

Notes to the Financial Statements (continued)

14. Fund Balance Brought Forward

Description	2022-2023	2021-2022
	Kshs	Kshs
Bank Balances	1,587,728.00	2,573,049.00
Cash Balances	44,171.00	211,938.00
Short Term Investments		0.00
Receivables	3,424,823.00	2,966,003.00
Payables	(4,172,604.00)	(2,933,334.00)
Total	884,118.00	2,817,656.00

Other important disclosure notes

IPSAS Cash Standard encourages an entity to disclose accrual related information in relation to an entity's assets and liabilities. The notes outlined below are disclosure notes in relation to the school's non- financial assets and liabilities.

15 Biological assets

Description	Numbers	FY-2022-2023	FY-2021-2022
		Kshs	Kshs
Trees	443	443,000.00	343,000
Total		443,000.00	343,000.00

16 Stock/ Inventory

Description	FY-2022-2023	FY-2021-2022
	Kshs	Kshs
Food stuffs	427,683.00	139,360.00
Lab consumables	230,500.00	0.00
Construction Materials	150,000.00	0.00
Others(General stationary)	153,365.00	99,120.00
Total	961,548.00	238,480.00

Food stuffs

	Item	Balance B/f As At 01/07/2022	Total (Kshs)	Receipts	Total (Kshs)	Issues	Total (Kshs)	Closing Balance As At 30/06/2023	Total Amount (Kshs)
			702,000						
1	Maize	7	45,500	156	151	679,500	12	78,000.00	
2	Beans	4	56,000	98	95	1,330,000	7	98,000.00	
3	Rice	5	27,500	215	212	1,166,000	8	44,000.00	
4	Sugar	4	28,000	103	104	728,000	3	21,000.00	
5	Cooking Oil	1	2,800	12	12	33,600	1	5,200.00	

Isinya Boys Secondary school

Annual Report and Financial Statements For the year ended 30th June 2023

6	Cooking Fat	4	10,400	127	330,200	111	288,600	20	138,000.00
7	Wheat Flour	1	200	14	2,800	14	2,800	1	2,600.00
8	Maize Flour	0	0	100	810,000	97	785,700	3	24,300.00
9	Tea Leaves	5	1,250	245	61,250	248	62,000	2	500.00
10	Steel Wool	1	1,800	5	9,000	5	9,000	1	1,800.00
11	Salt	1	140	45	6,300	39	5,460	7	783.00
12	Scrubbers	0	0	0	0	0	0	0	0.00
13	Soap detergent	80	18,000	600	135,000	620	139,500	60	13,500.00
	TOTAL		191,590		5,365,650.00		5,230,160.00		427,683.00

Lab consumables.

	Item	Balance B/f As At 01/07/2022	Receipts	Issues	Closing Balance As At 30/06/2023	Total(Kshs)
1	Ammonium chloride	800gms	500gms	200gms	1000 gms	2,198
2	Ammonium Nitrate	600gms	500gms	300gms	800gms	2,100
3	Ammonium Sulphate	0	500gms	100gms	400gms	1,990
4	Ammonium Furors sulphate	400gms	500gms	100gms	800gms	1,400
5	Aluminum sulphate	200gms	500gms	100gms	600gms	2,200
6	Aluminum Nitrate	0	500gms	100gms	400gms	840
7	Barium hydroxide	700gms	0	0	700gms	1,200
8	Barium Nitrates	600gms	1000gms	300gms	1300gms	2,140
9	Calcium carbonate	100gms	500gms	200gms	400 gms	820
10	Calcium hydroxide	200gms	0	0	200gms	400
11	Calcium oxide	400gms	250gms	150gms	500gms	650
12	Calcium hydrogen carbonate	1000gms	0	0	1000gms	2,600
13	Calcium hypo chloride	500gms	0	0	500gms	800
14	Calcium chloride	700gms	500gms	700gms	500gms	2,500
15	Calcium carbide	500gms	0	0	500gms	560
16	Calcium Nitrate	200gms	500gms	300gms	400gms	450

Annual Report and Financial Statements For the year ended 30th June 2023

17	Calcium metal	50gms	500gms	460gms	90gms	2,180
18	Copper metal powder	800gms	1000gms	1300gms	500gms	750
19	Copper II nitrate	1200gms	500gms	700gms	1000gms	2,610
20	Copper II chloride	700gms	500gms	600gms	600gms	3,200
21	Copper II sulphate	200gms	500gms	519gms	181gms	5,200
22	Lead nitrate	500gms	1000gms	700gms	800gms	2,200
23	Lead II Carbonate	400gms	0	0	400gms	2,100
24	Lead II bromide	400gms			400gms	2,500
25	Lead iodide	150gms	500gms	500gms	150gms	450
26	Lead monoxide	500gms	0	0	500gms	2,400
27	Magnesium powder	100gms	500gms	470gms	130gms	910
28	Magnesium carbonate	75gms	250gms	300gms	25gms	860
29	Magnesium sulphate	100gms	0	0	100gms	1,420
30	Maganese iv oxide	400gms	1000gms	500gms	900gms	897
31	Magnesium chloride	500gms	0	0	500gms	655
32	Sodium hydrogen carbonate	800gms	1000gms	300gms	1,500gms	2600
33	Sodium Citrate	1,500gms	0	0	1,500gms	2,750
34	Sodium chloride	1,000gms	0	0	1,000gms	2,400
35	Sodium nitrate	700gms	1000gms	800gms	900gms	2,100
36	Sodium nitrite	900gms	1000gms	1,100gms	800gms	2,000
37	Sodium sulphate	800gms	1000gms	200gms	1,600gms	2,800
38	Sodium sulphite	300gms	0	0l	300gms	700
39	Sodium carbonate(decahydrate)	400gms	0	0	400gms	2,800
40	Sodium carbonate(anhydrous)	800gms	0	0	800gms	1,520
41	Sodium hydroxide	4,000gms	0	660gms	3,340gms	3,450
42	Sodium acetate	400gms	0	0	400gms	3,200
43	Sodium Ethanoate	100gms	500gms	200gms	400gms	550
44	Sodium peroxide	600gms	500gms	600gms	500gms	550
45	Sodium triosulphate	1000gms	0	0	1,000gms	2,100
46	Chlorine powder	500gms	0	0	500gms	500
47	Sulphur powder	700gms	500gms	700gms	500gms	2,510
48	Iron III nitrate	600gms	500gms	300gms	800gms	2,800
49	Iron III carbonate	700gms	500gms	400gms	800gms	1,600
50	Iron II sulphate	1000gms	500gms	480gms	1,020gms	2,100

51	Iron II sulphide	200gms	500gms	400gms	300gms	2,900
52	Iron III sulphate	100gms	500gms	200gms	400gms	3,200
53	Iron III chloride	300mgs	500gms	400gms	400gms	4,500
54	Iron meta powder	1200gms	500gms	756gms	944gms	540
55	Potassium dichromate	1500gms	500gms	1000gms	1,000gms	1,200
56	Potassium permanganate	2000gms	500gms	1500gms	1,000gms	2,400
57	Potassium chloride	600gms	500gms	700gms	400gms	2,100
58	Potassium persulphate	800gms	0	0	800gms	2,000
59	Potassium nitrate	200gms	500gms	600gms	100gms	2,800
60	Potassium iodide	800gms	500gms	600gms	700gms	1,700
61	Potassium carbonate	100gms	500gms	400gms	200gms	5,400
62	Potassium hydroxide	1000gms	500gms	300gms	800gms	520
63	Potassium bromide	0	500gms	250gms	250gms	3,450
64	Potassium chlorate	300gms	500gms	300gms	500gms	4,500
65	Zinc oxide	100mgs	500gms	200gms	400gm	1,550
66	Zinc carbonate	600gms	500gms	400gms	600gms	5,600
67	Zinc nitrate	800gms	500gms	600gms	700gms	2,100
68	Zinc sulphide	800gms	0	0	800gms	500
69	Zinc chloride	400gms	500gms	400gms	500gms	2,510
70	Zinc metal granules	500gms	500gms	700gms	300gms	6,200
71	Zinc metal powder	200gms	500gms	500gms	200gms	600
72	Zinc sulphate	700gms	500gms	700gms	500gms	2,100
73	Bromine water	0	10ltrs	8.5ltrs	1.5 ltrs	2,400
74	Benedict solution	0	5ltrs	3.8ltrs	1.2ltrs	2,100
75	Phenolphthalein indicator	0	1000m/s	500m/s	500m/s	2,000
76	Iodine solution	0	750m/s	500m/s	250m/s	2,800
77	Methyl orange solution	0	750m/s	600m/s	150m/s	700
78	Universal full range indicator	0	10ltrs	8ltrs	2ltrs	7,500
79	Lime water	0	20ltrs	19ltrs	1ltrs	520
80	Yeast	2500gms	1000gms	2500gms	1000gms	3,450
81	Lactose	200gms	1000gms	700gms	500gms	2,550
82	Glucose	0	1500gms	800gms	700gms	550
83	Citric acid	100gms	500gms	350gms	250gms	2,550
84	Starch powder	400gms	500gms	400gms	500gms	2,100

Isinya Boys Secondary school

Annual Report and Financial Statements For the year ended 30th June 2023

85	Lycopodium powder	50gms	0	0	50gms	5,200
86	pepsin	50gms	0	0	50gms	510
87	Iodine crystals	0	250gms	225gms	25gms	850
88	Methyl orange	2000m/s	1000m/s	1000m/s	2,000m/s	6,900
89	D.C.P.I.P	0	25gms	22.5gms	2.5gms	2,100
90	Hydrochloric acid	7000m/s	5000m/s	6000m/s	6,000m/s	2,000
91	Sulphuric acid	5ltr	10ltrs	12.5ltrs	2.5 ltrs	2,800
92	Ethanol	3ltrs	10ltrs	10.5ltrs	2.5ltrs	700
93	Ammonium solution	5ltrs	5lts	7.5ltrs	2.5ltrs	4,420
94	Nitric acid	4000m/s	2000m/s	1500m/s	4,500m/s	520
95	Acetic acid	0	5ltrs	2.5ltrs	2.5ltrs	3,450
96	Ethanoic acid	0	2500m/s	1500m/s	1,000ml	550
97	Glycerine	0	7ltrs	3.5ltrs	3.5 ltrs	5,500
98	Distilled water	0	800ltrs	440ltrs	360ltrs	730
99	Sucrose	0	1000gms	500gms	500gms	2,100
100	Ascorbic acid	100m/s	0	0	100m/s	2,500
101	Acetone	2.5ltrs	0	0	2.5ltrs	2,510
102	Methylated spirits	10ltrs	10ltrs	15ltrs	5ltrs	2,450
103	Litmus paper	20pkts	30pkts	40pkts	10 pkts	600
104	Maleic acid	700m/s	0	0	700m/s	2,100
105	Oxalic acid	400m/s	1000m/s	600m/s	800m/s	4,210
	Total					230,500.00

Construction Materials

	Item	Balance B/f As at 01/07/2022	Receipts	Issues	Closing Balance As At 30/06/2023	Total In (Kshs)
1	Cement	0	400 bags	150 bags	65 bags	52,000.00
2	Iron Bars	0	200 pcs	150 pcs	50 pcs	60,000.00
3	Sand	0	30 tonnes	15 tonnes	15 tonnes	15,000.00
4	Ballast	0	20 tonnes	13 tonnes	7 tonnes	13,640.00
5	Building Stones	0	850 pcs	750 pcs	130 pcs	9,360.00

Totals	150,000.00
---------------	-------------------

Others(General stationary)

	Item	Balance B/f As At 01/07/2022	Receipts	Issues	Closing Balance As At 30/06/2023	
1	Printing Papers	10	50	38	22	18,040.00
2	Biros	289	0	32	257	5,140.00
3	Counterbooks	21	20	19	22	9,900.00
4	Spring Files	0	100	41	59	4,720.00
5	Staple Pins	0	5	2	3	120.00
6	BoxFiles	10	10	10	10	2,500.00
7	Office Glue	2	5	0	7	840.00
8	White Outs	8	0	7	1	130.00
9	Rubbers	13	0	2	11	550.00
10	Manilla Papers	126	0	66	60	6,000.00
11	Cello Tapes Clear	20	30	24	26	780.00
12	Dusters	4	10	5	9	1,350.00
13	Pencils	14	0	3	11	550.00
14	Rulers	3	0	2	1	80.00
15	Marsking Tape	13	20	13	20	1,000.00
16	Ruled Papers	10	10	7	13	10,400.00
17	Visitors Book	2	3	1	4	1,200.00
18	Marker Pens	0	50	25	25	6,250.00
19	White Board Ink	40	24	36	28	8,400.00
20	White Board Markers	60	24	42	42	12,600.00
17	Toner Cartilages	10	27	21	16	40,000.00

Isinya Boys Secondary school


Annual Report and Financial Statements For the year ended 30th June 2023

18	Graph Papers	2	5	5	2	1,600.00
19	Chalk	10	60	1	69	
20	Consumable Stores Ledger	13	5	9	9	2,250.00
21	Permanent Stores Ledger	7	0	0	7	1,750.00
22	Paper Punch	6	0	2	4	1,000.00
23	Class Register	5	20	15	10	800.00
24	Pin Remover	0	5	1	4	280.00
25	Mark Books	36	0	12	24	13,200.00
26	Stappler-210	6	0	5	1	550.00
27	Document Basket Tray	1	0	0	1	750.00
28	Stamped Ink	8	0	6	2	260.00
29	Paper Clips	7	5	2	7	245.00
30	Office Pins	6	0	4	2	130.00
	Total					153,365.00

17 Progress On Follow Up Of Auditor Recommendations

The following is the summary of issues raised by the external auditor, and management comments that were provided to the auditor.

Ref No.	Issue / Observations from Auditor	Management comments	Status: (Resolved / Not Resolved)	Timeframe: (Put a date when you expect the issue to be resolved)


19/8/2024.

Sign and Date
Principal



12. Annexes

Annex I - Analysis of Pending Accounts Payable

Supplier Of Goods Or Services	Original Amount	Date Contracted	Amount Paid To-Date	Outstanding Balance Current - 2022/23	Outstanding Balance Comparative -2021/22	Comments
	A	b	C	d=a-c		
	Kshs	Kshs	Kshs	Kshs	Kshs	
Construction Of Buildings						
1. Mololine Timber Ltd	942,516.00	30/6/2023	0.00	942,516.00	0.00	
2. Kitengela Multiple Hard ware	181,140.00	30/6/2023	0.00	181,140.00	0.00	
3.						
Sub-Total	1,123,656.00			1,123,656.00		
Supply Of Goods						
1.Faraja Poshomill	1,392,000.00	30/6/2023	0.00	1,392,000.00	0.00	
2.Mamaai Innovators Ltd	864,720.00	30/6/2023	0.00	864,720.00	0.00	
3.Isinya Teachers welfare	471,075.00	30/6/2023	0.00	471,075.00	0.00	
4.Narresho Stores	20,710.00	30/6/2023	0.00	20,710.00	0.00	
5.Lempiris&Tamara Venture	86,430.00	30/6/2023	0.00	86,430.00	0.00	
6.Naasisho Choma Zone	179,000.00	30/6/2023	0.00	179,000.00	0.00	
7.Nancy Cherotich	41,850.00	30/6/2023	0.00	41,850.00	0.00	
8.Sophie N.Machoka	82,250.00	30/6/2023	0.00	82,250.00	0.00	

Annual Report and Financial Statements For the year ended 30th June 2023

Supplier Of Goods Or Services	Original Amount	Date Contracted	Amount Paid To-Date	Outstanding Balance Current - 2022/23	Outstanding Balance Comparative -2021/22	Comments
9.Eunice Kokilai	75,000.00	30/6/2023	0.00	75,000.00	0.00	
10. 10.Jeffans Pioneer Group Ltd	1,082,560.00	30/06/2023	0.00	1,082,560.00	0.00	
11.Maasai Rural Training Centre	26,000.00	30/06/2023	0.00	26,000.00	0.00	
12.Chada Lab Supplies	390,000.00	30/6/2023	0.00	390,000.00	0.00	
Sub-Total	4,711,595.00			4,711,595.00	0.00	
Grand Total	5,835,251.00			5,835,251.00	0.00	

Annex 2 – Summary of Fixed Assets Register

Asset Class	Historical Cost b/f (Kshs) 1st July 2023	Additions during the year (Kshs)	Disposals during the year (Kshs)	Historical Cost c/f (Kshs) 30th June 2023
Land	9,600,000.00	0.00	0.00	9,600,000.00
Buildings And Structures	28,700,000.00	2,000,000.00	0.00	30,700,000.00
Motor Vehicles	0.00	0.00	0.00	0.00
Office Equipment, Furniture And Fittings	5,811,500.00	0.00	0.00	5,811,000.00
Textbooks	0.00	0.00	0.00	0.00
ICT Equipment	615,000.00	0.00	0.00	615,000.00
Tools And Apparatus	12,050.00	0.00	0.00	12,050.00
Other Machinery And Equipment	228,500.00	0.00	0.00	228,000.00
Heritage And Cultural Assets	0.00	0.00	0.00	0.00
Intangible Assets- Soft Ware	90,000.00	0.00	0.00	90,000.00
Total	45,057,050.00	2,000,000.00	0.00	47,057,050.00