

Paper lead

1/4/2014


PARLIAMENT  
OF KENYA  
LIBRARY

Annual Report 2013

State of the Nation Address

His Excellency, Hon. William Ruto  
President of the Republic of Kenya

27th March 2014



His Excellency Hon. Uhuru Kenyatta, C.G.H.  
President and Commander-in-Chief of the Defence Forces  
of the Republic of Kenya



Annual Report to  
Parliament

on the

State of National Security

## TABLE OF CONTENTS

EXECUTIVE SUMMARY .....	vii
1.0 INTRODUCTION .....	1
2.0 CONTEXTUALISING NATIONAL SECURITY .....	2
3.0 MEASURES TAKEN TO ADDRESS THE SECURITY THREATS .....	3
3.1 Transnational Threats .....	3
3.2 Proliferation of Illicit Arms .....	4
3.3 Refugees .....	4
3.4 Regional Peace Initiatives .....	5
3.5 Resource-Based Conflicts .....	6
3.6 Tackling Violent Crimes .....	7
3.7 Anti-Poaching Measures .....	8
3.8 Combating Cyber Crimes .....	9
3.9 Implementation of the Rapid Results Initiative (RRI) .....	9
3.10 Security Sector Reforms .....	10
3.11 Food Security .....	10
3.13 Road Safety .....	11
3.14 Disaster Preparedness .....	11
4.0 COORDINATION OF NATIONAL GOVERNMENT .....	13
5.0 CHALLENGES FACED IN ADDRESSING SECURITY THREATS .....	14
5.1 High Rate of Youth Unemployment .....	14
5.2 Financial Limitations .....	14
5.3 Breakdown of the Social Fabric .....	14
5.4 Weak Coordination .....	15
6.0 CONCLUSION .....	16
ANNEXTURE .....	17
ANNEX A .....	17
ANNEX B .....	56
ANNEX C .....	65

ANNEX D .....	73
ANNEX E.....	76

## EXECUTIVE SUMMARY

This report is issued pursuant to the Article 240 (7) of the Constitution and Section 16 of the National Security Council Act (2012) to apprise Parliament on the State of Security in the country over the last one year. During the period under review, the country has faced a number of challenges that posed a significant security threat to the well-being of the nation.

The threats to national security can be evaluated from the national, regional and global levels. Key among the threats included continuous perpetration of terrorist attacks, and kidnapping by the Al-Shabaab militia that culminated in the deployment of the Kenya Defence Forces (KDF) in Somalia to protect our sovereignty, territorial integrity and safeguard our national interest. This marked a new phase in the war on terrorism and has led to the liberation and continuing pacification of large areas previously controlled by the Al-Shabaab.

Other major threats which continue to occupy our security agencies are radicalization of Kenyan youths into violent extremism, resource-based conflicts among pastoralist communities, poaching of wildlife, violent crimes, trafficking of human, drugs and contra-band, organised criminal gangs, proliferation of illicit arms, cyber-crimes, natural and man-made disasters, road accidents, environmental vulnerabilities, and the influx of refugees.

In addressing these security challenges, the Government has undertaken a number of measures. These measures include strategies on: counter-terrorism, cyber security, counter radicalisation, road safety, the 100 days Rapid Result Initiative on the fight against crime, food security, and eradication of corruption. In addition, the government has fast-tracked the police reforms, including improving the capacity and welfare of officers, restructuring of the former provincial administration, and created a multi-agency special unit to combat poaching and trafficking.

Other measures undertaken by the Government are the introduction of the *Nyumba Kumi* initiative, the creation of a multi-agency national disaster response unit, establishment of a modern National Command and Control Centre, as well as a forensic laboratory. Furthermore, the Government has undertaken measures to enhance regional security initiatives, including commencing work towards the repatriation of refugees, undertaking cross-border disarmament programmes, and revised the firearms act to enhance deterrence. Combined, these efforts have yielded a reduction of 8% in crimes, compared to the year 2012.

In spite of these positive efforts, the country is faced with a number of challenges that impact on the delivery of national security. These include a

high prevalence of youth unemployment and poverty, a steady erosion of the social fabric and values, inadequate resource allocation relative to the threat levels and the desired modernisation of the security agencies, socio-economic challenges as well as weak legislation. Notable also is the pervasive instability in neighbouring countries, which results in the movement of small arms and light weapons, as well as human displacement in the form of refugees into the country.

In view of the above, there is, therefore, need for enhanced synergy between all arms of Government, in particular the criminal justice system, and other actors, including leaders, and the citizens to work together towards the achievement of a safe and secure environment that will facilitate socio-economic and political development, as envisioned in Kenya Vision 2030.

## 1.0 INTRODUCTION

The Kenya Constitution 2010, Chapter 14, Article 238 (1), defines National Security as; “*the protection against internal and external threats to Kenya’s territorial integrity and sovereignty, its people, their rights, freedoms, property, peace, stability and prosperity and other national interests*”. In this context, therefore, National Security encompasses social, economic, cultural and political well-being of the nation and individual citizens.

Under Article 240 (7) of the Constitution, and the National Security Act, 2012, Section 16, the National Security Council is obliged to give an Annual Report to Parliament on the State of Security in Kenya. This report, therefore, highlights security threats that the country faced over the last one year, outlines the measures the Government undertook to address the threats and elaborates on the challenges the government is facing in countering these threats. The Report also recommends measures aimed at addressing the challenges on a sustainable basis.

Section I of the report covers the current security threats and addresses national, regional and international threats as well as their implications to National Security. Measures taken to address them and achievements made are contained in Section II of the Report. Section III addresses the challenges that are faced by the Government in mitigating the threats, while Section IV dwells on recommendations to combat the threats. Section V concludes by highlighting the way forward in realizing a secure and prosperous country.

## 2.0 CONTEXTUALISING NATIONAL SECURITY

Today the world is facing complex, interlocking security challenges that transcend national, regional and international environments. These challenges delay and hinder the full realisation of aspirations to attain state and human security across the world. Kenya is no exception to this reality. During the year under review, Kenya faced a number of security threats emanating from both international and local scenes.

At the national level, the country faced major threats that included resource-based conflicts, organized criminal gangs, and violent crimes. At the regional and International level, the country also faced major threats that included terrorism and radicalization, poaching, drug and human trafficking, and cyber-crime.

Kenya is located in one of the world's most fragile regions. In the recent past, some of our neighbouring countries have experienced serious security and political challenges that have impacted negatively on our national security. To mitigate these threats, the Government has undertaken a range of initiatives that include, revamping and reforming of the security sector, enhancing public participation in the provision of security, and cooperation with regional and international partners to pursue peace and security beyond our borders.

As envisaged in Vision 2030, and elaborated in the Medium Term Plan, the Government has laid a firm foundation for an enabling environment to transform Kenya into a medium income country, with a high standard of life, with guaranteed security that translates Kenya into an attractive destination for business investment and tourism.

### 3.0 MEASURES TAKEN TO ADDRESS THE SECURITY THREATS

#### 3.1 Transnational Threats

Kenya is faced with a number of transnational threats. Primary among this is international terrorism occasioned by the Al Shabaab and its links with Al Qaeda and its affiliates. While piracy has been contained by the efforts of Kenya Navy, it remains a threat to watch. In addition, many global criminal cartels have increasingly attempted to make Kenya a transit point for human and drug trafficking, including narcotics and psychotropic substances.

To address threats, the Government is enhancing the capacity of security agencies and partnering with other players to neutralize perpetrators and collaborators of these crimes and secure Kenya's national interest. The Government has also taken the war to the terrorists by deploying the Defence Forces to Somalia under the UN/AU mandated African Mission in Somalia (AMISOM). The entry of KDF into AMISOM was a game changer. So far, it has liberated more than eighteen towns including Kismayu which was a strategic supply point for the Al Shabaab. This has greatly degraded the capability of the Al Shabaab, and set the foundation for the next phase of operation.

Within the borders, the Government has taken firm counter-terrorism measures leading to the apprehension of 150 terrorist suspects whose cases are on-going. In addition, security agencies have foiled many terrorist attacks. In view of this, the Government commends the gallant security officers who continue to put their lives on the line to secure our beloved country.

The threat of terrorism is assuming a new dimension with the growing radicalization of youths within the country, creating a new face of terror. In this regard, the Government has taken firm measures to deal with proponents of violent extremism who are recruiting and indoctrinating youth into extremism. The Government has also launched a counter-radicalization strategy in collaboration with the local leaders, faith and community based organizations to sensitize the citizens and rehabilitate the affected youths.

In the war against drugs, the government has arrested and prosecuted 1087 cases, out of which 245 have been finalised. A number of drug dens were identified and raided, and 90 drug barons and traffickers arrested and prosecuted. 30 drug barons were also deported to their respective countries and the Government continues to monitor closely the activities of suspected local drug barons.

These arrests led to the seizure of large consignments of assorted drugs as follows;

## Drug Seizures for the Year 2013

Type of Drug	Quantity seized
Cocaine	18.534 kilograms
Heroin	74.310 kilograms, 1249 sachets
Methamphetamine	9.762 kilograms
Ephedrine	39.161 kilograms
Bhang	17,080.5 kilograms, 4538 rolls, 1,909 stones, 155 brooms and 40 plants

In the effort to reduce the consumption of illicit brews and the operation of unlicensed alcoholic businesses, the Government, through NACADA, took a number of stringent measures which resulted in the following achievements:

- 79 raids conducted in unlicensed drinking places and 455 people arrested and prosecuted and fined a total of KSh. 1,168,900;
- 178,401,235 litres of illicit brews were netted, 3,193 brewers were arrested, and 13,085 illicit brew drinkers also arrested;

In addition to this, the Government is investing more resources in rehabilitation of youths affected by the drug menace.

### 3.2 Proliferation of Illicit Arms

Instability in some parts of the Horn of Africa and the Great Lakes Region continued to be one of the key sources of external threats to Kenya. This has resulted in the proliferation of over 500,000 illicit small arms into the country thus increasing accessibility of firearms to criminals. The Government is reviewing the Firearms Act to provide for stiffer penalties to persons possessing illegal firearms, marking of firearms to facilitate ease of tracing; and strengthening of intelligence mechanisms in urban areas. The Government is also endeavouring to initiate a comprehensive regional disarmament program under the East African Protocol on Cattle Rustling to mop up the illegal arms.

### 3.3 Refugees

The influx of refugees has occasioned security challenges since terrorist groups have changed the humanitarian character of the refugees' camps, infiltrating them to recruit, train and co-ordinate terrorist activities from the safety of the refugee camps.

To address this challenge, the Government is partnering with neighbouring countries through regional, bi-lateral and multi-lateral initiatives to address this crisis. On 10th November, 2013, the Government together with the Government of the Federal Republic of Somalia and the United Nations High Commission for Refugees signed a Tripartite Agreement, governing the repatriation of more than 600,000 refugees before 2016. Under the agreement, the Tripartite Commission will be launched in April this year to embark on the immediate repatriation of refugees which is a critical process to peace and security in Kenya and in the stabilisation and reconstruction of Somalia.

The Government has also participated in many international peace conferences on the issue of refugees and has continued to mobilise the international community to support the reconstruction efforts in Somalia aimed at bringing Somalia into the international socio-economic and political arena.

The current refugee population as per our register stands at 665,746 distributed as follows:

Location	Number of Refugees
Dadaab Refugee camp	403,000
Kakuma Refugee Camp	148,000
*Nairobi	65,214
*Mombasa	45,000
*Malindi	2,198
*Nakuru	2,278
*Isiolo	270
<b>TOTAL</b>	<b>665,746</b>

*\* These are registration centres that were closed on 25th March, 2014 and refugees ordered to report to the designated refugee camps.*

### 3.4 Regional Peace Initiatives

Kenya continued to demonstrate the highest level of commitment on matters of peace and security aimed at enhancing peace and security, not only in the region, but in the entire continent of Africa. Kenya continues to work together with other regional countries to actualise the framework for sustainable peace.

In relation to this, the Government pledged of USD 1 Million at the AU summit in Addis Ababa to the African Peace Fund. This was the first such offer by an African country, demonstrating Kenya's leadership role in peace and security. The money was handed over to the AU Commissioner for Peace and Security, during the Ministers and Chiefs of Defence Meeting of the Council of Ministers of Defence under the regional umbrella body, the Eastern Africa Standby Force (EASF) in Nairobi.

The International Conference on the Great Lakes Region (ICGLR) aimed at implementing the Pact on Security, Stability and Development (PACT), signed by eleven Heads of State from Angola, Burundi, Central Africa Republic (CAR), Democratic Republic of Congo (DRC), Kenya, Rwanda, Republic of Congo, Sudan, Uganda, Tanzania and Zambia. In relation to this, Kenya has been in the forefront in brokering peace accords aimed at stabilizing the Great Lakes Region.

On South Sudan, Kenya as the chair of the IGAD sub-committee on Sudan and guarantor of the Comprehensive Peace Agreement has been at the forefront in brokering peace between President Salva Kiir and his former Vice-President Dr. Riek Machar. The country has facilitated the release of seven of the eleven leaders detained and provided humanitarian assistance to the people of South Sudan.

On the international scene, Kenya remains among the top ten countries that contribute peacekeepers and observers in troubled spots. Kenya's peacekeepers have participated in assisting civil authorities maintain order in the Middle East, the Balkans, Africa and Asia. The missions have been carried out on the request of the UN, the Commonwealth and the African Union. Countries where Kenya has sent peacekeepers and observers include Sudan, Ethiopia, Eritrea, Kuwait, East Timor, South Sudan, Somalia, Iran, Iraq, Zimbabwe and Sierra Leone. Others are former Yugoslavia, Democratic Republic of Congo, Morocco, Namibia, Liberia, Angola, Chad, Rwanda, Mozambique, Burundi and Uganda.

### 3.5 Resource-Based Conflicts

The practice of cattle rustling is a leading source of insecurity, especially among the pastoral communities. The practice is driven largely by cultural beliefs and failure by some communities to embrace peace building and conflict resolution mechanisms. The situation is compounded by the easy availability of illegal arms and commercialization of the vice.

To address this challenge, the Government is implementing multi-sectoral strategies which include: use of both manual and electronic cattle branding, pasture management systems, sinking boreholes, construction of dams and water pans, improvement of infrastructure, economic

diversification as well as deployment of adequate security personnel and continuous peace building and conflict management mechanisms. In this respect, the government has been able to engage the political leadership of these communities to sensitize the communities to embrace peaceful coexistence.

### 3.6 Tackling Violent Crimes

There have been cases of violent crimes particularly car-jackings, violent robberies, and kidnappings in urban areas. Overall crime reported in 2013 was 71,832 cases which was a decrease of 6020 cases or 8% as compared to 2012 which recorded 77852 cases. The criminals are increasingly using sophisticated weapons, and gadgets to operate and communicate. In this regard, the Government has put appropriate measures to address the threats. Among these measures, the Government has established the National Command and Control Centre, installed CCTV cameras in strategic areas in Nairobi and later in other major towns, acquired 1,200 additional police vehicles, increased the number of police recruits from 7,000 to 10,000 per year, installed the 999 and 112 digitized emergency lines, acquired communication equipment and increased police visibility by improving police to population ratio from 1:760 to the current 1:530.

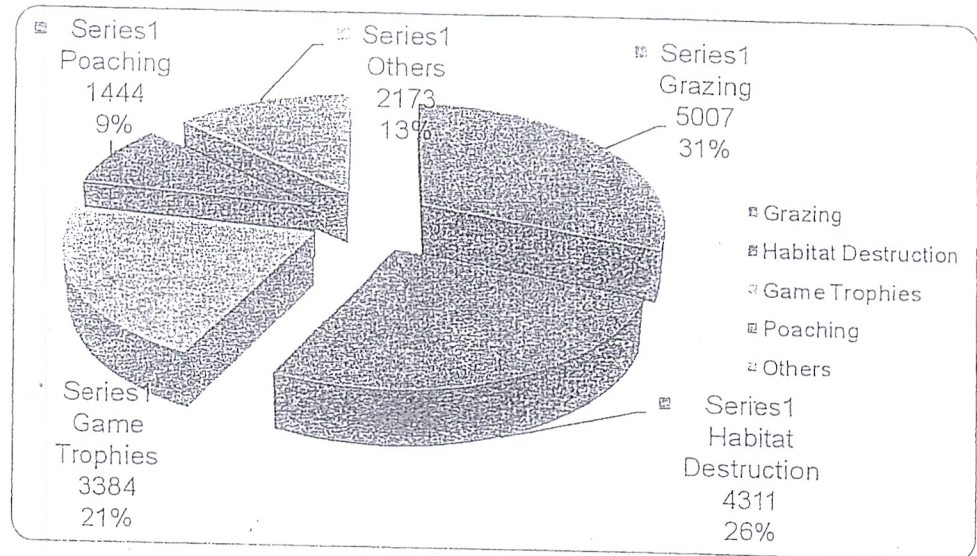
In addition, the Government continues to pursue legislative, policy and institutional reforms within the security sector which has so far resulted in; the enactment and operationalization of the National Police Service Act 2011, the National Police Service Commission Act, 2011 and the Independent Policing Oversight Authority Act, 2011. Further to this, there have been strides in the establishment of internal/external police accountability units, review of the Police Training Curriculum, introduction of a new recruitment system which establishes sub county recruitment committees, vetting of serving Police officers, development of a police code of conduct, increment of Police salaries, introduction of insurance medical cover for police officers and their dependants and upgrading of ICT equipment and infrastructure.

The Government is also enhancing participation of the public in security management through community policing by introducing the “*Nyumba Kumi*” initiative. This initiative is a strategy of anchoring community policing at the household level aimed at bringing Kenyans together in clusters defined by physical locations, felt needs and pursuit of common ideals. The strategy is intended to: establish an active partnership between law enforcement agencies and the community for purposes of realizing safer communities; jointly solving problems; promoting transparency and accountability; building sustainable confidence and mutual trust among actors; and, preventing crime and violence, and reduction of public fear. (See Annex A - Attached)

### 3.7 Anti-Poaching Measures

Wildlife crime has evolved over time and the situation is presenting increased challenges to wildlife conservation in the country. As is the general trend globally, the region and the country is witness to the emergence of new challenges in wildlife security. The rise in demand for wildlife products in the international market has led to a resurgence of elephant and rhino poaching and a shift in terms of poaching areas and modus operandi where snaring, poisoning of wildlife and poaching at night is rapidly taking over from the traditional use of firearms and poaching during the day in some areas that hitherto never experienced poaching.

*Forms and Proportion of Threats to Wildlife*



To enhance wildlife security, strengthen law enforcement and address wildlife crime, the Government through the Kenya Wildlife Service (KWS) has put in place specific security strategies to address the above challenges which continue to threaten the country's invaluable wildlife resource. These strategies include; identification, surveillance and profiling of trophy dealers; arresting and prosecuting offenders; security operations to hunt down poachers; establishment and strengthening of specialized security units which are deployed throughout the country; deployment of canine unit at Jomo Kenyatta and Moi International Airports; formation and deployment of Inter-Agency Elite Anti -Poaching Unit in poaching hotspots and reaching out to local communities to be partners in wildlife law enforcement and conservation.

On legislation, the government facilitated the enactment and implementation of the Wildlife Conservation and Management Act, 2013

with stiffer penalties and emphasis on enhanced use of technology at ports and airports to detect trafficking in wildlife trophies.

Under the Convention on International Trade on Endangered Species (CITES), the Government is collaborating with international stakeholders to stamp out the demand for poached trophies, and to agree on common standards for prohibiting the vice. *(See Annex B - Attached)*

### 3.8 Combating Cyber Crimes

Cyber-crime has become a major threat to National Security. Cyber-attacks are becoming more sophisticated and they have a significant impact on public and private sector operations worldwide. With major ICT advances, the Government of Kenya is operating in an evolving risk environment which presents substantial security challenges.

In efforts to combat the threat posed by cyber-crime, the Government has formulated a Cyber Security strategy and Master Plan which take a proactive approach to the country's security needs to support National priorities. The strategy offers a comprehensive framework for measuring, managing and nurturing a national security program. In addition, the CSMP also incorporates the core components of a comprehensive and integrated cyber security program, from vision to capability implementation.

To address the challenge of financial crimes perpetrated through ICT, the Government has operationalised the Proceeds of Crime and Anti-Money Laundering Act. This has resulted in the establishment of the Financial Reporting Centre, Financial Intelligence Unit and the Asset Recovery Agency. These institutions have gone a long way in tackling financial related crimes in the country.

Decisive measures have been taken to deal with crimes perpetrated through mobile phone technology. Major crimes have been resolved and foiled through the use of this technology, including rescue of kidnapped Kenyans. The Government has also enacted the Kenya Information and Communication Act, which has provided for the enforcement of SIM Card registration and stiffer against perpetrators of mobile phone crimes.

### 3.9 Implementation of the Rapid Results Initiative (RRI)

In response to the recent upsurge in crime, the Government launched the Rapid Results Initiative (RRI) in the security sector to maximize results from the existing human, financial and material resources to effectively and efficiently offer security services to Kenyans. The 100 days RRI will cover a broad area and has been divided into the ten (10) thematic areas, namely: Crime Reduction, enhancing accountability, streamlining

issuance of National Identity Cards, suppressing cyber related crimes, promoting peaceful co-existence among communities, elimination of poaching, enlisting support of citizens in combating crime, road safety, elimination of drugs and substance abuse and disaster management and response. So far notable progress has been achieved since the inception of the programme in February 2014. *(See Annex C - Attached)*

### 3.10 Security Sector Reforms

To ensure sustainable security and embrace modern methods of guaranteeing public safety and security, the Government has introduced a wide range of reforms in the security sector. These include the training of officers, purchase of modern equipment, and boosted mobility of police offices through leasing of vehicles. The Government is also revamping the Marine Police Unit and the Police Airwing, is establishing the Forensic laboratory, a National Security Data Centre, introduced the Integrated Population Registration System (IPRS) and constructing additional correctional facilities as well as housing for the security sector.

The Government has re-affirmed its commitment to allocate more resources to the Kenya Defence Forces, National Intelligence Service and the National Police Service to enable them carry out their mandate more effectively. *(See Annex D - Attached)*

The government has also initiated reforms in border management by implementing a Multi-Agency Border command structure incorporating the Customs, and Immigration Departments. This envisages the One Stop Border Post concept and the use of Personnel Identification Security Comparison and Evaluation system (PISCES) that is poised to address the problem of international crime in the long run.

The Government continues to review relevant security related legislations aimed at harmonising the laws in order to address inherent weaknesses and enhance complementarity in the security sector. *(See Annex E - Attached)*

### 3.11 Food Security

Combination of factors has led to a reduction in food production, affordability and access. This contributes to unrest and inclination towards crime. For this reason, food insecurity remains a considerable concern. Therefore, the Government has been putting in place measures to boost food production, reduce post-harvest loss and improve storage facilities. Among these measures, the Government is implementing major irrigation projects such as the one million acre Galana-Kulalu project, has increased the level of the Strategic Grain Reserve (SGR) held by the National Cereals and Produce Board (NCPB), enhanced water harvesting as well as the provision of subsidized farm inputs to ensure food security.

### 3.12 Land

Historically, land ownership has been a flash point for insecurity. To address this challenge, the Government is fast tracking the issuance of title deeds to citizens, provide them with collateral to access credit and improve productivity. So far the Government has issued over 60,000 title deeds and plans to issue over 3 million in the next three years.

### 3.13 Road Safety

Road accidents continue to pose major challenges on our roads resulting in significant loss of life and increased medical costs as well as huge economic losses. The increase in road accidents is attributed mainly to recklessness, drunken driving, over speeding, un-roadworthy vehicles and failure to observe traffic rules. In order to curb the increasing road accidents, the Government has established the National Transport and Safety Authority (NTSA). The Government has introduced an array of measures to curb road accidents. These include the establishment of Mobile Traffic Courts to mete instant justice, the imposition of stiffer penalties for traffic offenses, introduction of Alco-blow to contain drunk driving, introduction of speed governors, regulation of night travel, and initiated review of regulations in the transport industry. These measures have led to notable progress in the reduction of the numbers of road accidents in the last one year as indicated in the following table.

**Road Traffic Accidents Analysis 2012/2013**

<i>Category</i>	<i>2012</i>		<i>2013</i>	
	<i>Accidents</i>	<i>Victims</i>	<i>Accidents</i>	<i>Victims</i>
Fatal	2648	3141	2584	3191
Serious	3469	7434	2923	6299
Slight	800	5037	698	4834
Total	6917	15612	6205	14324

### 3.14 Disaster Preparedness

The capacity of the country to deal with disasters and emergencies has been found inadequate. Kenya is faced with a number of disasters and emergencies emanating from terror attacks, such as the Westgate attack in September 2013, major fires as that in JKIA in July 2013, and road accidents, among others. These disasters and crises cause loss of lives, destruction of properties, public anxiety, and sometimes socio-political instability. In addition, the country faces the challenges of population

pressure, overgrazing, soil degradation and erosion, natural disasters, deforestation and bio-diversity threats, as well as air/water pollution, which undermine environmental security and resource base.

To mitigate the impact of disasters such as floods, droughts, famine and environmental degradation, which are a result of climate change, the Government put in place a number measures. These include building of dykes and dams in flood prone areas, sinking of boreholes and protection of water catchments areas. The Government has also spearheaded the formation of a multi-agency Disaster Response Unit (DRU).

The Government has beefed security around all its strategic installations and embarked continuous surveillance to pre-empt any plans that may target them.

#### 4.0 CO-ORDINATION OF NATIONAL GOVERNMENT

Historically, the Provincial Administration has been pivotal in co-ordination of activities focused on peace building, harmonious existence in society and alternative methods of dispute resolutions. This role remains relevant for the achievement of sustainable peace and tranquillity. Under section 17 of the Sixth Schedule of the Constitution, the Government has been restructuring the Provincial Administration in accordance with the system of devolved government. Consequently, the Government has enacted the National Government Co-ordination Act, 2013 to revitalize the National Administration so as to play a pivotal role in peace building and conflict management in the Counties and further make it more efficient and responsive to the security needs of Kenyans. In this regard, the National Government Administrative Officers have continued to offer facilitative and coordinative support to the security agents in the country. The officers chair the various Security Committees at all administrative levels in the counties, in addition to coordinating service delivery at the Huduma Centres that have been established in the administrative centres.

To boost efficiency and service delivery the Government has provided the necessary support to the Administrative Officers to enable them coordinate implementation of the National Government service delivery in the Counties as required under Article 6 (3) of the Constitution.

## 5.0 CHALLENGES FACED IN ADDRESSING SECURITY THREATS

### 5.1 High Rate of Youth Unemployment

The current youth unemployment stands at 11.0 million. The trend of unemployment has worsened creating a pool that is targeted for recruitment for radicalisation, organised criminal gangs, and other vices, that impact negatively on national security such as cattle rustling, urban crime, terrorism and drug trafficking, prostitution, drug abuse, suicide, street families and abject poverty levels leading to informal settlements and slums in major cities and towns.

Some of the interventions undertaken to address youth unemployment challenges are; the development of the National Action Plan on Youth Employment; the National Youth Policy and enactment of the National Youth Council (NYC) Act 2009, to ensure that youth had a 30% representation in the public sector; establishment of the Uwezo Fund where youth access interest free credit facilities; Building sheds/stalls for youth, and pre-financing training; Creation of youth empowerment centres in all constituencies; and enhancement of the constituency education-bursary fund and tuition subsidy grants for youth polytechnics.

The Government is targeting a 10% GDP growth as a means to expand the economy and create employment opportunities, particularly for the youth.

### 5.2 Financial Limitations

Limited financial capability due to competing national priorities has made it challenging for the government to allocate adequate resources for the security sector which has been underfunded for the past 20 years. Recognising the central role of security as an enabler in national development, the Government is working with Parliament to facilitate adequate and timely budgetary allocation for this sector. This will enable the required modernisation.

### 5.3 Breakdown of the Social Fabric

A number of factors have led to a steady breakdown in the social fabric and values. This has accentuated family break-down, domestic violence, increase in the number of street families, crisis of identity, with the attendant negative repercussions, including a rise in social ills such as prostitution, drug abuse and commission of crimes against morality. The government is enhancing the capacity of the National Crime Research Centre to identify and deepen understanding on the emerging trends in crime, as a basis for developing effective strategies to counter this phenomenon. Further, the Government is partnering with faith and community based organisations to enhance civic virtues and positive

values as well as to provide psychosocial support to victims and affected persons.

#### 5.4 Weak Co-ordination

Addressing security challenges optimally has been hindered by lack of effective co-ordination within the criminal justice system, starting with law enforcement, prosecution, judiciary and correctional services. Consequently, there have been cases where crimes have not been properly processed – leaving suspects and culprits among communities. This has led to public frustration and anger, who in some cases take the law into their hands, sometimes manifesting in “mob justice.”

## 6.0 CONCLUSION

In the discharge of its constitutional mandate, the Government is committed to uphold the protection of people and property against internal and external threats, as well as the country's territorial integrity and sovereignty.

In this regard, the Government looks to the co-operation of parliament in the process of reviewing legislation to reinforce the fight against insecurity, by closing any existing gaps.

The Government is also committed to allocating adequate resources to the security agencies, to enable them to modernise and combat the current and emerging threats.

Finally, there is need for better synergy of all actors. In this regard, it is imperative that citizens adhere to the rule of law as they enjoy the progressive Bill of Rights, without compromising security. More specifically, there is need for seamless co-operation within the criminal justice system to guarantee peace and security in the nation.

ANNEX A

To National Assembly

Presentation

Dated 27th March, 2014

## ANNUAL CRIME REPORT FOR THE YEAR, 2013

### A. INTRODUCTION

National Economy cannot flourish without internal stability, order and effective enforcement of laws nor can any business or other activities develop without internal cohesion.

Effective Policing is therefore crucial to both internal security and economic growth.

Crime is a complicated social phenomenon that cannot be dealt with from one perspective. Similarly, it cannot be solved without active cooperation among members of the public, various key sectors and law enforcement agencies.

#### i) Crime Analysis

Overall crime reported in 2013 was 71832 cases which was a decrease by 6020 cases or 8% as compared to 2012 which recorded 77852 cases. The country experienced decreased cases in Stealing by 19%, Economic Crimes 18%, Theft of stock 17%, Breaking 16%, Offences against Persons by 7% and Criminal damage 4%. However, serious offences including Robbery and Homicide recorded increases of 9% and 4% as shown in crime trend analysis below.

On individual crime analysis, decreases were noted in general stealing 19%, Burglary 14%, house breaking 14% and defilement with 3%. However increases were recorded in Rape 21%, Robbery with violence 9% and Murder 8% as displayed in appendix C.

#### ii) Monthly Crime Analysis

In monthly crime analysis, increases in crime were recorded in May 11% and November 0.5% while the other months recorded decreases as follows: March 25%, August 14%, January 11%, February 11%, March 11%, April 8%, June 6%, July 7%, September 9%, October 7% and December 2% as shown in monthly crime trend analysis below.

#### iii) County Crime Analysis

On County crime analysis major increases were recorded in Nyandarua 356 cases, Kilifi 318 cases, Kericho 310 cases, Taita Taveta 240, Makueni 196 cases, Kiambu 192 cases and Lamu 127 cases Decreases were recorded in Laikipia 785 cases, Kajiado 663 cases, Machakos 628 cases and Kwale 593 cases as shown in County crime trend analysis below.

Rape, Murder and Robbery with violence were prevalent in the following Counties:

- Out of the total 953 Rape cases reported, Kiambu reported the highest cases with 86 or 9%, Nakuru 61 or 6%, Turkana 46 or 5% Nairobi 45 or 5% and Murang'a 44 or 5%.
- Nairobi recorded the highest cases of Murder at 163 or 8%, Kilifi 142 or 7%, Kiambu 117 or 6% and Nakuru 105 or 5% of the total 1924 cases reported.
- Robbery with Violence cases were recorded highest in Nairobi with 563 or 21%, Kiambu 219 or 8%, Nakuru 167 or 6%, Kakamega 130 or 5% and Meru 119 or 4% of the total 2688 cases reported.

iv) Crime Index (crime per 100,000 persons)

Basing on Crime Index, Lamu County recorded the highest Crime Index of 443 followed by Taita Taveta 359, Mombasa 345, Kirinyaga 288, Isiolo 283, Meru 282, Kiambu 276, Nairobi 262, Elgeyo Marakwet 261, and Nandi 256. Counties which recorded the lowest Crime Index include Wajir 24, Mandera 45, Kitui 81, Migori 83, Turkana 97, Makueni 104, Homabay 105 and Marsabit 110, Machakos 116, Garissa 121, and Busia 130.

**B. CRIME ANALYSIS**

1. Table I

**CRIME TREND ANALYSIS FROM JANUARY TO OCTOBER 2011/2012/2013.**

a) Increases

Offences	2012	2013	Diff	%Diff
Offences Involving Police Officers	69	95	+26	+38
Corruption	49	57	+8	+16
Robbery	3262	3551	+289	+9
Homicide	2761	2878	+117	+4
Dangerous Drugs	4181	4316	+135	+3
Other Penal Code Offences	6109	6250	+141	+2

b) decreases

Offences	2012	2013	Diff	%Diff
Offences Against Morality	4806	4779	-27	-1
Vehicle and Other Thefts	1663	1631	-32	-2
Criminal Damage	3769	3603	-166	-4
Other Offences Against Persons	20697	19344	-1353	-7
Theft by Servant	2984	2702	-282	-9
Breakings	7578	6397	-1181	-16
Theft of Stock	2377	1965	-412	-17
Economic Crimes	3369	2750	-619	-18
Stealing	14112	11455	-2657	-19
Traffic Offences	66	45	-21	-32

2. Table II

MONTHLY CRIME TREND ANALYSIS FOR 2011/2012/2013

a. Decrease

Months	2012	2013	Diff	%Diff
January	7227	6430	-797	-11
February	6523	5805	-718	-11
March	7260	5422	-1838	-25
April	6393	5855	-538	-8
June	6355	5945	-410	-6
July	6803	6325	-478	-7
August	6608	5659	-949	-14
September	6406	5996	-410	-6
October	6531	6086	-445	-7
December	5761	5644	-117	-2

b. Increase

MONTHS	2012	2013	DIFF	%DIFF
MAY	6135	6786	+651	+11
NOVEMBER	5850	5879	+29	+0.5

3. Table III

REGIONAL CRIME TREND ANALYSIS

On Regional crime analysis, most Regions recorded decreases as shown in the table hereunder:

Region	2012	2013	Diff	%Diff
Coast	8752	8692	-60	-1
Nairobi	9259	8929	-330	-4
North Eastern	1377	1302	-75	-5
Rift Valley	20302	18268	-2034	-10
Railways	215	191	-24	-11
Eastern	10123	8934	-1189	-12
Western	8071	7119	-952	-12
Nyanza	8692	7286	-1406	-16

Increases were however recorded in Central and KAPU as shown below

REGION	2012	2013	Diff	%Diff
Kapu	113	123	10	+9
Central	10948	10988	40	+0.4

## 4. Table IV

COUNTY CRIME TREND ANALYSIS FROM JANUARY TO  
DECEMBER 2012/2013

Counties	2012	2013	Diff	Population	Crime Index Per 100,000 People
LAMU	323	450	+127	101539	443
TAITA TAVETA	781	1021	+240	284657	359
MOMBASA	3373	3237	-136	939370	345
KIRINYAGA	1583	1519	-64	528054	288
ISIOLO	318	405	+87	143294	283
MERU	4059	3826	-233	1356301	282
KIAMBU	4291	4483	+192	1623282	276
NAIROBI	8474	8207	-267	3138369	262
ELGEYO MARAKWET	1370	965	-405	369998	261
NANDI	4760	1925	-2835	752965	256
NYERI	1902	1624	-278	693558	234
KAJIADO	2221	1558	-663	687312	227
NAKURU	814	3603	+2789	1603325	225
NYANDARUA	949	1305	+356	596268	219
MURANG'A	2223	2057	-166	942581	218
KISUMU	2144	2098	-46	968909	217
TANA RIVER	524	508	-16	240075	212
LAIKIPIA	1627	842	-785	399227	211
KILIFI	1996	2314	+318	1109735	209
TRANS NZOIA	1788	1594	-194	818757	195
NAROK	1551	1593	+42	850920	187
UASIN GISHU	1935	1639	-296	894179	183
KWALE	1755	1162	-593	649931	179
KAKAMEGA	2994	2912	-82	1660651	175
BUNGOMA	2673	2381	-292	1375063	173
KERICHO	693	1003	+310	590690	170
THARAKA	840	618	-222	365330	169

Counties	2012	2013	Diff	Population	Crime Index Per 100,000 People
WEST POKOT	880	846	-34	512690	165
SAMBURU	436	364	-72	223947	163
BARINGO	820	886	+66	555561	159
VIHIGA	1225	856	-369	554622	154
BOMET	1354	1338	-16	891835	150
EMBU	935	761	-174	516212	147
KISII	1750	1593	-157	1152282	138
SIAYA	1498	1158	-340	842304	137
BUSIA	1179	970	-209	743946	130
GARISSA	854	756	-98	623060	121
MACHAKOS	1898	1270	-628	1098584	116
NYAMIRA	1111	659	-452	598252	110
MARSABIT	408	320	-88	291166	110
HOMA BAY	1300	1014	-286	963794	105
MAKUENI	720	916	+196	884527	104
TURKANA	838	834	-4	855399	97
MIGORI	889	764	-125	917170	83
KITUI	945	818	-127	1012709	81
MANDERA	305	299	-6	661941	45
WAJIR	218	247	+29	1025756	24
KAPU	113	123	+10		0
RAILWAY	215	191	-24		0
TOTAL	77852	71832	-6020	38610097	186

5. Table V

ROAD TRAFFIC ACCIDENTS ANALYSIS 2012/2013

Category	2012		2013	
	Accidents	Victims	Accidents	Victims
Fatal	2648	3141	2584	3191
Serious	3469	7434	2923	6299
Slight	800	5037	698	4834
Total	6917	15612	6205	14324

FACTORS CONTRIBUTING TO INSECURITY

Among the factors contributing to high levels of insecurity are:

- The legislative framework allows for bailing out of court of hard core criminals who re-enter the community and comfortably carry on with their criminal deeds.
- Porous borders which lead to infiltration of suspected terrorists.
- Proliferation of small arms and light weapons.
- Territorial disputes.
- Negative Cultural Practices i.e. Cattle rustling.
- Unpredictable weather patterns e.g. droughts leading to Cattle rustling, Land/Intertribal conflicts as warring communities fight for grazing land.
- High unemployment and poverty levels. This makes the youth to be vulnerable to recruitment into terrorist groups as they have lucrative offers.
- Drug and substance abuse.
- Technology advancement.
- Politics driven by ethnic rivalry.

POLICE ACTION

- Major security operations in affected areas to curb criminal and other heinous acts.
- Increase in motor vehicles to improve police mobility in responding to criminal incidents.
- Number of Police Vehicles has been increased.

- Apprehension of traffic offenders and subsequent prosecution through instant mobile courts.
- Security in major vital installations and government buildings has been beefed up.
- Police officers manning all entry points in collaboration with other Kenyan security officials have been put on high alert to prevent any entry and exit of criminals to the country.
- Police hotline numbers plus senior officers mobile numbers have been given to the public to facilitate communication and prompt response to curb crimes.
- Visibility of police officers has been enhanced with a view to deterring criminals from engaging in criminal acts through increased patrols and beats.
- Suspects arrested have been arraigned before court connected to various offences.
- Peaceful meetings of *Barazas* to sensitize the community on co-existence have been put in place in warring communities experiencing cattle rustling and Inter ethnic/clan clashes.
- Emphasis has been on Community Policing which goes beyond the normal policing and can be a major boost to security if well embraced.

#### RECOVERY OF FIREARMS AND AMMUNITION/EXPLOSIVES

During the period under review police recovered several firearms and ammunition within the country while others were surrendered by members of public. The porous borders in the expansive North Eastern, Upper Eastern and Upper Rift regions led to the proliferation of small arms and light weapons. Through Police operations various suspects of robberies, poaching, murders, etc were arrested and arraigned in court. It is of importance that disarmament exercise be conducted in the affected areas.

The information is summarized in the Table below;

<i>Region</i>	<i>Recovered Firearms</i>	<i>Surrendered Firearms</i>	<i>Recovered Ammunitions</i>	<i>Surrendered Ammunitions</i>
Rift Valley	29	-	324	-
Western	19	-	233	-
Nyanza	6	-	45	-
North Eastern	20	16	639	499
Nairobi	127	-	745	-
Coast	25	-	1410	-
Eastern	17	-	288	-
Central	3	-	28	-
<b>Total</b>	<b>246</b>	<b>16</b>	<b>3712</b>	<b>499</b>

#### WAY FORWARD/RECOMMENDATIONS

- Equipping police officers with relevant and modern equipment to enable them deal with security emergencies effectively.
- Continuous joint surveillance by all relevant Government departments to monitor passengers and cargo at points of entry/exit to deter and arrest criminals, smugglers and influx of dangerous weapons.
- Application of modern crime investigation techniques e.g. forensic investigation and use of ICT needs to be promoted.
- Public service vehicles should intensify screening of passengers before boarding their vehicles especially at night.
- Use of mobile tracking devices to locate criminals involved in Terrorism, Kidnappings, Robberies, etc.
- Early intervention, crime prevention, a greater utilization of intelligence in policing.
- Increased Police visibility through the construction of additional Police facilities (35 Police Stations were constructed in Rift Valley alone).

## C. SUMMARY OF SERIOUS CRIMES

### 1. Organized Crimes

#### (a) Terrorist Activities

Al-shabaab militia group posed enormous security threats after they staged multiple attacks targeting places of Christian worship, Police Officers on duty, recreational areas, shopping malls, busy streets and Government buildings/vehicles. In most cases these attacks were of cowardly acts of shooting incidents, grenade, Land mine and IED attacks especially in Nairobi, Mandera, Garissa, Wajir and Mombasa. A total of 126 deaths and 342 injuries were reported in the country. The major incident was staged in the Country's capital city, at West Gate Mall in Nairobi where a total of 71 lives were lost. Several suspects in connection with these acts have been arrested by the Police and arraigned in court.

#### (b) Mombasa Republican Council (MRC) Activities

The MRC menace increasingly generated heat within the Coastal Region. The group, which was proscribed together with others by the government as illegal continued engaging in activities subversive to the state. In order to gain legitimacy, the group held rallies, meetings and *barazas* to propagate its ideologies and rally public support. During the electioneering period, the MRC dissuaded locals from voting. The group staged attacks which mainly targeted Police officers and Election Officials. Nineteen (19) people were killed during the incidents, among the Eleven (11) Police officers. However, Security agencies' swift response saved the day as they managed to contain the situation paving way to a peaceful election. A total of 118 suspects were arrested and arraigned in court.

#### (c) Bungoma/Busia

Series of attacks were carried out in various parts of Western region primarily in Bungoma, Busia and Teso Divisions by groups of criminal gangs whose motive has hitherto remained unknown since late April 2013. They killed 2 people and injured 140 in the wake of that crime as highlighted below.

Date	County	Area	No Injured	No Killed	Arrested
31.4.2013	Busia	Teso Division-Akobwait	34	2	1
25.4.2013	Bungoma	Bungoma South And Bumula Districts Borders	104	0	228
21.4.2013	Busia	Busia Division-Bukalama	2	0	3
TOTAL			140	2	232

#### Police action:

- The IG and his Deputies visited the scene and assured the public of peace and mobilized resources to address the issues.
- The communities in the affected areas were advised by Police with the help of the area political leaders to report and reveal identity of suspicious characters.
- Police managed to arrest 232 suspects believed to have been involved in the attacks and were arraigned in court.
- The Provincial Administration held public *Barazas* to sensitize the community to volunteer with information.
- Vehicles were deployed in the affected areas to ease operations
- Mobile numbers were given to the public to facilitate communication and response.
- Community policing committees has been enhanced in the stations.

#### Challenges

- The roads in most areas are impassable due to heavy rain and poor infrastructure.
- The public have general laxity of providing information on criminal activities.

#### (d) Drug Trafficking

Various types of drugs have been trafficked in the country as follows;

##### i) Cannabis

It grows wildly in many parts of the country and our neighbouring countries i.e. Uganda and Tanzania. Here in Kenya it's grown in Mt. Kenya, Gwasi Hills, Aberdares and Kyulu Hills. Large quantities originate from Uganda and Tanzania.

In the year under review a total of 17,080.5 kg of cannabis were seized, 40 plants uprooted 725 suspects were arrested whereby 718 were Kenyan Nationals while 7 were non-nationals.

##### ii) Heroin

Heroin finds its way into the country mainly through Jomo Kenyatta International Airport from India, Pakistan and Afghanistan. Intelligence and seizure statistics indicate that nationals of West Africa, Asia and East Africa are the major traffickers in the country. Locally, the drug is mainly abused in Nairobi, Mombasa and Malindi towns.

The total seizure in the whole country was 74.310 kg and 1249 Sachets. 162 suspects were arrested whereby 146 were Kenyan Nationals while 16 were non-Nationals.

iii) Cocaine

This drug is sourced from South American countries of Brazil, Columbia, Chile, Bolivia and Peru. A total of 18.534 kg were seized and 21 suspects arrested (Kenyans 10 and 11 non-Nationals).

iv) Methamphetamine

It's a synthetic drug produced in clandestine laboratories by use of precursor chemicals. During the year under review, one clandestine laboratory was netted on August 2013 within the outskirts of Nairobi town in Ruiru, where 3.332 grams of partly prepared powder of methamphetamine was seized and seven suspects arrested and charged. A total of 9.762 kilograms methamphetamine was seized in the country.

v) Valiums/Diazepam (Psychotropic Substances)

These are synthetic drugs which are simply bought over the counter (O.T.C.) in Chemists or Drug shops or stolen from Health centres and Hospitals. They are high pain killers causing drowsiness. They may be legally bought on prescription by a doctor. In the 2013 a total of 110 tablets, Diazepam 29, Roche 16, Mandrax 75 were seized and a total of 15 suspects arrested.

Crime Statistics:

Total quantity of drug type and seizures for the year 2013.

Cocaine .....	18.534 Kilograms
Heroin .....	74.310 Kilograms, 1249 Sachets
Methamphetamine .....	9.762 Kilograms
Ephedrine .....	39.161 Kilograms
Bhang .....	17,080.5 Kilograms, 4538 rolls, 1,909st Ones, 155 Brooms and 40 Plants

## Comparative Crime Figures

Offence	Category of Offences	2012 Number of Cases	2013 Number of Cases	2013 Case Position			
				PBC	PUI	PAKA	FINALIZED
DANGEROUS DRUGS	(a) possession	723	438	223	2	34	179
	(b) Handling	NIL	NIL	NIL	NIL	NIL	NIL
	(c) Trafficking	412	210	148	-	5	57
	(d) Cultivating	15	10	3	-	-	7
	(e) Usage	17	2	-	-	-	2
TOTAL NUMBER OF ALL CASES		1167	660	374	2	39	245

### Breakdown By Nationals 2013

KENYANS .....	889	NIGERIANS .....	15
TANZANIANS .....	16	GUINEANS .....	2
INDIANS .....	4	LITHUANIANS .....	1
SIBERIANS .....	2	SWISS .....	1
CONGOLESE .....	1	LIBERIANS .....	1
DUTCH .....	1		
GHANIANS .....	1		
TOTAL .....	934		

### Police action

- Automated profiling of known and suspected drug traffickers.
- Surveillance and use of police sniffer dogs at the entry points – airports, border points and Sea Ports.
- Sustainable investigation on all incidences of drug trafficking has also been improved
- Sharing of information and criminal intelligence with other government agencies, partners and neighboring countries.

As a result of the measures put in place, several suspects have been arrested and arraigned in court.

#### (e) Poaching

Poaching remains one of the major threats targeting elephants and rhino tusks in the main national parks. During the period under evaluation, Nairobi recorded the highest number of cases recording 9 cases, Coast recorded 6 cases, Rift valley 4 cases, Central region recorded 3 cases and Nyanza 1 case. Security agents led by the Kenya Wildlife Service have been put in place to curb against the crime.

Police arrested 31 suspects and 577 recoveries made of various ivory and rhinoceros horns. Eleven (11) poachers were also killed during the same period.

#### Challenges in dealing with Poaching

- Presence of rogue businessmen who have taken control of the country and are luring poachers with good money for ivory hence a rise in poaching i.e. black markets.
- Availability of illegal firearms among communities around conservation areas noting the illegal firearms are used to perpetrate the menace.
- Herding of animals have created conducive environment for poachers to impersonate hence killing endangered species

#### (f) Kidnapping

The main actors in kidnapping include armed robbers and couples who have separated or divorced. In separate incidences, family maids were noted to have escaped with young children who they are charged to take care of and thereby later demanding ransom from the parents.

The targeted groups are the wealthy, elderly and young children who in most cases are vulnerable because of the inability to defend themselves.

In Nairobi the several kidnappings occurred in Kasarani, Kayole, Gigiri, Ongata Rongai, Kahawa West along Thika super highway while in Central region Kerugoya, Sagana, Makuyu, Kiambu towns were in the spotlight.

Reported cases were as follows:

S/No	Region	No. of Incidents
1	Nairobi	24
2	Central	13
3	Eastern	3
4	Rift Valley	2
5	Western	2
6	Coast	1
7	Nyanza	1
8	NEP	0
	<b>TOTAL</b>	<b>46</b>

Police officers launched investigations and 23 suspects were arrested, while 15 victims were rescued. Some cases are pending under investigations while others are before court.

Way forward:

- Dismantling organised criminal gangs with the sole aim of eliminating their existence by giving information to the police.
- The society to impress community policing.
- Creation of jobs among the youths.
- Reporting any suspicious character especially in a parking zone.
- Proper supervision of children by their parents or guardians.
- Awareness to possible targets to avoid arriving home late.
- Providing guidance and counselling to married couples to end domestic violence.

## 2. LAND/INTER-TRIBAL/CLAN CONFLICTS

Inter tribal/clan a conflict was experienced in Mandera, Moyale, Trans Mara, Gabra/Borana, Garreh/Degodia and Maasai/Kisii/Kipsigis communities. This resulted in death/injuries, destruction of property and displacement of population. Most conflicts revolved around scarce resources and political interference with the advent of devolution.

In Mandera and Wajir Counties sporadic inter-communal clashes between the Garreh and Degodia communities continued to cause more injuries, loss of lives

and livelihoods, and population displacements. During the 4th March 2013 general elections, the Garreh won all the seats within the county including county representatives. It is believed Degodia's are bitter about that and they vowed to make the county ungovernable for the five years. While the Garreh's after securing almost all seats boasts that they are the government and they must make sure that they evict the Degodia's from Rhamu.

In Moyale County inter-clan clashes mainly occurred between the Gabra, Burji and Borana communities. The Gabra community settled in Bori area at a place called Bosnia which the Borana community considers their grazing field. The last general elections held on March 4 left the communities more divided because one community lost in all county seats. This situation has generated into mistrust and hatred among the members of the communities leading to conflicts which have resulted into displacement of persons from their homes, setting houses on fire and closure of schools. Sixteen (16) people have so far been killed, twenty Six (26) injured (23 civilians and 3 police officers), houses were set ablaze and shops were looted. Response teams led by the Kenya Red Cross were set up at all hospitals in Moyale to help with patient care and first aid.

#### Challenges

- Porous Kenya--Ethiopia border has led to proliferation of small arms and light weapons.
- Inadequate personnel to cover the extensive region.
- Lack of sophisticated weaponry equipment and ammo plus vehicles for added mobility.
- Mandera County borders Ethiopia, where the Militias operate from.

### 3. BORDER SECURITY

Incidences of border incursions and attacks have been experienced mainly in two regions in the country i.e. North Rift and North Eastern regions. Most conflicts revolved around; Cattle rustling culture among pastoralists communities living along the border, Inter-clan clashes where same clan members living in neighboring communities reinforce their counterparts living within Kenyan borders, Scarcity of natural resources like water and pastures where Nomadic pastoralists graze their stock across porous borders, influx of refugees and increased armed conflicts and armed violence. The commonly affected areas are Todonyang, Mandera, Kibish, Lokichogio and Liboi areas where the main actors are Merille and Nyangatom from Ethiopia, Al- Shabaab from Somalia and Toposa from Southern Sudan.

### 4. POLICE OFFICERS KILLED ON DUTY

Violent attacks on Police Officers were on the increase during the period under review. Organized criminal gangs including Al- Shabaab and MRC militia staged these heinous acts targeting Police Stations, Posts and Police Officers. Traffic officers were also assaulted by traffic offenders as they conducted their day to

day duties of overseeing free flow of traffic. This acts led to the death of 64 Police Officers and approximately 150 were injured, as illustrated by the table below:

<i>Region</i>	<i>Killed</i>	<i>Injured</i>
Central	1	9
Nep	19	40
Nairobi	13	35
Coast	12	15
Nyanza	2	8
Western	4	11
Eastern	0	17
Rift Valley	13	15
<b>TOTAL</b>	<b>64</b>	<b>150</b>

#### 5. CATTLE RUSTLING

Incidents of cattle rustling between various communities were witnessed across the country as the warring communities scrambled for scarce resources i.e. Livestock grazing field, water and land. Other contributing factors include boundary disputes, political interference and struggle for supremacy. During the period under review, 74 cases of cattle rustling and stock theft were reported. A total of 4570 heads of cattle, 17,225 flocks of goats, 215 flocks of sheep, 339 camels and 7 donkeys were stolen. 50 people were killed while 26 others were injured.

<i>Province</i>	<i>Livestock Raid</i>	<i>No. of Persons Killed</i>	<i>No. of Persons Injured</i>	<i>Total No. of Livestock Stolen</i>	<i>Total No. of Livestock Recovered</i>
Rift Valley	48	34	18	10301	1136
Nairobi	0	0	0	0	0
Central	0	0	0	0	0
Nep	3	0	0	298	0
Eastern	21	9	6	10464	313
Coast	0	0	0	0	0
Nyanza	2	0	0	149	0
Western	0	0	0	0	0
<b>TOTAL</b>	<b>74</b>	<b>43</b>	<b>24</b>	<b>21,212</b>	<b>1,449</b>

#### 6. MOB INJUSTICE

REGION	JAN	FEB	MAR	APR	MAY	JUN	JUL	AUG	SEP	OCT	NOV	DEC	TOTAL
Central	2	12	6	3	13	14	8	3	3	5	5	8	82
Nairobi	4	9	7	5	18	18	10	8	13	10	10	11	123
Nyanza	2	4	4	4	7	10	12	5	7	4	6	8	73
Rift Valley	1	5	2	3	5	11	4	3	6	2	13	7	62
Western	2	7	9	10	23	14	11	5	4	9	6	5	105
Coast	3	4	0	3	3	8	3	3	5	5	13	6	56
Eastern	1	4	1	0	5	13	7	3	5	5	8	7	59
NEP	0	0	1	0	0	0	0	0	0	0	0	0	1
TOTAL	15	45	30	28	74	88	55	30	43	40	61	52	561

During the period under review, Mob injustice cases recorded an increase in several areas across the country. This is largely due public perception that suspects are normally arrested and in few days time they are back to the community and thus there is need to give them instant "justice." However, when suspects are arraigned in court by the police, courts grant them cash bail/bond as they wait for their cases to be heard. This is misinterpreted by the public to mean that the suspects have been released even after committing crime.

During the period under review, a total of 561 cases were reported. Nairobi region recorded the highest number of cases detected totaling to 123 cases and North Eastern Region with the least 1 case as illustrated in the table below:

#### 7. DOMESTIC VIOLENCE

In regional statistics Rift Valley Region emerged the first one in domestic violence cases recording 5214 cases, followed by Eastern Region 4627 cases, Nyanza Region 4504 cases, Nairobi City Region 3505 cases, Coast Region 2871 cases, Central Region 2565 cases, Western Region 1387 cases and finally North Eastern Region with 639 cases. The statistics are tabulated below;

DOMESTIC VIOLENCE CASES REPORTED IN 2013

CATEGORY OF OFFENCES	RIFT VALLEY	NEP REGION	EASTERN REGION	CENTRAL REGION	WESTERN REGION	COAST REGION	REGION	NYANZA REGION	TOTAL
Murder	216	34	174	75	60	160	109	241	1069
Assault	1617	212	1095	611	480	681	844	1605	7145
Creating Disturbance	786	137	859	544	251	375	289	568	3809
Malicious Damage	346	48	361	286	116	133	157	222	1669
Arson	113	11	49	28	34	32	17	88	372
Manslaughter	23	0	10	7	1	5	16	5	67
Incest	57	6	34	31	10	33	15	31	217
Rape	78	10	41	63	19	42	43	51	347
Attempted Suicide	9	0	7	14	5	12	2	10	59
Attempted Defilement	39	11	21	33	10	37	10	25	186
Offensive Conduct	42	7	235	106	20	85	13	38	546
Defilement	347	30	187	100	139	265	103	340	1511
Grievous Harm	192	31	121	42	42	63	19	84	594
Affray	45	6	29	18	17	17	9	38	179
Concealing Birth	13	5	12	12	6	385	2	7	442
Stealing	877	145	1000	421	114	400	1623	899	5479
Suicide	39	1	58	58	6	21	2	26	211
Unnatural Offenses	16	0	15	15	8	9	1	14	78
Abduction	6	4	10	7	0	3	6	7	43
Threatening To Kill	29	3	63	16	6	16	7	16	156
Stock Theft	324	15	169	77	43	97	18	189	932
TOTAL	5214	716	4550	2564	1387	2871	3305	4504	25111

## WAY FORWARD

- Culprits of the menace to be arrested and face the law where applicable
- Community Policing to be strengthened and this will suppress the incidents of domestic violence and abuse
- Human Right department to be fully involved in fighting domestic violence cases
- Court to promote reconciliation for the affected parties.

## 8. TRAFFIC ROAD ACCIDENTS

The recent upsurge of fatal traffic road accidents on our roads is a matter of great concern not only to the security officers but to the entire Kenyan public who are worried about their safety on the roads. There are several causes of traffic road accidents but the major cause is human error. This factor is largely contributed by lack of due care and observation of Traffic rules by the drivers and passengers.

However traffic accidents decreased by 10% or 712 cases with a total of 6,205 accidents having been recorded as compared to 6,917 accidents recorded in 2012. 14,324 victims were involved in Traffic accidents compared to 2012 which had 15,612 victims. Police officers conducted operations to arrest reckless drivers and unroadworthy motor vehicles. The suspects were arraigned in court and charged accordingly. Heavy fines were imposed which led to a total of Ksh. 1,106,676,651/= (1.1 Billion).

Category	2012		2013	
	Accidents	Victims	Accidents	Victims
Fatal	2648	3141	2584	3191
Serious	3469	7434	2923	6299
Slight	800	5037	698	4834
<b>TOTAL</b>	<b>6917</b>	<b>15612</b>	<b>6205</b>	<b>14324</b>

CLASSES OF FATAL VICTIMS		
	2012	2013
Pedestrians	1549	1482
Drivers	290	284
Passengers	745	810
Pillion Passengers	124	157
Pedal Cyclists	127	134
Motor Cyclists	306	324
<b>TOTAL</b>	<b>3141</b>	<b>3191</b>

#### Appendix A

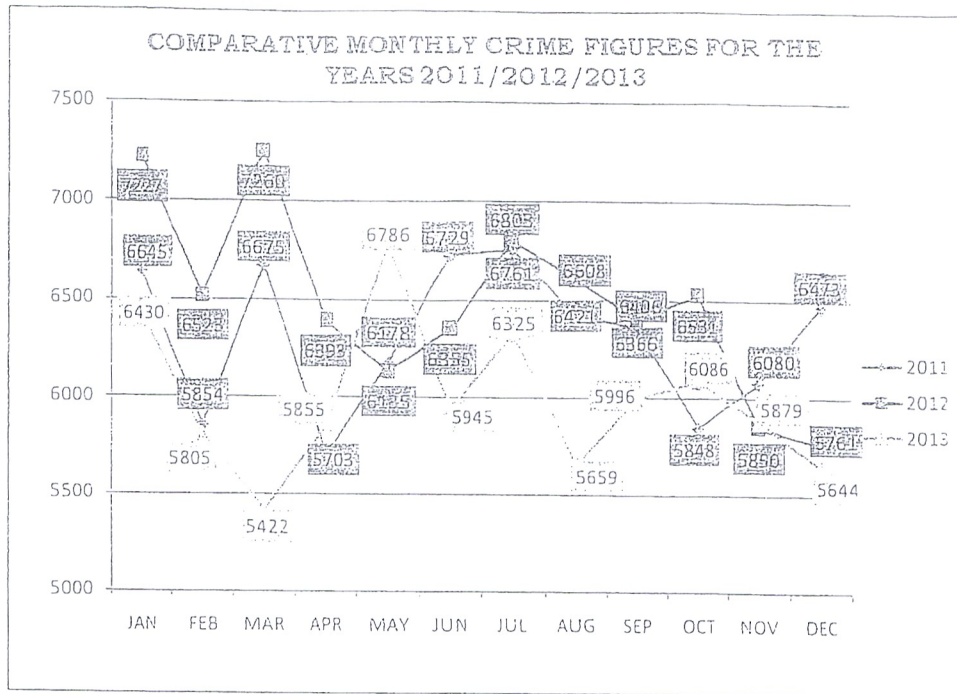
#### CRIME ANALYSIS FOR THE YEARS 2011/2012/2013

Offences	2011	2012	DIFF	%DIFF	2012	2013	DIFF	%DIFF
Homicide	2641	2761	120	5	2761	2878	117	4
Offences Against Morality	4703	4806	103	2	4806	4779	-27	-1
Other Offences Against Persons	20144	20697	553	3	20697	19344	-1353	-7
Robbery	3262	3262	0	0	3262	3551	289	9
Breakings	7325	7578	253	3	7578	6397	-1181	-16
Theft Of Stock	2269	2377	108	5	2377	1965	-412	-17
Stealing	13797	14112	315	2	14112	11455	-2657	-19
Theft By Servant	2889	2984	95	3	2984	2702	-282	-9
Vehicle And Other Thefts	1768	1663	-105	-6	1663	1631	-32	-2
Dangerous Drugs	4649	4181	-468	-10	4181	4316	135	3
Traffic Offences	100	66	-34	-34	66	45	-21	-32
Criminal Damage	3345	3769	424	13	3769	3603	-166	-4
Economic Crimes	3036	3369	333	11	3369	2750	-619	-18
Corruption	52	49	-3	-6	49	57	8	16

Offences	2011	2012	DIFF	%DIFF	2012	2013	DIFF	%DIFF
Offences Involving Police Officers	27	69	42	156	69	95	26	38
Offences Involving Tourist	0	0	0	0	0	14	14	0
Other Penal Code Offences	5726	6109	383	7	6109	6250	141	2
TOTAL	75733	77852	2119	3	77852	71832	-6020	-8

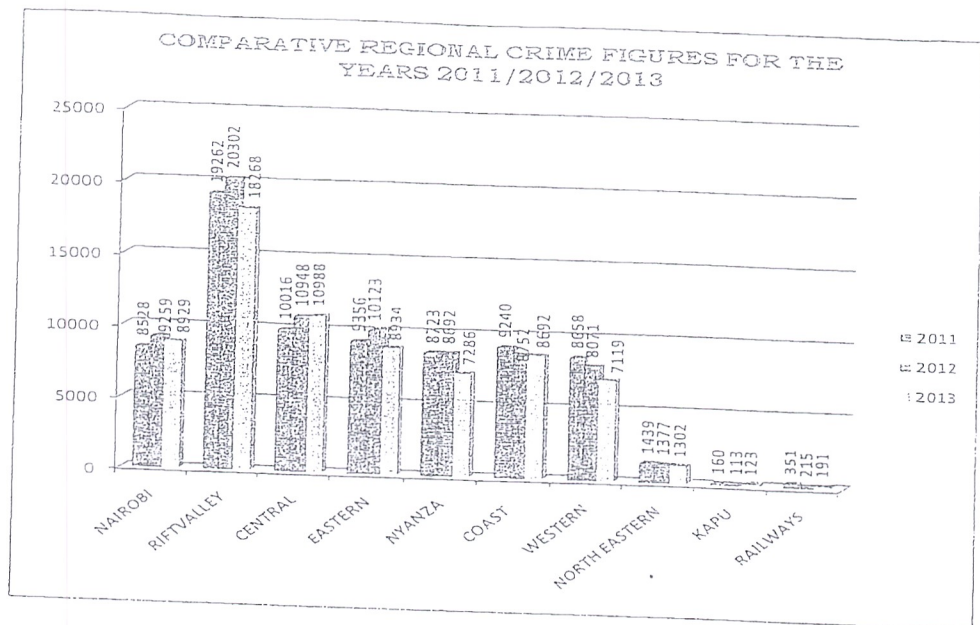
### Appendix B

COMPARATIVE MONTHLY CRIME ANALYSIS FOR THR YEARS 2011/2012/2013								
MONTHS	2011	2012	DIFF	%DIFF	2012	2013	DIFF	%DIFF
JANUARY	6645	7227	582	9	7227	6430	-797	-11
FEBRUARY	5854	6523	669	11	6523	5805	-718	-11
MARCH	6675	7260	585	9	7260	5422	-1838	-25
APRIL	5703	6393	690	12	6393	5855	-538	-8
MAY	6178	6135	-43	-1	6135	6786	651	11
JUNE	6729	6355	-374	-6	6355	5945	-410	-6
JULY	6761	6803	42	1	6803	6325	-478	-7
AUGUST	6421	6608	187	3	6608	5659	-949	-14
SEPTEMBER	6366	6406	40	1	6406	5996	-410	-6
OCTOBER	5848	6531	683	12	6531	6086	-445	-7
NOVEMBER	6080	5850	-230	-4	5850	5879	29	0.5
DECEMBER	6473	5761	-712	-11	5761	5644	-117	-2
TOTAL	75733	77852	2119	3	77852	71832	-6020	-8



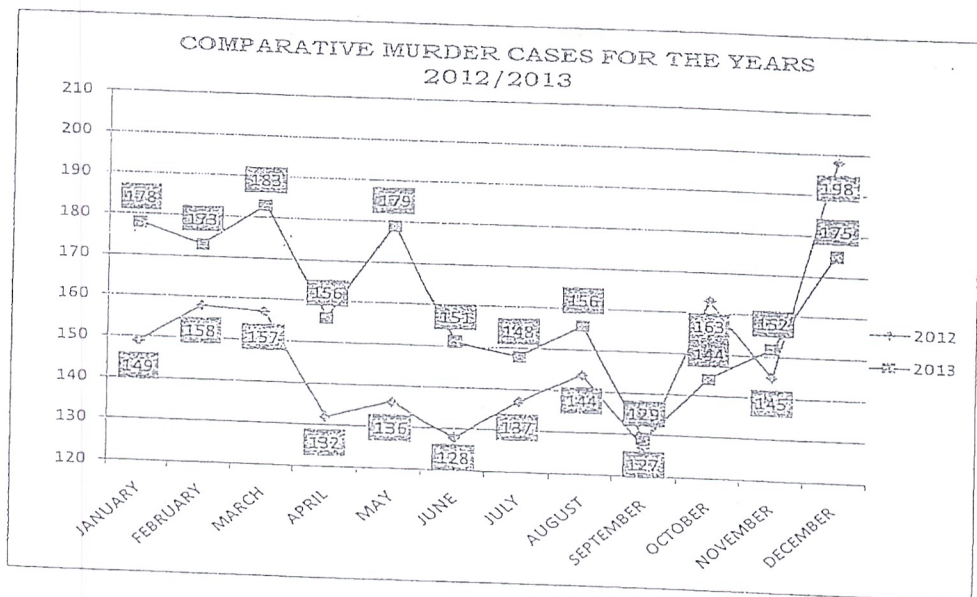
**Appendix C  
COMPARATIVE REGIONAL CRIME FIGURES FOR THE YEARS 2011/2012/2013**

REGION	2011	2012	DIF	%DIFF	2012	2013	DIF	%DIFF
NAIROBI	8528	9259	731	9	9259	8929	-330	-4
RIFTVALLEY	19262	20302	1040	5	20302	18268	-2034	-10
CENTRAL	10016	10948	932	9	10948	10988	40	0
EASTERN	9356	10123	767	8	10123	8934	-1189	-12
NYANZA	8723	8692	-31	0	8692	7286	-1406	-16
COAST	9240	8752	-488	-5	8752	8692	-60	-1
WESTERN	8658	8071	-587	-7	8071	7119	-952	-12
NORTH EASTERN	1439	1377	-62	-4	1377	1302	-75	-5
KAPU	160	113	-47	-29	113	123	10	9
RAILWAYS	351	215	-136	-39	215	191	-24	-11
TOTAL	75733	77852	2119	3	77852	71832	-6020	-8



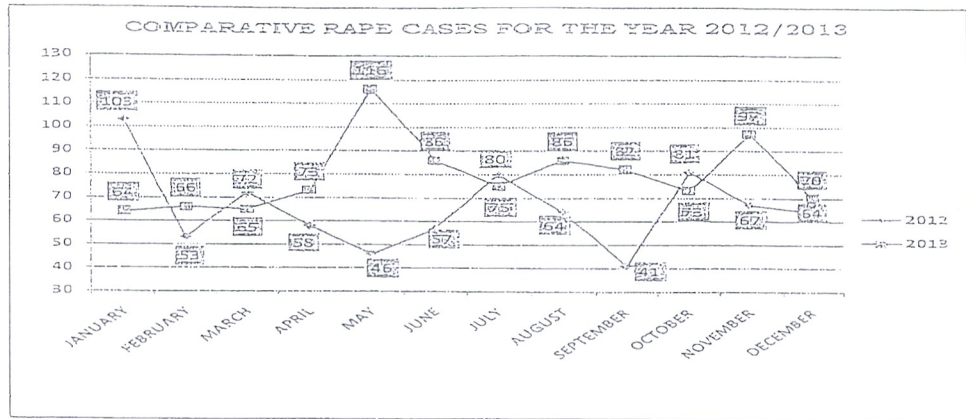
## Appendix D

Fig I: MURDER CASES



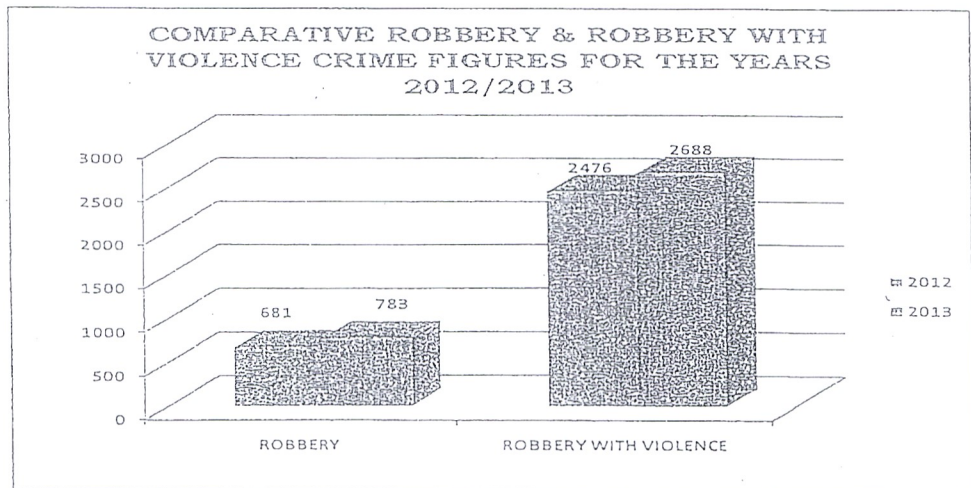
From the Line Graph, year 2013 recorded the highest number of murder cases as compared to the year 2012. The cases were higher during the first five months and recorded a decline in the remaining months but still at high rates.

Fig. II: RAPE CASES



From the Line Graph above, cases of rape were lower in the first three months during the year 2013. They significantly shot up during the middle months with May recording the highest cases at 116. A gradual decline was then recorded in the months of August, September and October. Generally, the year 2013 exhibited higher Rape cases as compared 2012.

Fig. III: ROBBERY/ROBBERY WITH VIOLENT CASES



From the bar graph above, robbery with violence cases were relatively higher as compared to robbery cases. In both cases, 2013 recorded higher incidents as compared to 2012.

Appendix D  
COUNTY CRIME FIGURES FOR THE YEAR 2013

REGION (COUNTIES)	HOMICIDE	OFFENCES AGAINST MORALITY	OTHER OFFENCES AGAINST PERSONS	ROBBERY	BREAKINGS	THEFT OF STOCK	STEALING	THEFT BY SERVANT	VEHICLE AND OTHER THEFTS	DANGEROUS DRUGS	TRAFFIC OFFENCES	CRIMINAL DAMAGE	ECONOMIC CRIMES	CORRUPTION	OFFENCES INVOLVING POLICE OFFICERS	OFFENCES INVOLVING TOURIST	OTHER PENAL CODE OFFENCES	GRAND TOTAL
EASTERN REGION																		
MARSABIT	12	20	126	9	19	4	37	5	3	18	0	22	6	0	0	0	39	320
ISIOLO	6	14	113	10	40	24	78	9	3	22	0	25	8	0	0	0	53	405
MERU	81	92	1124	146	235	125	941	118	22	118	0	307	102	0	1	0	414	3826
THARAKA	17	33	182	26	36	25	89	28	0	45	0	47	10	0	0	0	80	618
EMBU	21	39	181	44	79	19	107	25	2	73	1	54	12	0	0	0	104	761
KITUI	23	83	192	26	98	26	112	21	14	75	2	56	14	1	0	0	75	818

REGION (COUNTIES)	HOMICIDE	OFFENCES AGAINST MORALITY	OTHER OFFENCES AGAINST PERSONS	ROBBERY	BREAKINGS	THEFT OF STOCK	STEALING	THEFT BY SERVANT	VEHICLE AND OTHER THEFTS	DANGEROUS DRUGS	TRAFFIC OFFENCES	CRIMINAL DAMAGE	ECONOMIC CRIMES	CORRUPTION	OFFENCES INVOLVING POLICE OFFICERS	OFFENCES INVOLVING TOURIST	OTHER PENAL CODE OFFENCES	GRAND TOTAL
MACHAKOS	22	64	312	68	131	57	174	74	20	86	1	83	44	3	0	3	128	1270
MAKUENI	18	57	220	43	75	31	151	61	27	56	3	47	25	0	2	0	100	916
TOTAL	200	402	2450	372	713	311	1689	341	91	493	7	641	221	4	3	3	993	8934
CENTRAL REGION																		
NYANDARUA	120	118	302	65	148	41	175	35	16	115	1	45	28	4	0	0	92	1305
NYERI	99	88	374	114	172	43	226	75	28	172	1	84	22	2	3	0	121	1624
KIRINYAGA	59	88	437	49	125	28	156	80	23	125	0	125	44	0	6	0	174	157
MURANG'A	110	115	504	92	151	47	228	63	21	329	1	119	39	0	1	0	237	77
KIAMBU	172	242	1013	321	327	53	624	195	66	613	0	231	140	1	1	0	484	83

REGION (COUNTIES)	HOMICIDE	OFFENCES AGAINST MORALITY	OTHER OFFENCES AGAINST PERSONS	ROBBERY	BREAKINGS	THEFT OF STOCK	STEALING	THEFT BY SERVANT	VEHICLE AND OTHER THEFTS	DANGEROUS DRUGS	TRAFFIC OFFENCES	CRIMINAL DAMAGE	ECONOMIC CRIMES	CORRUPTION	OFFENCES INVOLVING POLICE OFFICERS	OFFENCES INVOLVING TOURIST	OTHER PENAL CODE OFFENCES	GRAND TOTAL
TOTAL	560	651	2630	641	923	212	1409	448	154	1354	3	604	273	7	11	0	1108	10988
WESTERN REGION																		
BUNGOMA	69	211	839	75	258	85	295	45	28	77	0	117	79	0	0	0	203	2381
KAKAMEGA	103	204	953	148	349	94	372	48	29	128	1	149	128	7	0	0	199	2912
BUSIA	27	81	279	38	114	36	133	34	18	42	0	66	32	0	0	0	70	970
VIHIGA	14	72	307	36	125	18	102	15	3	49	0	46	10	0	0	0	59	856
TOTAL	213	568	2378	297	846	233	902	142	78	296	1	378	249	7	0	0	531	7119
NAIROBI REGION																		
NAIROBI	206	273	1414	627	614	8	1985	576	532	320	11	240	740	4	0	0	657	8207

REGION (COUNTIES)	HOMICIDE	OFFENCES AGAINST MORALITY	OTHER OFFENCES AGAINST PERSONS	ROBBERY	BREAKINGS	THEFT OF STOCK	STEALING	THEFT BY SERVANT	VEHICLE AND OTHER THEFTS	DANGEROUS DRUGS	TRAFFIC OFFENCES	CRIMINAL DAMAGE	ECONOMIC CRIMES	CORRUPTION	OFFENCES INVOLVING POLICE OFFICERS	OFFENCES INVOLVING TOURIST	OTHER PENAL CODE OFFENCES	GRAND TOTAL
TOTAL	206	273	1414	627	614	8	1985	576	532	320	11	240	740	4	0	0	657	8207
RIFT VALLEY REGION																		
BARINGO	46	79	328	40	93	62	95	14	11	6	0	31	11	0	0	0	70	886
BOMET	53	87	515	54	128	47	146	37	15	7	0	103	49	0	0	0	97	1338
UASIN GISHU	61	152	508	62	167	35	250	56	30	43	4	109	80	2	1	0	79	1639
KAJIADO	48	124	416	95	146	35	298	75	33	35	0	67	77	2	0	2	105	1558
ELGEYO MARAKWET	42	67	277	54	97	24	145	29	22	31	0	59	42	2	0	0	74	965
KERICHO	55	88	376	37	94	31	114	21	20	27	1	62	36	0	0	0	41	1003
TRANSNZOIA	40	154	470	77	176	72	189	44	28	54	0	55	54	0	0	0	181	1594

REGION (COUNTIES)	HOMICIDE	OFFENCES AGAINST MORALITY	OTHER OFFENCES AGAINST PERSONS	ROBBERY	BREAKINGS	THEFT OF STOCK	STEALING	THEFT BY SERVANT	VEHICLE AND OTHER THEFTS	DANGEROUS DRUGS	TRAFFIC OFFENCES	CRIMINAL DAMAGE	ECONOMIC CRIMES	CORRUPTION	OFFENCES INVOLVING POLICE OFFICERS	OFFENCES INVOLVING TOURIST	OTHER PENAL CODE OFFENCES	GRAND TOTAL
LAIKIPIA	28	74	213	56	119	58	78	38	11	31	0	43	25	1	1	1	65	842
NAKURU	148	281	874	211	328	98	607	161	80	179	0	162	158	3	22	2	289	3603
NANDI	75	148	649	96	190	58	226	64	29	99	0	99	66	0	26	1	99	1925
NAROK	74	78	519	106	128	91	204	62	18	46	0	66	38	0	1	0	162	1593
SAMBURU	18	29	96	16	35	36	32	15	4	13	3	13	5	7	9	1	32	364
TURKANA	30	73	220	54	101	74	86	18	14	27	2	37	12	0	0	0	86	834
WEST POKOT	30	60	300	30	77	43	110	18	6	22	2	49	26	0	2	3	68	846
TOTAL	748	1494	5761	988	1879	764	2580	652	321	620	12	955	679	17	62	10	1448	18990
COAST REGION																		

REGION (COUNTIES)	HOMICIDE	OFFENCES AGAINST MORALITY	OTHER OFFENCES AGAINST PERSONS	ROBBERY	BREAKINGS	THEFT OF STOCK	STEALING	THEFT BY SERVANT	VEHICLE AND OTHER THEFTS	DANGEROUS DRUGS	TRAFFIC OFFENCES	CRIMINAL DAMAGE	ECONOMIC CRIMES	CORRUPTION	OFFENCES INVOLVING POLICE OFFICERS	OFFENCES INVOLVING TOURIST	OTHER PENAL CODE OFFENCES	GRAND TOTAL
MOMBASA	88	178	555	133	236	9	780	165	190	359	1	90	174	3	17	0	259	3237
KILIFI	184	286	562	71	140	49	362	62	63	147	3	90	79	1	0	1	214	2314
KWALE	75	155	298	82	101	55	166	51	17	55	1	26	13	0	0	0	67	1162
LAMU	12	41	118	7	58	9	68	4	12	62	1	21	17	0	0	0	20	450
TAITA TAVETA	29	90	225	39	73	60	207	42	13	91	0	55	21	1	0	0	75	1021
TANA RIVER	13	68	143	12	49	20	61	3	6	56	0	17	16	4	0	0	40	508
TOTAL	401	818	1901	344	657	202	1644	327	301	770	6	299	320	9	17	1	675	8692
NYANZA REGION																		
KISUMU	107	103	596	94	192	58	316	71	46	133	1	100	84	0	3	0	194	2098

REGION (COUNTIES)	HOMICIDE	OFFENCES AGAINST MORALITY	OTHER OFFENCES AGAINST PERSONS	ROBBERY	BREAKINGS	THEFT OF STOCK	STEALING	THEFT BY SERVANT	VEHICLE AND OTHER THEFTS	DANGEROUS DRUGS	TRAFFIC OFFENCES	CRIMINAL DAMAGE	ECONOMIC CRIMES	CORRUPTION	OFFENCES INVOLVING POLICE OFFICERS	OFFENCES INVOLVING TOURIST	OTHER PENAL CODE OFFENCES	GRAND TOTAL
SIAYA	75	82	368	18	99	42	166	31	20	73	0	72	20	0	0	0	92	1158
HOMA BAY	72	74	329	26	107	40	120	24	25	52	0	60	24	0	0	0	61	1014
MIGORI	81	74	212	41	60	31	69	15	17	37	0	42	18	0	0	0	67	764
KISII	106	96	599	42	128	31	157	41	25	49	0	101	57	3	0	0	158	1593
NYAMIRA	54	43	237	11	78	13	70	13	11	18	0	49	19	0	0	0	43	659
TOTAL	495	472	2341	232	664	215	898	195	144	362	1	424	222	3	3	0	615	7286
NORTH EASTERN																		
GARISSA	33	42	238	25	58	8	132	8	4	34	1	27	12	2	0	0	132	756
WAJIR	7	26	124	5	13	7	33	1	2	9	0	19	11	0	0	0	42	299

REGION (COUNTIES)	HOMICIDE	14	26	85	13	11	4	14	3	1	39	1	11	3	0	0	0	0	0	22	247	
	OFFENCES AGAINST MORALTY																					
	OTHER OFFENCES AGAINST PERSONS																					
MANDERA	ROBBERY																					
	BREAKINGS																					
	THEFT OF STOCK																					
TOTAL	THEFT BY SERVANT																					
	STEALING																					
	VEHICLE AND OTHER THEFTS																					
FORMATIONS	DANGEROUS DRUGS																					
	TRAFFIC OFFENCES																					
	CRIMINAL DAMAGE																					
KAPU	ECONOMIC CRIMES																					
	CORRUPTION																					
	OFFENCES INVOLVING POLICE OFFICERS																					
RAILWAY	OFFENCES INVOLVING TOURIST																					
	OTHER PENAL CODE OFFENCES																					
	GRAND TOTAL																					
TOTAL	GRAND TOTAL	2878	4779	19344	3551	6397	1965	11455	2702	1631	4316	45	3603	2750	54	98	14	6250	71832			
	TOTAL	1	7	22	7	19	1	169	9	3	19	2	5	20	1	2	0	27	314			
	RAILWAY	1	6	10	7	15	1	115	2	2	2	0	1	16	1	2	0	10	191			
KAPU	0	1	12	0	4	0	54	7	1	1	17	2	4	4	0	0	0	17	123			

### Appendix E

OFFENCES	2011	2012	DIFF	%DIFF	2012	2013	DIFF	%DIFF
HOMICIDE								
a) Murder	1702	1774	72	4	1774	1924	150	8
b) Manslaughter	54	52	-2	-4	52	49	-3	-6
c) Infanticide	45	33	-12	-27	33	45	12	36
d) Procuring Abortion	42	24	-18	-43	24	43	19	79
e) Concealing Birth	113	91	-22	-19	91	88	-3	-3
f) Suicide	310	489	179	58	489	389	-100	-20
g) Causing Death by Dangerous Driving	375	298	-77	-21	298	340	42	14
SUB-TOTAL	2641	2761	120	5	2761	2878	117	4
OFFENCES AGAINST MORALITY								
a) Rape	934	786	-148	-16	786	953	167	21
b) Defilement	3191	3387	196	6	3387	3286	-101	-3
c) Incest	277	284	7	3	284	226	-58	-20
Un-natural offences sodomy	114	110	-4	-4	110	108	-2	-2
e) Bestiality	12	19	7	58	19	18	-1	-5
f) Indecent assault	115	134	19	17	134	116	-18	-13
g) Abduction	55	75	20	36	75	59	-16	-21

OFFENCES	2011	2012	DIFF	%DIFF	2012	2013	DIFF	%DIFF
	5	11	6	120	11	13	2	18
h) Bigamy	4703	4806	103	2	4806	4779	-27	-1
SUB-TOTAL								
OTHER OFFENCES AGAINST PERSONS								
a) Assault	14366	14533	167	1	14533	13674	-859	-6
b) Creating Disturbance	5473	5807	334	6	5807	5314	-493	-8
c) Affray	305	357	52	17	357	356	-1	0
SUB-TOTAL	20144	20697	553	3	20697	19344	-1353	-7
ROBBERY								
a) Robbery	738	681	-57	-8	681	783	102	15
b) Robbery With Violence	2403	2476	73	3	2476	2688	212	9
c) Carjacking	36	51	15	42	51	22	-29	-57
d) Robbed of M/v	28	17	-11	-39	17	13	-4	-24
e) Cattle Rustling	57	37	-20	-35	37	45	8	22
SUB-TOTAL	3262	3262	0	0	3262	3551	289	9
BREAKINGS								
a) House Breaking	2573	2871	298	12	2871	2460	-411	-14
b) Burglary	1874	1826	-48	-3	1826	1577	-249	-14
c) Other Breaking	2878	2881	3	0	2881	2360	-521	-18
SUB-TOTAL	7325	7578	253	3	7578	6397	-1181	-16

OFFENCES	2011	2012	DIFF	%DIFF	2012	2013	DIFF	%DIFF
THEFT OF STOCK	2269	2377	108	5	2377	1965	-412	-17
SUB-TOTAL	2269	2377	108	5	2377	1965	-412	-17
STEALING	466	794	328	70	794	465	-329	-41
a) Handling Stolen Property	1034	894	-140	-14	894	811	-83	-9
b) Stealing from Person	59	65	6	10	65	102	37	57
c) Stealing by Tenants/lodgers	524	214	-310	-59	214	195	-19	-9
d) Stealing from a building	11714	12145	431	4	12145	9882	-2263	-19
e) General Stealing	13797	14112	315	2	14112	11455	-2657	-19
SUB-TOTAL	28	22	-6	-21	22	35	13	59
THEFT BY SERVANT	223	191	-32	-14	191	136	-55	-29
a) Stealing by Directors	2638	2771	133	5	2771	2531	-240	-9
b) Stealing by Agents	2889	2984	95	3	2984	2702	-282	-9
c) Stealing by employee/servant	764	758	-6	-1	758	737	-21	-3
VEHICLE AND OTHER THEFTS	187	191	4	2	191	187	-4	-2
a) Theft of M/V	312	273	-39	-13	273	233	-40	-15
b) Theft from M/V	505	441	-64	-13	441	474	33	7
c) Theft of Motor cycle	1768	1663	-105	-6	1663	1631	-32	-2
SUB-TOTAL								

OFFENCES	2011	2012	DIFF	%DIFF	2012	2013	DIFF	%DIFF
DANGEROUS DRUGS								
a) Possession	4042	3738	-304	-8	3738	3864	126	3
b) Handling	31	28	-3	-10	28	29	1	4
c) Trafficking	455	300	-155	-34	300	338	38	13
d) Cultivating	96	101	5	5	101	72	-29	-29
e) Usage	25	14	-11	-44	14	13	-1	-7
SUB-TOTAL	4649	4181	-468	-10	4181	4316	135	3
TRAFFIC OFFENCES								
a) Taking Vehicle without Lawful authority	39	35	-4	-10	35	37	2	6
b) Driving under influence of Alcohol	61	31	-30	-49	31	8	-23	-74
SUB-TOTAL	100	66	-34	-34	66	45	-21	-32
CRIMINAL DAMAGE								
a) Malicious Damage	2717	3070	353	13	3070	2947	-123	-4
b) Arson	475	551	76	16	551	533	-18	-3
c) Other Criminal Damage	72	97	25	35	97	81	-16	-16
d) Negligent Acts	81	51	-30	-37	51	42	-9	-18
SUB-TOTAL	3345	3769	424	13	3769	3603	-166	-4
ECONOMIC CRIMES								
a) Obtaining by False Pretence	2135	2492	357	17	2492	2245	-247	-10
b) Currency Forgery	243	261	18	7	261	159	-102	-39

OFFENCES	2011	2012	DIFF	%DIFF	2012	2013	DIFF	%DIFF
	37	31	-6	-1.6	31	29	-2	-6
c) False Accounting								
	621	585	-36	-6	585	317	-268	-46
d) Other Fraud/Forgery Offences								
SUB-TOTAL	3036	3369	333	11	3369	2750	-619	-18
CORRUPTION								
a) Soliciting for Bribe	20	7	-13	-65	7	25	18	257
b) Accepting Bribe	3	1	-2	-67	1	0	-1	-100
c) Accepting Free Gifts	0	0	0	0	0	0	0	0
d) Demanding by false pretence	15	8	-7	-47	8	8	0	0
e) Other Corruption Offences	14	33	19	136	33	24	-9	-27
SUB-TOTAL	52	49	-3	-6	49	57	8	16
OFFENCES INVOLVING POLICE OFFICERS								
a) Soliciting for Bribe	4	0	-4	-100	0	8	8	0
b) Accepting Bribe	0	0	0	0	0	0	0	0
c) Accepting Free Gifts	0	1	1	0	1	0	-1	-100
d) Demanding by false pretence	4	7	3	75	7	6	-1	-14
e) Other Criminal Offences	19	61	42	221	61	81	20	33
SUB-TOTAL	27	69	42	156	69	95	26	38
OFFENCES INVOLVING TOURIST								
a) Bag Snatching	0	0	0	0	0	8	8	0

OFFENCES	2011	2012	DIFF	%DIFF	2012	2013	DIFF	%DIFF
b) Other offences Against tourists	0	0	0	0	0	1	1	0
c) Other Offences Involving Tourists	0	0	0	0	0	5	5	0
SUB-TOTAL	0	0	0	0	0	14	14	0
OTHER PENAL CODE OFFENCES	5726	6109	383	7	6109	6250	141	2
SUB-TOTAL	5726	6109	383	7	6109	6250	141	2
TOTAL	5733	77852	2119	3	77852	71832	-6020	-8

## ANNEX B

To National Assembly

Presentation

Dated 27th March, 2014

### WILDLIFE SECURITY SITUATION IN KENYA

#### 1.0 Introduction

Wildlife crime has evolved over time and the situation is presenting increased challenges to wildlife conservation in the country. As is the general trend globally, the region and the country is witnessing emergence of new challenges in wildlife security. The rise in demand for wildlife products in the international market has led to a resurgence of elephant and rhino poaching and a shift in terms of poaching areas and *modus operandi* where snaring, poisoning of wildlife and poaching at night is rapidly taking over from the traditional use of firearms and poaching during the day in some areas that hitherto never experienced poaching.

In the recent past wildlife crime has been exacerbated by climate change, human population pressure and dynamics in the global economic and political order. Growing affluence and economic growth in East and South-East Asia contributed immensely to increased demand for rhino and ivory. The rising demand and price of ivory and rhino horn in the illicit market continues to drive poaching. This situation was further complicated by the approval by CITES of the one-off sale of elephant ivory by Southern African countries in 2007 and the sale of ivory stockpiles which continues to haunt wildlife security in Kenya.

#### Emerging Challenges in Wildlife Security

Some of the factors contributing to increased poaching in Kenya include:-

- Rising demand and prices for wildlife trophies in the illicit markets
- Proliferation of small arms and light weapons in the country, which are now used in wildlife poaching.
- Well organized and highly skilled poaching gangs (including the involvement of ex- Service men)
- Involvement of local and international well-to-do cartels in illicit trophy deals.

- Inadequate man power (rangers), skills, equipment and transport
- Human settlements around key Rhino sanctuaries (Nakuru, Nairobi, Solio, Ruma, Ol Pejeta, Ol Jogi and Meru)
- The existing rhino and elephant fences cannot deter human intrusion
- The illegal trophy dealers are taking advantage of Kenya's efficient communication system (air, seaport, road and electronic money transfer)
- Changing lifestyles (nearly all communities are involved in poaching due to high economic returns)
- Vastness of the area of coverage against the available strength (for example in Tsavo one ranger covers an average of 187 Km<sup>2</sup>).

### 3.0 Actions taken to Prevent and Combat Wildlife Crime

To enhance wildlife security, strengthen law enforcement and address wildlife crime, Kenya Wildlife Service (KWS) has put in place specific security strategies to address the above challenges which continue to threaten the country's invaluable wildlife resource. These strategies includes:

- Identification, surveillance and profiling of trophy dealers
- Arresting and prosecuting offenders
- Security operations to hunt down poachers
- Establishment and strengthening of specialized security units which are deployed throughout the country
- Deployment of canine unit at Jomo Kenyatta and Moi International Airports
- Training and building the capacity of law enforcement personnel
- Formation and deployment of Inter-Agency Elite Anti -Poaching Unit in poaching hotspots
- Collaboration with other agencies such as NIS, Police, Lusaka Agreement Task Force (a regional inter-governmental organization mandated to fight illicit trade in fauna and flora), Cross border collaboration with Tanzania on wildlife security.
- Reaching out to local communities to be partners in wildlife law enforcement

Despite all these efforts the country continues to experience an escalation of poaching especially of the rhinos.

#### 4.0 Support Required

As KWS continues with the fight against poaching and other wildlife crime, greater collaborative support and assistance is urgently needed as follows:-

##### (i) Short and Medium Term Requirements

S/No	Description	Budget KSh' 000	Remarks
1.	Recruitment and training of 600 rangers	500,000	Enhance strength of the ranger force to address fatigue, overstays, AWOLs, etc. This is Phase I as the current ranger shortfall is 1500
2.	Provision of additional vehicles 100 pick-ups 4x4	650,000	To address the inadequate and aging vehicle fleet
3.	Procurement of night vision goggles, thermal imagers, rifle scopes	300,000	To enhance our capacity to operate at night (Owning the Night)
4.	Immediate special allowances for rhino rangers	310,000	To cater for the 300 rhino rangers annually at a rate of Kes. 500 per day & other rangers at a rate of Kes. 300
5.	Immediate apprehension and prosecution of key trophy dealers	7,000	For information gathering and follow ups
6.	Procurement of firearms and accessories	500,000	To address weapon inadequacy and modernization
7.	Upgrading of rhino fences to incorporate intrusion detectors	750,000	Take audit of existing fence and upgrade to required standard
8.	Recruitment of rhino monitors/watchers	18,000	To recruit 100 watchers for all rhino sanctuaries, to release rangers to concentrate on rhino security & enhance detection of intrusion
9.	Funding for upgrading intelligence analysis	10,000	To improve on establishing trends and profiling of offenders
10.	Provision of Avgas & Jet A1 for field operations	100,000	To facilitate aerial patrol in all Conservation Areas
11.	Back-stopping budget for DDS, DDWC & Field Assistant Directors	50,000	Contingency budget to facilitate field operations
12.	Review of ranger remuneration	-	To be determined by SRC.
	Total	3,195,000	Requirement for the short & medium term

(ii) Long Term Requirements

- a) Address rangers' housing shortage
- b) Recruit additional rangers and achieve optimal ranger force.
- c) Provide aircraft and aerial surveillance equipment.

5.0 Conclusion

Kenya's wildlife is increasingly under pressure due to the increased threats to elephants, rhinos and other species. These crimes pose a great threat to national security and conservation efforts in addition to threatening the realisation of Vision 2030. On our part, KWS is committed to combating wildlife crime and guaranteeing security of wildlife in the country. However, winning this battle calls for concerted efforts by all. More importantly, enhanced Government support to wildlife protection, conservation and Management will contribute to the enhancement of the country's economy and support to tourism, education, agriculture, security and energy sectors leading to realization of Vision 2030.

# WILDLIFE SECURITY TRENDS

Fig 1:- Elephant Poaching Trends

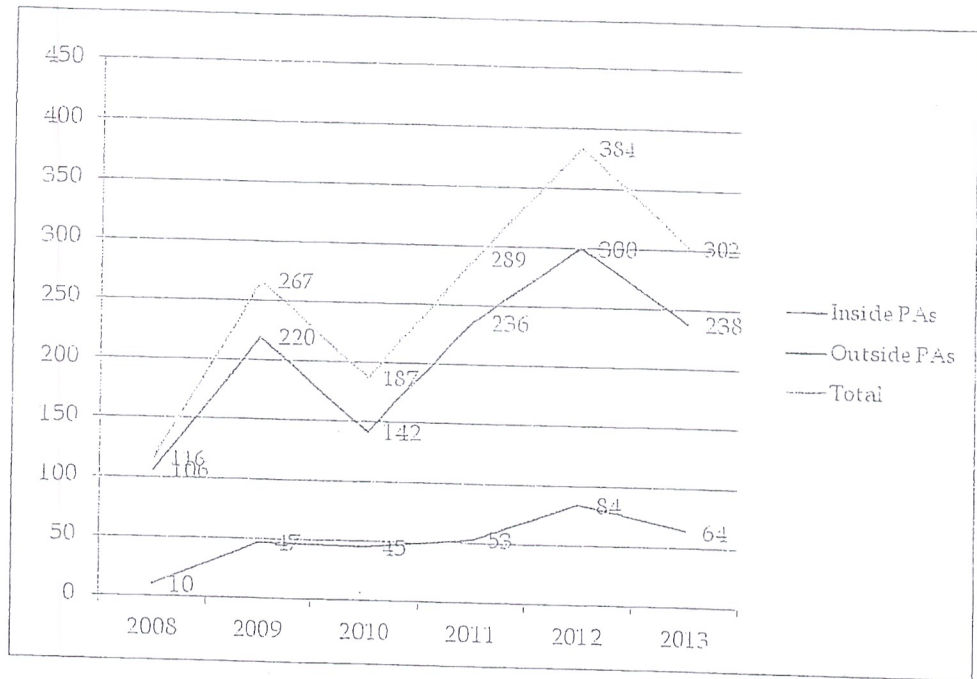


Fig 2:- Rhino Poaching Trends

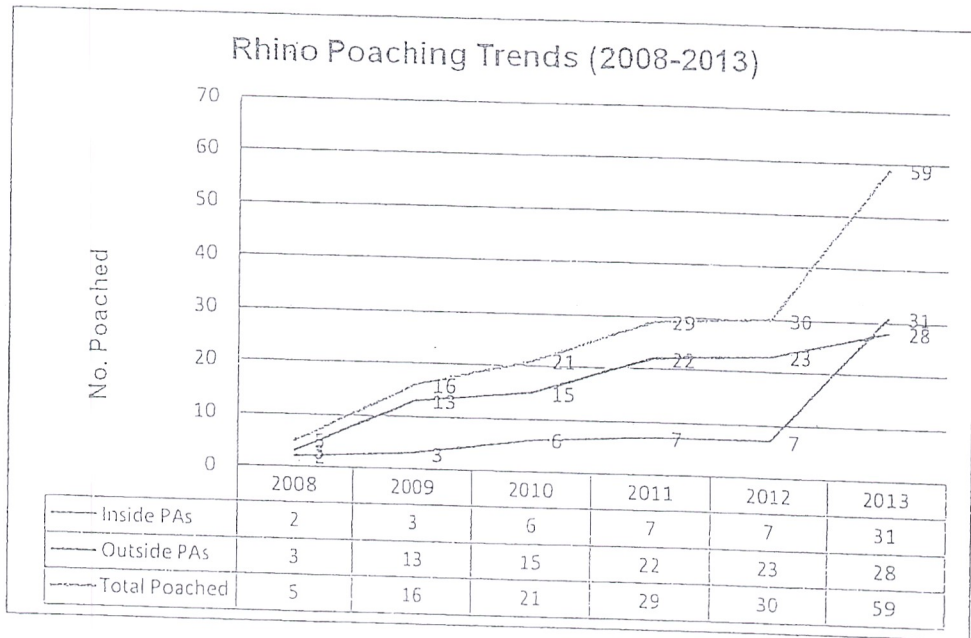


Fig 3:- Fire Arms and Weapons Recovered (2008-2013)

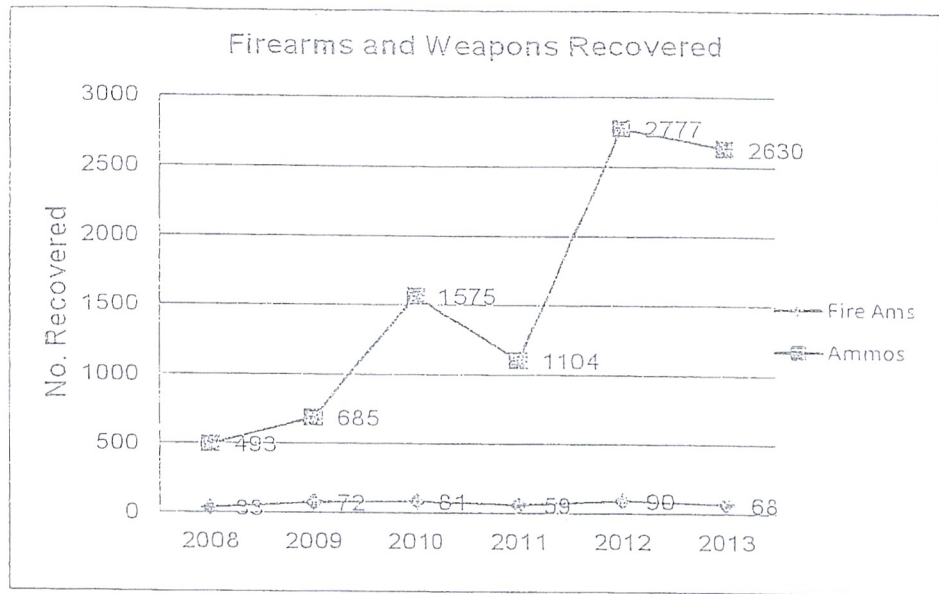


Table 1:- Active Security Operations

Year	No. of contacts	Poachers Eliminated	Poachers Injured	Rangers Fatalities	Rangers Injured
2008	3	1	1	-	-
2009	19	11	4	1	5
2010	24	14	8	-	3
2011	30	14	6	1	2
2012	56	41	30	4	6
2013	34	28	4	3	2
2014	5	7	0	0	0

Fig 4:- Arrests for Wildlife Related Crimes

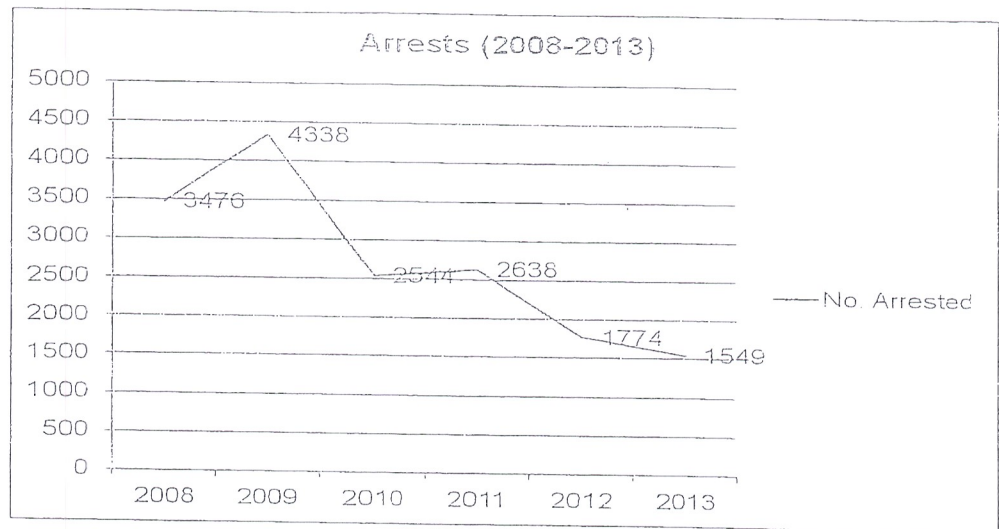
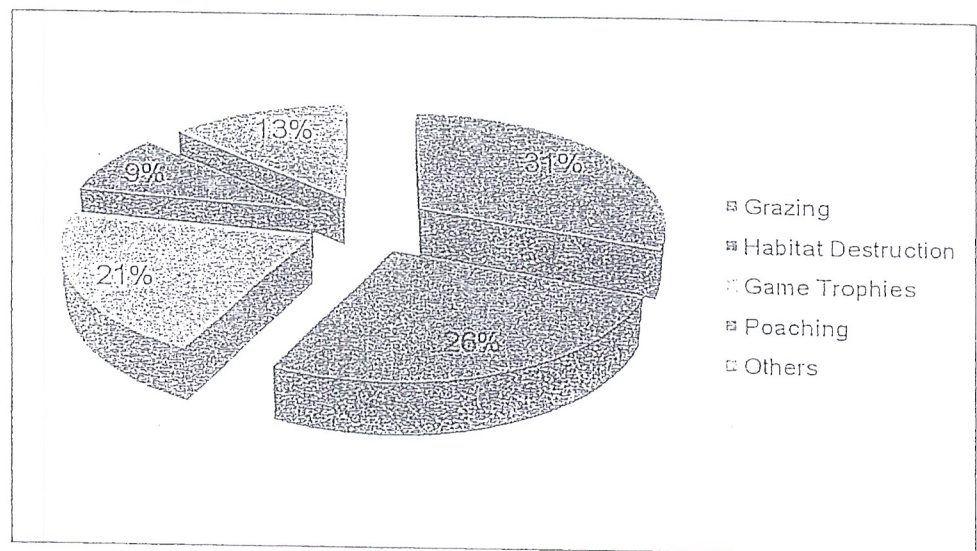
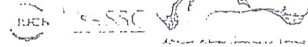
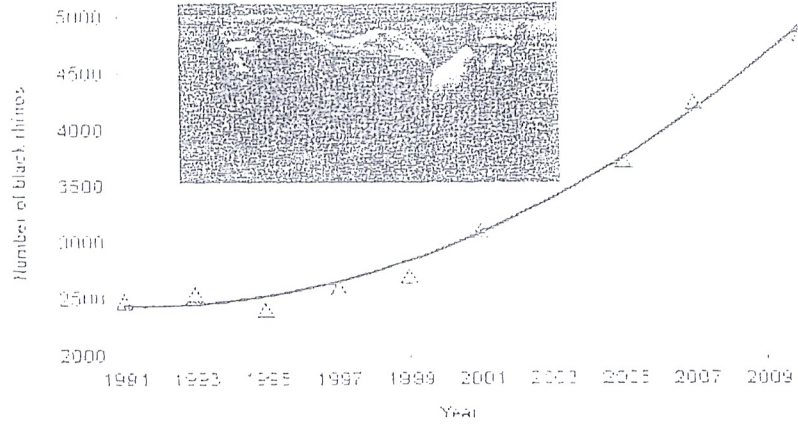


Fig 5:- Proportionality of Wildlife Crimes



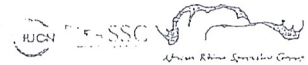
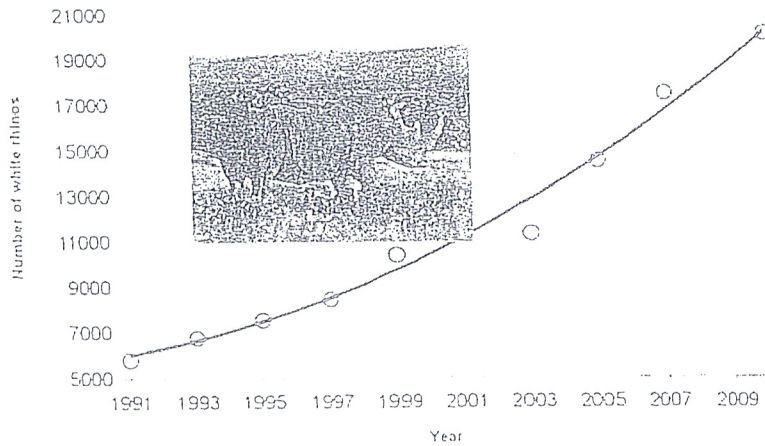
# RHINO AND ELEPHANT POPULATION TRENDS

## Africa's black rhinos

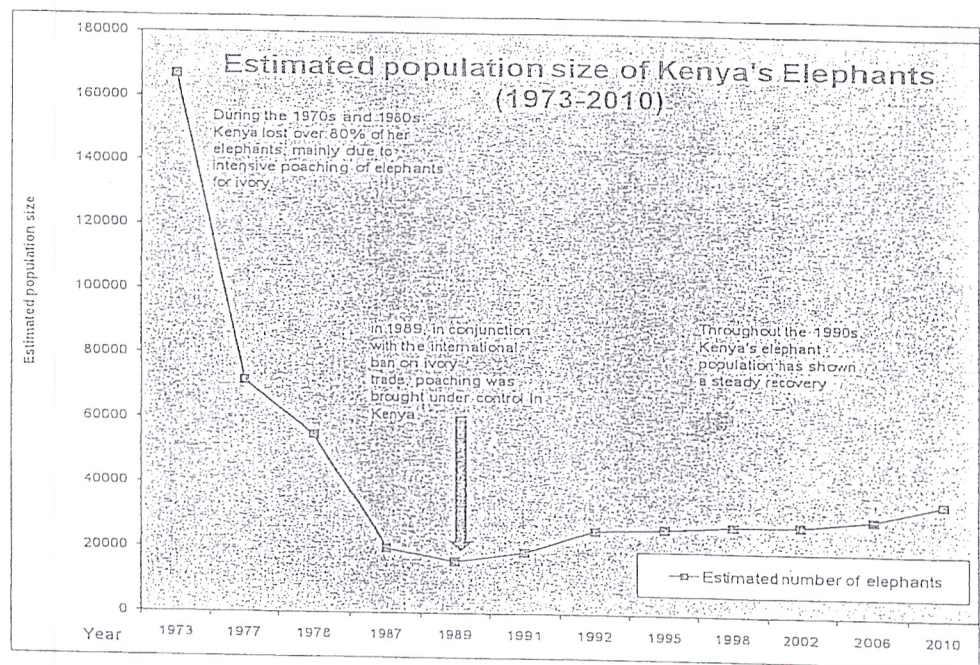


## Summary of Rhino Numbers in Africa

## Africa's white rhinos



Country	White rhino	Black rhino	Total
South Africa	18,796	1,915	20,711
Namibia	469	1,750	2,219
Kenya	365	594	959
Zimbabwe	290	431	721
Botswana	135	7	142
Tanzania	0	113	113
Swaziland	88	17	105
Zambia	7	27	34
Malawi	0	24	24
Uganda	9	0	9
Mozambique	6	1	7
Angola	0	1	1
Totals	20,161	4,880	25,045



ANNEX C

To National Assembly

Presentation

Dated 27th March, 2014

SUMMARY OF ACHIEVEMENTS OF SECURITY WAVE RRI  
IMPLEMENTATION AS AT 24TH MARCH, 2014

Thematic Area 1: Crime Reduction

1. Combating Terrorism:

The RRI seeks to reduce acts of terrorism, counter terrorism and prevent radicalization of members of the public. The achievements made so far are:

- 454 suspected terrorists arrested, investigated and taken to court across the country; 9,585 aliens were arrested at JKIA, Mombasa, Nairobi, Garissa, Bungoma among other areas and taken to court;
- 51,311 additional officers were deployed to guard vulnerable premises and vital installations;
- 1,041 additional officers deployed to cover/patrol panya routes along the border;
- 3,051 security meetings and peace baraza's held with the members of the public, business people on terrorism awareness;
- Marsabit County: A data base of suspected extremist including people who have joined Al-Shabaab and people involved in recruiting Al Shabaab adherents has been developed;
- 13 updates made in the PISCES systems to intercept suspected terrorists at our entry/ exit points;
- 476 awareness forums held to sensitize the public on terrorism issues;
- 3 terrorism incidences reported at JKIA & Mombasa;
- 156 refugees suspected of abetting terrorism were arrested in refugee camps
- The Tripartite Commission comprised of twelve (12) members of three Parties (Kenya, Somalia and UNHCR) was established;

- Six (6) persons were intercepted and prosecuted for immigration related offenses; Two (2) foreigners were removed from the country through JKIA;
  - 96 inmates of terrorist and extremist category were isolated in Kamiti 17 (12 terrorists and 5 radicalized), Naivasha 9, Shimo 17, Nairobi Remand 10, Manyani 16 (1 terrorist, 15 extremists) Garissa 26, Eldoret 1;
  - 102 officers vetted to handle the above categories; Kamiti 14, Naivasha 16, Shimo 18, Nairobi Remand 20, Manyani 24, Garissa 10;
  - 508 Peace and Safety baraza's held;
  - 32,503 Nyumba Kumi clusters/committees established;
2. **Combating General crime (Kidnappings, Carjacking, Muggings, Burglary, Rape and Murder) in the country:**
- 92,444 suspects arrested and arraigned in court across the county for committing general crime and 2,500 suspects arrested on petty offences;
  - 2,005 serious cases were reported during the period under review.
  - Total calls made on the lines 999 and 112 to improve communication and information sharing with citizens is 1,173,774 out of which 131,030 calls were abandoned and 1,042,744,691 were completed. This translates to 88.88% successful calls;
  - 44 people being trafficked through JKIA were intercepted and returned to their original destinations: 17 Ethiopians, 12 Indians, 13 Somalis, 1 Eritrean and 1 Vietnamese;
  - 111 hardcore criminals and ex-prisoners profiled in the data bank;
3. **Combating organized criminal gangs (extortions, fraud, money laundering, human trafficking, contrabands and counterfeits):**
- 16 cases of organized crimes detected and 775 suspected criminal gang members arrested and arraigned in court;
  - 1 suspected human trafficker arrested in Mandera County;
  - 18 criminal gangs identified in Kiambu, Mombasa, Nyeri, Kisii, Kilifi and Laikipia counties;
  - 47 persons being trafficked through JKIA were intercepted and returned to their original destinations: 17 Ethiopians, 12 Indians, 13 Somalis, 1 Eritrean and 1 Vietnamese. 1 Somali and 2 Bangladesh are being interrogated by NIS;

- 4 airlines surcharged for bringing in inadmissible persons in combating human trafficking and smuggling: Kenya Airways, Ethiopian Airways, Emirates and British Airways;
  - 345 inmates identified and isolated in eradicating extortions rackets/cartels, money laundering and kidnapping in Kamiti 153, Shimo 27, Naivasha 4, Nakuru 9, Langata 2, Nairobi Remand 21, Manyani 4, Garissa 10, Nyeri 6, Eldoret 6, Embu 6, Kakamega 67, Kibos 30;
  - 37 officers identified and vetted to handle the above categories;
  - 953 illegal mobile phones were confiscated from inmates in Kamiti 27, Nakuru 83, Shimo 167, Naivasha 7, Nyeri 21, Langata 84, Nairobi Remand 169, Kakamega 15, Manyani 240, Eldoret 12, Garissa 40, Kisumu 41, Machakos 6, Embu 5, Kibos 26;
  - 259 inmates transferred to break the extortionist cartel as follows: Kamiti 133, Shimo 57, Kisumu 53, Nairobi Remand 5, Eldoret 8, Kakamega 1, Nakuru 1;
  - 37 surveillances cameras in fixed at Kamiti Main prison ;
  - 29 sniffer dogs used for searches and patrols in prisons: Kamiti 12, Shimo 3, Nyeri 5, Naivasha 3, Langata 3, Kibos 3 in addition to 16 horses used for patrols in Kamiti Main;
  - 115 reports forwarded to police (Shimo 61, Kamiti 19, Nyeri 23, Garissa 10, Nyeri 2) of ex-convicts for monitoring;
4. Combating cattle rustling:
- 2,922 livestock were recovered in Rift Valley and Eastern regions, 94 suspected cattle rustlers were arrested and reined in court in an effort to prevent acts of cattle rustling and intercommunity conflicts;
  - 60% of the Kenya Defence Forces and 75% of the National Police Service arms marked;
  - 9 cross border meetings held: 8 by Mandera County and 1 by Kakamega County;
  - 258 Firearms issued to National Police Reservists in Moyale Sub County withdrawn;
  - 593 *baraza*'s held: 4 in Kakamega County, 506 Kilifi County & 83 Marsabit County
  - 3,842 recovered livestock in Rift Valley and Eastern regions, 5 cases reported and 190 suspected cattle rustlers arrested;

- 526 Peace Building meetings held (Baringo, Marsabit, Elgeyo Marakwet, Bungoma and Tharaka counties among other areas), 304 Peace monitors deployed in cattle rustling areas, 89 cross border meeting held, 183 conflict monitoring and field visits made;
- 5. **Combating Theft of Goods on Transit:**
  - 4 cases reported and 102 suspects arrested and taken to court;
- 6. **Mapping and Profiling Ex-security Officers:**
  - 33 ex-security registers established and 291 Ex-security officers profiled in Kilifi County;
- 7. **Combating crime in prisons:**
  - 1,609 offenders have satisfactory completed their sentences and 159 pre-release assessment reports generated, 519 warrants of arrests profiled, 444 offenders engaged in Community Service Order (CSO) flagship projects;
  - 2,536 community members engaged in offender surveillance;

**THEMATIC AREA 2: Enhanced accountability in Delivery of Security Services**

- 1 police officer was arrested and prosecuted on corruption in Vihiga County as 24 corruption cases reported and 13 cases addressed within the National Police Service;
- 8 KWS officers under disciplinary process for negligent to prevent rhino poaching in Lake Nakuru on 26th January 2014 and Nairobi Parks on 25th January 2014 has started;
- 4 National Registration Bureau officers have been investigated and taken to court on corrupt charges;

**THEMATIC AREA 3: Streamlining Issuance Process of National Identity Card, Travelling and other Security Documents**

- 3,068 applications for work permits were scrutinized by the Entry Permits Determination committee to eliminate cases of fraudulent acquisition of work permits, out of which 2,972 were approved, 46 rejected and 51 deferred for further scrutiny;
- 31 persons arrested and prosecuted for being in Kenya illegally;
- 7 County registrars and 34 Sub county registrars in South Rift Region and 10 county registrars in Nairobi region sensitized on registration guidelines, Coast Region the Regional registrar held 6 meetings with district registrars while in Western Region, Regional Registration Officer held meetings with 13 sub counties, in North Eastern Region,

the Regional Registration Officer held a meeting with Chiefs and their Assistants of Sankuri Division Garissa County;

- 149 Foreigners removed from the country (144 Ethiopians, 2 Somalis, 2 Ugandans and 1 Burundian) for working in Kenya illegally;
- 5 Officers arrested for corrupt malpractice in issuance of legal documents and their cases are ongoing;
- 98% of the 21 million manual registration records scanned;
- 14,850 ID cards were collected and invalidated in the mop up of lost and found identity cards and prevent their misuse; Coast region 3,797, Western region 1,062, Central region 2,412, Nyanza region 4,551, South Rift 769, North Rift 577, Lower Eastern 164 and 1,512 unclaimed or overstayed ID cards, Upper Eastern Region (Marsabit County) 4 cards and North Eastern 2 cards;
- 37,338 uncollected cards in 3 Regions: 25,000 Nyanza, 1,500 South Rift & 10,838 Lower Eastern
- 270 registration agents sensitized in 12 slum areas in Nairobi County namely: Viwadani, Mukuru, Kibera, Gitare-Marigu, Kawangware, Mathare, Korogocho, Kangemi, Kithogoro, Huruma and Mlango Kubwa.
- 10,000 fliers procured and distributed to members of public in Nairobi County informal settlement to create birth registration awareness;
- 7,492 births registered and birth notifications issued to parents in the target areas of informal settlements in Nairobi (Kibera, Kangemi and Mathare);
- 1,699,776 records of births and deaths digitized in the 3 Counties: Nairobi, Machakos and Kiambu (this represent 100% for Machakos & Kiambu Counties). Currently 58 million records scanned to date while total of 62.5 million records to be scanned by June 2014.

#### THEMATIC AREA 4: Suppression of Cyber-Related Crime

- 9 inmates identified and isolated, 12 cyber-crime related cases were reported to cyber-crime department in prisons and 14 suspects were charged in court, 256 inmates transferred (Kamiti 133, Shimo 57, Kisumu 53, Nairobi Remand 5, Eldoret 8)

#### THEMATIC AREA 5: Peaceful Co-existence among Communities

- 45 counties have had peace and conflict profile consultation profiles done;
- 1,994 public *baraza's* conducted (1,092 Mandera, 328 Kakamega, 506 Kilifi, 60 Marsabit), 20 peace forum held 96 Mandera, 13 Kakamega, 1 Kilifi County 0, 11 Cross border meetings held (7 Kakamega -2 County & 5 Sub-County-, 4 Marsabit -Kenya Ethiopia), 506 *baraza's* held in Kilifi and Yaa System among the Gabra, Naboo among the Rendille and Gadha among the Borana identified and elders involved in inter-communal dialogue for peace.

#### THEMATIC AREA 6: Elimination of Poaching Menace

- 40 night vision goggles distributed to rhino sanctuaries to support night monitoring in Lake Nakuru, Solio, Tsavo West and Tsavo East.
- 6 night vision goggles issued to support elephant security at Shimba Hills N. Reserve (3) and Lamu area (3);
- A total of 66 pieces of elephant tusks/pieces (547.16 kgs) and 16 suspects intercepted and arrested and 4 spear guns recovered from poachers.;
- 703 kg of bush meat intercepted and 4 suspects arrested;
- 10 animal traps and 14 snares lifted within the forests in Kilifi County;
- 20,960 heads of cattle and 10,600 goats were driven from Tsavo Conservation Area and Muhoho Ranch in Tsavo ecosystem and 500 Carmel's from Kora National Park were driven out.
- 48 suspects were arrested in relation to livestock incursion into parks;
- Elephant census exercise for Tsavo Ecosystem was concluded on 9th February 2014. Provisional results indicated elephant population at 11,076 compared to 12,573 in 2011.

#### THEMATIC AREA 7: Enlisting Support of Citizens in Combating Crime

- 405 meetings/*baraza's* held/attended with the public; 1,863 Peace building meetings held in Nanyuki, Marsabit, Mombasa, Bungoma, Kisumu, Kisii, Tana River, Garissa and TharakaNithi, Mandera, Kakamega and Kilifi County counties, 241 Community Policing committees reactivated in all counties;
- 31,176 No. of *Nyumba Kumi* clusters formed in Kilifi County with Mandera and Kakamega having identified formed and identified membership to the committees;
- 21 media talks held in Kisumu, Mombasa, Nairobi, Kakamega, Machakos, Makeni, Nyeri and Traffic headquarters among other areas;
- 24 team building activities carried out with Tharaka Nithi having held 4 already;
- 6 Leaders Peace Meetings held to address Moyale Conflicts in Marsabit County

#### THEMATIC AREA 8: Enhancing Road Safety

- 2,211 cases of unregistered PSV were detected and 12,083 suspects arrested and arraigned before court;
- Total of 16,577 offenders (dangerous drivers and riders) arrested; 8,073 drivers, 2,551 Riders, 2,674 conductors, 1,916 passengers, 1,363 touts were arrested and prosecuted;
- 1,483 Un-road worthy Motor vehicles & 1,142 m/cycles impounded and total fines realized Kshs. 74,333,120;
- 1,403 speed cases detected and the offenders were arrested and taken to court;
- 1,623 road safety campaigns held in various parts of the country;
- 29% reduction in road carnage countrywide.

#### THEMATIC AREA 9: Reduction of Alcohol and Drug Abuse (ADA)

- 43 County Government officers from five (5) county clusters of Kwale, Mombasa, Kilifi, Taita Taveta and Lamu were undertaken capacity building workshop on ADA management;
- 42 ToTs conducted for National Youth Service Officers on Alcohol and Drug Abuse (ADA);

- Over 600 students and college community members were sensitized on dangers of ADA AT Kenyenia Teachers Training College in Kisii County;
- 1,800 students and college community members were sensitized on dangers of ADA (1,200 students of Butere Girls School Community);
- Over 20,500 members of public have been sensitized on dangers of ADA and NACADA 24 hours toll free help line no. 1192 during the Eldoret agricultural show and international women's' day in Kisumu;

In the effort to reduce the consumption of illicit brews and operation of unlicensed alcoholic businesses, the following has been realised:

- 79 Raids conducted in unlicensed drinking places and 455 people arrested and prosecuted and fined Kshs. 1,168,900;
- 21,137 stones, 10kg sacks of Cannabis Sativa, 10 bales, 20 brooms, 7,321 rolls, 6 rolls of bhang mixed with heroin, 125 stems, 3,085.18 kg of bhang, 84 sachets of heroin and 3 tablets of rohyptod, 100 Benzhexol tablets, 5 Cozegan tablets confiscated, 294 pieces of small syringes, 144 sterilised water, 4 rolling sticks & 2 scissors. In addition, 1 acre of bhang uprooted in Kakamega county
- 178,401,235 litres of illicit brews netted, 3,193 brewers arrested, 13,085 illicit brew drinkers arrested;
- 10 drug dens were identified and raided and 90 Drug Barons and Traffickers arrested and prosecuted;

#### THEMATIC AREA 10: Disaster Management and Response

- 40 disaster sensitization briefings conducted in UasinGishu, Isiolo, Meru, Isiolo, Turkana, Kakamega, Laikipia, Nyeri, Vihiga, Busia, Kajiado, Machakos, Makueni, TaitaTaveta, Kwale, Kilifi, Mombasa, Kitui, Garissa, Tana-River, Lamu Narok, Bomet, Nyamira, Kisii, Migori, Siaya, Kisumu, Homabay, Nakuru, Baringo, Elgeyo Marakwet, Kakamega, Vihiga, Bungoma, Kiambu, Kirinyaga, Embu, Meru, Isiolo, , Nyahururu, Trans Nzoia, West Pokot, Turkana, Narok, Bomet, Kericho, Kisii, Nyamira, Migori, Kisumu, Siaya, Homa Bay;
- Kakamega County: 2 meetings held between county Government and CSIC on reactivating disaster committees;

Kilifi County: 7 committees in place; 6 Sub-County and 1 County Steering Group;

ANNEX D

To National Assembly  
Presentation

Dated 27th March, 2014

MINISTRY OF INTERIOR AND COORDINATION OF NATIONAL GOVERNMENT  
VISION 2030 FLAGSHIP PROJECTS STATUS MATRIX

No.	<i>Project</i>	<i>Current Status</i>	<i>Funding Status</i>	<i>Expected Completion/ Commissioning Date</i>	<i>Implementing Agency</i>	<i>General Remarks</i>
1.	Installation of surveillance cameras in Nairobi, Mombasa, Nakuru & Kisumu	Procurement of the Command and Control Centre. Which includes the CCTV in progress	Funding commitment from the Peoples Republic of China secured	2015/2016 F/Y	Ministry of Interior and Coordination of the National Government	Project ongoing

No.	Project	Current Status	Funding Status	Expected Completion/ Commissioning Date	Implementing Agency	General Remarks
2.	Establishment of a national security data centre	Consultant Hired	No funding	2016/2017	NPS/ NSIS	No funding commitment has been made
3.	Integrated population Registration system (IPRS)	Ongoing	Allocated KSh. 99 million this financial year 2013/14	2013/2014	MOI&NGC	Need for more funding
4.	Establishment of a forensic laboratory	Tender for the Forensic lab has been awarded. KSh. 50 million allocated during this F/Y 2013/2014	Funding provided by the Treasury	By end of June 2015	CID - NPS	Construction of the lab to take 24 months to complete
5.	Police Reform Programme	Police reform programme implementation ongoing.	Partial funding secured by the ministry from the treasury	2015/2016	NPS	Ongoing but more resources required to complete the programme

No.	Project	Current Status	Funding Status	Expected Completion/ Commissioning Date	Implementing Agency	General Remarks
6.	Construction of Prisons in (Mwingi, Nyamira, Kwale, Rachuonyo, Vihiga, Kaloleni, Bomet, Kiligoris, and Chuka)	Ongoing	Partial Funding allocated by the Treasury	2015/2016	Kenya Services Prisons	This is part of the reform programme
7.	Acquisition of 16,000 prisons' staff housing units	Ongoing	Partial Funding secured from Treasury	2016/2017	Kenya Services Prisons	This is part of the reform programme

ANNEX E

To National Assembly

Presentation

Dated 27th March, 2014

EXECUTIVE BRIEF ON THE STATUS OF IMPLEMENTATION OF  
POLICE REFORMS IN THE NATIONAL POLICE SERVICE

1.1 PREAMBLE

The objective is to highlight the status of reforms in the National Police Service and highlight current challenges in implementation of reforms. Further, the brief outlines priority areas and proposes necessary actions in order to fast track the implementation of ongoing reform program. The police reform agenda has been prioritised by the Jubilee Government by identifying police tooling and equipment, implementation of new police salaries proposals, police officers insurance, ICT reforms, community policing, and improving police population ratio as top priorities among others.

1.2 HISTORY OF ONGOING REFORMS

1. The reform agenda in the police forces was first initiated when the NARC Government came into power in 2003 on a platform of reforms in the institutions of Government. Reform initiatives implemented during this period were mainly administrative
2. The Post Election Violence and the performance of the Police during the period underscored further the need for urgent and comprehensive reforms in the police institutions. The Commission of Inquiry in to Post Election Violence commonly known as the Waki Commission recommended urgent and comprehensive reforms in the Police.
3. In January 2009, His Excellency the President appointed the National Task Force on Police Reforms and mandated it to examine the Institutional, Policy, Legislative and Operational Framework in which the Kenya Police and the Administration Police operated and make recommendations for comprehensive reforms.
4. In January, 2010, H. E. the President appointed the Police Reforms Implementation Committee (PRIC) and mandated it to co-ordinate and monitor implementation of reforms in the Police Services. In May 2012, the Police Reforms Implementation Committee completed its work and published its end term report.

1.3 GOVERNMENT AGENDA

The Government is committed to keeping Kenya safe and secure through strengthening of security forces, fighting crime and terrorism and promoting national cohesion and building a secure country for all. It undertakes to implement the following:-

1. Equip and modernize the security forces through motorization, logistics and mobility.
2. Promote, adopt and buy Kenyan in procurement, maintenance and sub contracting policy to support domestic business.
3. Improve police pay and conditions of service.
4. Strengthen the new Independent Police Oversight Authority to provide capacity to investigate instances of corruption and harassment with power to suspend officers and refer cases to the Director of Public prosecution.
5. Pass a new prevention of terrorism Act to give the police and other security forces powers to keep Kenya safe and ensure no Kenyan is unfairly targeted or harassed.
6. Shake up the NIS, enhance and invest in the specialist Anti Terrorism unit with professional expertise to tackle groups such as Al- Shabaab.
7. Incorporate CCTV technology in the fight against crime.
8. Provide Government funded life insurance cover for disciplined forces personnel so as to secure their livelihood and their families health
9. Create a new border security force to defend the national borders and provide additional security forces to border counties.
10. Promote tenets of family values such as honesty, positive and production based work ethic and responsibility so as to weaken the roots of crime and foster harmony through social justice, fairness and equitable distribution of resources.
11. Increase police citizen ratio from 1:1150 to a ratio of 1:800 within 5 years by recruiting 15,000 police officers per annum and enhance efficiency by providing modern security equipment and transport with two police vehicles per ward.
12. Encourage participation in periodical capacity development programmes to maintain good order in the disciplined forces.
13. Establish functional linkages through training and through the command structure of the various disciplines of the armed forces to create synergy, efficacy and cooperation to as to maximize their respective capacities.

14. Rationalize security budgets and subject procurement of security equipment and services to public scrutiny and oversight mechanisms and ensure competitive bidding so as to promote transparency, eliminate wastage and guarantee quality and value for public funds. Large security contracts shall be subjected to scrutiny by the relevant parliamentary committee and oversight bodies.
15. Introduce bolus technology to deal with cattle rustling and other forms of livestock theft.

#### 1.4 NATIONAL TASK FORCE ON POLICE REFORMS OF 2009

The National Task Force on Police Reforms conducted country wide public consultations and visited Sweden, Botswana, UK and Northern Island to benchmark against best practice in policing. The Task Force prepared and submitted a comprehensive report to the cabinet. The report summarised reforms in four strategic areas namely:-

##### 1. Legislative, Policy and Institutional Reforms

Reforms under this Pillar seek to provide a policy and legislative framework that gives effect to the constitution provisions of the National Police Service and restructures the National Police Service to entrench the current reforms.

##### 2. Reforms on Police Accountability

The Objective of reforms under this Pillar is to create a mechanism to hold Police accountable to the public and the parliament for their actions while discharging their policing duties and for the promotion of fundamental rights and freedoms of citizens contemplated in the Constitution of Kenya in respect of policing.

##### 3. Reforms on Police Professionalism

The objective is to build high professional standards and training that will enable the police to meet standards that embrace best practices in modern policing.

##### 4. Administrative and Operational reforms.

The objective of reform under this pillar is to improve operational capacity of the police and address the challenges of housing, modernizing communication infrastructure and providing adequate vehicles, plant and equipments that are critical to the provision of policing services to the public. The pillar also deals with the tooling and kitting issues of the police

## 1.5 STATUS

### 1. Legislative Policy and Institutional Reforms

Under this Pillar the following has been achieved:-

i) Development of 3 laws namely

◦ The National Police Service Act, 2011

This is the main Police Act. The Act seeks to give effect to Article 243 of the constitution and provides for the administration of the National police service under the command and control of Inspector-General and two deputies. The Act provides for distinct roles and functions of the Kenya Police service and the Administration Police service, and elevates the CID into a semi autonomous Directorate of Criminal Investigations (DCI). It entrenches professionalism, police accountability and oversight institutions in policing. The Act repeals Cap 84 and 85 which established the Kenya Police and Administration Police Force.

◦ The National Police Service Commission Act, 2011

The object of the National Police Service Commission Act, 2011 is to give effect to Article 246 of the Constitution and to operationalize the commission by providing additional powers and functions. The Commission is mandated to deal with human resource management issues such as recruitment, training, deployment, transfers, promotions and disciplinary control of members of the service. The Commission is expected to carry out vetting of the serving police officers.

◦ The Independent Policing Oversight Authority Act, 2011

The Independent Policing Oversight Authority provides for civilian oversight over the work of the police and is mandated to hold Police accountable to the public. The Act gives effect to the provisions of Article 244 of the Constitution that provides for the police to strive for professionalism and discipline and demands them to promote and practice transparency and accountability. Further, the Act is expected to promote fundamental rights and freedoms contemplated in the Constitution of Kenya in respect of policing.

ii) Two bills are pending review by CIC before they are submitted to Parliament for debate and enactment into Law. These are:

◦ Private Security Industry Regulation draft Bill 2010

◦ The National Coroners Service draft Bill 2010

iii) The aforementioned legislations have established the following new policing institutions

- Independent Policing Oversight Authority (IPOA) – Fully operationalised
- National Police Service Commission (NPSC) – Fully operationalised
- County Policing Authorities,
- County Policing Forums,
- Community Policing Committees
- Police Service Associations
- Internal Affairs Unit

## 2. Reforms in Police Accountability

The following has been achieved:-

### i) Internal police accountability units

A framework for establishment of a new internal accountability unit for both police service has been developed and the roll out is underway. The unit will be based outside the mainstream police facilities for ease of access by members of the public. The unit will be directly under the Inspector General and will be dealing with internal police complaints.

The Administration Police Service has established a complaints Directorate while the Kenya Police Service has strengthened their complaints Directorate.

The two services are in the process devolving and strengthening their internal affairs units in the counties

### ii) External accountability

IPOA is responsible for external accountability of the Police. The authority will be responsible for investigation and recommendation for prosecution on all cases relating to complaints by members of the public against police misconduct.

## 3. Police Professionalism Reforms

The following reforms have been undertaken under this pillar of reforms.

### i) Police Training Curriculum

A new police training curriculum has been developed with a paradigm shift that focuses on ensuring the police are equipped to improve service delivery to the public through adequate training on issues of human rights, gender, public relations and communications, community policing and partnerships.

The curriculum has introduced professional examination and certification and recommended the establishment of management boards to professionalize the management of police training colleges and examination board for assessment evaluation and certification of examinations offered by the police colleges. The curriculum extends the training period from 9 months to 15 months for basic recruit course and 21 months for cadet recruit program.

ii) New recruitment system

A new recruitment system was developed and implemented during the May 2011 and Nov 2012 police recruitment exercise. The new system establishes districts recruitment committees whose membership is drawn from the DSIC, DEO and MOH with civilian oversight from representative of the local community to enhance transparency and accountability. The National Police Service Commission, to which this recruitment mandate has been vested, is expected to continue improvement in this area.

iii) Police Training

Several training programmes have been undertaken with aim of re orienting the police to the ongoing police reforms and to impart serving police officers with skills and competencies in community policing, command and leadership, strategic and change management. The police have initiated partnership programmes with Public Universities to upgrade their skills and competencies in policing.

iv) Code of conduct

A police code of conduct has been developed and is being implemented by the Police with an aim of guiding the police officers on expected behaviour and decorum in the course of discharging their policing duties.

v) Removal of Police officers from prosecutorial duties

This was a recommendation of the Task Force whose objectives was to professionalize prosecution removing police from prosecution services. A total of 302 police prosecutors were identified. A 3 year professionalization programme was initiated during which those who are willing to transfer their services to DPP were to do so. The officers have since been gazetted individually by the Hon Attorney General Vide Legal Notice No. 172 of 2010 to give them mandate under the Constitution.

#### 4. Administrative, Logistical and Operational Reforms

##### i) Police salaries increment

The Government is implementing a 3 phase pay and benefits programme whose objectives is to improve the remunerations of the police officers. The first phase was implemented in the Financial year 2010/11 and 50 percent of the second phase was implemented in July 2011. The final phase was expected during the 2011/12 financial year.

##### ii) Police vehicles

The performance of the Police has been greatly affected by the shortage of vehicles and equipments that are necessary for effective operations. It was observed that as at October 2009, the Kenya Police and Administration Police had a vehicle deficit of 4,000. It was therefore recommended that sufficient and appropriate vehicles be provided to the Police Services for effective operations. During the reform period, the government has continued to allocate increased resources towards the procurement of vehicles. The last two financial years 2011/12/13 the Government has allocated over 2.8 Billion for these purposes.

##### iii) Maritime Police equipment –

Kenya Police Maritime Unit has acquired 5 speed boats while the Administration Police Seaport Operation Unit has acquired 2 speed boats. Acquisition of ship surveillance radar by the Kenya Police is in progress.

##### iv) Police Air wing

A Committee of Experts was appointed in August, 2010 and mandated to assess the viability and performance of the air wing and make recommendations for improvement to enable the air wing to effectively serve the National Police Service. Among the key recommendations of the Committee were: -

- The Kenya Police Service to immediately seek KCAA certification.
- Immediate Insurance of police air crafts
- Development of a separate career and remuneration structure for police pilots and engineers.

The report is pending implementation.

vi) ICT equipment and infrastructure

Pursuant to the recommendation that the police embrace ICT as a strategy to fight crime, an ICT Technical Committee was appointed to develop a strategy for the roll out of ICT infrastructure for the National Police Service. The Committee has not completed its report owing to facilitation challenges.

vii) Community Policing

Community policing has been identified as most effective strategy in the fight against crime. It is a policing strategy for promoting partnership, trust and confidence, participation and creating good working relationship between the Police and the public in the fight against crime.

The following activities have been achieved:

- Started a capacity building and in service retraining programme for police officers in advanced courses in Community Policing in partnership with the Institute of Police Education, Lineaeus University of Sweden. Under this programme 42 officers have been trained and 10 Police officers have participated in benchmarking visits to Sweden.
- With support from Kenya Airways, a District Commissioner, 2 Community Policing Committee members and 2 police officers visited Community Policing projects in Botswana.
- Introduced a Unit in the new Police training curriculum to equip all police recruits with basic skills and competencies in Community Policing during their basic and cadet training in Police Training Colleges.
- A pilot project was initiated in Kikuyu Police Station to demonstrate best practice in Community Policing. This practice is being replicated in 4 other counties namely Kajiado, Bomet, Nyamira and Bungoma

1.6 KEY PENDING REFORMS ISSUES

- Provision of adequate police vehicles, tools and equipment to increase their capacity to fight crime.
- Harmonizing the reforms programs with the provisions of the Jubilee Manifesto on security priorities.
- Development of policy guidelines for establishment of county policing Authorities and guide implementation of community policing in the counties.

- Miscellaneous amendments to harmonize the NPS Act, NPSC Act, IPOA Act and any other necessary Act.
- Reviewing the program document and development of the National Police Service Reform strategy
- Development of strategic plans for the National Police Service, the Kenya Police Service and Administration Police Service.
- Reviewing the Force Standing Orders(FSOs)
- Development of strategic plan for the National Police Service Commission and Independent Policing Oversight Authority.
- Establishment of Internal Affairs Unit
- Strengthening of the Directorate of Criminal Investigation
- Develop policy guidelines on Vetting of police officers and implementation of the new ranking structure.
- Payment of the outstanding salary awards to the Police in full in the 2013/2014 Financial Year.
- Implementation of the Report of the Experts on assessment of viability and performance of the Police Air Wing with priorities on acquisition of Kenya Civil Aviation Authority (KCAA) certification and Insurance of all Police air craft.
- Evaluation of the Curriculum and development of training materials to deliver on the new curriculum
- Roll out of community policing projects to 10 counties and finalisation of the Community Policing Policy.
- Public order management capacity Building program
- Finalisation of the private security Industry Regulation Bill and the National coroners Service Bill.

Establishment of a Police Reforms Steering Committee to facilitate operationalization of the Basket Funding for the Development Partners.

