



REPUBLIC OF KENYA



OFFICE OF THE AUDITOR-GENERAL

 THE NATIONAL ASSEMBLY PAPERS LAID	
DATE: 08 MAY 2019	DAY: WED
TABLED BY: The Majority Whip Hon. Benjamin W	
CLERK-AT THE TABLE: Mr. Mudo	

REPORT



OF

THE AUDITOR-GENERAL

ON

**THE FINANCIAL STATEMENTS OF
STATE DEPARTMENT OF INFRASTRUCTURE
(VOTE 1091)**

**FOR THE YEAR
ENDED 30 JUNE 2018**



STATE DEPARTMENT FOR INFRASTRUCTURE

REPORTS AND FINANCIAL STATEMENTS

**FOR THE FINANCIAL YEAR ENDED
JUNE 30, 2018**

**Prepared in accordance with the Cash Basis of Accounting Method under the International Public Sector
Accounting Standards (IPSAS)**

STATE DEPARTMENT FOR INFRASTRUCTURE
Reports and Financial Statements
For the year ended June 30, 2018

	Page
Table of Contents	
I. KEY ENTITY INFORMATION AND MANAGEMENT	3
II. FORWARD BY THE CABINET SECRETARY.....	5
III. STATEMENT OF ENTITY MANAGEMENT RESPONSIBILITIES	7
IV. REPORT OF THE INDEPENDENT AUDITORS ON THE STATE DEPARTMENT FOR INFRASTRUCTURE.....	8
V. STATEMENT OF RECEIPTS AND PAYMENTS.....	9
VI. STATEMENT OF ASSETS AND LIABILITIES.....	10
STATEMENT OF CASH FLOWS	11
VII. SUMMARY STATEMENT OF APPROPRIATION: RECURRENT AND DEVELOPMENT COMBINED	12
VIII. SUMMARY STATEMENT OF APPROPRIATION: RECURRENT.....	13
IX. SUMMARY STATEMENT OF APPROPRIATION: DEVELOPMENT.....	14
X. BUDGET EXECUTION BY PROGRAMMES AND SUB-PROGRAMMES	15
XI. SIGNIFICANT ACCOUNTING POLICIES	16
XII. NOTES TO THE FINANCIAL STATEMENTS.....	21

STATE DEPARTMENT FOR INFRASTRUCTURE
Reports and Financial Statements
For the year ended June 30, 2018

I. KEY ENTITY INFORMATION AND MANAGEMENT

(a) Background information

The State Department for Infrastructure was formed on May 2013 through executive order No.2 At cabinet level, the State Department for Infrastructure is represented by the Cabinet Secretary for Ministry of Transport, Infrastructure, Housing, Urban Development and Public Works, who is responsible for the general policy and strategic direction of the State Department for Infrastructure.

(b) Key Management

The State Department for Infrastructure day-to-day management is under the following key organs:

- Central Administrative Services;
- Technical Services;
- Materials Testing and Research;
- Mechanical and Transport Services
- Training Services; and
- Fiduciary Management

The State Department implements its programs through its implementing agencies of Kenya National Highways Authority (KENHA), Kenya Rural Roads Authority (KERRA) ,Kenya Urban Roads Authority (KURA),Kenya Roads Board(KRB) , and Engineers Board of Kenya (EBK). All these road agencies are financed by the public

(c) Fiduciary Management

The key management personnel who held office during the financial year ended 30th June 2018 and who had direct fiduciary responsibility were:

No.	Designation	Name
1.	Accounting Officer	Julius Korir, CBS (From February, 2018) Eng. John K. Mosonik, CBS (July 2017-January 2018)
2.	Infrastructure Secretary	Eng. Francis Gitau
3.	Director Administration	Dr. Lydia Muriuki

(d) Entity Headquarters

P.O. Box 30260-00100
Works Building
Ngong Road
Nairobi, KENYA

Entity Contacts

Telephone: (254) 0202723232
E-mail: ps@infrastructure.go.ke
Website: www.transport.go.ke

STATE DEPARTMENT FOR INFRASTRUCTURE
Reports and Financial Statements
For the year ended June 30, 2018

(e) Entity Bankers

Central Bank of Kenya
Haile Selassie Avenue
P.O. Box 60000
City Square 00200
Nairobi, Kenya

(f) Independent Auditors

Auditor General
Kenya National Audit Office
Anniversary Towers, University Way
P.O. Box 30084
GOP 00100
Nairobi, Kenya

(g) Principal Legal Adviser

The Attorney General
State Law Office
Harambee Avenue
P.O. Box 40112
City Square 00200
Nairobi, Kenya

STATE DEPARTMENT FOR INFRASTRUCTURE
Reports and Financial Statements
For the year ended June 30, 2018

II. FORWARD BY THE CABINET SECRETARY

The State Department of Infrastructure has one programme namely Road Transport whose objective is to develop and manage an effective efficient and secure road network expenditure for the 2017/2018 Financial Year. Expansion and Maintenance of the road network serves as an enabler to the Big Four initiative of Universal Health, Food Security, Manufacturing and Affordable Housing.

Programme Expenditure

The total programme expenditure for the year was as detailed below:-

Description	Provision	Expenditure	Percentage of Expenditure
Recurrent	53,820,632,071	43,515,132,125	81%
Development	95,623,451,245	74,209,407,481	78%
Total for Road Transport Programme	149,444,083,316	117,724,539,604	79%

Expenditure Based on Economic Classification

The expenditure under economic classification for the 2016/2017 Financial Year was as detailed below:-

Current Expenditure	Provision	Expenditure	Percentage of Expenditure
Compensation of Employees	1,282,000,000	1,158,981,764	90%
Use of Goods and Services	205,532,679	154,667,227	75%
Grants & Other Transfers	52,308,600,000	42,180,803,856	81%
Social Security Benefits	20,200,000	17,969,838	89%
Acquisition of Non-Financial Assets	4,299,392	2,709,440	63%
Total Current Expenditure	53,820,632,071	43,515,132,125	80%
Capital Expenditure			
Use of Goods & Services	2,099,504,944	1,061,530,880	51%
Capital Grants to Govt. Agencies	82,332,972,701	71,339,180,666	87%
Acquisition of Non-Financial Assets	11,190,973,600	1,808,695,935	16%
Total Capital Expenditure	95,623,451,245	74,209,407,481	78%
Total for Road Programme	149,444,083,316	117,724,539,604	79%

Key Achievements for the State Department of Infrastructure

(a) Regional Connectivity

STATE DEPARTMENT FOR INFRASTRUCTURE
Reports and Financial Statements
For the year ended June 30, 2018

The State Department, with assistance from Development Partners was able to start construction of Major Roads geared towards regional connectivity. The major road corridors started in the 2017/2018 financial year included the Kitale – Nadapal/ Nakadok- Southern Sudan which comprises the following sections

- Lodwar – Loichang'amatak
- Loichang'amatak - Lokichar
- Kainuk Bridge
- Kalobeyei River- Nadapal'
- Lokitaung Junction- Lodwar

The State Department also started opening the Northern Part of the Country to regional connectivity through the North Eastern Transport Improvement Project (NETIP) in addition to award of contracts for Isebania- Mukuyu- Ahero road project among others

(b) Decongestion

In an effort to decongest major towns, the State Department realized remarkable progress of awarded road projects which included:-

- Nairobi Outering Road,
- National Library- Adams Acade (Ngong Road Phase 1 Expansion)
- Junction Machakos Turn Off – Athi River
- Junction James Gichuru - Rironi
- Miritini-Mwashe Road (Dongo Kundu Bypass)
- Meru Bypass
- Kisumu Bypass.

(c) Roads 10,000 Programme- Low Volume Seal Roads

The State Department continued with implementation of the Roads 10,000 Km with an aim of increasing the paved road network by 10,000 km to Bitumen Standards mainly through the Low Volume Seal Roads Strategy (LVSR). The programme was started in 2015/2016 Financial Year. Under The LVSR strategy, a total of 139 projects with a cumulative lane kilometre total of 5,900 kilometres had been awarded as at 30th June 2018, out of which a total of 1,200 kilometres had been completed.

(d) Alternative Financing Mechanism

The State Department acknowledges that resources are not adequate to finance the road works investments. During the year under review, the Department continued to pursue alternative financing mechanisms for road works. Some of the major milestones achieved within the financial year on alternative financing mechanisms include the following

- Award of the 1st Annuity Financed Road Project

STATE DEPARTMENT FOR INFRASTRUCTURE
Reports and Financial Statements
For the year ended June 30, 2018

- Tendering of the 1st Public Private Partnership (PPP) project of Rironi – Nakuru – Mau Summit

The State Department will continue to pursue the above and other alternative financing mechanisms in future years

(e) Physical Output Achievement

The State Department of Infrastructure recorded an overachievement of **129%** in comparison with the set target for construction, rehabilitation and maintenance of roads as detailed below:-

Roads achievement for 2017/18 FY

Core Mandate/Functions	Target in KM	Achievement KM	% achievement
Construction and Rehabilitation of roads	800	850	106%
Maintenance of Roads	45,000	50,000	111%
Designs of Roads and bridges	650	700	111%

Challenges Facing the Roads Sector and Recommended Way Forward

The State Department faced the following challenges:-

- Inadequate local construction capacity.
- Lack of optimum funding.
- Exorbitant land acquisition costs particularly in urban areas.
- Encroachment of road reserves.
- Inadequate road maintenance funds
- As an enabler of the Big Four initiative ,The State Department, will continue expanding the core network with particular emphasis on regional connectivity, decongestion, opening up rural areas and providing access to Industries. In order to ensure efficiency, the State Department will slow down uptake of new projects in the medium term and also continue pursuing alternative financing mechanisms, under Public, Private Partnerships (PPP) and Annuity Programme initiatives.

Signed:

James W. Macharia, EGH

CABINET SECRETARY

III. STATEMENT OF ENTITY MANAGEMENT RESPONSIBILITIES

Section 81 (1) of the Public Finance Management Act, 2013 requires that, at the end of each financial year, the accounting officer for a National Government Entity shall prepare financial statements in

STATE DEPARTMENT FOR INFRASTRUCTURE
Reports and Financial Statements
For the year ended June 30, 2018

respect of that entity. Section 81 (3) requires the financial statements so prepared to be in a form that complies with relevant accounting standards as prescribed the Public Sector Accounting Standards Board of Kenya from time to time.


The Accounting Officer in charge of the State Department for Infrastructure is responsible for the preparation and presentation of the entity's financial statements, which give a true and fair view of the state of affairs of the entity for and as at the end of the financial year (period) ended on June 30, 2018. This responsibility includes: (i) maintaining adequate financial management arrangements and ensuring that these continue to be effective throughout the reporting period; (ii) maintaining proper accounting records, which disclose with reasonable accuracy at any time the financial position of the entity; (iii) designing, implementing and maintaining internal controls relevant to the preparation and fair presentation of the financial statements, and ensuring that they are free from material misstatements, whether due to error or fraud; (iv) safeguarding the assets of the entity; (v) selecting and applying appropriate accounting policies; and (vi) making accounting estimates that are reasonable in the circumstances.

The Accounting Officer in charge of the State Department for Infrastructure accepts responsibility for the entity's financial statements, which have been prepared on the Cash Basis Method of Financial Reporting, using appropriate accounting policies in accordance with International Public Sector Accounting Standards (IPSAS). The Accounting Officer is of the opinion that the State Department for Infrastructure financial statements give a true and fair view of the state of entity's transactions during the financial year ended June 30, 2018, and of the entity's financial position as at that date. The Accounting Officer in charge of the State Department for Infrastructure further confirms the completeness of the accounting records maintained for the State Department for Infrastructure, which have been relied upon in the preparation of the entity's financial statements as well as the adequacy of the systems of internal financial control.

The Accounting Officer in charge of the State Department for Infrastructure confirms that the entity has complied fully with applicable Government Regulations and the terms of external financing covenants (where applicable), and that the entity's funds received during the year under audit were used for the eligible purposes for which they were intended and were properly accounted for. Further the Accounting Officer confirms that the entity's financial statements have been prepared in a form that complies with relevant accounting standards prescribed by the Public Sector Accounting Standards Board of Kenya.

Approval of the financial statements

The State Department for Infrastructure financial statements were approved and signed by the Accounting Officer on _____ 2018.



Principal Secretary
Julius Korir, CBS



Ag. Head of Accounting Unit
CPA Ouya Emmanuel Yakwa
ICPAK Member Number: 12376

**IV. REPORT OF THE INDEPENDENT AUDITORS ON THE STATE DEPARTMENT
FOR INFRASTRUCTURE**

V.

REPUBLIC OF KENYA

Telephone: +254-20-342330
Fax: +254-20-311482
E-Mail: oag@oagkenya.go.ke
Website: www.kenao.go.ke



P.O. Box 30084-00100
NAIROBI

OFFICE OF THE AUDITOR-GENERAL

REPORT OF THE AUDITOR-GENERAL ON STATE DEPARTMENT OF INFRASTRUCTURE (VOTE 1091) FOR THE YEAR ENDED 30 JUNE 2018

REPORT ON THE FINANCIAL STATEMENTS

Adverse Opinion

I have audited the accompanying financial statements of State Department of Infrastructure set out on pages 9 to 28, which comprise the statement of financial assets and liabilities as at 30 June 2018, and the statement of receipts and payments, statement of cash flows and statement of comparison of budget and actual amounts for the year then ended, and a summary of significant accounting policies and other explanatory information in accordance with the provisions of Article 229 of the Constitution of Kenya and Section 35 of the Public Audit Act, 2015. I have obtained all the information and explanations which, to the best of my knowledge and belief, were necessary for the purpose of the audit.

In my opinion, because of the significance of the matter discussed in the Basis for Adverse Opinion section of my report, the financial statements do not present fairly, in all material respects, the financial position of State Department of Infrastructure as at 30 June 2018, and of its financial performance and its cash flows for the year then ended, in accordance with International Public Sector Accounting Standards (Cash Basis) and do not comply with the Public Finance Management Act, 2012.

Basis for Adverse Opinion

1.0 Inaccuracies in the Financial Statements

The financial statements for the year ended 30 June 2018 did not balance and reflects the following Material inaccuracies.

1.1 Unbalanced Trial Balance - Suspense and Clearance Accounts

The Trial balance for the year ended 30 June 2018 did not balance as it reflects Kshs.676,928,451 (Debit) and Kshs.355,031,018 (Credit) described as Suspense and Clearance Accounts. Management has not investigated the above balances and it is not clear the effect the same may have on the financial statements balances for the year ended 30 June 2018.

1.2.0 Cash and Cash Equivalentents

1.2.1 Development Bank Account

Included in the cash and cash equivalent balance of Kshs.2,655,834,851 as at 30 June 2018 is an amount of Kshs.2,244,259,194 being development bank account balance. This amount

Report of the Auditor-General on the Financial Statements of State Department of Infrastructure (Vote 1091) for the year ended 30 June 2018

is at variance with the Trial Balance figure of (Kshs.88,564,683,918) resulting to unexplained and unreconciled difference of Kshs.90,808,943,112.

The bank reconciliation statement for development account has Kshs.4,875,005 as payments in cash book not in bank all of which were over six (6) months as at the time of audit. Further, Kshs.3,350,700 was reflected as receipt in bank not in the cash book and Kshs.2,045,624 being payments in bank not in the cash book nor reconciled with IFMIS figures.

1.2.2 Recurrent Bank Account

Included in the cash and cash equivalent balance of Kshs.2,655,834,851 as at 30 June 2018 is an amount of Kshs.199,020,416 being recurrent bank account balance. This amount is at variance with the Trial Balance figure of Kshs.17,416,693,411 resulting to unexplained and unreconciled difference of Kshs.17,217,672,995.

In addition, the reconciliation statement for recurrent account has Kshs.18,253,404 being payments in cash book not in the bank statement of which Kshs.9,608,371 are stale cheques. Also Kshs.12,695,351 are receipts in bank statement not in cash book. It is not explained why the cash book is not updated.

Further, the reconciliation statement reflects payments in bank not recorded in cash book of Kshs.4,434,680 and receipt in cash book not recorded in bank of Kshs.11,090,993. This is an indication that the cash book is not updated and reconciliation are prepared outside IFMIS system.

1.2.3 Deposits

The cash and cash equivalent balance of Kshs.2,655,834,851 as 30 June 2018 include Kshs.212,555,241 described as deposits. Management has not provided analysis of who the deposits belongs to. Further, the deposit balance of Kshs.212,555,241 is at variance with the Trial Balance figure of Kshs.309,435,345 by unexplained and unreconciled difference of Kshs.96,880,104.

1.2.4 Unreported Bank Balances

Excluded from the above cash and cash equivalent is an amount of Kshs.4,004,785 and Kshs.25,056,895,967 being Kenya Transport Sector Support Project and the Road Annuity Fund respectively. It was therefore not possible to ascertain the accuracy and completeness of the cash and cash equivalent balance of Kshs.2,655,834,851 as at 30 June, 2018.

2.0 Other Inaccuracies are as Follows:

2.1 Exchequer Releases

The exchequer releases balance of Kshs.52,873,956,581 as disclosed in note 3 to the financial statements is at variance with the Trial Balance figure of Kshs.254,572,836,570 resulting to unreconciled difference of Kshs.201,698,879,989.

In the circumstance, it was not possible to ascertain the correctness and accuracy of the exchequer releases balance of Kshs.52,873,956,581 as at 30 June, 2018.

2.2 Account Receivables

2.2.1 Clearance Account

Included in the accounts receivable balance of Kshs.1,643,354,782 as at 30 June 2018 is Kshs.1,104,260,165 being clearance account which is at variance with the Trial Balance figure of Kshs.676,928,451 by Kshs.427,331,714. Management has not provided supporting documents for the total balance of Kshs.1,104,260,165. In addition, management has not carried out any investigations on the course of the suspense and clearance accounts.

2.2.2 Other Debtors and Prepayments and Agency Account

Further, the account receivables balance of Kshs.1,643,354,782 as at 30 June 2018 excludes an amount of Kshs.13,068,546, described as other debtors and prepayments and Kshs.16,410,340 being agency account reflected in the Trial Balance.

2.2.3 Government Imprests

The Government Imprest balance of Kshs.1,731,087 as at 30 June, 2018 is at variance with the Trial Balance figure of (Kshs.1,798,211) resulting to unexplained and unreconciled difference of Kshs.3,529,298.

In the circumstance, the correctness and accuracy of accounts receivables balance of Kshs1,643,354,782 as at 30 June, 2018 could not be ascertained.

3.0 Accounts Payables – Deposits and Retention

The statement of assets and liabilities shows accounts payables balance of Kshs.212,555,241 which is disclosed under note 13 as deposits. The supporting schedule for the same was not availed for audit verification. Further, the above figure is at variance from the trial balance figure of Kshs.1,605,943,329 reflected in the trial balance by unexplained difference of Kshs.1,393,388,088.

Consequently, the validity and accuracy of the balance for payables of Kshs.212,555,241 as at 30 June 2018 could not be confirmed.

4.0 Pending Bills

Note 17 to the financial statements reflect pending bills for the year amounting to Kshs.22,888,397 as at 30 June 2018. Had the pending bills been paid during the year, the surplus reported of Kshs.1,009,439,378 would have reduced to Kshs.986,550,981. Further, the unpaid bills have a negative effect on the budget for 2018/2019 as the same form a first charge.

Prior Years Unresolved Matters

The following Matters reported in 2016/2017 remained unresolved as at 30 June 2018:

1.0 Inaccuracies in the Financial Statements for the year ended 30 June 2017

1.1 Variances between the Financial Statements and the Trial Balance

A comparison between the financial statements and the supporting Trial Balance revealed total positive variances of Kshs.120,591,704,974 and negative variances totalling to Kshs.224,059,394,058 which were not explained or reconciled as shown hereunder:

Component	Financial/ Statements Balance (a) (Kshs.)	Trial Balance (b) (Kshs.)	Variance (a-b) (Kshs.)
Positive Variances			
Transfer from other Govt. Units	42,431,534,913	40,762,534,913	1,669,000,000
Transfer to other Govt. agencies	42,933,784,911	39,267,059,530	3,666,725,381
Development bank accounts	1,808,362,271	-111,547,311,279	113,355,673,550
Deposits items	214,648,553	184,793,689	29,854,864
Imprests	1,523,889	-5,315,546	6,839,435
Suspense & clearance acc.	1,215,183,092	-648,428,652	1,863,611,744
Total	88,605,037,629	-31,986,667,345	120,591,704,974
Negative Variances			
Deposit bank accounts	214,648,573	269,698,287	-55,049,714
UNICEF programme	0	64,477,959	-64,477,959
Ministerial-Agency	0	16,410,340	-16,410,340
Other debtors	0	14,341,689	-14,341,689
Debtors & advances	146,651	1,184,653	-1,038,002
Advance-Govt.	0	3,700	-3,700
Cash in hand	1,401,108	205,068,436,525	-205,067,035,417
Recurrent bank account	50,583,783	18,401,926,420	-18,351,342,637
Other liabilities	0	6,711,558	
Salary deductions	0	37,247,687	-37,247,687
Withholding taxes	0	1,604,102	-1,604,102
General provisions	0	444,131,253	-444,131,253
Total	266,780,115	224,326,174,173	-224,059,394,058

The accuracy and correctness of the Department's financial statements for the year ended 30 June 2017 could therefore not be confirmed. In addition the suspense clearance account balance of Kshs.1,215,183,052 had not been investigated.

1.2 Difference between the Financial Statements and IFMIS Generated Report

The financial statements submitted for audit also differed with IFMIS generated Report as shown below:

Report of the Auditor-General on the Financial Statements of State Department of Infrastructure (Vote 1091) for the year ended 30 June 2018

Component	Financial Statements Kshs.	IFMIS Report Kshs.	Difference Kshs.
Receipts	157,650,386,160	155,981,386,160	1,669,000,000
Payments	155,755,000,347	152,088,585,415	3,666,414,932
Financial Assets	3,291,849,366	118,012,641,435	(114,720,792,069)
Financial Liabilities	214,648,553	113,868,266,672	(113,653,618,119)
Opening Balance	1,257,006,515	227,008,298	1,029,998,217

The above differences between the two sets of records were not explained/reconciled.

2.0 Statement of Assets and Liabilities

The statement of assets reflected a net financial assets balance of Kshs.3,077,200,813. A review of the statement and the supporting schedules for the balances therein revealed the following discrepancies:

2.1 Accounts Receivables and Suspense Account

The statement showed receivables balance of Kshs.1,216,853,632 as at June 2017. Included in above balance was district suspense of Kshs.110,922,927 and amount of Kshs.1,104,260,165 described as clearance accounts which were not supported. In addition, management has not carried out any investigations on the cause of the suspense and clearance accounts. In the circumstances, the correctness and the accuracy of receivables balance of Kshs.1,216,853,632 as at 30 June 2017 could therefore not be confirmed.

2.2 Accounts Payables – Deposits and Retention

The statement further showed accounts payables balance of Kshs.214,648,553 which is disclosed in note No.13 as deposits. The schedule in support of this balance was not availed for audit.

3.0 Pending Accounts Payable

Note 17.1 in the financial statements reflected pending accounts payable for the year as Kshs.2,501,700. This amount differed with the support schedule availed for audit verification which had a balance of Kshs.5,013,941.85. The resultant difference of Kshs.2,365,591.85 was not explained, or reconciled. Further, had the Pending accounts payable been paid, the surplus would have been reduced by the same amount.

Other Matters

4.0 Proposed Replacement of 3 No. Lifts at Works Building

The contract for above works was awarded to Elevonic Lift Services Limited on 30 October 2016 at a contract sum of Kshs.34,876,995.50. The works commenced on 6 January 2017 and were to be completed by 5 January 2018. A review of the procurement process and project implementation records revealed the following matters:

4.1 Tender Evaluation

4.1.1 Lack of Clarity in Technical criteria

The first item in technical evaluation criteria was 'compliance with technical specification' which had a total of 40 marks. A review of the items under this heading showed there was lack of clarity on the technical specifications as follows:

- (a) Duplication was noted in item Nos. 7.0 and 14.0 where in 7.0 the criterion was 'complete F12 form' with a score of 5 marks while in 14.0 it read 'Form 12 complete' 3 Marks unsigned 1 Mark. It was not clear why this repetition was deemed necessary and why different score was allocated on the same item.
- (b) There was vagueness in some items e.g. 1.0, 2.0, 4.0, 7.0, 8.0, 13.0 & 14.0, where some bidders got fraction of total marks without explaining how the fractions were arrived at.
- (c) Item 4.0 required a lift rating of 1000kg/13 persons. The maximum score under this item was 3 marks but the winning bidder, Elevonic Lift services, got 1 out of three marks. This means that the bidder did not meet the requisite criteria for the lifts required. It was not clear how the bidder ended up being awarded while the lift capacity did not fit the specifications.
- (d) The bid document for the winning bidder availed for audit did not have attachments. It was therefore not possible to confirm if they were fairly evaluated.
- (e) Paragraph 16(5) of legal notice 106 of June 2013 requires that each member of the evaluation committee evaluate independently prior to sharing his scores with the other members. Paragraph 16(8) further states that the evaluation report shall include scores awarded by each evaluator. Individual scores sheets were not availed for verification. It was therefore not possible to confirm if evaluation was done in conformity with above provisions of the procurement Act.

4.2 Award Price Above Engineers Estimate

The contract was awarded at a contract price of Kshs.34,876,995.50 while the Engineer's estimate was Kshs.28,574,500. The award price was therefore Kshs.6,302,495.5 or 22% more than the Engineer's estimate. It was also observed that the awarded bidder was the highest of the five bids submitted. The second ranked bidder in technical evaluation stage, MITS Electrical had quoted amount of Kshs.20,995,000 which was Kshs.13,881,995 lower than the awarded price and no satisfactory explanation was provided.

4.3 Notification to Unsuccessful Bidders

Paragraph 19(2) of legal notice 106 requires the procuring entity to notify unsuccessful tenderers in writing and in the same letter provide reasons as to why they were not successful. A review of notification to the unsuccessful bidders dated 31 October 2016 shows that the management did not give the reasons as to why each bidder was

unsuccessful as required. In the circumstances it has not been possible to confirm that the Department obtained value for money in incurring Kshs.34,876,995.50.

5.0 Unresolved Issues for Deposits Account for 2012/13 and Earlier Years

5.1 As reported in the previous years, the Statement of Assets and Liabilities for deposits for the former Ministry of Roads reflected the following debit and credit balances relating to 2012/2013 and earlier years which besides being un-cleared for a long time had remained unanalyzed and unsupported as at 30 June 2016.

Account Debits	Amount (Kshs)
Recurrent AIA	(184,700.00)
General Suspense	255,702,281.45
District Deposit Bank	251,227.00
Provincial suspense account	22,250,045.75
R/D cheques	38,487.75
Fuel Levy	30,004,897.50
Credits	
Stale cheques	719,064.00
Revenue deposit	52,409,214.20
Mechanical Branch Suspense	687,268,445.25

5.2 The statement as at 30 June 2013 reflected a balance of Kshs.1,192,886,514.85 on 10% retention money composed of a balance of Kshs.1,438,823,266.35, relating to 2011/2012 and earlier years and movement during the year of negative Kshs.245,936,751.50. However out of the Kshs.1,438,823,266.35 reported in 2011/2012 an amount of Kshs.1,431,064,185.67 relating to 2009/2010 could not be verified from the retention money register since serial numbers of the receipts accounting for the retention moneys were not indicated. Further as reported in 2011/12 an amount of Kshs.11,822,080.15 released to a contractor was supported by receipts not issued for use in the Ministry's cash documents. The position remains unresolved to date.

5.3 Schedule supporting the retention money closing balance of Kshs.1,192,886,514.85 reflected debit balances under various accounts amounting to Kshs.233,311,537.07 implying irregular over-refunding of retention money. One contractor was paid Kshs.17,213,703.00 when the account already had a debit balance of Kshs.59,940,016.67 resulting in an overpayment of Kshs.77,153,719.67. Payment voucher no. 008618 for the amount of Kshs.17,213,703.00 paid was still not availed for audit review as at 30 June 2017.

Debit balances reflected in the 2011/2012 statement of Kshs.2,181,697,190.45 differed with balance of Kshs.10,288,638,370.05 shown in the Ministry's trial balance as at 30 June 2012 by Kshs.8,106,941,179.60. Similarly, the credit balances totaling Kshs.2,181,697,190.45 differed with the trial balance totals of Kshs.3,335,760,495.65 by Kshs.1,154,063,305.20. Additionally several accounts totaling Kshs.72,528,192.23

and credit balances of Kshs.16,549,108,680.20 shown in the trial balance were excluded from the statement of assets and liabilities as at 30 June 2012.

All the above matters remained unresolved as at 30th June 2018.

The audit was conducted in accordance with International Standards of Supreme Audit Institutions (ISSAIs). I am independent of State Department of Infrastructure in accordance with ISSAI 30 on Code of Ethics. I have fulfilled other ethical responsibilities in accordance with the ISSAI and in accordance with other ethical requirements applicable to performing audits of financial statements in Kenya. I believe that the audit evidence I have obtained is sufficient and appropriate to provide a basis for my adverse audit opinion.

Key Audit Matters

Key audit matters are those matters that, in my professional judgment, were of most significance in the audit of the financial statements of the current year. These matters were addressed in the context of the audit of the financial statements and in forming my opinion thereon, and I do not provide a separate opinion on these matters.

Except for the matter described in the Basis for Adverse Opinion section, we have determined that there are no other key audit matters to communicate in our report.

REPORT ON LAWFULNESS AND EFFECTIVENESS IN USE OF PUBLIC RESOURCES

Conclusion

As required by Article 229(6) of the Constitution, because of the significance of the matters discussed in the Basis for Adverse Opinion section of my report, based on the audit procedures performed, I confirm that public resources have not been applied lawfully and in an effective way.

Basis for Conclusion

The audit was conducted in accordance with ISSAI 4000. The standard requires that I comply with ethical requirements and plan and perform the audit to obtain assurance about whether the activities, financial transactions and information reflected in the financial statements are in compliance, in material respects, with the authorities that govern them. I believe that the audit evidence I have obtained is sufficient and appropriate to provide a basis for my conclusion.

REPORT ON EFFECTIVENESS OF INTERNAL CONTROLS, RISK MANAGEMENT AND GOVERNANCE

Conclusion

As required by Section 7 (1) (a) of the Public Audit Act, 2015, because of the significance of the matters discussed in the Basis for Adverse Opinion section of my report, based on the audit procedures performed, I confirm that internal controls, risk management and governance were not effective.

Basis for Conclusion

The audit was conducted in accordance with ISSAI 1315 and ISSAI 1330. The standard requires that I plan and perform the audit to obtain assurance about whether effective processes and systems of internal control, risk management and governance were operating effectively, in all material respects. I believe that the audit evidence I have obtained is sufficient and appropriate to provide a basis for my conclusion.

Responsibilities of Management and Those Charged with Governance

Management is responsible for the preparation and fair presentation of these financial statements in accordance with International Public Sector Accounting Standards (Cash Basis) and for maintaining effective internal control as management determines is necessary to enable the preparation of financial statements that are free from material misstatement, whether due to fraud or error and for its assessment of the effectiveness of internal control.

In preparing the financial statements, management is responsible for assessing the ability to sustain services, disclosing, as applicable, matters related to sustainability of services and using the applicable basis of accounting unless the management either intends to liquidate the or to cease operations, or have no realistic alternative but to do so.

Management is also responsible for the submission of the financial statements to the Auditor-General in accordance with the provisions of Section 47 of the Public Audit Act, 2015.

In addition to the responsibility for the preparation and presentation of the financial statements described above, management is also responsible for ensuring that the activities, financial transactions and information reflected in the financial statements are in compliance with the authorities which govern them, and that public money is applied in an effective manner.

Those charged with governance are responsible for overseeing the financial reporting process, reviewing the effectiveness of how the entity monitors compliance with relevant legislative and regulatory requirements, ensuring that effective processes and systems are in place to address key roles and responsibilities in relation to governance and risk management, and ensuring the adequacy and effectiveness of the control environment.

Auditor-General's Responsibilities for the Audit

The audit objectives are to obtain reasonable assurance about whether the financial statements as a whole are free from material misstatement, whether due to fraud or error, and to issue an auditor's report that includes my opinion in accordance with the provisions of Section 48 of the Public Audit Act, 2015 and submit the audit report in compliance with Article 229(7) of the Constitution. Reasonable assurance is a high level of assurance, but is not a guarantee that an audit conducted in accordance with ISSAIs will always detect a material misstatement and weakness when it exists. Misstatements can arise from fraud or error and are considered material if, individually or in the aggregate, they could reasonably be expected to influence the economic decisions of users taken on the basis of these financial statements.

In addition to the audit of the financial statements, a compliance review is planned and performed to express a conclusion with limited assurance as to whether, in all material respects, the activities, financial transactions and information reflected in the financial statements are in compliance with the authorities that govern them in accordance with the provisions of Article 229(6) of the Constitution and submit the audit report in compliance with Article 229(7) of the Constitution. The nature, timing and extent of the compliance work is limited compared to that designed to express an opinion with reasonable assurance on the financial statements.

Further, in planning and performing the audit of the financial statements and review of compliance, I consider internal control in order to give an assurance on the effectiveness of internal controls, risk management and governance processes and systems in accordance with the provisions of Section 7 (1) (a) of the Public Audit Act, 2015 and submit the audit report in compliance with Article 229(7) of the Constitution. My consideration of the internal control would not necessarily disclose all matters in the internal control that might be material weaknesses under the ISSAIs. A material weakness is a condition in which the design or operation of one or more of the internal control components does not reduce to a relatively low level the risk that misstatements caused by error or fraud in amounts that would be material in relation to the financial statements being audited may occur and not be detected within a timely period by employees in the normal course of performing their assigned functions.

Because of its inherent limitations, internal control may not prevent or detect misstatements and instances of non-compliance. Also, projections of any evaluation of effectiveness to future periods are subject to the risk that controls may become inadequate because of changes in conditions, or that the degree of compliance with the policies and procedures may deteriorate.

As part of an audit conducted in accordance with ISSAIs, I exercise professional judgment and maintain professional skepticism throughout the audit. I also:


- Identify and assess the risks of material misstatement of the financial statements, whether due to fraud or error, design and perform audit procedures responsive to those risks, and obtain audit evidence that is sufficient and appropriate to provide a basis for my opinion. The risk of not detecting a material misstatement resulting from fraud is higher than for one resulting from error, as fraud may involve collusion, forgery, intentional omissions, misrepresentations, or the override of internal control.
- Evaluate the appropriateness of accounting policies used and the reasonableness of accounting estimates and related disclosures made by the management.
- Conclude on the appropriateness of the management's use of the going concern basis of accounting and, based on the audit evidence obtained, whether a material uncertainty exists related to events or conditions that may cast significant doubt on the ability to continue as a going concern or to sustain its services. If I conclude that a material uncertainty exists, I am required to draw attention in the auditor's report to the related disclosures in the financial statements or, if such disclosures are inadequate, to modify my opinion. My conclusions are based on the audit evidence obtained up to the date of

my audit report. However, future events or conditions may cause the cease to continue as a going concern or to sustain its services.

- Evaluate the overall presentation, structure and content of the financial statements, including the disclosures, and whether the financial statements represent the underlying transactions and events in a manner that achieves fair presentation.
- Obtain sufficient appropriate audit evidence regarding the financial information and business activities of the express an opinion on the financial statements.
- Perform such other procedures as I consider necessary in the circumstances.

I communicate with the management regarding, among other matters, the planned scope and timing of the audit and significant audit findings, including any significant deficiencies in internal control that are identified during the audit.

I also provide management with a statement that I have complied with relevant ethical requirements regarding independence, and to communicate with them all relationships and other matters that may reasonably be thought to bear on my independence, and where applicable, related safeguards.



FCPA Edward R. O. Ouko, CBS
AUDITOR-GENERAL

Nairobi


21 March 2019


STATE DEPARTMENT FOR INFRASTRUCTURE
Reports and Financial Statements
For the year ended June 30, 2018

STATEMENT OF RECEIPTS AND PAYMENTS

	Note	2017-2018 Kshs	2016-2017 Kshs
RECEIPTS			
Proceeds from Domestic and Foreign Grants	1	1,120,646,467	2,638,922,037
Exchequer releases	2	52,873,956,581	90,670,266,810
Transfers from Other Government Entities	3	45,156,803,856	42,431,534,913
Proceeds from Foreign Borrowings	4	19,533,841,295	21,865,452,773
Other Receipts	5	48,724,983	44,209,627
TOTAL RECEIPTS		118,733,973,182	157,650,386,160
PAYMENTS			
Compensation of Employees	6	1,158,981,764	1,094,299,070
Use of goods and services	7	1,216,198,107	1,089,277,204
Transfers to Other Government Units	8	113,519,984,522	153,035,606,543
Social Security Benefits	9	17,969,838	1,562,960
Acquisition of Assets	10	1,811,405,375	534,234,571
TOTAL PAYMENTS		117,724,539,604	155,755,000,346
SURPLUS/DEFICIT		1,009,433,378	1,895,385,814

The accounting policies and explanatory notes to these financial statements form an integral part of the financial statements. The entity financial statements were approved on _____ 2018 and signed by:


 Principal Secretary
 Julius Korir, CBS



 Ag. Head of Accounting Unit
 CPA Ouya Emmanuel Yakwa
 ICPAK Member Number: 12376:

VI. STATEMENT OF ASSETS AND LIABILITIES


STATE DEPARTMENT FOR INFRASTRUCTURE
Reports and Financial Statements
For the year ended June 30, 2018

	Note	2017-2018	2016-2017
		Kshs	Kshs
FINANCIAL ASSETS			
Cash and Cash Equivalents			
Bank Balances	11A	2,655,834,850	2,073,594,626
Cash Balances	11B		1,401,108
Total Cash and cash equivalent		<u>2,655,834,850</u>	<u>2,074,995,734</u>
Accounts receivables	12	1,643,354,782	1,216,853,632
TOTAL FINANCIAL ASSETS		4,299,189,632	3,291,849,367
FINANCIAL LIABILITIES			
Accounts Payables – Deposits and retentions	13	212,555,241	214,648,553
NET FINANCIAL ASSETS		4,086,634,392	3,077,200,814
REPRESENTED BY			
Fund balance b/fwd	14	3,077,200,814	1,257,006,515
Prior year adjustment	15	-	(75,191,515)
Surplus/Deficit for the year		1,009,439,578	1,895,385,814
NET FINANCIAL POSSITION		4,086,634,392	3,077,200,814

The accounting policies and explanatory notes to these financial statements form an integral part of the financial statements. The entity financial statements were approved on _____ 2018 and signed by:



 Principal Secretary
 Julius Korir, CBS



 Ag. Head of Accounting Unit
 CPA Ouya Emmanuel Yakwa
 ICPAK Member Number: 12376

STATE DEPARTMENT FOR INFRASTRUCTURE
Reports and Financial Statements
For the year ended June 30, 2018


STATEMENT OF CASH FLOWS

		2017-2018	2016-2017
		Kshs	Kshs
Receipts for operating activities			
Proceeds from Domestic and Foreign Grants	1	1,120,646,467	2,638,922,037
Exchequer Releases	2	52,873,956,581	90,670,266,810
Transfers from Other Government Entities	3	45,156,803,856	42,431,534,913
Other Revenues	5	48,724,983	44,209,627
Payments for operating expenses			
Compensation of Employees	6	1,158,981,764	1,094,299,070
Use of goods and services	7	1,216,198,107	1,089,277,204
Transfers to Other Government Units	8	113,519,984,522	153,035,606,543
Social Security Benefits	9	17,969,838	1,562,960
Adjusted for:			
Adjustments during the year		17,885,382	-147,461,204
Net cash flow from operating activities		-16,705,866,762	-19,583,273,592
CASHFLOW FROM INVESTING ACTIVITIES			
Acquisition of Assets	10	(1,811,405,375)	(534,254,571)
Net cash flows from Investing Activities		(1,811,405,375)	(534,254,571)
CASHFLOW FROM BORROWING ACTIVITIES			
Proceeds from Foreign Borrowings	4	19,533,841,295	21,865,452,773
Net cash flow from financing activities		19,547,805,866	21,865,452,773
NET INCREASE IN CASH AND CASH EQUIVALENT			
Cash and cash equivalent at BEGINNING of the year	11	2,074,995,735	2,655,834,850
Cash and cash equivalent at END of the year	11	2,655,834,850	2,074,995,735

The accounting policies and explanatory notes to these financial statements form an integral part of the financial statements. The entity financial statements were approved on _____ 2018 and signed by:



Principal Secretary
 Julius Korir, CBS



Ag. Head of Accounting Unit
 CPA Ouya Emmanuel Yakwa
 ICPAK Member Number: 12376


STATE DEPARTMENT FOR INFRASTRUCTURE
 Reports and Financial Statements
 For the year ended June 30, 2018

VII. SUMMARY STATEMENT OF APPROPRIATION: RECURRENT AND DEVELOPMENT COMBINED

Receipt/Expense Item	Original Budget	Adjustments	Final Budget	Actual on Comparable Basis	Budget Utilization Difference	% of Utilization
	a	b	c=a+b	d	e=d-a	f=d/c%
RECEIPTS						
Tax Receipts	232,064,000	232,064,000	464,128,000	0.00	464,128,000	0%
Proceeds from Domestic and Foreign Grants	2,875,000,000	(115,000,000)	2,760,000,000	1,120,646,467	1,639,353,533	41%
Exchequer releases	52,873,956,581	0.00	52,873,956,581	52,873,956,581	0	100%
Transfers from Other Government Entities	30,841,936,000	32,167,536,000.00	63,009,472,000	45,156,803,856	17,852,668,144	72%
Proceeds from Foreign Borrowings	18,561,891,571	8,553,700,000.00	27,115,591,571	19,533,841,295	7,581,750,275.85	72%
Other Receipts	513,000,000	513,000,000.00	1,026,000,000	48,724,983	977,275,017	5%
TOTAL RECEIPTS	105,897,848,152	41,351,300,000	147,249,148,152	118,733,973,182	28,515,174,970	81%
PAYMENTS						
Compensation of Employees	651,000,000.00	631,000,000.00	1,282,000,000.00	1,158,981,764.00	123,018,236.00	90%
Use of goods and services	1,492,736,421.00	812,301,202.00	2,305,037,623.00	1,216,198,106.55	1,088,839,516.45	53%
Transfers to Other Government Units	88,036,912,889.00	46,604,659,812.00	134,641,572,701.00	113,519,984,521.60	21,121,588,179.40	84%
Social Security Benefits	9,100,000.00	11,100,000.00	20,200,000.00	17,969,837.75	2,230,162.25	89%
Acquisition of Assets	5,608,892,261.00	5,586,380,731.00	11,195,272,992.00	1,811,405,374.60	9,383,867,617.40	16%
TOTAL PAYMENTS	95,798,641,571	53,645,441,745	149,444,083,316	117,724,539,604.5	31,719,543,711.5	79%
Surplus/ Deficit						

The entity financial statements were approved on _____ 2018 and signed by:



 Principal Secretary
 Julius Korir, CBS



 Ag. Head of Accounting Unit
 CPA Ouya Emmanuel Yakwa
 ICPAK Member Number: 12376

VIII. SUMMARY STATEMENT OF APPROPRIATION: RECURRENT

Account Item	Original Budget	Adjustments	Final Budget	Actual on Comparable Basis	Budget Utilization Difference <i>e-c-d</i>	% of Utilization <i>f=d/c %</i>
RECEIPTS						
Tax Receipts	232,064,000.00	232,064,000.00	464,128,000.00		464,128,000.00	0%
Exchequer releases	1,636,282,728.00	0	1,636,282,728.00	1,636,282,728.00	0.00	100%
Transfers from Other Government Entities	24,641,936,000.00	25,967,536,000.00	50,609,472,000.00	41,995,803,856.00	8,613,668,144.00	83%
Other Receipts	513,000,000.00	513,000,000.00	1,026,000,000.00	48,724,982.80	977,275,017.20	5%
TOTAL RECEIPTS	27,023,282,728	26,712,600,000	53,735,882,728	43,680,811,567	10,055,071,161	81%
PAYMENTS						
Compensation of Employees	651,000,000.00	631,000,000.00	1,282,000,000	1,158,981,764.00	123,018,236	90%
Use of goods and services	172,657,739.00	32,874,940.00	205,532,679	154,667,226.70	50,865,452	75%
Transfers to Other Government Units	25,491,500,000.00	26,817,100,000.00	52,308,600,000	42,180,803,856.00	10,127,796,144	81%
Social Security Benefits	9,100,000.00	11,100,000.00	20,200,000	17,969,837.75	2,230,162	89%
Acquisition of Assets	4,742,261.00	-442,869.00	4,299,392	2,709,440.00	1,589,952	63%
TOTAL PAYMENTS	26,329,000,000	27,491,632,071	53,820,632,071	43,515,132,124.45	10,305,499,946	81%
Surplus/Deficit						

The entity financial statements were approved on _____ 2018 and signed by:


 Principal Secretary
 Juilius Korir, CBS


 Ag. Head of Accounting Unit
 CPA Ouya Emmanuel Yakwa
 ICPAK Member Number: 12376


IX.


Reports and Financial Statements
For the year ended June 30, 2018

SUMMARY STATEMENT OF APPROPRIATION: DEVELOPMENT

Receipt/Expense Item	Original Budget	Adjustments	Final Budget	Actual on Comparable Basis	Budget Utilization Difference	% of Utilization
	a	b	c = a + b	d	e = c - d	f = d/c %
RECEIPTS						
Proceeds from Domestic and Foreign Grants	2,875,000,000.00	-115,000,000.00	2,760,000,000	2,645,000,000	115,000,000	96%
Exchequer releases	51,237,673,853.00	0	51,237,673,853	51,237,673,853	-	100%
Transfers from Other Government Entities	6,200,000,000.00	6,200,000,000.00	12,400,000,000	18,600,000,000	-6,200,000,000	150%
Proceeds from Foreign Borrowings	18,561,891,571.00	8,553,700,000.00	27,115,591,571	35,669,291,571	-8,553,700,000	132%
TOTAL RECEIPTS	78,874,565,424	14,638,700,000	93,513,265,424	108,151,965,424	-14,638,700,000	116%
PAYMENTS						
Use of goods and services	1,320,078,682.00	779,426,262.00	2,099,504,944	1,061,530,879.85	1,037,974,064	51%
Transfers to Other Government Units	62,545,412,889.00	19,787,559,812.00	82,332,972,701	71,339,180,665.60	10,993,792,035	87%
Acquisition of Assets	5,604,150,000.00	5,586,823,600.00	11,190,973,600	1,808,695,934.60	9,382,277,665	16%
TOTAL PAYMENTS	69,469,641,571	26,153,809,674	95,623,451,245	74,209,407,480.05	21,414,043,764	78%
Surplus/Deficit						

The entity financial statements were approved on _____ 2018 and signed by:


Principal Secretary
Julius Korir, CBS


Ag. Head of Accounting, Unit
CPA Ouya Emmanuel Yakwa
ICPAK Member Number: 12376

X.

BUDGET EXECUTION BY PROGRAMMES AND SUB-PROGRAMMES

Sub-Programme	Original Budget	Adjustments	Final Budget	Actual on comparable basis 50 June 2018	Budget utilization difference
	Kshs	Kshs	Kshs	Kshs	Kshs
000000000	Non-Programmatic		0	0	0
0000000000	0		0	(4,371.00)	4,371.00
0201000000	General Administration, Planning and Support Services		0	0	0
0201020000			0	0	0
0201030000			0	0	0
0201040000			0	0	0
0202000000	Road Transport		149,444,083,316	117,754,062,490	31,690,020,8256
0202010000			62,275,274,219	45,692,336,970	16,582,937,249
0202020000			31,084,782,226	27,945,038,613	3,139,753,613
0202030000			51,073,600,000	41,995,803,856	9,077,796,144
0202040000			1,000,000,000	(95,000)	1,000,095,000
0202050000			0	0	0
0202060000			4,010,416,871	2,120,978,052	1,889,438,820
.			149,444,083,316	117,754,062,490	31,690,020,8256

(NB: This statement is a disclosure statement indicating the utilisation in the same format at the Entity's budgets which are programme based. Ensure that this document is completed to enable consolidation by the National Treasury)

STATE DEPARTMENT FOR INFRASTRUCTURE
Reports and Financial Statements
For the year ended June 30, 2018

XI. SIGNIFICANT ACCOUNTING POLICIES (Continued)

The principle accounting policies adopted in the preparation of these financial statements are set out below:

1. Statement of Compliance and Basis of Preparation

The financial statements have been prepared in accordance with Cash-basis International Public Sector Accounting Standards (IPSAS) as prescribed by the Public Sector Accounting Standards Board (PSASB) and set out in the accounting policy note below. This cash basis of accounting has been supplemented with accounting for; a) receivables that include imprests and salary advances and b) payables that include deposits and retentions.

The financial statements comply with and conform to the form of presentation prescribed by the PSASB. The accounting policies adopted have been consistently applied to all the years presented.

2. Reporting Entity

The financial statements are for the State Department of Infrastructure. The financial statements encompass the reporting entity as specified under section 81 of the PFM Act 2012 and also comprise of the following development projects implemented by the entity:

- 1. Kenya Transport Sector Support Project**
- 2. National Urban Transport Improvement Project**
- 3. Eastern Africa Regional Transport, Trade and Development Facilitation Project**

3. Reporting Currency

The financial statements are presented in Kenya Shillings (KShs), which is the functional and reporting currency of the Government and all values are rounded to the nearest Kenya Shilling.

4. Significant Accounting Policies

The accounting policies set out in this section have been consistently applied by the Entity for all the years presented.

a) Recognition of Receipts

The Entity recognises all receipts from the various sources when the event occurs and the related cash has actually been received by the Entity.

Tax Receipts

Tax receipts are recognized in the books of accounts when cash is received. Cash is considered as received when notification of tax remittance is received. (Check if this policy is applicable to entity)

SIGNIFICANT ACCOUNTING POLICIES (Continued)

STATE DEPARTMENT FOR INFRASTRUCTURE
Reports and Financial Statements
For the year ended June 30, 2018

Transfers from the Exchequer

Transfers from the exchequer are recognized in the books of accounts when cash is received. Cash is considered as received when payment instruction is issued to the bank and notified to the receiving entity.

External Assistance

External assistance is received through grants and loans from multilateral and bilateral development partners.

Grants and loans shall be recognized in the books of accounts when cash is received. Cash is considered as received when a payment advice is received by the recipient entity or by the beneficiary.

In case of grant/loan in kind, such grants are recorded upon receipt of the grant item and upon determination of the value. The date of the transaction is the value date indicated on the payment advice. A similar recognition criteria is applied for loans received in the form of a direct payment.

During the year ended 30th June 2018, there were no instances of non-compliance with terms and conditions which have resulted in cancellation of external assistance loans.

Other receipts

These include Appropriation-in-Aid and relates to receipts such as proceeds from disposal of assets and sale of tender documents. These are recognised in the financial statements the time associated cash is received.

b) Recognition of payments

The Entity recognises all payments when the event occurs and the related cash has actually been paid out by the Entity.

Compensation of Employees

Salaries and wages, allowances, statutory contribution for employees are recognized in the period when the compensation is paid.

Use of Goods and Services

Goods and services are recognized as payments in the period when the goods/services are paid for. Such expenses, if not paid during the period where goods/services are consumed, shall be disclosed as pending bills.

Interest on Borrowing

Borrowing costs that include interest are recognized as payment in the period in which they are paid for.

SIGNIFICANT ACCOUNTING POLICIES (Continued)

Repayment of Borrowing (Principal Amount)

STATE DEPARTMENT FOR INFRASTRUCTURE
Reports and Financial Statements
For the year ended June 30, 2018

The repayment of principal amount of borrowing is recognized as payment in the period in which the repayment is made.

Acquisition of Fixed Assets

The payment on acquisition of property plant and equipment items is not capitalized. The cost of acquisition and proceeds from disposal of these items are treated as payments and receipts items respectively. Where an asset is acquired in a non-exchange transaction for nil or nominal consideration and the fair value of the asset can be reliably established, a contra transaction is recorded as receipt and as a payment.

A fixed asset register is maintained by each public entity and a summary provided for purposes of consolidation. This summary is disclosed as an annexure to the financial statements.

5. In-kind contributions

In-kind contributions are donations that are made to the Entity in the form of actual goods and/or services rather than in money or cash terms. These donations may include vehicles, equipment or personnel services. Where the financial value received for in-kind contributions can be reliably determined, the Entity includes such value in the statement of receipts and payments both as receipts and as payments in equal and opposite amounts; otherwise, the contribution is not recorded.

6. Third Party Payments

Included in the receipts and payments, are payments made on its behalf to third parties in form of loans and grants. These payments do not constitute cash receipts and payments and are disclosed in the payment to third parties in the statement of receipts and payments as proceeds from foreign borrowings.

7. Cash and Cash Equivalents

Cash and cash equivalents comprise cash on hand and cash at bank, short-term deposits on call and highly liquid investments with an original maturity of three months or less, which are readily convertible to known amounts of cash and are subject to insignificant risk of changes in value. Bank account balances include amounts held at the Central Bank of Kenya and at various commercial banks at the end of the financial year.

Restriction on Cash

Restricted cash represents amounts that are limited/restricted from being used to settle a liability for at least twelve months after the reporting period. This cash is limited for direct use as required by stipulation.

Amounts maintained in deposit bank accounts are restricted for use in refunding third party deposits. As at 30th June 2018, this amounted to Kshs 212,555,251 compared to Kshs 214,648,573 in prior period as indicated on note 13.

There were no other restrictions on cash during the year.

SIGNIFICANT ACCOUNTING POLICIES (Continued)

8. Accounts Receivable

STATE DEPARTMENT FOR INFRASTRUCTURE
Reports and Financial Statements
For the year ended June 30, 2018

For the purposes of these financial statements, imprests and advances to authorised public officers and/or institutions which were not surrendered or accounted for at the end of the financial year are treated as receivables. This is in recognition of the government practice where the imprest payments are recognized as payments when fully accounted for by the imprest or AIE holders. This is an enhancement to the cash accounting policy. Other accounts receivables are disclosed in the financial statements.

9. Accounts Payable

For the purposes of these financial statements, deposits and retentions held on behalf of third parties have been recognized on an accrual basis (as accounts payables). This is in recognition of the government practice of retaining a portion of contracted services and works pending fulfilment of obligations by the contractor and to hold deposits on behalf of third parties. This is an enhancement to the cash accounting policy adopted by National Government Ministries and Agencies. Other liabilities including pending bills are disclosed in the financial statements.

10. Pending Bills

Pending bills consist of unpaid liabilities at the end of the financial year arising from contracted goods or services during the year or in past years. As pending bills do not involve the payment of cash in the reporting period, they recorded as 'memorandum' or 'off-balance' items to provide a sense of the overall net cash position of the Entity at the end of the year. When the pending bills are finally settled, such payments are included in the Statement of Receipts and Payments in the year in which the payments are made.

11. Budget

The budget is developed on a comparable accounting basis (cash basis except for imprest and deposits, which are accounted for on an accrual basis), the same accounts classification basis, and for the same period as the financial statements. The original budget was approved by Parliament on June 2018 for the period 1st July 2017 to 30th June 2018 as required by Law and there were two supplementary adjustments to the original budget during the year.

A comparison of the actual performance against the comparable budget for the financial year under review has been included in the financial statements.

Government Development Projects are budgeted for under the MDAs but receive budgeted funds as transfers and account for them separately. These transfers are recognised as inter-entity transfers.

12. Comparative Figures

Where necessary, comparative figures for the previous financial year have been amended or reconfigured to conform to the required changes in presentation.

SIGNIFICANT ACCOUNTING POLICIES (Continued)

13. Subsequent Events

STATE DEPARTMENT FOR INFRASTRUCTURE
Reports and Financial Statements
For the year ended June 30, 2018

There have been no events subsequent to the financial year end with a significant impact on the financial statements for the year ended 30th June 2018.

14. Errors

Material prior period errors shall be corrected retrospectively in the first set of financial statements authorized for issue after their discovery by: i. restating the comparative amounts for prior period(s) presented in which the error occurred; or ii. If the error occurred before the earliest prior period presented, restating the opening balances of assets, liabilities and net assets/equity for the earliest prior period presented.

During the year, errors that have been corrected are disclosed under note 26 explaining the nature and amounts.

15. Related Party Transactions

Related party relationships are a normal feature of commerce. Specific information with regards to related party transactions is included in the disclosure notes.

STATE DEPARTMENT FOR INFRASTRUCTURE
 Reports and Financial Statements
 For the year ended June 30, 2018

XII. NOTES TO THE FINANCIAL STATEMENTS

1 PROCEEDS FROM DOMESTIC AND FOREIGN GRANTS

Name of Donor	Date received	Indicate whether it was a direct payment	Amount in foreign currency	2017-2018	2016-2017
				Kshs	Kshs
Grants Received from Bilateral Donors (Foreign Governments)				1,120,646,467	2,638,922,037
TOTAL				1,120,646,467	2,638,922,037

2 EXCHEQUER RELEASES

	2017-2018	2016-2017
	Kshs	Kshs
Total Exchequer Releases for quarter 1	310,500,738	287,000,000
Total Exchequer Releases for quarter 2	10,285,764,944	13,284,596,716
Total Exchequer Releases for quarter 3	26,946,026,159	16,521,014,108
Total Exchequer Releases for quarter 4	15,331,664,740	60,577,655,986
Total	52,873,956,581	90,670,266,810

3 TRANSFERS FROM OTHER GOVERNMENT ENTITIES

Description	2017-2018	2016-2017
	Kshs	Kshs
Kenya Roads Board	45,156,803,856	42,431,534,913
TOTAL	45,156,803,856	42,431,534,913

The above transfers were received from the following self-reporting entities in the year

NOTES TO THE FINANCIAL STATEMENTS (Continued)

3a) TRANSFERS FROM OTHER GOVERNMENT ENTITIES

STATE DEPARTMENT FOR INFRASTRUCTURE
Reports and Financial Statements
For the year ended June 30, 2018

Description	Recurrent	Development	Total	2017-2018
	Kshs	Kshs	Kshs	
Transfers from Central government entities				
Kenya National Highways Authority	19,989,127,999	1,575,000,000	21,564,127,999	21,564,127,999
Kenya Rural Roads Authority	15,196,973,728	-	15,196,973,728	15,196,973,728
Kenya Urban Roads Authority	6,284,702,129	-	6,284,702,129	6,284,702,129
Kenya Wildlife Service	525,000,000	-	525,000,000	525,000,000
Kenya Rural Roads Authority- Annuity	1,586,000,000	-	1,586,000,000	1,586,000,000
TOTAL			45,156,803,856	45,156,803,856

We have confirmed the above amounts with the disbursing entities and attached these confirmations as an Appendix to these financial statements.

4 PROCEEDS FROM FOREIGN BORROWINGS

	2017-2018	2016-2017
Foreign Borrowing - Direct Payments	19,533,841,295	21,865,452,773
Total	19,533,841,295	21,865,452,773

NOTES TO THE FINANCIAL STATEMENTS (Continued)

5 OTHER REVENUES

Description	2017-2018	2016-2017
	Kshs	
Receipts from Administrative Fees and Charges - Collected as AIA	48,724,983	44,209,627
Total	48,724,983	44,209,627

6 COMPENSATION OF EMPLOYEES

	2017-2018	2016-2017
Basic salaries of permanent employees	819,445,525	746,755,766
Basic wages of temporary employees	13,987,046	23,238,746
Personal allowances paid as part of salary	325,549,193	324,304,557
Total	1,158,981,764	1,094,299,070

STATE DEPARTMENT FOR INFRASTRUCTURE
 Reports and Financial Statements
 For the year ended June 30, 2018

NOTES TO THE FINANCIAL STATEMENTS (Continued)

7 USE OF GOODS AND SERVICES

	2017-2018	2016-2017
	Kshs	Kshs
Utilities, supplies and services	17,172,200	21,054,319
Communication, supplies and services	3,831,863	10,358,615
Domestic travel and subsistence	29,655,225	24,870,492
Foreign travel and subsistence	1,205,260	4,678,407
Printing, advertising and information supplies & services	935,605	2,470,922
Training expenses	1,063,522,506	567,283,766
Hospitality supplies and services	12,433,980	17,901,842
Insurance costs	4,798,420	3,150,200
Specialized materials and services	15,735,869	19,178,376
Office and general supplies and services	10,602,026	20,310,333
Other operating expenses	25,007,121	73,997,718
Routine maintenance – vehicles and other transport equipment	13,136,392	7,604,090
Fuel, Oil and Other Lubricants	8,244,799	7,087,514
Routine maintenance – other assets	9,916,841	309,330,610
Total	1,216,198,107	1,089,244,204

8 GRANTS AND TRANSFERS TO OTHER GOVERNMENT ENTITIES

Description	2017-2018	2016-2017
	Kshs	Kshs
Current Grants to Government Agencies and other Levels of Government	42,180,803,856	42,933,784,911
Capital Grants to Government Agencies and other Levels of Government	71,339,180,666	110,101,821,632
TOTAL	113,519,984,522	153,035,606,543

The above transfers were made to the following self-reporting entities in the year:

We have confirmed these amounts with the recipient entities and attached these confirmations as an Appendix to this financial statements

9 SOCIAL SECURITY BENEFITS

	2017-2018	2016-2017
Government pension and retirement benefits	17,969,838	1,562,960
Total	17,969,838	1,562,960

STATE DEPARTMENT FOR INFRASTRUCTURE
Reports and Financial Statements
For the year ended June 30, 2018

10 ACQUISITION OF ASSETS

Non Financial Assets	2017-2018	2016-2017
	Kshs	
Construction of Buildings	22,401,721	153,476,053
Refurbishment of Buildings	10,222,423	76,907,150
Construction of Roads	1,602,875,000	-
Construction and Civil Works	43,940,682	68,926,802
Purchase of Vehicles and Other Transport Equipment	-	5,500,000
Purchase of Office Furniture and General Equipment	844,740	3,005,625
Purchase of Specialized Plant, Equipment and Machinery	41,491,163	102,441,983
Rehabilitation and Renovation of Plant, Machinery and Equip.	1,824,500	8,600
Research, Studies, Project Preparation, Design & Supervision	87,805,145	123,988,358
Total	1,811,405,375	534,254,571

11A: Bank Accounts

Name of Bank, Account No. & currency	Amount in bank account currency	Indicate whether recurrent, Development or deposit	Exchange rate (if in foreign currency)	2017-2018	2016-2017
<i>Central Bank of Kenya, 1000209844, Kes</i>		Development		2,244,259,194	1,808,362,271
<i>Central Bank of Kenya, 1000209925, Kes</i>		Recurrent		199,020,416	50,583,783
<i>Central Bank of Kenya, 1000212535, Kes</i>		Deposit		212,555,241	214,648,573
Total				2,655,834,851	2,073,594,627

11B: CASH IN HAND

		2016-2017
Cash in Hand – Held in domestic currency	-	1,401,108
Total	-	1,401,108

NOTES TO THE FINANCIAL STATEMENTS (Continued)

12: ACCOUNTS RECEIVABLE - OUTSTANDING IMPRESTS

STATE DEPARTMENT FOR INFRASTRUCTURE
Reports and Financial Statements
For the year ended June 30, 2018

Description	2017-2018	2016-2017
	Kshs	Kshs
Government Imprests	1,731,087	1,523,889
Salary advances	135,607	146,651
District suspense	537,227,923	110,922,927
Clearance accounts	1,104,260,165	1,104,260,165
Total	1,643,354,782	1,216,853,632

13. ACCOUNTS PAYABLE

Description	2017-2018	2016-2017
	Kshs	Kshs
Deposits	212,555,241	214,648,553
Total	212,555,241	214,648,553

14. FUND BALANCE BROUGHT FORWARD

Description	2017-2018	2016-2017
	Kshs	Kshs
Bank accounts	2,073,594,626	327,071,125
Cash in hand	1,401,108	-
Accounts Receivables	1,216,853,632	1,180,648,413
Accounts Payables	(214,648,553)	(250,713,023)
Total	3,077,200,814	1,257,006,515

15. PRIOR YEAR ADJUSTMENTS

Description of the adjustments	2017-2018	2016-2017
	Kshs	Kshs
Adjustments on bank account balances	-	(74,145,017)
Adjustments on receivables	-	(1,046,498)
	-	(75,191,515)

16. RELATED PARTY DISCLOSURES

Related party disclosure is encouraged under non-mandatory section of the Cash Basis IPSAS.

The following comprise of related parties to the State Department of Infrastructure

STATE DEPARTMENT FOR INFRASTRUCTURE
Reports and Financial Statements
For the year ended June 30, 2018

- Key management personnel that include the Cabinet Secretaries and Accounting Officers
- Other Ministries Departments and Agencies and Development Projects;
- County Governments; and
- State Corporations and Semi-Autonomous Government Agencies.

Related party transactions:

	2017-2018	2016
Key Management Compensation	22,687,808	23,244,494
Transfers to related parties		
Transfers to SCs and SAGAs	113,519,984,522	153,035,606,543
Transfers to Development Project	55,121,376	85,341,121
Total Transfers to related parties	113,575,105,898	153,120,947,664
Transfers from related parties		
Transfers from the Exchequer	52,873,956,581	90,670,266,810
Transfers from KRB	45,156,803,856	42,431,534,913
Total Transfers from related parties	98,030,760,437	133,101,801,723

STATE DEPARTMENT FOR INFRASTRUCTURE

Reports and Financial Statements

For the year ended June 30, 2018

17. OTHER IMPORTANT DISCLOSURES

17.1: PENDING ACCOUNTS PAYABLE (See Annex 1)


Supply of goods and services	22,888,397	2,501,700
	22,888,397	2,501,700

STATE DEPARTMENT FOR INFRASTRUCTURE
Reports and Financial Statements
For the year ended June 30, 2018

18. PROGRESS ON FOLLOW UP OF AUDITOR RECOMMENDATIONS


The following is the summary of issues raised by the external auditor, and management comments that were provided to the auditor. We have nominated focal persons to resolve the various issues as shown below with the associated time frame within which we expect the issues to be resolved.

Reference No. on the external audit report	Issue/ Observations from Auditor	Management comments	Focal person to resolve the issue	Responsible Officer	Timeframe when you expect to resolve the issue
		The State Department is working on resolving the issues on 2016/2017 and prior years (See Annex 7)			



 Principal Secretary
 Julius Korir, CBS

CPA Ouya Emmanuel Yakwa
 ICPAK Member Number: 12376



 Ag. Head of Accounting, Unit

STATE DEPARTMENT FOR INFRASTRUCTURE
Reports and Financial Statements
For the year ended June 30, 2018

ANNEX 1 - ANALYSIS OF PENDING ACCOUNTS PAYABLE

Original Amount	Date Contract	Amount Paid To-Date	Outstanding Balance	Outstanding Balance 2017	Comments
A	B	C	d=a-c		
Supply of goods and services					
Pago Airways Tour Services & Travel	30/06/2018	0	1,599,460	0	Inadequate exchequer
Gyto Success Company Limited	30/06/2018	0	525,000	0	Reduction of budget.
Amillion Cafe	30/06/2018	0	425,000	0	Reduction of budget.
Leuban Ventures	30/06/2018	0	910,000	0	Reduction of budget.
Leoshanel Holdings Limited	30/06/2018	0	292,500	0	Reduction of budget.
Titan Office Technologies	30/06/2018	0	204,999	0	Reduction of budget.
Viktorious Grapedesign	30/06/2018	0	342,000	0	Reduction of budget.
Fair Sales Ventures	30/06/2018	0	154,500	0	Inadequate exchequer
Moragie Auto & Supplies	30/06/2018	0	197,664	0	Inadequate exchequer
Shan Clara Agency	30/06/2018	0	270,000	0	Inadequate exchequer
Icel Montel Investment	30/06/2018	0	370,500	0	Inadequate exchequer
Vicma Solutions	30/06/2018	0	1,286,000	0	Inadequate exchequer
Global Destination Tours & Travel	30/06/2018	0	375,125	0	Inadequate exchequer
Elevoic Lift Services	30/06/2018	0	5,341,735	0	Reduction of budget.
Cooperative University College of Kenya	30/06/2018	0	208,800	0	Reduction of budget.
Big Mount Wise Ltd	30/06/2018	0	2,735,862	0	Inadequate exchequer
MFI Document Solutions	30/06/2018	0	909,300	0	Inadequate exchequer
Pronan Enterprises	30/06/2018	0	1,901,280	0	Inadequate exchequer
Summoit Equipments	30/06/2018	0	500,000	0	Inadequate exchequer
Fair Sales Venture	30/06/2018	0	292,500	0	Inadequate exchequer
Pago Airways Tour Services & Travel	30/06/2018	0	61,635	0	Inadequate exchequer
University of Nairobi Enterprises and Services Ltd	30/06/2018	0	2,403,237	0	Inadequate exchequer
Mastenje Investments	30/06/2018	0	245,800	0	Inadequate exchequer
Betrisiah Enterprises	30/06/2018	0	509,500	0	Inadequate exchequer
Jogat Suppliers	30/06/2018	0	346,000	0	Inadequate exchequer
Magnet Business Systems	30/06/2018	0	480,000	0	Inadequate exchequer
Grand Total			22,888,397		

STATE DEPARTMENT FOR INFRASTRUCTURE
Reports and Financial Statements
For the year ended June 30, 2018

ANNEX 2 - ANALYSIS OF OTHER PENDING PAYABLES

The State Department does not have other pending payables.

STATE DEPARTMENT FOR INFRASTRUCTURE

Reports and Financial Statements

For the year ended June 30, 2018

ANNEX 3 – SUMMARY OF FIXED ASSET REGISTER

	Historical Cost at (Kshs) 2016/2017	Additions during the (Kshs)	Disposals during the Year (Kshs)	Historical Cost at (Kshs) 2017/2018
Land				
Buildings and structures	299,310,004	76,564,826		375,874,830
Transport equipment	5,500,000			5,500,000
Office equipment, furniture and fittings	3,005,625	844,740		3,850,365
ICT Equipment, Software and Other ICT Assets				
Other Machinery and Equipment	62,397,616	41,491,163		103,888,779
Heritage and cultural assets				
Intangible assets				
Total	370,213,245	118,900,729		489,113,974

NB: Additions during the year does not tie to note 10 on Acquisition of Assets during the year due to Ksh. 87,805,145 charged to Research, studies, project preparation, design and supervision, Ksh 1,586,000,000 a transfer to KeRRA under the Roads Annuity Fund and GoK Counterpart money of Ksh 16,875,000.

STATE DEPARTMENT FOR INFRASTRUCTURE
Reports and Financial Statements
For the year ended June 30, 2018

ANNEX 4 – LIST OF PROJECTS IMPLEMENTED BY THE STATE DEPARTMENT FOR INFRASTRUCTURE

Ref	Project Name	Principal activity of the project	Accounting Officer	Project consolidated in these financial statements (yes/no)
1	Kenya Transport Sector Support Project	The key objective of the project is to improve the efficiency of the road transport along the Northern Corridor.	Julius Korir, CBS	No
2	National Urban Transport Improvement Project	The key objective of the project is to improve the efficiency of road transport along the Northern Corridor.	Julius Korir, CBS	No
3	East Africa Trade And Transport Facilitation Project	The key objective of the project is to strengthen institutional capacities in all implementing entities and complementary institutions involved within the project.	Julius Korir, CBS	No

STATE DEPARTMENT FOR INFRASTRUCTURE

Reports and Financial Statements

For the year ended June 30, 2018

ANNEX 6 – LIST OF SCs, SAGAs AND PUBLIC FUNDS UNDER THE STATE DEPARTMENT FOR INFRASTRUCTURE

SC, SAGA or Public Fund	Principal activity of entity	Accounting Officer	Amount transferred during the year	Inter- entity reconciliations done? (Yes/no)
1 Kenya Highways Authority	Construction & maintenance of highways	Eng. Peter M. Mundinia	21,564,127,999	Yes
Kenya Urban Roads Authority	Construction and maintenance of urban roads	Eng. Silas Kinoti	6,284,702,129	Yes
Kenya Rural Roads Authority	Construction and maintenance of rural roads	Eng. Luka K. Kimeli	16,782,973,728	Yes

STATE DEPARTMENT FOR INFRASTRUCTURE
Reports and Financial Statements
For the year ended June 30, 2018

ANNEX 8- REPORTS GENERATED FROM IFMIS

The following financial Reports Generated from IFMIS should be generated and attached as appendices to these financial statements.

- i. GOK IFMIS Comparison Trial Balance
- ii. FO30 (Bank reconciliations) for all bank accounts
- iii. GOK IFMIS Receipts and Payments Statement
- iv. GOK IFMIS Statement of Financial Position
- v. GOK IFMIS Statement of Cash Flows
- vi. GOK IFMIS Notes to the Financial Statements
- vii. GOK IFMIS Statement of Budget Execution
- viii. GOK IFMIS Statement of Deposits
- ix. GOK IFMIS Budget Execution by Programme and Economic Classification
- x. GOK IFMIS Budget Execution by Heads and Programmes
- xi. GOK IFMIS Budget Execution by Programmes and Sub-programmes



Total Balance
 Ministry of State Department for Infrastructure
 Capital Projects July 17 to August 15
 (Capital Projects) July 16 to August 17

Account No and Description	Current Period		Previous period	
	Debit Kshs	Credit Kshs	Debit Kshs	Credit Kshs
1140700 Taxes on Goods and Services Collected as AIA	0.00	0.00	0.00	0.00
1140000 Taxes on Goods and Services	0.00	0.00	0.00	0.00
1160200 Taxes Not Elsewhere Classified Collected as AIA	0.00	0.00	0.00	0.00
1160000 Other Taxes (not elsewhere classified)	0.00	0.00	0.00	0.00
1310200 Grants from Foreign Govts. - Direct Payments treated as AIA	0.00	0.00	0.00	0.00
1310000 Grants from Foreign Governments	0.00	0.00	0.00	0.00
1320200 Grants from International Organizations - Direct Payments AIA	0.00	1,120,646,466.85	0.00	2,638,922,037.20
1320000 Grants from International Organizations	0.00	1,120,646,466.85	0.00	2,638,922,037.20
1330400 Grants to other General Govt units from General Govt units	0.00	45,156,803,856.00	0.00	40,762,534,913.00
1330000 Grants from other levels of Governments	0.00	45,156,803,856.00	0.00	40,762,534,913.00
1420300 Administrative Fees and Charges collected as AIA	0.00	48,724,982.80	0.00	44,209,627.45
1420000 Sales of Goods and Services	0.00	48,724,982.80	0.00	44,209,627.45
1450100 Paid to Exchequer	0.00	0.00	0.00	0.00
1450000 Other Receipts Not Elsewhere Classified	0.00	0.00	0.00	0.00
2110100 Basic Salaries - Permanent Employees	819,445,524.55	0.00	746,755,766.25	0.00
2110200 Basic Wages - Temporary Employees	13,987,045.80	0.00	23,218,094.30	0.00
2110300 Personal Allowances paid as part of Salary	325,549,193.15	0.00	324,304,557.20	0.00
2110400 Personal Allowances paid as Reimbursements	0.00	0.00	0.00	0.00
2110000 Wages and Salary Contributions	1,158,981,763.50	0.00	1,094,278,417.75	0.00
2210100 Utilities, Supplies and Services	17,172,200.15	0.00	21,054,318.55	0.00
2210200 Communication, Supplies and Services	3,831,862.80	0.00	10,358,615.35	0.00
2210300 Domestic Travel and Subsistence, and Other Transportation Costs	29,655,225.00	0.00	24,870,492.35	0.00
2210400 Foreign Travel and Subsistence, and other transportation costs	1,205,260.00	0.00	4,678,406.50	0.00
2210500 Printing, Advertising and Information Supplies and Services	935,605.00	0.00	2,470,921.55	0.00
2210700 Training Expenses	1,063,522,505.85	0.00	567,283,766.40	0.00
2210800 Hospitality Supplies and Services	12,433,980.00	0.00	17,865,842.30	0.00
2210900 Insurance Costs	4,798,420.15	0.00	3,150,200.00	0.00
2211000 Specialised Materials and Supplies	15,735,869.00	0.00	19,178,376.00	0.00
2211100 Office and General Supplies and Services	10,602,026.00	0.00	19,850,652.80	0.00
2211200 Fuel Oil and Lubricants	8,244,798.70	0.00	7,058,690.50	0.00
2211300 Other Operating Expenses	25,007,120.50	0.00	73,750,461.75	0.00
2210000 Goods and Services	1,931,448,731.15	0.00	774,157,074.05	0.00
2220100 Routine Maintenance - Vehicles	13,136,392.40	0.00	7,554,089.90	0.00
2220200 Routine Maintenance - Other Assets	9,916,841.00	0.00	308,856,230.25	0.00
2220000 Routine Maintenance	23,053,233.40	0.00	316,410,320.15	0.00
2630100 Current Grants to Government Agencies and other Levels of Government	42,180,803,856.00	0.00	39,267,059,530.00	0.00
2630200 Capital Grants to Government Agencies and other Levels of Government	71,339,180,665.60	0.00	108,672,989,303.25	0.00
2630000 Grants & Transfer To Other Govt Units	113,519,984,521.60	0.00	147,940,048,833.25	0.00

Account No and Description	Current Period		Previous period	
	Debit	Credit	Debit	Credit
2710100 Government Pension and Retirement Benefits	17,969,837.75	0.00	1,562,959.95	0.00
2710000 Social Security Benefits	17,969,837.75	0.00	1,562,959.95	0.00
3110200 Construction of Building	22,401,721.00	0.00	153,476,052.90	0.00
3110300 Refurbishment of Buildings	10,222,422.70	0.00	76,907,150.00	0.00
3110400 Construction of Roads	1,602,875,000.00	0.00	0.00	0.00
3110500 Construction and Civil Works	43,940,682.45	0.00	68,926,801.65	0.00
3110700 Purchase of Vehicles and Other Transport Equipment	0.00	0.00	5,500,000.00	0.00
3111000 Purchase of Office Furniture and General Equipment	844,740.00	0.00	3,005,625.15	0.00
3111100 Purchase of Specialised Plant, Equipment and Machinery	41,491,163.10	0.00	102,441,982.50	0.00
3111200 Rehabilitation and Renovation of Plant, Machinery and Equipment	1,824,500.00	0.00	8,600.00	0.00
3111400 Research, Feasibility Studies, Project Preparation and Design, Project Supervision	87,805,145.35	0.00	124,434,458.30	0.00
3111500 Rehabilitation of Civil Works	0.00	0.00	0.00	0.00
3110000 Acquisition of Fixed Capital Assets	1,811,405,374.60	0.00	534,700,670.50	0.00
5120100 Foreign Borrowings - Drawdowns through Exchequer	0.00	40,715,403.40	0.00	0.00
5120200 Foreign Borrowing-Direct Payments	0.00	19,493,125,891.75	0.00	21,865,452,772.55
5120000 Currency and Deposits, Accounts Payable, Clearing Transfers and Other Liabilities	0.00	19,533,841,295.15	0.00	21,865,452,772.55
6510200 01-010-E418-UNICEF PROGRAMME-M	80,771,596.05	0.00	64,477,959.10	0.00
6510000 Special Accounts	80,771,596.05	0.00	64,477,959.10	0.00
6530100 Recurrent Bank Accounts	17,416,693,411.35	0.00	24,230,128,206.30	0.00
6530000 Recurrent Bank Accounts	17,416,693,411.35	0.00	24,230,128,206.30	0.00
6540100 Development Bank Accounts	0.00	88,564,683,918.35	0.00	60,716,033,669.10
6540000 Development Bank Accounts	0.00	88,564,683,918.35	0.00	60,716,033,669.10
6550100 Deposit Bank Accounts	309,435,345.40	0.00	269,698,287.00	0.00
6550000 Deposit Bank Accounts	309,435,345.40	0.00	269,698,287.00	0.00
6580100 Cash in Hand	226,265,656,081.45	0.00	144,383,168,695.50	0.00
6580000 Cash in Hand	226,265,656,081.45	0.00	144,383,168,695.50	0.00
6710100 Debtors & Advances - Employees	1,585,508.00	0.00	1,191,928.85	7,276.30
6710000 Domestic Debtors & Advances	1,585,508.00	0.00	1,191,928.85	7,276.30
6720100 Debtors & Advances - Government	3,700.00	0.00	3,700.00	0.00
6720000 Debtors & Advances - Govt Owne	3,700.00	0.00	3,700.00	0.00
6740100 Other Debtors & Pre-payments	13,068,546.35	0.00	14,341,689.90	0.00
6740000 Other Debtors & Pre-payments	13,068,546.35	0.00	14,341,689.90	0.00
6760100 Imprests	0.00	1,798,210.75	0.00	5,315,546.00
6760000 Government Imprests	0.00	1,798,210.75	0.00	5,315,546.00
6770100 Ministerial Agency Accounts	16,410,340.00	0.00	16,410,340.00	0.00
6770000 Agency Accounts	16,410,340.00	0.00	16,410,340.00	0.00
6780100 Suspense & Clearance Account	676,928,451.20	355,031,018.10	220,288,478.20	871,498,307.05
6780000 Suspense & Clearance Account	676,928,451.20	355,031,018.10	220,288,478.20	871,498,307.05
7310100 General Deposits Items	1,605,943,328.70	202,234,893.05	17,441,203.90	202,234,893.05
7310000 Deposits	1,605,943,328.70	202,234,893.05	17,441,203.90	202,234,893.05
7320000 Other Liabilities	65,177,126.90	1,424,047.30	8,633,183.05	1,921,625.20
7320100 Salary Deductions	209,518,169.70	302,341,225.70	252,367,490.60	289,615,177.65
7320200 Other General Liabilities	0.00	576,798.90	0.00	0.00
7320400 Withholding Taxes	13,920.00	0.00	13,920.00	0.00
7320000 Other Liabilities	274,709,248.60	304,342,071.90	261,014,593.65	281,536,802.65
7380100	0.00	2,055,555.00	0.00	1,604,101.55
7380000 Withholding Taxes	0.00	2,055,555.00	0.00	1,604,101.55
7390100 System Required Liabilities	0.00	9,388,148.00	0.00	3,419,095.20
7399900	0.00	152,443,407,040.80	0.00	101,809,350,028.60
7390000 System Required Liabilities A/cs	0.00	152,452,795,188.80	0.00	101,812,769,123.60
9910100 General Provisions	0.00	444,159,252.80	0.00	444,131,252.80
9910200 Exchequer Provisions	0.00	254,572,836,570.00	0.00	201,698,879,989.00
9910000 Provisions	0.00	255,016,995,822.80	0.00	202,143,011,241.80
9999900	198,374,208,150.45	0.00	111,218,393,283.65	0.15
9990000 Opening Balance Reserves	198,374,208,150.45	0.00	111,218,393,283.65	0.15
Total	204,093,989,055.85	204,093,989,055.85	732,556,642,229.10	732,556,642,229.10

The Statement has been prepared, reviewed and approved by the following:

Prepared By: _____

Date: _____

Reviewed By: _____

Date: _____

Approved By: _____

Date: _____



STATEMENT OF RECEIPTS AND PAYMENTS
Entity: 1094 State Department for Infrastructure
Current Period: JUL 17 to JUNE 18
Compare With: JUL 16 to JUNE 17

	Note	Current Period	Previous Period
RECEIPTS			
Tax Receipts	1	0.00	0.00
Social Security Contribution	2	0.00	0.00
Proceeds from Domestic and Foreign Grants	3	1,120,646,466.85	2,638,922,037.20
Exchequer releases	4	52,873,956,881.00	90,670,266,810.00
Transfers from Other Government Entities	5	45,156,803,656.00	40,762,534,913.00
Proceeds from Domestic Borrowings	6	0.00	0.00
Proceeds from Foreign Borrowings	7	19,533,841,295.15	21,865,452,772.55
Proceeds from Sales of Assets	8	0.00	0.00
Reimbursements and Refunds	9	0.00	0.00
Returns of Equity Holdings	10	0.00	0.00
Other Receipts	11	48,724,982.80	44,209,627.45
TOTAL RECEIPTS		118,733,973,81.80	155,981,386,160.20
PAYMENTS			
Compensation of Employees	12	1,158,981,763.50	1,094,278,417.75
Use of goods and Services	13	1,216,198,106.55	1,087,981,064.20
Subsidies	14	0.00	0.00
Transfers to Other Government Units	15	113,519,984,521.60	147,940,048,833.25
Other Grants and Transfers	16	0.00	0.00
Social Security Benefits	17	17,969,837.75	1,562,959.95
Acquisition of Assets	18	1,811,405,374.60	534,700,670.50
Finance Costs, including Loan Interest	19	0.00	0.00
Repayment of Principal on Domestic and Foreign Borrowing	20	0.00	0.00
Other payments	21	0.00	0.00
TOTAL PAYMENTS		117,724,539,604.00	150,658,571,945.65
SURPLUS/DEFICIT		1,009,433,577.80	5,322,814,214.55

The Statement has been prepared, reviewed and approved by the following:

Prepared By: _____

Date: _____

Reviewed By: _____

Date: _____

Approved By: _____

Date: _____



Statement of Financial Position
Entity: 10001 State Department for Infrastructure
Current Period: JUL-17 To JUN-18
Compare With: JUL-16 To JUN-17

	Note	Current Period	Previous Period
		Kshs	Kshs
FINANCIAL ASSETS			
Cash and Cash Equivalents			
Bank Balances	22A	(70,757,783,565.55)	(36,151,729,216.70)
Cash Balances	22B	226,265,656,081.45	144,383,168,695.50
Total Cash And Cash Equivalents		155,507,872,515.90	108,231,439,478.80
Accounts Receivables - Outstanding Imprest and Clearance Accounts	23	351,167,316.70	(624,584,992.40)
TOTAL FINANCIAL ASSETS		155,859,039,832.60	107,606,854,486.40
Financial Liabilities			
Accounts Payables - Deposits	24	151,080,775,163.45	102,029,689,123.70
NET FINANCIAL ASSETS		4,778,264,669.15	5,577,165,362.70
REPRESENTED BY			
Fund Balance b/fwd	25	5,577,165,362.70	253,772,148.00
Surplus/Deficit for the Year		1,009,433,577.80	5,322,814,214.55
NET FINANCIAL POSITION		6,586,598,940.50	5,576,586,362.55

The Statement has been prepared, reviewed and approved by the following:

Prepared By: _____


Date: _____

Reviewed By: _____

Date: _____

Approved By: _____

Date: _____





STATEMENT OF CASH FLOW
 Entity: 1091 State Department of Infrastructure
 Current Period: JUL-17 to JUN-18
 Compare With: JUL-16 to JUN-17

	Note	Current Period	Previous Period
		Kshs	Kshs
Receipts and operating income			
Tax Receipts	1	0.00	0.00
Social Security Contribution	2	0.00	0.00
Proceeds from Domestic and Foreign Grants	3	1,120,646,466.85	2,638,922,037.20
Exchequer releases	4	52,873,956,581.00	90,670,266,810.00
Transfers from Other Government Entities	5	45,156,803,856.00	40,762,534,913.00
Reimbursements and Refunds	9	0.00	0.00
Returns of Equity Holdings	10	0.00	0.00
Other Receipts	11	48,724,982.80	44,209,627.45
Payments for Operating Expenses			
Compensation of Employees	12	1,158,981,763.50	1,094,278,417.75
Use of goods and Services	13	1,216,198,106.55	1,087,981,064.20
Subsidies	14	0.00	0.00
Transfers to Other Government Units	15	113,519,984,521.60	147,940,048,833.25
Other Grants and Transfers	16	0.00	0.00
Social Security Benefits	17	17,969,837.75	1,562,959.95
Finance Costs, including Loan Interest	19	0.00	0.00
Other payments	21	0.00	0.00
Adjusted for :			
Adjustments during the year		48,075,333,730.65	56,492,290,763.60
Net Cash From Operating Activities	A	31,362,331,387.90	40,484,352,876.10
Cash Flow From Investing Activities			
Proceeds from Sales of Assets	8	0.00	0.00
Acquisition of Assets	18	1,811,405,374.60	534,700,670.50
Net Cash Flow From Investing Activities	B	(1,811,405,374.60)	(534,700,670.50)
Cash Flow From Borrowing Activities			
Proceeds from Domestic Borrowings	6	0.00	0.00
Proceeds from Foreign Borrowings	7	19,533,841,295.15	21,865,452,772.55
Repayment of Principal on Domestic and Foreign Borrowing	20	0.00	0.00
Net Cash Flow From Financing Activities	C	19,533,841,295.15	21,865,452,772.55
NET INCREASE IN CASH AND CASH EQUIVALENT	A+B+C	49,084,767,308.45	61,815,104,978.15
Cash and Cash Equivalent at BEGINNING of The Year		108,231,439,478.80	46,415,755,500.50
Cash and Cash Equivalent at END of The Year	22A+22B	155,507,872,515.90	108,231,439,478.80

The Statement has been prepared, reviewed and approved by the following:

Prepared By: _____

Date: _____

Reviewed By: _____

Date: _____

Approved By: _____

Date: _____



NOTES TO THE FINANCIAL STATEMENTS
 Entity: 1091 State Department for Infrastructure
 Current Period: JUL 2017 to JUN 2018
 Comparative With: JUL 2016 to JUN 2017

1 Tax Receipts

Item Description	Item Code	Current Period	Previous Period
		Kshs	Kshs
Taxes on Income, Profits and Capital Gains	1110000	0.00	0.00
Taxes on Payroll and Workforce	1120000	0.00	0.00
Taxes on Property	1130000	0.00	0.00
Taxes on Goods and Services	1140000	0.00	0.00
Taxes on International Trade and Transactions	1150000	0.00	0.00
Other Taxes (not elsewhere classified)	1160000	0.00	0.00
TOTAL		0.00	0.00

2 Social Security Contribution

Item Description	Item Code	Current Period	Previous Period
		Kshs	Kshs
Health Insurance Contribution	1210100	0.00	0.00
NHIF Health Insurance Contributions	1210200	0.00	0.00
Contributions from Govt. Employees for Social & Welfare Schemes	1210300	0.00	0.00
TOTAL		0.00	0.00

3 Proceeds from Domestic and Foreign Grants

Item Description	Item Code	Current Period	Previous Period
		Kshs	Kshs
Grants from Foreign Governments	1310000	0.00	0.00
Grants from International Organisations	1320000	120,646,466.85	2,638,922,037.20
TOTAL		120,646,466.85	2,638,922,037.20

4 Exchequer releases

Item Description	Item Code	Current Period	Previous Period
		Kshs	Kshs
Exchequer Releases/ Provisioning Account	9910201	52,873,956,581.00	90,670,266,810.00
TOTAL		52,873,956,581.00	90,670,266,810.00

5 Transfers from Other Government Entities

Item Description	Item Code	Current Period	Previous Period
		Kshs	Kshs
Grants received by Central Govt from General Govt units	1330100	0.00	0.00
Grants Received from General Govt units by Local Authorities	1330200	0.00	0.00
Grants to Fund Accounts from Central Govt Budget	1330300	0.00	0.00
Grants to other General Govt units from General Govt units	1330400	45,156,803,856.00	40,762,534,913.00
TOTAL		45,156,803,856.00	40,762,534,913.00

6 Proceeds from Domestic Borrowings

Item Description	Item Code	Current Period	Previous Period
		Kshs	Kshs
Borrowing within General Government	5110100	0.00	0.00
Borrowing from Monetary Authorities (Central Bank)	5110200	0.00	0.00
Other Domestic Depository Corporations (Commercial Banks)	5110300	0.00	0.00
Borrowing from Other Domestic Financial Institutions	5110400	0.00	0.00
Borrowing from Other Domestic Creditors	5110500	0.00	0.00
TOTAL		0.00	0.00

7 Proceeds from Foreign Borrowings

Item Description	Item Code	Current Period	Previous Period
		Kshs	Kshs
Foreign Borrowings - Drawdowns through Exchequer	5120100	40,715,403.40	0.00
Foreign Borrowing-Direct Payments	5120200	19,493,125,891.75	21,865,452,772.55
Foreign Currency and Foreign Deposits	5120300	0.00	0.00
Other Foreign Accounts Payable	5120400	0.00	0.00
TOTAL		19,533,841,295.15	21,865,452,772.55

8 Proceeds from Sales of Assets

Item Description	Item Code	Current Period	Previous Period
		Kshs	Kshs
Receipts from the Sale of Buildings - Paid to Exchequer	3510100	0.00	0.00
Receipts from the Sale of Buildings	3510200	0.00	0.00
Receipts from sale of other st	3510300	0.00	0.00
Receipts from sale of other st	3510400	0.00	0.00
Receipts from the Sale of Vehicles and Transport Equipment - Paid to Exchequer	3510500	0.00	0.00
Receipts from the Sale of Vehicles and Transport Equipment	3510600	0.00	0.00
Receipts from the Sale of Plant Machinery and Equipment - Paid to Exchequer	3510700	0.00	0.00
Receipts from the Sale Plant Machinery and Equipment	3510800	0.00	0.00
Receipts from Sale of Certified Seeds and Breeding Stock - Paid to Exchequer	3510900	0.00	0.00
Receipts from Sale of Certified Seeds and Breeding Stock	3511000	0.00	0.00
Receipts from the Sale of Strategic Reserves Stocks	3520100	0.00	0.00
Receipts from the Sale of Other Inventories, Stocks, and Commodities	3520200	0.00	0.00
Receipts from the Sale of Inventories, Stocks and Commodities	3520300	0.00	0.00
Receipts from the Sale of Land	3540100	0.00	0.00
Receipts from the Sale of Other Naturally Occurring Non-Produced Assets	3540200	0.00	0.00
Receipts from the Sale of Intangible Non-Produced Assets	3540300	0.00	0.00
Receipts from the Sale of Non-Produced Assets Collected as AIA	3540400	0.00	0.00
Repayments from Loans to Government Agencies and Other Levels of Government	4510100	0.00	0.00
Loans to Non-Financial Public Enterprises	4510200	0.00	0.00
Loans to Financial Institutions	4510300	0.00	0.00
Repayments from Domestic Loans to Individuals and Households	4510400	0.00	0.00
Repayments from lending to Foreign Govts.	4520100	0.00	0.00
Repayments from lending to International Orgns.	4520200	0.00	0.00
Repayments from lending to Foreign Non - Financial Enterps. & Financial Instns.	4520300	0.00	0.00
Repayments from Other Foreign Lending	4520400	0.00	0.00
Sales and Disposals of Equity Holdings in Domestic Public Non - Financial Enterprises	4530100	0.00	0.00
Sales and Disposals of Equity Holdings in Domestic Public Financial Institutions	4530200	0.00	0.00
Sales and Disposals of Other Equity Holdings	4530300	0.00	0.00
Sales and Disposals of Equity Holdings in Foreign Financial Instns. and Domestic Financial Instns. operating abroad	4530400	0.00	0.00
Sales and Disposals of Equity Holdings in Foreign Enterps. Financial Instns. and Domestic Financial Instns. operating abroad	4530500	0.00	0.00
Redemption/ Disposal of Other Financial Assets	4530600	0.00	0.00
Refund of Bonds paid as Deposits for Guarantees	4530700	0.00	0.00
TOTAL		0.00	0.00

9 Reimbursements and Refunds

Item Description	Item Code	Current Period	Previous Period
		Kshs	Kshs
Refund from World Food Programme (WFP)	4540101	0.00	0.00
Reimbursement of Audit Fees	4540102	0.00	0.00
Reimbursement on Messing Charges (UNICEF)	4540103	0.00	0.00
Reimbursement from World Bank - ECD	4540104	0.00	0.00
Reimbursement from Individuals and Private Organizations	4540105	0.00	0.00

Item Description	Item Code	Current Period	Previous Period
Reimbursement from Local Government Authorities	4540106	0.00	0.00
Reimbursement from Statutory Organizations	4540107	0.00	0.00
Reimbursement within Central Government	4540108	0.00	0.00
Reimbursement Using Bonds	4540109	0.00	0.00
Reimbursements and Refunds - Other (Budget)	4540199	0.00	0.00
TOTAL		0.00	0.00

10 Returns of Equity Holdings

Item Description	Item Code	Current Period	Previous Period
		Kshs	Kshs
Returns of Equity Holdings	4550000	0.00	0.00
Returns of Equity Holdings	4610000	0.00	0.00
TOTAL		0.00	0.00

11 Other Receipts

Item Description	Item Code	Current Period	Previous Period
		Kshs	Kshs
Interest Received	1410100	0.00	0.00
Profits and Dividends	1410200	0.00	0.00
Withdrawals from Income of Quasi-corporations	1410300	0.00	0.00
Rents on land, houses and buildings	1410400	0.00	0.00
Other Property Income collected as AIA	1410500	0.00	0.00
	1415000	0.00	0.00
Sales of Market Establishment	1420100	0.00	0.00
Administrative Fees and Charges	1420200	0.00	0.00
Administrative Fees and Charges collected as AIA	1420300	48,724,982.80	44,209,627.45
Incidental Sales by Non-Market Establishments	1420400	0.00	0.00
Incidental Sales by Non-Market Establishments Collected as AIA	1420500	0.00	0.00
Receipts from Sale of Incidental Goods	1420600	0.00	0.00
Fines, Penalties, Forfeitures and other Charges	1430100	0.00	0.00
Current Grants from International NGOs paid through Exchequer	1440100	0.00	0.00
Capital Grants from International NGOs paid through Exchequer	1440200	0.00	0.00
Current Grants from International NGOs collected as AIA	1440300	0.00	0.00
Capital Grants from International NGOs collected as AIA	1440400	0.00	0.00
Other Voluntary Transfers for Current purposes	1440500	0.00	0.00
Other Voluntary Transfers for Capital purposes	1440600	0.00	0.00
Paid to Exchequer	1450100	0.00	0.00
Receipts Not Classified Elsewhere	1450200	0.00	0.00
	1510200	0.00	0.00
	1510300	0.00	0.00
	1520100	0.00	0.00
Business Permits	1520200	0.00	0.00
Cesses	1520300	0.00	0.00
Poll Rates	1520400	0.00	0.00
Plot Rents	1520500	0.00	0.00
Other Local Levies	1520600	0.00	0.00
Administrative Services Fees	1530100	0.00	0.00
Various Fees	1530200	0.00	0.00
Council'S Natural Resources Exploitation	1530300	0.00	0.00
Sales Of Council Assets	1530400	0.00	0.00
Lease / Rental Of Council'S Infrastructure Assets	1530500	0.00	0.00
Other Miscellaneous Revenues	1530600	0.00	0.00
Other Miscellaneous Revenues	1540100	0.00	0.00
Insurance Claims Recovery	1540200	0.00	0.00
Medium Term Loans (1-3 Yr Repayment)	1540300	0.00	0.00
Long Term Loans (Over 3 Yr Rpayment)	1540400	0.00	0.00
Transfers From Reserve Funds	1540500	0.00	0.00
Donations	1540600	0.00	0.00
Fund Raising Events	1540700	0.00	0.00
Other Revenues From Financial Assets Loan	1540800	0.00	0.00
	1541000	0.00	0.00
Market/Trade Centre Fee	1550100	0.00	0.00
Vehicle Parking Fees	1550200	0.00	0.00
Housing	1560100	0.00	0.00
Social Premises Use Charges	1560200	0.00	0.00
School Fees	1570100	0.00	0.00
Other Education-Related Fees	1570200	0.00	0.00
Other Education Revenues	1570300	0.00	0.00
Public Health Services	1580100	0.00	0.00

Item Description	Item Code	Current Period	Previous Period
Public Health Facilities Operations	1580200	0.00	0.00
Environment & Conservancy Administration	1580300	0.00	0.00
Slaughter Houses Administration	1580400	0.00	0.00
Water Supply Administration	1580500	0.00	0.00
Sewerage Administration	1580600	0.00	0.00
Other Health & Sanitation Revenues	1580700	0.00	0.00
Technical Services Fees	1590100	0.00	0.00
External Services Fees	1590200	0.00	0.00
	1930100	0.00	0.00
System Required Revenue A/cs	1990100	0.00	0.00
TOTAL		48,724,982.80	44,209,627.45

12 Compensation of Employees

Item Description	Item Code	Current Period	Previous Period
Basic Salaries - Permanent Employees	2110100	Kshs	Kshs
Basic Wages - Temporary Employees	2110200	819,445,524.55	746,755,766.25
Personal Allowances paid as part of Salary	2110300	13,987,045.80	23,218,094.30
Personal Allowances paid as Reimbursements	2110400	325,549,193.15	324,304,557.20
Personal Allowances provided in Kind	2110500	0.00	0.00
Employer Contributions to Compulsory National Social Security Schemes	2120100	0.00	0.00
Employer Contributions to Compulsory Health Insurance Schemes	2120200	0.00	0.00
USE OF GOODS AND SERVICES	2120300	0.00	0.00
TOTAL		1,158,981,763.50	1,094,278,417.75

13 Use of goods and Services

Item Description	Item Code	Current Period	Previous Period
Utilities, Supplies and Services	2210100	Kshs	Kshs
Communication, Supplies and Services	2210200	17,172,200.15	21,054,318.55
Domestic Travel and Subsistence, and Other Transportation Costs	2210300	3,831,862.80	10,358,615.35
Foreign Travel and Subsistence, and other transportation costs	2210400	29,655,225.00	24,870,492.35
Printing, Advertising and Information Supplies and Services	2210500	1,205,260.00	4,678,406.50
Rentals of Produced Assets	2210600	935,605.00	2,470,921.55
Training Expenses	2210700	0.00	0.00
Hospitality Supplies and Servi	2210800	1,063,522,505.85	567,283,766.40
Insurance Costs	2210900	12,433,980.00	17,865,842.30
Specialised Materials and Supp	2211000	4,798,420.15	3,150,200.00
Office and General Supplies and Services	2211100	15,735,869.00	19,178,376.00
Fuel Oil and Lubricants	2211200	10,602,026.00	19,850,652.80
Other Operating Expenses	2211300	8,244,798.70	7,058,690.50
Routine Maintenance - Vehicles	2220100	25,007,120.50	73,750,461.75
Routine Maintenance - Other Assets	2220200	13,136,392.40	7,554,089.90
Exchange Rate Losses	2230100	9,916,841.00	308,856,230.25
		0.00	0.00
TOTAL		1,216,198,106.55	1,087,981,064.20

14 Subsidies

Item Description	Item Code	Current Period	Previous Period
Subsidies to Public Corporations	2510000	Kshs	Kshs
Subsidies to Private Enterprises	2520000	0.00	0.00
TOTAL		0.00	0.00

15 Transfers to Other Government Units

Item Description	Item Code	Current Period	Previous Period
Current Grants to Government Agencies and other Levels of Government	2630100	Kshs	Kshs
Capital Grants to Government Agencies and other Levels of Government	2630200	42,180,803,856.00	39,267,059,530.00
Other Current Transfers, Grants and Subsidies	2640400	71,339,180,665.60	108,672,989,303.25
Other Capital Grants and Trans	2640500	0.00	0.00
Exchequer Provisions	9910200	0.00	0.00
County Transfers	9910300	0.00	0.00
TOTAL		113,519,984,521.60	147,940,048,833.25

16 Other Grants and Transfers

Item/Description	Item Code	Current Period	Previous Period
		Kshs	Kshs
Grants and Transfers to Foreign Governments	2610100	0.00	0.00
Membership Fees and Dues and Subscriptions to International Organizations	2620100	0.00	0.00
Membership Fees and Dues and Subscriptions to International Organizations (Continued)	2620200	0.00	0.00
Scholarships and other Educational Benefits	2640100	0.00	0.00
Emergency Relief and Refugee Assistance	2640200	0.00	0.00
Grants to Small Businesses, Cooperatives, and Self Employed	2640300	0.00	0.00
TOTAL	2649900	0.00	0.00

17 Social Security Benefits

Item/Description	Item Code	Current Period	Previous Period
		Kshs	Kshs
Government Pension and Retirement Benefits	2710100	17,969,837.75	1,562,959.95
Social Security Benefits	2710200	0.00	0.00
Employer Social Benefits	2710300	0.00	0.00
Refund of Pension to UK Government	2720100	0.00	0.00
	2720200	0.00	0.00
TOTAL		17,969,837.75	1,562,959.95

18 Acquisition of Assets

Item/Description	Item Code	Current Period	Previous Period
		Kshs	Kshs
Purchase of Buildings	3110100	0.00	0.00
Construction of Building	3110200	22,401,721.00	153,476,052.90
Refurbishment of Buildings	3110300	10,222,422.70	76,907,150.00
Construction of Roads	3110400	1,602,875,000.00	0.00
Construction and Civil Works	3110500	43,940,682.45	68,926,801.65
Overhaul and Refurbishment of Construction and Civil Works	3110600	0.00	0.00
Purchase of Vehicles and Other Transport Equipment	3110700	0.00	5,500,000.00
Overhaul of Vehicles and Other Transport Equipment	3110800	0.00	0.00
Purchase of Household Furniture and Institutional Equipment	3110900	0.00	0.00
Purchase of Office Furniture and General Equipment	3111000	844,740.00	3,005,625.15
Purchase of Specialised Plant, Equipment and Machinery	3111100	41,491,163.10	102,441,982.50
Rehabilitation and Renovation of Plant, Machinery and Equipment	3111200	1,824,500.00	8,600.00
Purchase of Certified Seeds, Breeding Stock and Live Animals	3111300	0.00	0.00
Research, Feasibility Studies, Project Preparation and Design, Project Supervision	3111400	87,805,145.35	124,434,458.30
Rehabilitation of Civil Works	3111500	0.00	0.00
Purchase of Specialised Plant	3112200	0.00	0.00
Acquisition of Strategic Stocks	3120100	0.00	0.00
Acquisition of Other Inventori	3120200	0.00	0.00
Acquisition of Land	3130100	0.00	0.00
Acquisition of Other Intangible Assets	3130200	0.00	0.00
Domestic Lending and On-lending	4110000	0.00	0.00
Domestic Equity Participation	4120000	0.00	0.00
Other Domestic Accounts Receivable	4130000	0.00	0.00
Foreign Lending and On- Lending	4140000	0.00	0.00
Foreign Equity Participation	4150000	0.00	0.00
Other Foreign Accounts Receivable	4160000	0.00	0.00
TOTAL		811,405,374.60	534,700,670.50

19 Finance Costs, including Loan Interest

Item/Description	Item Code	Current Period	Previous Period
		Kshs	Kshs
Interest Payments on Foreign Borrowing	2410100	0.00	0.00
Interest Payments on Guaranteed Debt	2410200	0.00	0.00
Interest on Domestic Borrowing	2420000	0.00	0.00
Interest on Borrowing From Other Government Units	2430000	0.00	0.00
TOTAL		0.00	0.00

20 Repayment of Principal on Domestic and Foreign Borrowing

Item Description	Item Code	Current Period	Previous Period
		Kshs	Kshs
Repayments on Borrowings from General Government	5510100	0.00	0.00
Repayments on Borrowings from Monetary Authorities (Central Bank)	5510200	0.00	0.00
Repayments on Borrowings from Other Domestic Depository Corporations (Commercial Bank)	5510300	0.00	0.00
Repayments on Borrowings from Other Domestic Financial Institutions	5510400	0.00	0.00
Repayments on Borrowings from Other Domestic Creditors	5510500	0.00	0.00
Principal Repayments on Foreign Borrowing	5510600	0.00	0.00
Principal Repayments on Guaranteed Debt Taken over by Government	5520000	0.00	0.00
Principal Repayments on Guaranteed Domestic Debt Taken over by Government	5520100	0.00	0.00
Principal Repayments on Guaranteed Foreign Debt Taken over by Government	5520200	0.00	0.00
Repayments on Borrowings from Other Domestic Creditors	5610000	0.00	0.00
Repayments on Borrowings from Other Domestic Creditors - Private Enterprises	5610500	0.00	0.00
	5620000	0.00	0.00
Repayments on Borrowings from Other Domestic Creditors - Public Enterprises	5620100	0.00	0.00
TOTAL		0.00	0.00

21 Other payments

Item Description	Item Code	Current Period	Previous Period
		Kshs	Kshs
Budget Reserves	2810100	0.00	0.00
Civil Contingency Reserves	2810200	0.00	0.00
Capital Transfer to Non Financial Public Enterprises	2820100	0.00	0.00
Capital Transfer to Public Financial Institutions and Enterprises	2820200	0.00	0.00
Capital Transfer to Private Non-Financial Enterprises	2820300	0.00	0.00
System Required Expenses	2990100	0.00	0.00
	2999900	0.00	0.00
TOTAL		0.00	0.00

22A Bank Balances

Item Description	Item Code	Current Period	Previous Period
		Kshs	Kshs
Special Accounts	6510000	80,771,696.05	64,477,959.10
Treasury Bank Accounts (Exchequer and CR=Accounts)	6520000	0.00	0.00
Recurrent Bank Accounts	6530000	17,416,693,411.35	24,230,128,206.30
Development Bank Accounts	6540000	88,564,683,918.35	60,716,033,669.10
Deposit Bank Account	6550000	309,435,345.40	269,698,287.00
Project Specific Bank Accounts	6570000	0.00	0.00
Foreign Currency and Foreign D	6590101	0.00	0.00
TOTAL		106,371,584,271.15	85,280,338,121.50

22B Cash Balances

Item Description	Item Code	Current Period	Previous Period
		Kshs	Kshs
Cash in Hand	6580000	226,265,656,081.45	144,383,168,695.50
Foreign Currency and Foreign D	6590201	0.00	0.00
TOTAL		226,265,656,081.45	144,383,168,695.50

23 Accounts Receivables - Outstanding Imprest and Clearance Accounts

Item Description	Item Code	Current Period	Previous Period
		Kshs	Kshs
Domestic Debtors & Advances	6710000	1,585,508.00	1,184,652.55
Debtors & Advances - Govt Owne	6720000	3,700.00	3,700.00
Foreign Debtors & Advances	6730000	0.00	0.00
Other Debtors & Pre-payments	6740000	13,068,546.35	14,341,689.90
Government Imprests	6760000	1,798,210.75	5,315,546.00
Agency Accounts	6770000	16,410,340.00	16,410,340.00

Item Description	Item Code	Current Period	Previous Period
Suspense & Clearance Account	6780000	321,897,433.10	651,209,828.85
Other Current Assets (System r	6790000	0.00	0.00
TOTAL		354,783,738.20	688,465,757.30

24. ACCOUNTS PAYABLE

Item Description	Item code	Current Period	Previous Period
		Kshs	Kshs
Other Liabilities	7320000	29,632,855.30	30,522,209.20
Deposits	7310000	(1,403,708,435.65)	184,793,689.15
Withholding Taxes	7380000	2,055,555.00	1,604,101.55
System Required Liabilities A/cs	7390000	152,452,795,188.80	101,812,769,123.80
TOTAL		151,080,775,163.45	102,029,689,123.70

25. FUND BALANCES BROUGHT FORWARD

Item Description	Item Code	Current Period	Previous Period
		Kshs	Kshs
Opening Balance Bank	22A	(36,151,729,216.70)	(8,971,079,802.45)
Opening Balance Cash	22B	144,383,168,695.50	55,386,835,302.95
Opening Balance Receivables - Imprest and Clearance Accounts	23	(624,584,992.40)	217,669,259.30
Opening Balance - Deposits	24	(102,029,689,123.70)	(46,379,652,611.80)
TOTAL		5,577,165,362.70	253,772,148.00



Statement of Budget Execution - Recurrent Expenditure
 Entity: 1091- State Department for Infrastructure
 Current Period: July 17 to July 18

	Note	Printed Estimate a	Reallocation/ Transfer b	Supplementary Estimates c	Final Approved Estimate (Net) D=a+b+c	Actual e	Budget Utilization Differences f=d-e	% of Utilization g=e/d%
RECEIPTS								
Tax Receipts	1	232,064,000.00	0.00	232,064,000.00	464,128,000.00	0.00	464,128,000.00	0.00%
Social Security Contribution	2	0.00	0.00	0.00	0.00	0.00	0.00	0.00%
Proceeds from Domestic and Foreign Grants	3	0.00	0.00	0.00	0.00	0.00	0.00	0.00%
Exchequer releases	4	0.00	0.00	0.00	0.00	1,636,282,728.00	(1,636,282,728.00)	0.00%
Transfers from Other Government Entities	5	24,641,936,000.00	0.00	25,967,536,000.00	50,609,472,000.00	41,995,803,856.00	6,613,668,144.00	22.22%
Proceeds from Domestic Borrowings	6	0.00	0.00	0.00	0.00	0.00	0.00	0.00%
Proceeds from Foreign Borrowings	7	0.00	0.00	0.00	0.00	0.00	0.00	0.00%
Proceeds from Sales of Assets	8	0.00	0.00	0.00	0.00	0.00	0.00	0.00%
Reimbursements and Refunds	9	0.00	0.00	0.00	0.00	0.00	0.00	0.00%
Returns of Equity Holdings	10	0.00	0.00	0.00	0.00	48,724,982.80	977,275,017.20	4.75%
Other Receipts	11	513,000,000.00	0.00	513,000,000.00	1,026,000,000.00	43,680,811,566.80	(18,293,811,566.80)	172.06%
Total		25,387,000,000.00	0.00	26,712,600,000.00	52,099,600,000.00	43,680,811,566.80	(18,293,811,566.80)	172.06%
PAYMENTS								
Compensation of Employees	12	651,000,000.00	0.00	631,000,000.00	1,282,000,000.00	1,157,834,024.80	124,165,975.20	90.31%
Use of goods and Services	13	172,657,739.00	0.00	32,874,940.00	205,532,679.00	154,667,226.70	50,865,452.30	75.25%
Subsidies	14	0.00	0.00	0.00	0.00	0.00	0.00	0.00%
Transfers to Other Government Units	15	25,491,500,000.00	0.00	26,817,100,000.00	52,308,600,000.00	42,180,803,856.00	10,127,796,144.00	80.64%
Other Grants and Transfers	16	0.00	0.00	0.00	0.00	0.00	0.00	0.00%
Social Security Benefits	17	9,100,000.00	0.00	11,100,000.00	20,200,000.00	17,969,837.75	2,230,162.25	88.96%
Acquisition of Assets	18	4,742,261.00	0.00	(442,869.00)	4,299,392.00	2,709,440.00	1,589,952.00	63.02%
Finance Costs, including Loan Interest	19	0.00	0.00	0.00	0.00	0.00	0.00	0.00%
Repayment of Principal on Domestic and Foreign Borrowing	20	0.00	0.00	0.00	0.00	0.00	0.00	0.00%
Other payments	21	0.00	0.00	0.00	0.00	0.00	0.00	0.00%
Total		26,329,000,000.00	0.00	27,491,632,071.00	53,820,632,071.00	43,513,984,385.25	(17,184,984,385.25)	165.27%



Statement of Budget Execution - Recurrent Expenditure
Entity: 091- State Department for Infrastructure
Current Period: JUL-17 To JUN-18

The Statement has been prepared, reviewed and approved by the following:

Prepared By: _____

Date: _____

Reviewed By: _____

Date: _____

Approved By: _____

Date: _____



Statement of Budget Execution - Development Expenditure
 Entry: 1091 (State Department for Infrastructure)
 Current Period: JUL-17-TO-JUN-18

	Note	Printed Estimate a	Reallocation/ Transfer b	Supplementary Estimates c	Final Approved Estimate (Net) D=a+b+c	Actual e	Budget Utilization Differences f=d-e	% of Utilization g=e/d%
RECEIPTS								
Tax Receipts	1	0.00	0.00	0.00	0.00	0.00	0.00	0.00%
Social Security Contribution	2	0.00	0.00	0.00	0.00	0.00	0.00	0.00%
Proceeds from Domestic and Foreign Grants	3	2,875,000,000.00	0.00	(115,000,000.00)	2,760,000,000.00	1,120,646,466.85	1,639,353,533.15	40.60%
Exchequer releases	4	0.00	0.00	0.00	0.00	51,237,673,853.00	(51,237,673,853.00)	0.00%
Transfers from Other Government	5	6,200,000,000.00	0.00	6,200,000,000.00	12,400,000,000.00	3,161,000,000.00	9,239,000,000.00	25.49%
Entitles	6	0.00	0.00	0.00	0.00	0.00	0.00	0.00%
Proceeds from Domestic Borrowings	7	18,561,891,571.00	0.00	8,553,700,000.00	27,115,591,571.00	19,533,841,295.15	7,581,750,275.85	72.04%
Proceeds from Sales of Assets	8	0.00	0.00	0.00	0.00	0.00	0.00	0.00%
Reimbursements and Refunds	9	0.00	0.00	0.00	0.00	0.00	0.00	0.00%
Returns of Equity Holdings	10	0.00	0.00	0.00	0.00	0.00	0.00	0.00%
Other Receipts	11	0.00	0.00	0.00	0.00	0.00	0.00	0.00%
Total		27,636,891,571.00	0.00	14,638,700,000.00	42,275,591,571.00	75,053,161,615.00	(47,416,270,044.00)	271.57%
PAYMENTS								
Compensation of Employees	12	0.00	0.00	0.00	0.00	0.00	0.00	0.00%
Use of goods and Services	13	1,320,078,682.00	0.00	779,426,262.00	2,099,504,944.00	1,061,530,879.85	1,037,974,064.15	50.56%
Subsidies	14	0.00	0.00	0.00	0.00	0.00	0.00	0.00%
Transfers to Other Government Units	15	62,545,412,889.00	0.00	19,787,559,812.00	82,332,972,701.00	71,339,180,665.60	10,993,792,035.40	86.65%
Other Grants and Transfers	16	0.00	0.00	0.00	0.00	0.00	0.00	0.00%
Social Security Benefits	17	0.00	0.00	0.00	0.00	0.00	0.00	0.00%
Acquisition of Assets	18	5,604,150,000.00	0.00	5,586,823,600.00	11,190,973,600.00	1,808,695,934.60	9,382,277,665.40	16.16%
Finance Costs, Including Loan Interest	19	0.00	0.00	0.00	0.00	0.00	0.00	0.00%
Repayment of Principal on Domestic and Foreign Borrowing	20	0.00	0.00	0.00	0.00	0.00	0.00	0.00%
Other payments	21	0.00	0.00	0.00	0.00	0.00	0.00	0.00%
Total		69,469,641,571.00	0.00	26,153,809,674.00	95,623,451,245.00	74,209,407,480.05	(4,739,765,909.05)	106.82%



Statement of Budget Execution - Development Expenditure
Entity: 1091 - State Department for Infrastructure
Current Period: JUL-17 To JUN-18

The Statement has been prepared, reviewed and approved by the following:

Prepared By: _____

Date: _____

Reviewed By: _____

Date: _____

Approved By: _____

Date: _____



SUMMARY STATEMENT OF DEPOSITS
Entity: 1091 - State Department for Infrastructure
Current Period: JUL-17 to JUN-18
Compare With: JUL-16 to JUN-17

Economic Item	6550101 - Ministry HQ Deposit Bank A/C	
	Current Period	Previous Period
Opening Balance	248,196,653.00	220,888,440.65
Transfers of retentions during the year	0.00	35,613,988.20
Payments made out of deposit account during the year	5,580,910.00	8,305,775.85
Closing Balance	242,615,743.00	248,196,653.00
Principal Secretary Controller		
Principal Accounts		

The Statement has been prepared, reviewed and approved by the following:

Prepared By: _____

Date: _____

Reviewed By: _____

Date: _____

Approved By: _____

Date: _____





Budget Execution by Programme and Economic Classification
Entity: 0021 State Department for Infrastructure
Period: JUL 2017 to JUL 2018

Program	Item	Description	Approved Budget	Actual Payments	Variance
000000000		Default - Non Programmatic	0.00	(4,371.00)	4,371.00
	2110000	Wages and Salary Contributions	0.00	(4,371.00)	4,371.00
	2210000	Goods and Services	0.00	0.00	0.00
020100000		General Administration, Planning and Support Services	0.00	0.00	0.00
	2110000	Wages and Salary Contributions	0.00	0.00	0.00
	2210000	Goods and Services	0.00	0.00	0.00
	2220000	Routine Maintenance	0.00	0.00	0.00
	2630000	Grants & Transfer To Other Govt. Units	0.00	0.00	0.00
	3110000	Acquisition of Fixed Capital Assets	0.00	0.00	0.00
020200000		Road Transport	149,444,083,316.00	117,754,062,490.35	31,690,020,825.65
	2110000	Wages and Salary Contributions	1,282,000,000.00	1,159,067,492.50	122,932,507.50
	2210000	Goods and Services	2,141,991,851.00	1,193,144,873.15	948,846,977.85
	2220000	Routine Maintenance	163,045,772.00	23,053,233.40	139,992,538.60
	2630000	Grants & Transfer To Other Govt. Units	134,641,572,701.00	113,549,421,678.95	21,092,151,022.05
	2710000	Social Security Benefits	20,200,000.00	17,969,837.75	2,230,162.25
	3110000	Acquisition of Fixed Capital Assets	11,195,272,992.00	1,811,405,374.60	9,383,867,617.40
		Grand Total	149,444,083,316.00	117,754,058,119.35	31,690,025,196.65

The Statement has been prepared, reviewed and approved by the following:

Prepared By: _____


Date: _____

Reviewed By: _____

Date: _____

Approved By: _____

Date: _____





Budget Execution by Heads and Programmes
 Entity: Kenya State Department for Infrastructure
 Report: JULY 17 TO JUNE 18

Head	Program	Description	Approved Budget	Actual Payments	Variance
0000000000		Default Value (Non-Departmental)	0.00	(4,371.00)	4,371.00
	0000000000	Default - Non Programmatic	0.00	(4,371.00)	4,371.00
1091000100		Financial Management Services	49,437,439.00	50,288,881.35	(851,442.35)
	0201000000	General Administration, Planning and Support Services	0.00	0.00	0.00
	0202000000	Road Transport	49,437,439.00	50,288,881.35	(851,442.35)
1091000200		Headquarters Administrative Services	290,589,173.00	243,713,744.45	46,875,428.55
	0202000000	Road Transport	290,589,173.00	243,713,744.45	46,875,428.55
	0000000000	Default - Non Programmatic	0.00	0.00	0.00
	0201000000	General Administration, Planning and Support Services	0.00	0.00	0.00
1091000300		Economic Planning	9,700,737.00	6,495,363.40	3,205,373.60
	0201000000	General Administration, Planning and Support Services	0.00	0.00	0.00
	0202000000	Road Transport	9,700,737.00	6,495,363.40	3,205,373.60
1091000400		Mechanical and Transport Department	1,542,525,703.00	511,846,826.95	1,030,678,876.05
	0201000000	General Administration, Planning and Support Services	0.00	0.00	0.00
	0202000000	Road Transport	1,542,525,703.00	511,846,826.95	1,030,678,876.05
1091000500			154,892,476.00	146,784,847.70	8,107,628.30
	0201000000	General Administration, Planning and Support Services	0.00	0.00	0.00
	0202000000	Road Transport	154,892,476.00	146,784,847.70	8,107,628.30
1091000600		Kenya Institute of Highways and Building Technology	183,972,558.00	129,961,513.80	54,011,044.20
	0201000000	General Administration, Planning and Support Services	0.00	0.00	0.00
	0202000000	Road Transport	183,972,558.00	129,961,513.80	54,011,044.20
1091000700		Major Roads	51,073,600,000.00	41,995,803,856.00	9,077,796,144.00
	0202000000	Road Transport	51,073,600,000.00	41,995,803,856.00	9,077,796,144.00
1091000800		Other Roads	200,000,000.00	150,000,000.00	50,000,000.00
	0202000000	Road Transport	200,000,000.00	150,000,000.00	50,000,000.00
1091000900		Headquarters Roads Department	75,575,315.00	60,684,863.80	14,890,451.20
	0202000000	Road Transport	75,575,315.00	60,684,863.80	14,890,451.20
	0201000000	General Administration, Planning and Support Services	0.00	0.00	0.00
1091001000		Road Works Inspectorate	17,637,970.00	14,468,905.00	3,169,065.00
	0202000000	Road Transport	17,637,970.00	14,468,905.00	3,169,065.00
	0201000000	General Administration, Planning and Support Services	0.00	0.00	0.00
1091001100		Provincial/District Administration and Technical Services	187,700,700.00	168,493,218.50	19,207,481.50
	0201000000	General Administration, Planning and Support Services	0.00	0.00	0.00
	0202000000	Road Transport	187,700,700.00	168,493,218.50	19,207,481.50
1091001300		Information Communication Technology Services	0.00	0.00	0.00
	0201000000	General Administration, Planning and Support Services	0.00	0.00	0.00
1091001400		Road Transport Department	0.00	0.00	0.00
	0202000000	Road Transport	0.00	0.00	0.00
1091001500		Engineers Board of Kenya	35,000,000.00	35,000,000.00	0.00
	0202000000	Road Transport	35,000,000.00	35,000,000.00	0.00
1091100100		Roads 2000 (Road maintenance II) Western Province	0.00	0.00	0.00
	0202000000	Road Transport	0.00	0.00	0.00
1091100200		Roads 2000 Phase II	251,187,500.00	231,990,250.00	19,197,250.00
	0202000000	Road Transport	251,187,500.00	231,990,250.00	19,197,250.00
1091100300		Nuno-Modogashi Road	935,312,500.00	965,847,907.05	(30,535,407.05)
	0202000000	Road Transport	935,312,500.00	965,847,907.05	(30,535,407.05)
1091100400		Mombasa Port Area Roads Development project	1,803,616,620.00	1,820,230,971.90	(16,614,351.90)
	0202000000	Road Transport	1,803,616,620.00	1,820,230,971.90	(16,614,351.90)
1091100500		Dualling Of Nairobi- Dagoretti Corner Road Phase 1	0.00	0.00	0.00
	0202000000	Road Transport	0.00	0.00	0.00

1091100600		Nairobi Southern Bypass Project	440,625,000.00	440,625,000.00	0.00
	0202000000	Road Transport	440,625,000.00	440,625,000.00	0.00
1091100700		Trade Mark East Africa Programme	0.00	0.00	0.00
	0202000000	Road Transport	0.00	0.00	0.00
1091100800		East Africa Transit Improvement Programme	0.00	0.00	0.00
	0202000000	Road Transport	0.00	0.00	0.00
1091100900		DFID Grant for One Stop Border Posts	0.00	0.00	0.00
	0202000000	Road Transport	0.00	0.00	0.00
1091101000		Northern Corridor Transport Improvement Project	2,541,657,267.00	2,092,657,265.30	449,000,001.70
	0202000000	Road Transport	2,541,657,267.00	2,092,657,265.30	449,000,001.70
1091101100		East African Trade and Transport Facilitation Project (KRA)	116,474,732.00	124,771,476.40	(8,296,744.40)
	0202000000	Road Transport	116,474,732.00	124,771,476.40	(8,296,744.40)
1091101200		Kenya Transport Sector Support Programme	14,301,981,423.00	11,893,145,550.45	2,408,835,872.55
	0202000000	Road Transport	14,301,981,423.00	11,893,145,550.45	2,408,835,872.55
1091101300		National Urban Transport Improvement Project (NUTRIP)	1,856,979,229.00	1,090,730,226.15	766,249,002.85
	0202000000	Road Transport	1,856,979,229.00	1,090,730,226.15	766,249,002.85
1091101400		South Sudan Eastern Africa Transport, Trade & Development Facilitation	2,866,362,373.00	1,563,875,069.75	1,302,487,303.25
	0202000000	Road Transport	2,866,362,373.00	1,563,875,069.75	1,302,487,303.25
1091101500		Rural Road Rehabilitation (EC Roads 2000)	0.00	0.00	0.00
	0202000000	Road Transport	0.00	0.00	0.00
1091101600		Northern Corridor Rehabilitation-III	200,000,000.00	91,393,702.30	108,606,297.70
	0202000000	Road Transport	200,000,000.00	91,393,702.30	108,606,297.70
1091101700		Transport Infrastructure for Regional Integration (Merille River-Mars)	552,591,449.00	375,662,829.25	176,928,619.75
	0202000000	Road Transport	552,591,449.00	375,662,829.25	176,928,619.75
1091101800		Improving Access in Kenya's National Parks (Bridge Over the Galana Ri	0.00	0.00	0.00
	0202000000	Road Transport	0.00	0.00	0.00
1091101900		Nairobi Missing Link Roads and Non-Motorised Transport Facilities	0.00	0.00	0.00
	0202000000	Road Transport	0.00	0.00	0.00
1091102000		Support to Road Sector: Capacity Building Component	100,000,000.00	36,914,580.00	63,085,420.00
	0202000000	Road Transport	100,000,000.00	36,914,580.00	63,085,420.00
1091102100		Timboroa-Eldoret Rehabilitation Road Project	88,953,554.00	88,953,554.00	0.00
	0202000000	Road Transport	88,953,554.00	88,953,554.00	0.00
1091102200		Kenya Ethiopia, Isiolo-Moyale Road Project Phase II (Masarbit-Turbi)	1,162,669,193.00	591,136,023.05	571,533,169.95
	0202000000	Road Transport	1,162,669,193.00	591,136,023.05	571,533,169.95
1091102300		Kenya Ethiopia (Turbi-Moyale) Road Project Phase III Corridor Ph II	22,860,367.00	136,759,206.10	(113,898,839.10)
	0202000000	Road Transport	22,860,367.00	136,759,206.10	(113,898,839.10)
1091102400		Arusha-Holili/Taveta-Voi Road Project	1,311,342,419.00	740,824,637.05	570,517,781.95
	0202000000	Road Transport	1,311,342,419.00	740,824,637.05	570,517,781.95
1091102500		Nairobi Outer Ring Road Improvement Project	0.00	0.00	0.00
	0202000000	Road Transport	0.00	0.00	0.00
1091102600			1,000,136,406.00	1,048,793,897.25	(48,657,491.25)
	0202000000	Road Transport	1,000,136,406.00	1,048,793,897.25	(48,657,491.25)
1091102700			0.00	0.00	0.00
	0202000000	Road Transport	0.00	0.00	0.00
1091102800			317,242,705.00	117,202,556.00	200,040,149.00
	0202000000	Road Transport	317,242,705.00	117,202,556.00	200,040,149.00
1091102900			783,426,178.00	530,191,407.40	253,234,770.60
	0202000000	Road Transport	783,426,178.00	530,191,407.40	253,234,770.60
1091103000			2,284,726.00	0.00	2,284,726.00
	0202000000	Road Transport	2,284,726.00	0.00	2,284,726.00
1091103100			160,630,212.00	166,463,394.60	(5,833,182.60)
	0202000000	Road Transport	160,630,212.00	166,463,394.60	(5,833,182.60)
1091103200			59,462,636.00	193,136,012.10	(133,673,376.10)

	0202000000	Road Transport	59,462,636.00	193,136,012.10	(133,673,376.10)
1091103300			92,595,988.00	78,595,987.65	14,000,000.35
	0202000000	Road Transport	92,595,988.00	78,595,987.65	14,000,000.35
1091103400			196,511,230.00	260,113,879.90	(63,602,649.90)
	0202000000	Road Transport	196,511,230.00	260,113,879.90	(63,602,649.90)
1091103500			12,585,003.00	0.00	12,585,003.00
	0202000000	Road Transport	12,585,003.00	0.00	12,585,003.00
1091103600			193,506,366.00	199,283,617.20	(5,777,251.20)
	0202000000	Road Transport	193,506,366.00	199,283,617.20	(5,777,251.20)
1091103700			(38,095,359.00)	30,548,060.00	(68,643,419.00)
	0202000000	Road Transport	(38,095,359.00)	30,548,060.00	(68,643,419.00)
1091103800			10,000,000.00	0.00	10,000,000.00
	0202000000	Road Transport	10,000,000.00	0.00	10,000,000.00
1091103900			124,365,987.00	124,365,986.35	0.65
	0202000000	Road Transport	124,365,987.00	124,365,986.35	0.65
1091104000			(65,731,942.00)	122,497,603.25	(188,229,545.25)
	0202000000	Road Transport	(65,731,942.00)	122,497,603.25	(188,229,545.25)
1091104100			14,883,534.00	416,556.00	14,466,978.00
	0202000000	Road Transport	14,883,534.00	416,556.00	14,466,978.00
1091104200			0.00	0.00	0.00
	0202000000	Road Transport	0.00	0.00	0.00
1091104300			246,286,203.00	148,352,058.30	97,934,144.70
	0202000000	Road Transport	246,286,203.00	148,352,058.30	97,934,144.70
1091104400			(419,663,662.00)	199,566,505.55	(619,230,167.55)
	0202000000	Road Transport	(419,663,662.00)	199,566,505.55	(619,230,167.55)
1091104500			246,465,514.00	111,016,163.00	135,449,351.00
	0202000000	Road Transport	246,465,514.00	111,016,163.00	135,449,351.00
1091104600			(446,500,000.00)	0.00	(446,500,000.00)
	0202000000	Road Transport	(446,500,000.00)	0.00	(446,500,000.00)
1091104700			441,008,868.00	425,689,740.20	15,319,127.80
	0202000000	Road Transport	441,008,868.00	425,689,740.20	15,319,127.80
1091104800			291,693,780.00	129,285,029.55	162,408,750.45
	0202000000	Road Transport	291,693,780.00	129,285,029.55	162,408,750.45
1091104900			5,125,000.00	0.00	5,125,000.00
	0202000000	Road Transport	5,125,000.00	0.00	5,125,000.00
1091105000			14,554,531.00	5,401,749.90	9,152,781.10
	0202000000	Road Transport	14,554,531.00	5,401,749.90	9,152,781.10
1091105100			0.00	0.00	0.00
	0202000000	Road Transport	0.00	0.00	0.00
1091105200			0.00	0.00	0.00
	0202000000	Road Transport	0.00	0.00	0.00
1091105300			56,004,284.00	75,921,863.20	(19,917,579.20)
	0202000000	Road Transport	56,004,284.00	75,921,863.20	(19,917,579.20)
1091105400			349,204,477.00	349,204,477.00	0.00
	0202000000	Road Transport	349,204,477.00	349,204,477.00	0.00
1091105500			26,483,214.00	29,260,519.10	(2,777,305.10)
	0202000000	Road Transport	26,483,214.00	29,260,519.10	(2,777,305.10)
1091105600			(30,284,071.00)	0.00	(30,284,071.00)
	0202000000	Road Transport	(30,284,071.00)	0.00	(30,284,071.00)
1091105700			102,827,070.00	0.00	102,827,070.00
	0202000000	Road Transport	102,827,070.00	0.00	102,827,070.00
1091105800			26,020,022.00	104,920,659.05	(78,900,637.05)
	0202000000	Road Transport	26,020,022.00	104,920,659.05	(78,900,637.05)
1091105900			5,604,635.00	55,604,635.00	(50,000,000.00)
	0202000000	Road Transport	5,604,635.00	55,604,635.00	(50,000,000.00)
1091106000			0.00	0.00	0.00
	0202000000	Road Transport	0.00	0.00	0.00
1091106100			346,060,004.00	533,794,839.45	(187,734,835.45)
	0202000000	Road Transport	346,060,004.00	533,794,839.45	(187,734,835.45)
1091106200			55,000,000.00	0.00	55,000,000.00
	0202000000	Road Transport	55,000,000.00	0.00	55,000,000.00
1091106300			164,736,569.00	181,577,788.95	(16,841,219.95)
	0202000000	Road Transport	164,736,569.00	181,577,788.95	(16,841,219.95)
1091106400			0.00	0.00	0.00
	0202000000	Road Transport	0.00	0.00	0.00
1091106500			18,821,485.00	11,838,700.15	6,982,784.85
	0202000000	Road Transport	18,821,485.00	11,838,700.15	6,982,784.85
1091106600			0.00	0.00	0.00
	0202000000	Road Transport	0.00	0.00	0.00
1091106700			0.00	139,383,143.90	(139,383,143.90)
	0202000000	Road Transport	0.00	139,383,143.90	(139,383,143.90)
1091106800			0.00	37,500,000.00	(37,500,000.00)
	0202000000	Road Transport	0.00	37,500,000.00	(37,500,000.00)
1091106900			0.00	37,500,000.00	(37,500,000.00)
	0202000000	Road Transport	0.00	37,500,000.00	(37,500,000.00)
1091107000			126,250,000.00	56,250,000.00	70,000,000.00

1091107200	0202000000	Road Transport	126,250,000.00	56,250,000.00	70,000,000.00
			0.00	0.00	0.00
1091107400	0202000000	Road Transport	0.00	0.00	0.00
			688,500,000.00	688,499,999.30	0.70
1091107500	0202000000	Road Transport	688,500,000.00	688,499,999.30	0.70
			0.00	0.00	0.00
1091107600	0202000000	Road Transport	0.00	0.00	0.00
			41,875,000.00	0.00	41,875,000.00
1091107700	0202000000	Road Transport	41,875,000.00	0.00	41,875,000.00
			289,896,779.00	295,110,027.40	(5,213,248.40)
1091109200	0202000000	Road Transport	289,896,779.00	295,110,027.40	(5,213,248.40)
			593,125,000.00	530,625,000.00	62,500,000.00
1091109300	0202000000	Road Transport	593,125,000.00	530,625,000.00	62,500,000.00
			140,531,244.00	140,531,243.00	1.00
1091110100	0202000000	Road Transport	140,531,244.00	140,531,243.00	1.00
			150,000,000.00	211,916,427.00	(61,916,427.00)
1091110200	0202000000	Road Transport	150,000,000.00	211,916,427.00	(61,916,427.00)
			459,375,000.00	459,375,000.00	0.00
1091110300	0202000000	Road Transport	459,375,000.00	459,375,000.00	0.00
			22,500,000.00	22,500,000.00	0.00
1091110400	0202000000	Road Transport	22,500,000.00	22,500,000.00	0.00
			243,701,532.00	243,701,527.60	4.40
1091110500	0202000000	Road Transport	243,701,532.00	243,701,527.60	4.40
			402,305,632.00	402,305,632.00	0.00
1091110600	0202000000	Road Transport	402,305,632.00	402,305,632.00	0.00
			23,487,325.00	23,487,325.00	0.00
1091110700	0202000000	Road Transport	23,487,325.00	23,487,325.00	0.00
			271,875,000.00	271,875,000.00	0.00
1091110800	0202000000	Road Transport	271,875,000.00	271,875,000.00	0.00
			1,500,000.00	1,500,000.00	0.00
1091110900	0202000000	Road Transport	1,500,000.00	1,500,000.00	0.00
			1,875,000.00	1,875,000.00	0.00
1091111000	0202000000	Road Transport	1,875,000.00	1,875,000.00	0.00
			120,301,648.00	120,301,647.70	0.30
1091111100	0202000000	Road Transport	120,301,648.00	120,301,647.70	0.30
			253,125,000.00	253,125,000.00	0.00
1091111200	0202000000	Road Transport	253,125,000.00	253,125,000.00	0.00
			31,906,037.00	31,906,037.00	0.00
1091111300	0202000000	Road Transport	31,906,037.00	31,906,037.00	0.00
			3,680,865.00	3,680,865.00	0.00
1091111400	0202000000	Road Transport	3,680,865.00	3,680,865.00	0.00
			0.00	0.00	0.00
1091111500	0202000000	Road Transport	0.00	0.00	0.00
			89,687,772.00	89,687,771.40	0.60
1091111600	0202000000	Road Transport	89,687,772.00	89,687,771.40	0.60
			33,750,000.00	33,750,000.00	0.00
1091111700	0202000000	Road Transport	33,750,000.00	33,750,000.00	0.00
			0.00	0.00	0.00
1091111800	0202000000	Road Transport	0.00	0.00	0.00
			12,338,540.00	12,338,539.75	0.25
1091111900	0202000000	Road Transport	12,338,540.00	12,338,539.75	0.25
			199,816,260.00	199,816,259.50	0.50
1091112000	0202000000	Road Transport	199,816,260.00	199,816,259.50	0.50
			0.00	0.00	0.00
1091112100	0202000000	Road Transport	0.00	0.00	0.00
			95,709,484.00	95,709,484.00	0.00
1091112200	0202000000	Road Transport	95,709,484.00	95,709,484.00	0.00
			42,000,000.00	42,000,000.00	0.00
1091112300	0202000000	Road Transport	42,000,000.00	42,000,000.00	0.00
			164,476,134.00	89,476,133.75	75,000,000.25
1091112400	0202000000	Road Transport	164,476,134.00	89,476,133.75	75,000,000.25
			278,437,500.00	278,437,500.00	0.00
1091112500	0202000000	Road Transport	278,437,500.00	278,437,500.00	0.00
			328,125,000.00	328,124,998.50	1.50
1091112600	0202000000	Road Transport	328,125,000.00	328,124,998.50	1.50
			0.00	0.00	0.00
1091112900	0202000000	Road Transport	0.00	0.00	0.00
			24,001,147.00	24,001,147.00	0.00
1091113000	0202000000	Road Transport	24,001,147.00	24,001,147.00	0.00
			0.00	0.00	0.00
1091113100	0202000000	Road Transport	0.00	0.00	0.00
			0.00	0.00	0.00
1091113200	0202000000	Road Transport	0.00	0.00	0.00
			4,990,015.00	4,990,015.00	0.00
1091113300	0202000000	Road Transport	4,990,015.00	4,990,015.00	0.00
			750,000.00	750,000.00	0.00

	0202000000	Road Transport	750,000.00	750,000.00	0.00
1091113600			0.00	0.00	0.00
	0202000000	Road Transport	0.00	0.00	0.00
1091114000			356,267,956.00	356,267,956.00	0.00
	0202000000	Road Transport	356,267,956.00	356,267,956.00	0.00
1091114100			11,250,000.00	11,250,000.00	0.00
	0202000000	Road Transport	11,250,000.00	11,250,000.00	0.00
1091114300			187,500.00	187,500.00	0.00
	0202000000	Road Transport	187,500.00	187,500.00	0.00
1091114400			187,500.00	187,500.00	0.00
	0202000000	Road Transport	187,500.00	187,500.00	0.00
1091114500			2,153,125,000.00	2,061,711,899.90	91,413,100.10
	0202000000	Road Transport	2,153,125,000.00	2,061,711,899.90	91,413,100.10
1091114600			0.00	0.00	0.00
	0202000000	Road Transport	0.00	0.00	0.00
1091114700			0.00	0.00	0.00
	0202000000	Road Transport	0.00	0.00	0.00
1091114800			0.00	0.00	0.00
	0202000000	Road Transport	0.00	0.00	0.00
1091114900			5,312,500.00	5,312,500.00	0.00
	0202000000	Road Transport	5,312,500.00	5,312,500.00	0.00
1091115000			0.00	0.00	0.00
	0202000000	Road Transport	0.00	0.00	0.00
1091115100			0.00	0.00	0.00
	0202000000	Road Transport	0.00	0.00	0.00
1091115200			0.00	0.00	0.00
	0202000000	Road Transport	0.00	0.00	0.00
1091115300			0.00	0.00	0.00
	0202000000	Road Transport	0.00	0.00	0.00
1091115400			734,542,518.00	678,218,693.20	56,323,824.80
	0202000000	Road Transport	734,542,518.00	678,218,693.20	56,323,824.80
1091115600			19,598,302.00	19,598,301.70	0.30
	0202000000	Road Transport	19,598,302.00	19,598,301.70	0.30
1091115700			0.00	0.00	0.00
	0202000000	Road Transport	0.00	0.00	0.00
1091115800			0.00	0.00	0.00
	0202000000	Road Transport	0.00	0.00	0.00
1091115900			1,000,000.00	2,000,000.00	(1,000,000.00)
	0202000000	Road Transport	1,000,000.00	2,000,000.00	(1,000,000.00)
1091116000			919,887,457.00	91,705,281.00	828,182,176.00
	0202000000	Road Transport	919,887,457.00	91,705,281.00	828,182,176.00
1091116100			907,556,726.00	76,454,305.25	831,102,420.75
	0202000000	Road Transport	907,556,726.00	76,454,305.25	831,102,420.75
1091116200			353,124,861.00	278,124,858.30	75,000,002.70
	0202000000	Road Transport	353,124,861.00	278,124,858.30	75,000,002.70
1091116300			434,895,614.00	284,895,613.80	150,000,000.20
	0202000000	Road Transport	434,895,614.00	284,895,613.80	150,000,000.20
1091116400			1,175,000.00	22,500,000.00	(21,325,000.00)
	0202000000	Road Transport	1,175,000.00	22,500,000.00	(21,325,000.00)
1091116600			123,093,750.00	123,093,749.80	0.20
	0202000000	Road Transport	123,093,750.00	123,093,749.80	0.20
1091116700			1,000,000.00	7,500,000.00	(6,500,000.00)
	0202000000	Road Transport	1,000,000.00	7,500,000.00	(6,500,000.00)
1091116800			65,810,542.00	65,810,542.00	0.00
	0202000000	Road Transport	65,810,542.00	65,810,542.00	0.00
1091116900			20,625,000.00	20,625,000.00	0.00
	0202000000	Road Transport	20,625,000.00	20,625,000.00	0.00
1091117000			590,624,999.00	590,624,997.80	1.20
	0202000000	Road Transport	590,624,999.00	590,624,997.80	1.20
1091117100			0.00	0.00	0.00
	0202000000	Road Transport	0.00	0.00	0.00
1091117200			1,000,000.00	4,000,000.00	(3,000,000.00)
	0202000000	Road Transport	1,000,000.00	4,000,000.00	(3,000,000.00)
1091117400			375,000.00	0.00	375,000.00
	0202000000	Road Transport	375,000.00	0.00	375,000.00
1091117500			1,000,000.00	2,000,000.00	(1,000,000.00)
	0202000000	Road Transport	1,000,000.00	2,000,000.00	(1,000,000.00)
1091117700			0.00	0.00	0.00
	0202000000	Road Transport	0.00	0.00	0.00
1091117800			45,000,000.00	44,999,999.50	0.50
	0202000000	Road Transport	45,000,000.00	44,999,999.50	0.50
1091117900			1,875,000.00	1,875,000.00	0.00
	0202000000	Road Transport	1,875,000.00	1,875,000.00	0.00
1091118000			38,750,000.00	38,750,000.00	0.00
	0202000000	Road Transport	38,750,000.00	38,750,000.00	0.00
1091118100			3,125,000.00	3,125,000.00	0.00

1091118200	0202000000	Road Transport	3,125,000.00	3,125,000.00	0.00
			3,125,000.00	3,125,000.00	0.00
1091118300	0202000000	Road Transport	3,125,000.00	3,125,000.00	0.00
			206,135,864.00	206,135,832.40	31.60
1091118400	0202000000	Road Transport	206,135,864.00	206,135,832.40	31.60
			176,070,432.00	176,070,431.70	0.30
1091118500	0202000000	Road Transport	176,070,432.00	176,070,431.70	0.30
			236,099,536.00	236,099,535.60	0.40
1091118600	0202000000	Road Transport	236,099,536.00	236,099,535.60	0.40
			78,125,000.00	78,125,000.00	0.00
1091118700	0202000000	Road Transport	78,125,000.00	78,125,000.00	0.00
			99,768,899.00	99,768,898.50	0.50
1091118800	0202000000	Road Transport	99,768,899.00	99,768,898.50	0.50
			140,057,051.00	140,057,051.00	0.00
1091118900	0202000000	Road Transport	140,057,051.00	140,057,051.00	0.00
			143,437,500.00	143,437,499.40	0.60
1091119000	0202000000	Road Transport	143,437,500.00	143,437,499.40	0.60
			109,295,738.00	109,295,735.40	2.60
1091119100	0202000000	Road Transport	109,295,738.00	109,295,735.40	2.60
			110,456,406.00	110,456,406.00	0.00
1091119200	0202000000	Road Transport	110,456,406.00	110,456,406.00	0.00
			398,692,210.00	398,692,209.50	0.50
1091119900	0202000000	Road Transport	398,692,210.00	398,692,209.50	0.50
			1,125,000.00	1,125,000.00	0.00
1091120000	0202000000	Road Transport	1,125,000.00	1,125,000.00	0.00
			37,500,000.00	37,500,000.00	0.00
1091120100	0202000000	Road Transport	37,500,000.00	37,500,000.00	0.00
			1,000,000.00	2,000,000.00	(1,000,000.00)
1091120200	0202000000	Road Transport	1,000,000.00	2,000,000.00	(1,000,000.00)
			0.00	0.00	0.00
1091120300	0202000000	Road Transport	0.00	0.00	0.00
			0.00	0.00	0.00
1091120400	0202000000	Road Transport	0.00	0.00	0.00
			0.00	0.00	0.00
1091120500	0202000000	Road Transport	0.00	0.00	0.00
			0.00	0.00	0.00
1091121700	0202000000	Road Transport	0.00	0.00	0.00
			324,980,281.00	324,980,280.00	1.00
1091121800	0202000000	Road Transport	324,980,281.00	324,980,280.00	1.00
			306,250,000.00	306,249,999.30	0.70
1091121900	0202000000	Road Transport	306,250,000.00	306,249,999.30	0.70
			299,992,533.00	299,992,532.35	0.65
1091122000	0202000000	Road Transport	299,992,533.00	299,992,532.35	0.65
			361,598,383.00	361,598,382.70	0.30
1091122100	0202000000	Road Transport	361,598,383.00	361,598,382.70	0.30
			30,000,000.00	33,874,848.55	(3,874,848.55)
1091122200	0202000000	Road Transport	30,000,000.00	33,874,848.55	(3,874,848.55)
			155,079,976.00	155,079,975.55	0.45
1091122300	0202000000	Road Transport	155,079,976.00	155,079,975.55	0.45
			3,375,000.00	3,375,000.00	0.00
1091122400	0202000000	Road Transport	3,375,000.00	3,375,000.00	0.00
			18,750,000.00	18,750,000.00	0.00
1091122500	0202000000	Road Transport	18,750,000.00	18,750,000.00	0.00
			404,249,485.00	404,249,484.80	0.20
1091122600	0202000000	Road Transport	404,249,485.00	404,249,484.80	0.20
			0.00	0.00	0.00
1091122700	0202000000	Road Transport	0.00	0.00	0.00
			177,187,097.00	177,187,096.15	0.85
1091122800	0202000000	Road Transport	177,187,097.00	177,187,096.15	0.85
			73,947,897.00	73,947,895.55	1.45
1091122900	0202000000	Road Transport	73,947,897.00	73,947,895.55	1.45
			3,450,000.00	3,450,000.00	0.00
1091123000	0202000000	Road Transport	3,450,000.00	3,450,000.00	0.00
			84,030,698.00	84,030,697.40	0.60
1091123100	0202000000	Road Transport	84,030,698.00	84,030,697.40	0.60
			109,687,300.00	109,525,766.50	161,533.50
1091123200	0202000000	Road Transport	109,687,300.00	109,525,766.50	161,533.50
			925,902,477.00	585,912,765.30	339,989,711.70
1091123300	0202000000	Road Transport	925,902,477.00	585,912,765.30	339,989,711.70
			3,194,208,726.00	2,298,784,678.75	895,424,047.25
1091123400	0202000000	Road Transport	3,194,208,726.00	2,298,784,678.75	895,424,047.25
			317,745,390.00	452,217,347.30	(134,471,957.30)
1091123500	0202000000	Road Transport	317,745,390.00	452,217,347.30	(134,471,957.30)
			3,750,000.00	3,750,000.00	0.00
1091123600	0202000000	Road Transport	3,750,000.00	3,750,000.00	0.00
			151,875,000.00	133,925,605.10	17,949,394.90

	0202000000	Road Transport	151,875,000.00	133,925,605.10	17,949,394.90
1091123700			109,375,000.00	0.00	109,375,000.00
	0202000000	Road Transport	109,375,000.00	0.00	109,375,000.00
1091124100			23,375,000.00	23,375,000.00	0.00
	0202000000	Road Transport	23,375,000.00	23,375,000.00	0.00
1091124200			18,750,000.00	18,750,000.00	0.00
	0202000000	Road Transport	18,750,000.00	18,750,000.00	0.00
1091124300			8,645,885.00	8,645,884.00	1.00
	0202000000	Road Transport	8,645,885.00	8,645,884.00	1.00
1091124400			7,500,000.00	7,500,000.00	0.00
	0202000000	Road Transport	7,500,000.00	7,500,000.00	0.00
1091124700			1,875,000.00	0.00	1,875,000.00
	0202000000	Road Transport	1,875,000.00	0.00	1,875,000.00
1091124800			26,250,000.00	26,249,999.90	0.10
	0202000000	Road Transport	26,250,000.00	26,249,999.90	0.10
1091124900			3,750,000.00	0.00	3,750,000.00
	0202000000	Road Transport	3,750,000.00	0.00	3,750,000.00
1091125000			551,640,217.00	551,640,216.45	0.55
	0202000000	Road Transport	551,640,217.00	551,640,216.45	0.55
1091125100			102,531,752.00	102,531,750.90	1.10
	0202000000	Road Transport	102,531,752.00	102,531,750.90	1.10
1091125200			18,750,000.00	17,000,000.00	1,750,000.00
	0202000000	Road Transport	18,750,000.00	17,000,000.00	1,750,000.00
1091125300			106,902,789.00	106,902,787.50	1.50
	0202000000	Road Transport	106,902,789.00	106,902,787.50	1.50
1091125400			126,562,500.00	126,562,498.35	1.65
	0202000000	Road Transport	126,562,500.00	126,562,498.35	1.65
1091125500			84,375,000.00	84,374,999.50	0.50
	0202000000	Road Transport	84,375,000.00	84,374,999.50	0.50
1091125600			72,632,938.00	72,632,937.40	0.60
	0202000000	Road Transport	72,632,938.00	72,632,937.40	0.60
1091125700			0.00	0.00	0.00
	0202000000	Road Transport	0.00	0.00	0.00
1091125800			37,500,000.00	37,500,000.00	0.00
	0202000000	Road Transport	37,500,000.00	37,500,000.00	0.00
1091125900			84,374,452.00	84,374,452.00	0.00
	0202000000	Road Transport	84,374,452.00	84,374,452.00	0.00
1091126100			0.00	0.00	0.00
	0202000000	Road Transport	0.00	0.00	0.00
1091126200			50,000,000.00	0.00	50,000,000.00
	0202000000	Road Transport	50,000,000.00	0.00	50,000,000.00
1091126300			190,574,561.00	210,574,560.95	(19,999,999.95)
	0202000000	Road Transport	190,574,561.00	210,574,560.95	(19,999,999.95)
1091126400			53,625,000.00	53,625,000.00	0.00
	0202000000	Road Transport	53,625,000.00	53,625,000.00	0.00
1091126500			60,937,500.00	60,937,500.00	0.00
	0202000000	Road Transport	60,937,500.00	60,937,500.00	0.00
1091126600			31,752,583.00	30,110,923.10	1,641,659.90
	0202000000	Road Transport	31,752,583.00	30,110,923.10	1,641,659.90
1091126700			21,412,500.00	3,393,000.00	18,019,500.00
	0202000000	Road Transport	21,412,500.00	3,393,000.00	18,019,500.00
1091126900			116,635,662.00	81,196,179.95	35,439,482.05
	0202000000	Road Transport	116,635,662.00	81,196,179.95	35,439,482.05
1091127000			32,846,562.00	22,401,721.00	10,444,841.00
	0202000000	Road Transport	32,846,562.00	22,401,721.00	10,444,841.00
1091127100			30,000,000.00	0.00	30,000,000.00
	0202000000	Road Transport	30,000,000.00	0.00	30,000,000.00
1091127200			90,000,000.00	0.00	90,000,000.00
	0202000000	Road Transport	90,000,000.00	0.00	90,000,000.00
1091127300			24,750,000.00	0.00	24,750,000.00
	0202000000	Road Transport	24,750,000.00	0.00	24,750,000.00
1091127400			43,312,500.00	0.00	43,312,500.00
	0202000000	Road Transport	43,312,500.00	0.00	43,312,500.00
1091127500			15,000,000.00	0.00	15,000,000.00
	0202000000	Road Transport	15,000,000.00	0.00	15,000,000.00
1091127600			31,855,504.00	24,176,746.40	7,678,757.60
	0202000000	Road Transport	31,855,504.00	24,176,746.40	7,678,757.60
1091127700			168,750,000.00	0.00	168,750,000.00
	0202000000	Road Transport	168,750,000.00	0.00	168,750,000.00
1091127800			396,971,250.00	55,267,935.15	341,703,314.85
	0202000000	Road Transport	396,971,250.00	55,267,935.15	341,703,314.85
1091127900			8,437,039.00	7,825,261.00	611,778.00
	0202000000	Road Transport	8,437,039.00	7,825,261.00	611,778.00
1091128000			10,307,500,000.00	1,586,000,000.00	8,721,500,000.00
	0202000000	Road Transport	10,307,500,000.00	1,586,000,000.00	8,721,500,000.00
1091128100			95,312,500.00	45,312,500.00	50,000,000.00

	0202000000	Road Transport	95,312,500.00	45,312,500.00	50,000,000.00
1091128200			5,062,500.00	4,500,000.00	562,500.00
	0202000000	Road Transport	5,062,500.00	4,500,000.00	562,500.00
1091128300			5,062,500.00	4,500,000.00	562,500.00
	0202000000	Road Transport	5,062,500.00	4,500,000.00	562,500.00
1091128400			68,750,000.00	18,750,000.00	50,000,000.00
	0202000000	Road Transport	68,750,000.00	18,750,000.00	50,000,000.00
1091128500			0.00	0.00	0.00
	0202000000	Road Transport	0.00	0.00	0.00
1091128600			37,500,000.00	0.00	37,500,000.00
	0202000000	Road Transport	37,500,000.00	0.00	37,500,000.00
1091128700			(5,000,000.00)	5,000,000.00	(10,000,000.00)
	0202000000	Road Transport	(5,000,000.00)	5,000,000.00	(10,000,000.00)
1091128800			0.00	0.00	0.00
	0202000000	Road Transport	0.00	0.00	0.00
1091128900			4,218,750.00	3,750,000.00	468,750.00
	0202000000	Road Transport	4,218,750.00	3,750,000.00	468,750.00
1091129000			0.00	0.00	0.00
	0202000000	Road Transport	0.00	0.00	0.00
1091129100			(5,000,000.00)	5,000,000.00	(10,000,000.00)
	0202000000	Road Transport	(5,000,000.00)	5,000,000.00	(10,000,000.00)
1091129200			0.00	0.00	0.00
	0202000000	Road Transport	0.00	0.00	0.00
1091129300			1,875,000.00	0.00	1,875,000.00
	0202000000	Road Transport	1,875,000.00	0.00	1,875,000.00
1091129400			0.00	0.00	0.00
	0202000000	Road Transport	0.00	0.00	0.00
1091129500			0.00	0.00	0.00
	0202000000	Road Transport	0.00	0.00	0.00
1091129600			(170,000,000.00)	0.00	(170,000,000.00)
	0202000000	Road Transport	(170,000,000.00)	0.00	(170,000,000.00)
1091129700			6,875,000.00	0.00	6,875,000.00
	0202000000	Road Transport	6,875,000.00	0.00	6,875,000.00
1091129800			0.00	0.00	0.00
	0202000000	Road Transport	0.00	0.00	0.00
1091129900			0.00	0.00	0.00
	0202000000	Road Transport	0.00	0.00	0.00
1091130000			0.00	5,000,000.00	(5,000,000.00)
	0202000000	Road Transport	0.00	5,000,000.00	(5,000,000.00)
1091130100			0.00	5,000,000.00	(5,000,000.00)
	0202000000	Road Transport	0.00	5,000,000.00	(5,000,000.00)
1091130200			0.00	5,000,000.00	(5,000,000.00)
	0202000000	Road Transport	0.00	5,000,000.00	(5,000,000.00)
1091130300			4,218,750.00	3,750,000.00	468,750.00
	0202000000	Road Transport	4,218,750.00	3,750,000.00	468,750.00
1091130300			4,218,750.00	3,750,000.00	468,750.00
	0202000000	Road Transport	4,218,750.00	3,750,000.00	468,750.00
1091130400			0.00	0.00	0.00
	0202000000	Road Transport	0.00	0.00	0.00
1091130500			0.00	0.00	0.00
	0202000000	Road Transport	0.00	0.00	0.00
1091130600			5,000,000.00	3,750,000.00	1,250,000.00
	0202000000	Road Transport	5,000,000.00	3,750,000.00	1,250,000.00
1091130600			4,218,750.00	3,750,000.00	468,750.00
	0202000000	Road Transport	4,218,750.00	3,750,000.00	468,750.00
1091130700			4,218,750.00	3,750,000.00	468,750.00
	0202000000	Road Transport	4,218,750.00	3,750,000.00	468,750.00
1091130700			42,187,500.00	42,187,500.00	0.00
	0202000000	Road Transport	42,187,500.00	42,187,500.00	0.00
1091130800			0.00	0.00	0.00
	0202000000	Road Transport	0.00	0.00	0.00
1091130900			0.00	0.00	0.00
	0202000000	Road Transport	0.00	0.00	0.00
1091131000			0.00	0.00	0.00
	0202000000	Road Transport	0.00	0.00	0.00
1091131000			4,218,750.00	3,750,000.00	468,750.00
	0202000000	Road Transport	4,218,750.00	3,750,000.00	468,750.00
1091131100			27,968,750.00	22,968,750.00	5,000,000.00
	0202000000	Road Transport	27,968,750.00	22,968,750.00	5,000,000.00
1091131400			(100,000,000.00)	0.00	(100,000,000.00)
	0202000000	Road Transport	(100,000,000.00)	0.00	(100,000,000.00)
1091131700			188,825,038.00	66,120,060.75	122,704,977.25
	0202000000	Road Transport	188,825,038.00	66,120,060.75	122,704,977.25
1091132000			1,670,312,500.00	1,091,762,780.90	578,549,719.10
	0202000000	Road Transport	1,670,312,500.00	1,091,762,780.90	578,549,719.10
1091132100			187,499,999.00	187,499,998.65	0.35
	0202000000	Road Transport	187,499,999.00	187,499,998.65	0.35
1091132200			917,295,998.00	842,295,992.10	75,000,005.90
	0202000000	Road Transport	917,295,998.00	842,295,992.10	75,000,005.90
1091132300			(10,000,000.00)	5,000,000.00	(15,000,000.00)
	0202000000	Road Transport	(10,000,000.00)	5,000,000.00	(15,000,000.00)
1091132400			(262,500,000.00)	0.00	(262,500,000.00)
	0202000000	Road Transport	(262,500,000.00)	0.00	(262,500,000.00)
1091132500			0.00	5,000,000.00	(5,000,000.00)

	0202000000	Road Transport	0.00	5,000,000.00	(5,000,000.00)
1091132600			(63,125,000.00)	0.00	(63,125,000.00)
	0202000000	Road Transport	(63,125,000.00)	0.00	(63,125,000.00)
1091132700			0.00	5,000,000.00	(5,000,000.00)
	0202000000	Road Transport	0.00	5,000,000.00	(5,000,000.00)
1091132800			0.00	5,000,000.00	(5,000,000.00)
	0202000000	Road Transport	0.00	5,000,000.00	(5,000,000.00)
1091132900			0.00	0.00	0.00
	0202000000	Road Transport	0.00	0.00	0.00
1091133000			0.00	0.00	0.00
	0202000000	Road Transport	0.00	0.00	0.00
1091133100			0.00	0.00	0.00
	0202000000	Road Transport	0.00	0.00	0.00
1091133200			0.00	0.00	0.00
	0202000000	Road Transport	0.00	0.00	0.00
1091133300			0.00	0.00	0.00
	0202000000	Road Transport	0.00	0.00	0.00
1091133400			0.00	0.00	0.00
	0202000000	Road Transport	0.00	0.00	0.00
1091133500			1,875,000.00	0.00	1,875,000.00
	0202000000	Road Transport	1,875,000.00	0.00	1,875,000.00
1091133600			(85,000,000.00)	0.00	(85,000,000.00)
	0202000000	Road Transport	(85,000,000.00)	0.00	(85,000,000.00)
1091133700			1,637,097,504.00	1,831,037,758.85	(193,940,254.85)
	0202000000	Road Transport	1,637,097,504.00	1,831,037,758.85	(193,940,254.85)
1091133800			2,165,439,638.00	4,331,681,838.90	(2,166,242,200.90)
	0202000000	Road Transport	2,165,439,638.00	4,331,681,838.90	(2,166,242,200.90)
1091133900			9,238,757,402.00	3,737,475,473.00	5,501,281,929.00
	0202000000	Road Transport	9,238,757,402.00	3,737,475,473.00	5,501,281,929.00
1091134000			5,625,000.00	0.00	5,625,000.00
	0202000000	Road Transport	5,625,000.00	0.00	5,625,000.00
1091134100			4,394,571,486.00	6,451,244,617.40	(2,056,673,131.40)
	0202000000	Road Transport	4,394,571,486.00	6,451,244,617.40	(2,056,673,131.40)
1091134200			106,751,253.00	106,751,250.60	2.40
	0202000000	Road Transport	106,751,253.00	106,751,250.60	2.40
1091134300			208,774,683.00	208,774,682.60	0.40
	0202000000	Road Transport	208,774,683.00	208,774,682.60	0.40
1091134400			176,557,438.00	176,557,437.50	0.50
	0202000000	Road Transport	176,557,438.00	176,557,437.50	0.50
1091134500			191,199,646.00	191,199,646.00	0.00
	0202000000	Road Transport	191,199,646.00	191,199,646.00	0.00
1091134600			2,005,940.00	2,005,940.00	0.00
	0202000000	Road Transport	2,005,940.00	2,005,940.00	0.00
1091134700			0.00	0.00	0.00
	0202000000	Road Transport	0.00	0.00	0.00
1091134800			1,792,500.00	1,792,500.00	0.00
	0202000000	Road Transport	1,792,500.00	1,792,500.00	0.00
1091134900			687,902.00	687,902.00	0.00
	0202000000	Road Transport	687,902.00	687,902.00	0.00
1091135000			743,379.00	743,379.00	0.00
	0202000000	Road Transport	743,379.00	743,379.00	0.00
1091135100			103,111,070.00	103,111,068.60	1.40
	0202000000	Road Transport	103,111,070.00	103,111,068.60	1.40
1091135200			70,593,750.00	70,593,750.00	0.00
	0202000000	Road Transport	70,593,750.00	70,593,750.00	0.00
1091135300			164,392,737.00	164,392,736.90	0.10
	0202000000	Road Transport	164,392,737.00	164,392,736.90	0.10
1091135400			1,555,288,108.00	2,653,088,261.55	(1,097,800,153.55)
	0202000000	Road Transport	1,555,288,108.00	2,653,088,261.55	(1,097,800,153.55)
1091135500			511,781,250.00	289,500,000.00	222,281,250.00
	0202000000	Road Transport	511,781,250.00	289,500,000.00	222,281,250.00
1091135600			307,968,750.00	209,812,500.00	98,156,250.00
	0202000000	Road Transport	307,968,750.00	209,812,500.00	98,156,250.00
1091135700			0.00	0.00	0.00
	0202000000	Road Transport	0.00	0.00	0.00
1091135800			0.00	0.00	0.00
	0202000000	Road Transport	0.00	0.00	0.00
1091135900			0.00	0.00	0.00
	0202000000	Road Transport	0.00	0.00	0.00
1091136000			37,500,000.00	0.00	37,500,000.00
	0202000000	Road Transport	37,500,000.00	0.00	37,500,000.00
1091136100			9,375,000.00	0.00	9,375,000.00
	0202000000	Road Transport	9,375,000.00	0.00	9,375,000.00
1091136200			0.00	0.00	0.00
	0202000000	Road Transport	0.00	0.00	0.00
1091136300			9,375,000.00	0.00	9,375,000.00

1091136400	0202000000	Road Transport	9,375,000.00	0.00	9,375,000.00
			9,375,000.00	0.00	9,375,000.00
1091136500	0202000000	Road Transport	9,375,000.00	0.00	9,375,000.00
			75,000,000.00	75,000,000.00	0.00
1091136600	0202000000	Road Transport	75,000,000.00	75,000,000.00	0.00
			37,500,000.00	37,500,000.00	0.00
1091136700	0202000000	Road Transport	37,500,000.00	37,500,000.00	0.00
			79,687,500.00	79,687,500.00	0.00
1091136800	0202000000	Road Transport	79,687,500.00	79,687,500.00	0.00
			6,000,000.00	7,500,000.00	(1,500,000.00)
1091137000	0202000000	Road Transport	6,000,000.00	7,500,000.00	(1,500,000.00)
			38,806,726.00	38,806,726.00	0.00
1091137100	0202000000	Road Transport	38,806,726.00	38,806,726.00	0.00
			444,138,606.00	475,607,355.30	(31,468,749.30)
1091137200	0202000000	Road Transport	444,138,606.00	475,607,355.30	(31,468,749.30)
			344,541,334.00	414,072,384.20	(69,531,050.20)
1091137300	0202000000	Road Transport	344,541,334.00	414,072,384.20	(69,531,050.20)
			324,518,074.00	324,518,074.00	0.00
1091137400	0202000000	Road Transport	324,518,074.00	324,518,074.00	0.00
			948,375,000.00	72,625,000.00	875,750,000.00
1091137500	0202000000	Road Transport	948,375,000.00	72,625,000.00	875,750,000.00
			2,250,000.00	0.00	2,250,000.00
1091137600	0202000000	Road Transport	2,250,000.00	0.00	2,250,000.00
			3,750,000.00	0.00	3,750,000.00
1091137700	0202000000	Road Transport	3,750,000.00	0.00	3,750,000.00
			2,250,000.00	0.00	2,250,000.00
1091137800	0202000000	Road Transport	2,250,000.00	0.00	2,250,000.00
			2,250,000.00	0.00	2,250,000.00
1091137900	0202000000	Road Transport	2,250,000.00	0.00	2,250,000.00
			2,250,000.00	0.00	2,250,000.00
1091138000	0202000000	Road Transport	2,250,000.00	0.00	2,250,000.00
			2,250,000.00	0.00	2,250,000.00
1091138100	0202000000	Road Transport	2,250,000.00	0.00	2,250,000.00
			7,500,000.00	0.00	7,500,000.00
1091138200	0202000000	Road Transport	7,500,000.00	0.00	7,500,000.00
			2,250,000.00	0.00	2,250,000.00
1091138300	0202000000	Road Transport	2,250,000.00	0.00	2,250,000.00
			9,125,000.00	0.00	9,125,000.00
1091138400	0202000000	Road Transport	9,125,000.00	0.00	9,125,000.00
			177,356,402.00	177,356,401.90	0.10
1091138500	0202000000	Road Transport	177,356,402.00	177,356,401.90	0.10
			37,500,000.00	37,500,000.00	0.00
1091138600	0202000000	Road Transport	37,500,000.00	37,500,000.00	0.00
			22,500,000.00	0.00	22,500,000.00
1091138700	0202000000	Road Transport	22,500,000.00	0.00	22,500,000.00
			0.00	0.00	0.00
1091138800	0202000000	Road Transport	0.00	0.00	0.00
			0.00	0.00	0.00
1091138900	0202000000	Road Transport	0.00	0.00	0.00
			37,500,000.00	37,500,000.00	0.00
1091139000	0202000000	Road Transport	37,500,000.00	37,500,000.00	0.00
			40,625,000.00	0.00	40,625,000.00
1091139100	0202000000	Road Transport	40,625,000.00	0.00	40,625,000.00
			18,750,000.00	0.00	18,750,000.00
1091139200	0202000000	Road Transport	18,750,000.00	0.00	18,750,000.00
			450,000,000.00	159,506,445.00	290,493,555.00
1091139300	0202000000	Road Transport	450,000,000.00	159,506,445.00	290,493,555.00
			227,383,108.00	251,500,000.00	(24,116,892.00)
1091139400	0202000000	Road Transport	227,383,108.00	251,500,000.00	(24,116,892.00)
			7,500,000.00	7,500,000.00	0.00
1091139500	0202000000	Road Transport	7,500,000.00	7,500,000.00	0.00
			43,125,000.00	43,125,000.00	0.00
1091139600	0202000000	Road Transport	43,125,000.00	43,125,000.00	0.00
			7,500,000.00	7,500,000.00	0.00
1091139700	0202000000	Road Transport	7,500,000.00	7,500,000.00	0.00
			1,013,750,000.00	71,250,000.00	942,500,000.00
1091139800	0202000000	Road Transport	1,013,750,000.00	71,250,000.00	942,500,000.00
			667,500,000.00	98,750,000.00	568,750,000.00
1091139900	0202000000	Road Transport	667,500,000.00	98,750,000.00	568,750,000.00
			7,125,000.00	7,125,000.00	0.00
1091140000	0202000000	Road Transport	7,125,000.00	7,125,000.00	0.00
			2,337,394.00	2,337,394.00	0.00
1091140100	0202000000	Road Transport	2,337,394.00	2,337,394.00	0.00
			30,000,000.00	30,000,000.00	0.00
1091140200	0202000000	Road Transport	30,000,000.00	30,000,000.00	0.00
			26,250,000.00	26,250,000.00	0.00

	0202000000	Road Transport	26,250,000.00	26,250,000.00	0.00
1091140300			56,250,000.00	56,250,000.00	0.00
	0202000000	Road Transport	56,250,000.00	56,250,000.00	0.00
1091140400			45,000,000.00	45,000,000.00	0.00
	0202000000	Road Transport	45,000,000.00	45,000,000.00	0.00
1091140500			48,750,000.00	48,750,000.00	0.00
	0202000000	Road Transport	48,750,000.00	48,750,000.00	0.00
1091140600			37,500,000.00	37,500,000.00	0.00
	0202000000	Road Transport	37,500,000.00	37,500,000.00	0.00
1091141000			890,943.00	890,943.00	0.00
	0202000000	Road Transport	890,943.00	890,943.00	0.00
1091141300			931,050.00	931,050.00	0.00
	0202000000	Road Transport	931,050.00	931,050.00	0.00
1091141400			2,203,229.00	2,203,229.00	0.00
	0202000000	Road Transport	2,203,229.00	2,203,229.00	0.00
1091141900			1,875,000.00	1,875,000.00	0.00
	0202000000	Road Transport	1,875,000.00	1,875,000.00	0.00
1091142000			59,917,382.00	59,917,381.45	0.55
	0202000000	Road Transport	59,917,382.00	59,917,381.45	0.55
1091142100			230,595.00	230,595.00	0.00
	0202000000	Road Transport	230,595.00	230,595.00	0.00
1091142400			1,875,000.00	1,875,000.00	0.00
	0202000000	Road Transport	1,875,000.00	1,875,000.00	0.00
1091142500			30,000,000.00	30,000,000.00	0.00
	0202000000	Road Transport	30,000,000.00	30,000,000.00	0.00
1091142600			18,750,000.00	18,750,000.00	0.00
	0202000000	Road Transport	18,750,000.00	18,750,000.00	0.00
1091142700			18,750,000.00	18,750,000.00	0.00
	0202000000	Road Transport	18,750,000.00	18,750,000.00	0.00
1091142800			18,750,000.00	18,750,000.00	0.00
	0202000000	Road Transport	18,750,000.00	18,750,000.00	0.00
1091142900			39,750,000.00	39,750,000.00	0.00
	0202000000	Road Transport	39,750,000.00	39,750,000.00	0.00
1091143100			10,000,000.00	0.00	10,000,000.00
	0202000000	Road Transport	10,000,000.00	0.00	10,000,000.00
		Grand Total:	149,444,083,316.00	117,754,058,119.35	31,690,025,196.65

The Statement has been prepared, reviewed and approved by the following:

Prepared By: _____

Date: _____

Reviewed By: _____

Date: _____

Approved By: _____

Date: _____

1091140300	0202000000	Road Transport	26,250,000.00	26,250,000.00	0.00
			56,250,000.00	56,250,000.00	0.00
1091140400	0202000000	Road Transport	56,250,000.00	56,250,000.00	0.00
			45,000,000.00	45,000,000.00	0.00
1091140500	0202000000	Road Transport	45,000,000.00	45,000,000.00	0.00
			48,750,000.00	48,750,000.00	0.00
1091140600	0202000000	Road Transport	48,750,000.00	48,750,000.00	0.00
			37,500,000.00	37,500,000.00	0.00
1091141000	0202000000	Road Transport	37,500,000.00	37,500,000.00	0.00
			890,943.00	890,943.00	0.00
1091141300	0202000000	Road Transport	890,943.00	890,943.00	0.00
			931,050.00	931,050.00	0.00
1091141400	0202000000	Road Transport	931,050.00	931,050.00	0.00
			2,203,229.00	2,203,229.00	0.00
1091141900	0202000000	Road Transport	2,203,229.00	2,203,229.00	0.00
			1,875,000.00	1,875,000.00	0.00
1091142000	0202000000	Road Transport	1,875,000.00	1,875,000.00	0.00
			59,917,382.00	59,917,381.45	0.55
1091142100	0202000000	Road Transport	59,917,382.00	59,917,381.45	0.55
			230,595.00	230,595.00	0.00
1091142400	0202000000	Road Transport	230,595.00	230,595.00	0.00
			1,875,000.00	1,875,000.00	0.00
1091142500	0202000000	Road Transport	1,875,000.00	1,875,000.00	0.00
			30,000,000.00	30,000,000.00	0.00
1091142600	0202000000	Road Transport	30,000,000.00	30,000,000.00	0.00
			18,750,000.00	18,750,000.00	0.00
1091142700	0202000000	Road Transport	18,750,000.00	18,750,000.00	0.00
			18,750,000.00	18,750,000.00	0.00
1091142800	0202000000	Road Transport	18,750,000.00	18,750,000.00	0.00
			18,750,000.00	18,750,000.00	0.00
1091142900	0202000000	Road Transport	18,750,000.00	18,750,000.00	0.00
			39,750,000.00	39,750,000.00	0.00
1091143100	0202000000	Road Transport	39,750,000.00	39,750,000.00	0.00
			10,000,000.00	0.00	10,000,000.00
			10,000,000.00	0.00	10,000,000.00
Grand Total:			149,444,083,316.00	117,754,058,119.35	31,690,025,196.65

The Statement has been prepared, reviewed and approved by the following:

Prepared By: _____

Date: _____

Reviewed By: _____

Date: _____

Approved By: _____

Date: _____

GOVERNMENT OF KENYA - CIVIL SERVICE

IPPD - Payroll by-product: Salary Advance Recovery for the month of June-2018

Employer (vote): 11402 Transport & Infrastructure - Infrastructure

Payroll No.	Officer's Name	ID / PP No.	Amount(Ksh)	Balance (Ksh)	Remarks
1. 1980081824	Mr Apollo Gordon Odhiambo	6444068	4,058.30	24,350.20	
2. 1981053515	Miss Christina Ngina Musau	2604327	2,029.15	8,116.80	
3. 1982039831	Mr Samuel Mwailengo Mkongo	3466328	4,613.35	4,613.25	
4. 1982113465	Miss Susan Akoth Okaka	6404553	2,029.15	4,058.50	
5. 1988106408	Mrs Beatrice Emily Wagongo	9574637	2,306.70	6,919.70	
6. 1990018085	Mr Dennis Kabuka Mirwoba	2760693	14,340.00	43,020.00	
7. 1990037364	Mrs Jane Wangari Mungai	10183938	2,029.15	16,233.40	
8. 2008094524	Ms Everlyne Nyakerario Oenga	22780284	1,775.35	1,775.15	
9. 2008141703	Miss Faith Nyambura Njeri	22725417	4,420.00	26,520.00	
9	Vote Totals: 11402 Transport & Infrastructure - Infrastructu		37,601.15	135,607.00	

Outstanding
Imprest

From Date: 01-JUL-17		To: 30-JUN-18		For: State
PF/No	Particulars	Designation	Amount	
1981009118	ISABELLA ADUWOLI ODOLO	N.A.	579,640	
1985027516	GILBERT OUMA OSANO	N.A.	30,000	
1987048487	MATHEW OBWOGE ONDIEKI	N.A.	127,400	
1988113251	WILFRED CHIPONDA NYABUTI	N.A.	42,400	
1989057602	ROSEMARY ATIENO ODEPH	N.A.	579,640	
1990017982	AGNES MWENDE MULONZI	N.A.	30,080	
1990150421	JAPHET JAJI MUMBA	N.A.	2	
1991018258	WAIRIMU LUCY NG'ANG'A	N.A.	70,000	
1993037818	JOSIAH MBOGO NJIRU	N.A.	109,600	
1999023948	JOSEPH MALEL KIPKOECH	N.A.	3,600	
2005021205	SIMON GIKONYO WAHOME	N.A.	51,625	
2007066063	FRED OMUGA MOKUA	N.A.	107,100	
				1,731,087



REPUBLIC OF KENYA

MINISTRY OF TRANSPORT, INFRASTRUCTURE, HOUSING,
AND URBAN DEVELOPMENT
STATE DEPARTMENT OF INFRASTRUCTURE

Office of the Principal Secretary

Telephone (020)2723232
Fax: (020)2719658
Email: ps@infrastructure.go.ke
Website: www.transport.go.ke

WORKS BUILDING
NGONG'IRI ROAD
P.O. Box 30200-00100
NAIROBI

MOTI/I/ACD/BOS/22/VOL.I (106)

20th June, 2018

Mr. Sylvester Liech
Principal ICT Officer

Mr. Joel Ngao
Senior Finance Officer

Mrs. Lucy Munene
Accountant I

RE: MEMBERSHIP TO BOARD OF SURVEY OF CASH
MINISTRY HEADQUARTERS


In accordance with Section 5.9.9.2 of the Government Financial Regulations and Procedures, you are hereby notified that you have been appointed a member of the Board of Survey at the Cash Office (Headquarters) on 3rd July, 2018 at 9.00.a.m. You will ascertain the cash at the close of Financial Year on 30th June, 2018.

The membership composition will be as follows:-

- | | | |
|---------------------|--------------------------|-------------|
| 1. Sylvester Liech | - Principal ICT Officer | - Chairman |
| 2. Mrs. Lucy Munene | - Accountant I | - Secretary |
| 3. Joel Ngao | - Senior Finance Officer | - Member |



Your report should be filled in the F.O.51 Forms in triplicate duly signed and submitted to this office for further necessary action but not later than 31st July, 2018.


Julius Korir, CBS
PRINCIPAL SECRETARY

Date 30 06 2018

Report of the Board al Survey on the Cash and Bank Balances of HQS
STATE DEPT. FOR INFRASTRUCTURE - DEPOSIT

business on... 30/06 .2018

The Board, consisting of—(Names and official titles)

MR SILVESTER LIECH	HEAD ICT	CHAIRMAN
MR JOEL NGAO	CFO	MEMBER
MRS LUCY MUNENE	ACCOUNTANT I	MEMBER

assembled at the office of HQS CASH OFFICE
at 10.00 AM (time) on the

and the following cash was produced: —

Notes	Sh	NIL
Silver	Sh	NIL
Copper	Sh	NIL
Cheques (as per details on reverse)	Sh	NIL
		NIL

It was observed that cheques amounting to Sh NIL .cts.. had been on hand for more than 14 days prior to the date of the survey.

The cash consists of East African currency and does not contain any der. metized coin or notes.

The Cash Book reflected the following balances as at the close of business on the

Cash on hand	Sh	NIL
Bank Balance	Sh	212,555,240.50
		212,555,240.50

The Bank Certificate of Balance showed a sum of Sh TWO HUNDRED AND TWELVE MILLION FIVE HUNDRED AND FIFTY FIVE THOUSAND, TWO HUNDRED AND FIFTY ONE cts. NIL (Sh.212,555,251.00) standing to the credit of the account on 30TH JUNE 2018

The difference between this figure and the Bank Balance as shown by the Cash Book is accounted for in the Bank Reconciliation Statement (F.O. 30) attached.

Chairman.



Date

Members of the board.

GPK (L)



Date 30 06 2018

Report of the Board al Survey on the Cash and Bank Balances of HQS
STATE DEPT. FOR INFRASTRUCTURE - RECURRENT

business on... 30/06 .2018

The Board, consisting of—(Names and official titles)

MR SILVESTER LIECH	HEAD ICT	CHAIRMAN
MR JOEL NGAO	CFO	MEMBER
MRS LUCY MUNENE	ACCOUNTANT I	MEMBER

assembled at the office of HQS CASH OFFICE

at 10.00 AM (time) on the

and the following cash was produced: —

Notes	Sh. NIL
Silver	Sh. NIL
Copper	Sh. NIL
Cheques (as per details on reverse)	Sh. NIL
	NIL

It was observed that cheques amounting to Sh. NIL .cts... had been on hand for more than 14 days prior to the date of the survey.

The cash consists of East African currency and does not contain any der. metized coin or notes.


The Cash Book reflected the following balances as at the close of business on the

Cash on hand	Sh. NIL
Bank Balance	Sh. 199,020,415.90
	199,020,415.90

The Bank Certificate of Balance showed a sum of Sh. TWO HUNDRED AND ELEVEN MILLION EIGHT HUNDRED AND EIGHTY THOUSAND THREE HUNDRED AND FORTY THREE cts. THIRTY FIVE (Sh.211,880,343.35) standing to the credit of the account on 30TH JUNE 2018

The difference between this figure and the Bank Balance as shown by the Cash Book is accounted for in the Bank Reconciliation Statement (F.O. 30) attached.

Chairman.



Date

Members of the board.



GPK (L)



Date 30 06 2018

Report of the Board,al Survey on the Cash and Bank Balances of HQS
STATE DEPT. FOR INFRASTRUCTURE - DEVELOPMENT

business on... 30/06 .2018

The Board, consisting of—(Names and official titles)

MR SILVESTER LIECH HEAD ICT CHAIRMAN

MR JOEL NGAO CFO MEMBER

MRS LUCY MUNENE ACCOUNTANT I MEMBER

assembled at the office of HQS CASH OFFICE

at 10.00 AM (time) on the

and the following cash was produced: —

Notes	Sh. NIL
Silver	Sh. NIL
Copper	Sh. NIL
Cheques (as per details on reverse)	Sh. NIL
	<hr/> NIL

It was observed that cheques amounting to Sh. NIL .cts... had been on hand for more than 14 days prior to the date of the survey.

The cash consists of East African currency and does not contain any der. metized coin or notes.

The Cash Book reflected the following balances as at the close of business on the

Cash on hand	Sh. NIL
Bank Balance	Sh. 2,244,259,193.95
	<hr/> 2,244,259,193.95

The Bank Certificate of Balance showed a sum of Sh

TWO BILLION, TWO HUNDRED AND FIFTY MILLION, THREE HUNDRED AND SIX THOUSAND AND NINTY SIX . cts. EIGHTY FIVE (Sh.2,250,306,096.85)

standing to the credit of the account on 30TH JUNE 2018

The difference between this figure and the Bank Balance as shown by the Cash Book is accounted for in the Bank Reconciliation Statement (F.O. 30) attached.

Chairman.



Date

Members of the board.

GPK (L)



Date 30 06 2018

Report of the Board al Survey on the Cash and Bank Balances of HQS
STATE DEPT. FOR INFRASTRUCTURE – KTSSP

business on... 30/06 .2018

The Board, consisting of—(Names and official titles)

MR SILVESTER LIECH	HEAD ICT	CHAIRMAN
MR JOEL NGAO	CFO	MEMBER
MRS LUCY MUNENE	ACCOUNTANT I	MEMBER

assembled at the office of HQS CASH OFFICE
at 10.00 AM (time) on the

and the following cash was produced: —

Notes	Sh. NIL
Silver	Sh. NIL
Copper	Sh. NIL
Cheques (as per details on reverse)	Sh. NIL
	NIL

It was observed that cheques amounting to Sh NIL .cts... had been on hand for more than 14 days prior to the date of the survey.

The cash consists of East African currency and does not contain any der. metized coin or notes.

The Cash Book reflected the following balances as at the close of business on the

Cash on hand	Sh. NIL
Bank Balance	Sh. 4,004,785.30
	4,004,785.30

The Bank Certificate of Balance showed a sum of Sh THREE MILLION, TWO HUNDRED AND EIGHTYFOUR THOUSAND, SEVEN HUNDRED AND SEVETY SEVEN cts.FORTY FIVE (Sh. 3,284,777.45) standing to the credit of the account on 30TH JUNE 2018


The difference between this figure and the Bank Balance as shown by the Cash Book is accounted for in the Bank Reconciliation Statement (F.O. 30) attached.

Chairman.

Date

Members of the board.

GPK (L)



Date 30 06 2018

Report of the Board al Survey on the Cash and Bank Balances of HQS
STATE DEPT. FOR INFRASTRUCTURE – THE ROADS ANNUITY FUND

business on... 30/06 .2018

The Board, consisting of—(Names and official titles)

MR SILVESTER LIECH	HEAD ICT	CHAIRMAN
MR JOEL NGAO	CFO	MEMBER
MRS LUCY MUNENE	ACCOUNTANT I	MEMBER

assembled at the office of HQS CASH OFFICE
at 10.00 AM (time) on the

and the following cash was produced: —

Notes	Sh	NIL
Silver	Sh	NIL
Copper	Sh	NIL
Cheques (as per details on reverse)	Sh	NIL
		NIL

It was observed that cheques amounting to Sh NIL
had been on hand for more than 14 days prior to the date of the survey. .cts...


The cash consists of East African currency and does not contain any der. metized coin
or notes.

The Cash Book reflected the following balances as at the close of business on the


Cash on hand	Sh	NIL
Bank Balance	Sh	25,056,895,967.00
		25,056,895,967.00


The Bank Certificate of Balance showed a sum of Sh
TWENTY FIVE BILLION, FIFTY SIX MILLION,, EIGHT HUNDRED
AND NINETY FIVE THOUSAND NINE HUNDRED AND SIXTYSEVEN cts. EIGHTY FIVE (Sh.25,056,895,967.00)
standing to the credit of the account on 30TH JUNE 2018


The difference between this figure and the Bank Balaance as shown by the Cash Book is
accounted for in the Bank Reconciliation Statement (F.O. 30) attached.

Chairman. 

Date

Members of the board. 

GPK (L) 



STATE DEPARTMENT FOR
INFRASTRUCTURE

STATE DEPARTMENT FOR
INFRASTRUCTURE

Halla Damshe Avenue

P.O. Box 50100 - 00100 Nairobi, Kenya
Telephone: 2550030 Fax: 2550132

July 20, 2018

CERTIFICATE OF BALANCES

Customer: 122551

STATE DEPARTMENT FOR
INFRASTRUCTURE


Balance Date: July 14, 2018

Account No	Account Name	Currency	Balance
1000209836	CBK165-STATE DEPT.FOR INFRASTRUCTUR	KES	0.00
1000209844	DEV-STATE DEPT FOR INFRASTRUCTURE	KES	2,250,306,096.85
1000209925	REC-STATE DEPT. FOR INFRASTRUCTURE	KES	211,880,342.23
1000212535	DEP-STATE DEPT FOR INFRASTRUCTURE	KES	212,555,251.00
1000227834	MSA COUNTY ROADS OFFICER	KES	0.00
1000231157	KENYA. TRANSPORT SECTOR. SUPP. PRJ	KES	3,284,777.45
1000236663	THE ROADS ANNUITY FUND	KES	25,056,895,967.00
1000284579	E.A REG. TRANS TRADE AND DEV F/PROJ	KES	26,746,878.55
1000313862	KENYA RURAL ROADS PROJECT(KeRRP)	KES	0.00
1000328045	STATE DEPT OF INFRAS EQUA FUND OPER	KES	3,791,095,723.00




L. K. RWERIA
AUTHORISED SIGNATORY
BANKING SERVICES

P. S. LENKUME
AUTHORISED SIGNATORY
BANKING SERVICES


30/6/2018


30/6/18



REPUBLIC OF KENYA

MINISTRY OF TRANSPORT AND INFRASTRUCTURE

(State Department of Infrastructure)

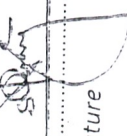
FY 2017/2018


BANK RECONCILIATION

RECURRENT ACCOUNT NO. 1000209925 FOR THE MONTH ENDED 30TH JUNE 2018


	KShs.	KShs.	KShs.
Balance as per bank certificate			214,443,498.35
Less:			
1 Payments in cash book not yet recorded in bank statement	18,253,404.20		
2 Receipts in bank statement not yet recorded in cash book	12,695,351.55	30,948,755.75	
3 Payments in bank statement not yet recorded in cash book	4,434,680.00		
4 Receipts in cash book not yet recorded in bank statement	11,090,993.30	15,525,673.30	
Balance as per the cash book			199,020,415.90

I certify that I have verified the Bank Balance in the Cash Book with the Bank statement and that the above reconciliation is correct


Signature

 Senoir Assistant Accountant General
Designation

27-07-2018
Date



RECURRENT ACCOUNT NO. 1000209925 BANK RECONCILIATION
 PAYMENTS IN CASHBOOK NOT IN BANK STATEMENTS.

AS AT 30TH JUNE 2018

DATE	REF NO	PAYMENT PARTICULARS	AMOUNT (SHS)
09.08.16		VAT	4,811.40
31.10.16		PAYE	458,068.30
31.10.16		KILONZO PAUL NZIOKA	1,020,205.45
03.11.16		AWFA	150.00
03.11.16		KENYA MEDICAL DRIVERS	30.00
03.11.16		KENYA MEDICAL DRIVERS	30.00
08.12.16		PRIVATE EQUITY COMP. LTD	10,937.00
08.12.16		FOREIGN AFFAIRS	200.00
08.12.16		AWFA	150.00
08.12.16		BARINGO PUBLIC WORKS SHG	8,700.00
08.12.16		KENYA MEDIAL DRIVERS	30.00
14-12-16		AWFA	150.00
03.01.17		MARYGORRET KATUMBI	10,353.20
03.01.17		MOR SWA MERU NORTH	200.00
03.01.17		KENYA MEDICAL DRIVERS	30.00
24.01.17		MUNYETI ENOCK MUSIEGA(DI	0.90
24-01-17		KENYA MEDICAL DRIVERS	30.00
13-02-17		EDITH KIBISU	30,200.00
03.03.17		JOSEPH ONSONGO	7,000.00
03.03.17		PAYE	106.85
03.03.17		ADJ FOLIO 45	43,740.00
03.03.17		WCPS	254.35
06.03.17		FOREIGN AFFAIRS SWA	275.00
06.03.17		FOREIGN AFFAIRS SWA	275.00
06.03.17		WCPS	430.45
06.03.17		SDS SWA	200.00
06.03.17		AWFA	150.00
06.03.17		OLD MUTUAL LIFE ASS	10,158.80
06.03.17		ART LTD	6,565.95
06.03.17		MOR SWA SIAAYA	200.00
06.03.17		ADJ	2,287.50
06.03.17		ADJUSTMENT	198,639.25
24-03-17		WCPS	20,102.40
03.04.17		KUKOPESHA LTD	12,236.55
03.04.17		GUSII MWALIMU SACCO FOSA	78,451.45
03.04.17		LIBERTY LIFE ASS.	34,948.20
11.04.17		AFRICAN RETAIL TRADERS	8,020.95
11.04.17		AFRICAN RETAIL TRADERS	8,020.95
11.04.17		ART	8,020.95
12.04.17		PAN AFRICAN INS	167,874.90
12.04.17		ART LTD	6,565.95
12.04.17		NYERI TEACHERS SACCO	50,126.30
12.04.17		ANN M. MBURU	73,200.00
18.04.17		ABIJAH KAGUNDU	34,300.00

RECURRENT ACCOUNT NO. 1000209925 BANK RECONCILIATION
 PAYMENTS IN CASHBOOK NOT IN BANK STATEMENTS.

AS AT 30TH JUNE 2018		
24.04.17	ONESMUS MWANZIA	10,353.20
24.04.17	KENYA POLICE STAFF SACCO F	58,680.45
24.04.17	ECO-PILLAR SACCO	24,225.00
24.04.17	CB OVERCAST	180,328.65
24.04.17	K-UNITY FO SA	47,522.10
24.04.17	FAMILY BANK	359,091.55
24.04.17	NOBLE SACCO	794,791.70
27.04.17	PETER AKATIMA	30,660.00
28.04.17	FOREIGN AFFAIRS	200.00
28.04.17	WINAS SACCO	41,060.00
02.05.17	AFRICAN RETAIL TRADERS	6,565.95
02.05.17	ECONOMIC CREDIT TRADERS	10,393.55
02.05.17	MOLYN CREDIT	21,214.00
02.05.17	MOR SWA WAJIR	4,950.00
02.05.17	KENYA MEDICAL DRIVERS ASS	30.00
02.05.17	JUBILEE INSURANCE	51,055.50
02.05.17	NEWFORTIS SACCO	49,888.95
02.05.17	STIMA SACCO	41,060.00
10.05.17	ARGOS FURNISHURES LTD	12,667.20
10.05.17	KENYA MEDICAL DRIVERS ASS	30.00
10.05.17	UASIN GISHU TEACHERS B FUI	300.00
12.05.17	PAYE	1,770.80
12.05.17	WCPS	302.80
12.05.17	VAT	33,400.00
18.05.17	PAYE	257,446.35
16.06.17	ART LTD	6,565.95
16.06.17	MLWASA	33,134.00
16.06.17	KENYA MEDICAL ASS.	30.00
16.06.17	FOREIGN AFFAIRS SWA	200.00
16.06.17	UASIN GISHU TEACHERS	300.00
16.06.17	PAN AFRICAN INSURANCE	148,588.40
27.06.17	AFRICAN RETAIL TRADERS	6,565.95
27.06.17	KENYA CREDIT TRADERS	8,201.35
27.06.17	ECONOMIC CREDIT TRADERS	11,392.65
27.06.17	LUNAR CREDIT FINANCE	3,694.70
27.06.17	PS MOR	2,012.85
27.06.17	RAFIKI MICROFINANCE	54,109.00
27.06.17	PREMIER KENYA LTD	67,780.00
27.06.17	PS MOR	21,780.00
27.06.17	UNION OF KENYA CIVIL SERVA	315,732.60
27.06.17	TREASURER IMMIGRATION W	300.00
27.06.17	KABARNET WELFARE	1,000.00
27.06.17	SWA - FOREIGN AFFAIRS	200.00
27.06.17	BARINGO PUBLIC WORKS SELF	8,200.00
27.06.17	UASIN GISHU TEACHERS	300.00

RECURRENT ACCOUNT NO. 1000209925 BANK RECONCILIATION
 PAYMENTS IN CASHBOOK NOT IN BANK STATEMENTS.

AS AT 30TH JUNE 2018

27.06.17		PS MOR	19,050.40
27.06.17		PS MOR	7,790.00
27.06.17		WCPS	854,629.05
27.06.17		PS MOR (MISCELLANEOUS)	94,464.50
27.06.17		PS MOR (SALARY ADVANCE)	34,464.30
30.06.17		WCPS	336.30
30.06.17		PS SDINFRA (KURA)	60,000.00
30.06.17		WCPS	148.00
30.06.17		WCPS	4,893.85
30.06.17		WCPS	102.05
30.06.17		CASH BOOK DIFF	1,972.95
30.06.17		CASH BOOK DIFF(OVERCAST)	1.00
07-08-17		PS SDINFRA	301,000.00
07-08-17		ART LTD	34,464.10
07-08-17		PS SDINFRA	4,916.95
07-08-17		PS SDINFRA	1,790.90
07-08-17		MOR SWA NAROK	21,600.00
07-08-17		KENYA MEDICAL DRIVERS ASS	300.00
07-08-17		PS SDINFRA	30.00
07-08-17		CHARLES OIRA OKIRINGITI	7,380.00
07-08-17		PS SDINFRA	11,350.00
01-09-17	0035	PS SDINFRA	97,873.30
01-09-17	0035	PS SDINFRA	35,010.50
01-09-17	0035	FAMA CAPITAL	1,829.80
01-09-17	0035	PS SDINFRA	548.80
01-09-17	0035	MOR SWA SIAYA	21,540.00
01-09-17	0035	MOR SWA NAROK	200.00
01-09-17	0035	KENYA MEDICAL DRIVERS ASS	300.00
01-09-17	0035	FOREIGN AFFAIRS SWA	30.00
01-09-17	0035	UASIN NGISHU TEACHERS B FI	200.00
01-09-17	0035	PIONEER INS	300.00
01-09-17	0035	PS SDINFRA	49,049.10
01-09-17	0035	PS SDINFRA	18,634.90
01-09-17	0035	TRAINING LEVY	7,435.00
01-09-17	0035	PS SDINFRA	4,371.00
05-10-17	0320	PS SDINFRA	90,096.80
05-10-17	0320	ART LTD	37,039.45
05-10-17	0320	PS SDINFRA	4,916.95
05-10-17	0320	PS SDINFRA	1,703.00
05-10-17	0320	PM KAKAMEGA	21,680.00
05-10-17	0320	MOR SWA SIAYA	4,000.00
05-10-17	0320	MOR SWA NAROK	200.00
05-10-17	0320	INDUSTRY STAFF WEL ASS	300.00
05-10-17	0320	IMMIGRATION WELFARE	730.00
			300.00

RECURRENT ACCOUNT NO. 1000209925 BANK RECONCILIATION
 PAYMENTS IN CASHBOOK NOT IN BANK STATEMENTS.

AS AT 30TH JUNE 2018

05-10-17	0320	KENYA MEDICAL DRIVERS ASS	30.00
05-10-17	0320	KABARNET WELFARE	1,000.00
05-10-17	0320	PIONEER INS	47,788.10
05-10-17	0320	SAHAM ASS	1,552.00
05-10-17	0320	PS SDINFRA	19,042.90
05-10-17	0320	TRANSCOM SACCO	514,162.65
05-10-17	0320	UNISON SACCO	19,413.00
05-10-17	0320	PS SDINFRA	7,435.00
05-10-17	0320	TRAINING LEVY	4,371.00
05-10-17	0320	PS MOR	90,096.80
07-11-17		WCPS	705.50
09-11-17	0527	MENTOR SACCO FOSA	34,580.10
09-11-17	0528	PS SDINFRA	41,340.05
09-11-17	0528	ART LTD	4,916.95
09-11-17	0528	PS SDINFRA	1,577.25
09-11-17	0528	PS SDINFRA	21,600.00
09-11-17	0528	PM KAKAMEGA	10,000.00
09-11-17	0528	PM KAKAMEGA	4,000.00
09-11-17	0528	MOR SWA SIAYA	200.00
09-11-17	0528	MOR SWA NAROK	300.00
09-11-17	0528	KENYA MEDICAL DRIVERS ASS	30.00
09-11-17	0528	KABARNET WELFARE	1,000.00
09-11-17	0528	FOREIGN AFFAIRS SWA	200.00
09-11-17	0528	PIONEER INS	43,791.70
09-11-17	0528	PS SDINFRA	18,590.85
09-11-17	0528	ASILI SACCO	185,088.30
09-11-17	0528	PS SDINFRA	7,390.00
09-11-17	0528	PS MOR	88,896.80
11-12-17		reversal	500,000.00
11-12-17	0705	PS SDINFRA	37,083.80
11-12-17	0705	ART LTD	2,337.70
11-12-17	0705	PS SDINFRA	1,671.85
11-12-17	0705	PS SDINFRA	21,540.00
11-12-17	0705	PM KAKAMEGA	10,000.00
11-12-17	0705	PM KAKAMEGA	4,000.00
11-12-17	0705	MOR SWA SIAYA	200.00
11-12-17	0705	MOR SWA NAROK	300.00
11-12-17	0705	KENYA MEDICAL DRIVERS ASS	30.00
11-12-17	0705	PS SDINFRA	18,662.60
11-12-17	0705	PS SDINFRA	7,345.00
11-12-17	0705	PS MOR	104,371.20
02-01-18	0738	PS SDINFRA	40,473.05
02-01-18	0738	ART LTD	2,337.70
02-01-18	0738	PS SDINFRA	1,767.50
02-01-18	0738	PS SDINFRA	21,560.00

RECURRENT ACCOUNT NO. 1000209925 BANK RECONCILIATION
 PAYMENTS IN CASHBOOK NOT IN BANK STATEMENTS.

AS AT 30TH JUNE 2018

02-01-18	0738	PM KAKAMEGA	10,000.00
02-01-18	0738	PM KAKAMEGA	4,000.00
02-01-18	0738	MOR SWA SIAYA	200.00
02-01-18	0738	TRANSPORT WELFARE	41,135.00
02-01-18	0738	PS SDINFRA	18,695.65
02-01-18	0738	UFUNDI SACCO	580,717.80
02-01-18	0738	PS SDINFRA	7,320.00
02-01-18	0738	NSSF	19,600.00
02-01-18	0738	TRAINING LEVY	4,371.00
05-01-18		adjustment cancellation	15,506.00
02-01-18	0738	PS MOR	14,170.00
07-08-17		PS SDINFRA	18,248.20
23.05.17		VAT	14,517.40
29-01-18	0937	AYIERA CLAUDIO LENNOX	8,596.00
05-02-18	0981	PS SDINFRA	44,935.70
05-02-18	0981	ART LTD	2,337.70
05-02-18	0981	PS SDINFRA	1,476.85
05-02-18	0981	PS SDINFRA	21,280.00
05-02-18	0981	PM KAKAMEGA	4,000.00
05-02-18	0981	FOREIGN AFFAIRS SWA	200.00
05-02-18	0981	UASIN NGISHU TEACHERS B FI	500.00
05-02-18	0981	PS SDINFRA	18,432.35
05-02-18	0981	IMARISHA SACCO	6,674.50
05-02-18	0981	PS SDINFRA	7,260.00
05-02-18	0981	TRAINING LEVY	14,170.75
16-02-18		REVERSAL	1,476,710.00
02-03-18	1259	PS SDINFRA	-44,935.70
02-03-18	1259	WOOD VENTURE LTD	194.00
02-03-18	1259	ART LTD	2,337.70
02-03-18	1259	PS SDINFRA	1,456.65
02-03-18	1259	PS SDINFRA	20,860.00
02-03-18	1259	PM KAKAMEGA	4,000.00
02-03-18	1259	MOR SWA KISUMU	650.00
02-03-18	1259	MOR SWA SIAYA	200.00
02-03-18	1259	MOR SWA KAPENGURIA	600.00
02-03-18	1259	PS SDINFRA	18,473.20
02-03-18	1259	JOGOO SACCO	56,455.35
02-03-18	1259	WANA ANGA SACCO	219,555.80
02-03-18	1259	WINAS SACCO	2,645.00
02-03-18	1259	PS SDINFRA	7,250.00
02-03-18	1259	PS MIN OF HOUSING	648,165.00
02-03-18	1259	PS MOR	15,924.45
16-03-18	1304	BARONES ADHIAMBO	11,694.00
19-03-18	1308	TELKOM KENYA LTD	0.20
29-03-18	1329	CREDIT TRADERS	11,709.85

RECURRENT ACCOUNT NO. 1000209925 BANK RECONCILIATION
 PAYMENTS IN CASHBOOK NOT IN BANK STATEMENTS.

AS AT 30TH JUNE 2018

29-03-18	1331	VAT	16,215.50
29-03-18	1333	PAYE	19,786.05
29-03-18	1333	NHIF	2,341.95
03-04-18	1339	ART LTD	2,337.70
03-04-18	1339	PS SDINFRA	1,400.55
03-04-18	1339	PS SDINFRA	20,760.00
03-04-18	1339	PM KAKAMEGA	10,000.00
03-04-18	1339	PM ELDORET	5,000.00
03-04-18	1339	MOR SWA MOMBASA	7,200.00
03-04-18	1339	KENYA MEDICAL DRIVERS ASS	30.00
03-04-18	1339	FOREIGN AFFAIRS SWA	200.00
03-04-18	1339	PANAFRICAN INS	136,671.95
03-04-18	1339	OLD MUTUAL LIFE ASS	3,368.80
03-04-18	1339	PS SDINFRA	19,007.65
03-04-18	1339	UKULIMA SACCO	1,523,052.55
03-04-18	1339	WANA ANGA SACCO	195,236.80
03-04-18	1339	PS SDINFRA	7,310.00
03-04-18	1339	NSSF	17,200.00
03-04-18	1339	PS MOR	39,687.15
26-04-18	1595	VAT	67,453.45
04-05-18	1629	LILIAN SETU	115,000.00
04-05-18	1635	PS SDINFRA	46,964.85
04-05-18	1635	ART LTD	1,726.60
04-05-18	1635	PS SDINFRA	1,340.00
04-05-18	1635	PS SDINFRA	20,560.00
04-05-18	1635	PM ELDORET	5,000.00
04-05-18	1635	KISOSHINI WELFARE	100.00
04-05-18	1635	MOR SWA KISUMU	650.00
04-05-18	1635	MOR SWA KAKAMEGA	3,450.00
04-05-18	1635	KENYA MEDICAL DRIVERS ASS	30.00
04-05-18	1635	FOREIGN AFFAIRS SWA	200.00
04-05-18	1635	UASIN NGISHU TEACHERS B FI	500.00
04-05-18	1635	PS SDINFRA	19,461.95
04-05-18	1635	PS SDINFRA	7,300.00
04-05-18	1635	PS MOR	63,788.30
17-05-18	1701	PAYE	9,529.00
18-05-18	1742	PAYE	254.85
18-05-18	1742	NHIF	116.15
18-05-18	1743	MICHAELINA M KABURU	4,384.50
18-05-18	1742	MARY CHELANGAT overcast	0.05
30-05-18	1794	AGGREY K MALONGO (OVERC	100.00
30-05-18	1802	ARRERS AND OVERPAYMENT	17,825.80
30-05-18	1802	OVER PAYMENTS	445.00
05-06-18	1849	ART LTD	1,464.70
05-06-18	1849	PS SDINFRA	1,331.90

RECURRENT ACCOUNT NO. 1000209925 BANK RECONCILIATION
 PAYMENTS IN CASHBOOK NOT IN BANK STATEMENTS.

AS AT 30TH JUNE 2018

05-06-18	1849	PS SDINFRA	582.00
05-06-18	1849	PM GARISSA	20,640.00
05-06-18	1849	MOR SWA SIAYA	200.00
05-06-18	1849	KENYA MEDICAL DRIVERS ASS	30.00
05-06-18	1849	FOREIGN AFFAIRS SWA	200.00
05-06-18	1849	PIONEER INS	43,204.85
05-06-18	1849	PS SDINFRA	19,430.80
05-06-18	1849	WINAS SACCO	1,095.00
05-06-18	1849	PS SDINFRA	7,270.00
05-06-18	1849	PS MOR	38,370.00
08-06-18	1966	THOMAS OMBOGA	18,250.00
08-06-18	1966	ALLAN OLILO OMONDI	18,250.00
08-06-18	1966	LYDIA MUTENDE	12,363.00
08-06-18	1966	PAYE	46,234.00
12-06-18	1985	GETRUDE LUMBASI	192,700.00
12-06-18	2017	KSG - MSA - JANE WANGARI	48,720.00
12-06-18	2018	KSG - EMBU - AGNES AKINYI	116,400.00
12-06-18	2019	ST PAULS UNIVERSITY - JOHN	210,400.00
29-06-18	2261	TELKOM KENYA	540,832.00
29-06-18	2312	NEWBORN KIROSO	16,773.00
29-06-18	2312	MERCY JEBOTIBIN	16,773.00
29-06-18	2314	ART LTD	1,464.70
29-06-18	2314	PS SDINFRA	1,331.90
29-06-18	2314	BLUE LIMITED	40.00
29-06-18	2314	PS SDINFRA	20,380.00
29-06-18	2314	PM KAKAMEGA	4,000.00
29-06-18	2314	MOR SWA NANYUKI	700.00
29-06-18	2314	MOR SWA NYANDARUA	400.00
29-06-18	2314	KENYA MEDICAL DRIVERS ASS	30.00
29-06-18	2314	SDS WELFARE ASS	400.00
29-06-18	2314	KENASA	5,600.00
29-06-18	2314	JUBILEE INS	500.00
29-06-18	2314	PIONEER INS	43,204.85
29-06-18	2314	PS SDINFRA	19,502.25
29-06-18	2314	KITUI TEACHERS SACCO	1,995.00
29-06-18	2314	PS SDINFRA	7,195.00
29-06-18	2314	PMG WCPS	971,285.80
29-06-18	2314	PS MIN OF HOUSING CHF	170,427.00
29-06-18	2314	DAVID MUTURI	20,800.00
29-06-18	2314	TITUS A LUMULI	17,500.00
29-06-18	2314	PS SDINFRA MISC	35,800.00
29-06-18	2350	NATIONAL OIL CORP	725,620.00
29-06-18	2370	VAT	12,931.05
29-06-18	2373	VAT	18,103.45
		ADJUSTMENT	100,000.00

RECURRENT ACCOUNT NO. 1000209925 BANK RECONCILIATION
PAYMENTS IN CASHBOOK NOT IN BANK STATEMENTS.

			AS AT 30TH JUNE 2018
30-06-18	2607	VAT	5,172.40
30-06-18		ADJUSTMENTS CELL D4983	10,000.00
30-06-18	2634	WCPS	87.25
30-06-18	2634	NHIF	191.95
30-06-18	2633	VAT	5,822.90

TOTAL 18,253,404.20

RECURRENT ACCOUNT NO. 1000209925 BANK RECONCILIATION
 PAYMENTS IN BANK STATEMENT NOT YET RECORDED IN CASH BOOK
 AS AT 30TH JUNE 2018

k

DATE	REF NO.	PAYMENT PARTICULARS	AMOUNT (SHS)
26-Aug-16	FT16239QQ0BK	SIGNATURE DIFFE	63,150.00
10-Nov-16	FT16315Y2X8L	HONG HAI INTERNATIONAL COMPANY LIM	1,455.00
10-Nov-16	FT16315CMWOP	PRIME-TIME SACCO SOCIETY LIMITED	9,845.75
10-Nov-16	FT16315WK76S	TRANSCOM WELFARE ASSOCIATION	44,422.50
21-Nov-16	FT1632670DCG	JOSEPH ODUOR OKOTH	75,000.00
7-Dec-16	FT16342KWOHN	TRFS Payments	227.50
1-Feb-17	FT17032Y7J5H	PRIME-TIME SACCO SOCIETY LIMITED	4,041.50
1-Feb-17	FT17032MMPL4	SAMMY SAFARI MUTUKU	5,099.45
1-Feb-17	FT170327DXF3	BORESHA SACCO SOCIETY LIMITED	6,846.50
1-Feb-17	FT17032NJ720	OLLIN SACCO SOCIETY LIMITED	10,595.25
1-Feb-17	FT170327S9TG	FAMILY BANK LIMITED	13,114.50
1-Feb-17	FT17032MY3YD	WANAANGA SAVINGS AND CREDIT COOPERA	14,289.00
1-Feb-17	FT170327PHPB	TRANSCOM WELFARE ASSOCIATION	45,235.00
3-Feb-17	FT17034PPRG3	TRFS Payments	643,391.00
7-Feb-17	FT17038T766M	TRFS Payments	5,612.05
8-Feb-17	FT170394JL4C	EDITH LOZENJA KIBISU	13,400.00
8-Feb-17	FT17039PT37M	PETER KARIUKI GITAH	14,560.00
8-Feb-17	FT17039LYK2G	GEOFFREY KARIMI KINGORI	14,940.00
10-Feb-17	FT17041P31QX	KENNEDY MOGUCHE MOGERE	11,970.00
11-May-17	FT17131PPPZH	TRFS Payments	1,727.60
12-May-17	FT1713203MSX	PROVIDENT GENERAL SUPPLIES	31,672.40
23-May-17	FT1714361ZTY	TRFS Payments	14,317.25
31-May-17	FT17151FS5SY	TRFS Payments	32,700.00
4-Jun-17	FT17165T9X8D	TRFS Payments	3,012.05
27-Jun-17	FT17178F7D2X	UNISON SACCO SOCIETY LIMITED	14,014.35
27-Jun-17	FT17178Q822H	UNAITAS SACCO	15,665.70
4-Jul-17	FT17185KHLT4	MUTISYA MUKOMA MITAMBO	3,000.00
4-Jul-17	FT171850S6ML	JOHN JOSEPH KARIUKI	89,600.00
6-Jul-17	FT17187DK7KP	TRFS Payments	4,996.55
7-Jul-17	FT17188DJ2ZX	TRFS Payments	724.15
7-Jul-17	FT17188HFTP9	TRFS Payments	10,862.05
10-Jul-17	FT171918BXCQ	TRFS Payments	16,200.00
11-Jul-17	FT17192PXXW73	JOSEPH MALEL KIPKOECH	29,482.75
11-Jul-17	FT1719269QVM	TRFS Payments	522.40
11-Jul-17	FT17192P7YP4	TRFS Payments	782.35
11-Jul-17	FT171928KFH5	TRFS Payments	3,612.90
11-Jul-17	FT1719250BH4	TRFS Payments	4,615.00
11-Jul-17	FT171928R7XX	TRFS Payments	4,774.15
11-Jul-17	FT171921B3XP	TRFS Payments	6,310.35
11-Jul-17	FT17192GZXQR	TRFS Payments	7,618.95
11-Jul-17	FT17192LKKN6	TRFS Payments	8,798.25
11-Jul-17	FT17192GN5BC	TRFS Payments	9,785.95
11-Jul-17	FT17192LVLW5	TRFS Payments	12,669.55
11-Jul-17	FT17192NCV04	TRFS Payments	12,879.30

RECURRENT ACCOUNT NO. 1000209925 BANK RECONCILIATION
 PAYMENTS IN BANK STATEMENT NOT YET RECORDED IN CASH BOOK
 AS AT 30TH JUNE 2018

k

11-Jul-17	FT17192MSC20	TRFS Payments	13,301.15
11-Jul-17	FT17192T0F1Y	TRFS Payments	16,293.10
11-Jul-17	FT17192CRKS8	TRFS Payments	21,465.50
11-Jul-17	FT17192ZQSDZ	TRFS Payments	21,724.15
11-Jul-17	FT171923J7RF	TRFS Payments	43,241.40
11-Jul-17	FT171929KRX2	TRFS Payments	895,309.50
14-Jul-17	FT1719525872	NATIONAL SOCIAL SECURITY FUND	28,400.00
9-Aug-17	FT17221G56NM	MURANGA WELFARE GROUP	560.00
10-Nov-17	FT17314N4LHP	NATIONAL OIL CORPORATION OF KENYA	7.20
10-Nov-17	FT17314TH6JF	NATIONAL OIL CORPORATION OF KENYA	7.00
6-Dec-17	FT17340GN9R0	MATHEW OBWOGI ONDIEKI	9,000.00
6-Dec-17	FT17340D46PR	TRFS Payments	24,827.60
2-Feb-18	FT18033HKMSH	SERAH MIDEVA IVAYO	14,000.00
14-Feb-18	FT18045HTKRF	BARONESS ADHIAMBO ONYANGO	12,863.00
1-Mar-18	FT180608T4M7	PETER KAGUTHAI MAHU	13,160.00
7-May-18	FT18127BVBS3	LILIAN SETU OLOUASA	115,500.00
18-May-18	FT18138JB61G	TRFS Payments	254.00
21-May-18	FT181418HX4F	MICHAELINA M KABURU	4,384.00
5-Jun-18	FT181562CCSC	TRFS Payments	30.00
2-Jul-18	FT18183BY8LN	NATIONAL HOSPITAL INSURANCE FUND	320.00
2-Jul-18	FT18183SN480	KENYA NATIONAL SECRETARIES ASSOCIAT	5,600.00
2-Jul-18	FT181830LS16	FAITH CHEPKORIR	18,250.00
2-Jul-18	FT18183CTYXT	JUDY KAARI MIRITI	36,400.00
2-Jul-18	FT181830KZ2Y	TELKOM KENYA LIMITED	540,382.00
5-Jul-18	FT181869QPB9	NATIONAL OIL CORPORATION OF KENYA	735,620.00
9-Jul-18	FT1819052L8V	MERCY WAITHIRA NDUATI	11,194.00
9-Jul-18	FT18190SD4TW	FAITH CHEPKORIR	18,250.00
9-Jul-18	FT1819070Z89	KORIR STEPHEN	18,250.00
9-Jul-18	FT18190HRZX2	TAPIERRA ENTERPRISES	177,754.30
9-Jul-18	FT181902163H	Saibaba Limited	300,793.10

TOTAL 4,434,680.00

RECURRENT ACCOUNT NO. 1000209925 BANK RECONCILIATION
 RECEIPTS IN BANK STATEMENT NOT YET RECORDED IN CASH BOOK
 AS AT 30TH JUNE 2018

DATE	REF NO.	RECEIPT PARTICULARS	AMOUNT (SHS)
	FT17139N51	CONSOLIDATED BANK OF KENYA LTD	200.00
8-Nov-16	FT17160MP	COOPERATIVE BANK OF KENYA LTD., THE	400.00
9-Dec-16		KENYA COMMERCIAL BANK LIMITED	4,100.00
6-Jan-17	FT17180H26	KENYA COMMERCIAL BANK LIMITED	3,850.00
11-Jan-17		WELFARE ASS YOUR MT102	4,100.00
12-Jan-17	FT170064DN	KENYA COMMERCIAL BANK LIMITED	4,100.00
25-Jan-17	FT17006C3V	PS SDINFRA	8,000.00
27-Jan-17	FT17132PBLI	CONSOLIDATED BANK OF KENYA LTD	200.00
23-Feb-17	FT17006PTK	PS SDINFRA	47,800.00
10-Apr-17	FT17083LG7	EQUITY BANK LIMITED	50,000.00
10-Apr-17	FT17166HSKP3	\MSA	48,400.00
10-Apr-17	FT17046H2F	KENYA COMMERCIAL BANK LIMITED	70,000.00
11-Apr-17	FT1716682WVW	\MSA	150,700.00
18-May-17	FT17055N75	KENYA COMMERCIAL BANK LIMITED	152,702.00
19-May-17	FT17149VCV	Outward Cheque	379,840.00
14-Jun-17	FT1702681Y	KENYA COMMERCIAL BANK LIMITED	720,000.00
28-Jun-17	FT17149BF7	Outward Cheque	1,093,150.00
29-Jun-17	FT17187BCX	Outward Cheque	425,250.00
6-Jul-17	FT17226JPXJ	RETURN OF FUNDS NO BNF ACC	400.00
16-Aug-17	FT17241KP5	AIA COLLECTIONS FROM MSA	79,000.00
23-Aug-17	FT17241FC8	AIA COLLECTIONS FROM MSA	167,000.00
23-Aug-17	FT1724148P	AIA COLLECTIONS FROM MSA	247,100.00
23-Aug-17	FT17249D2C	RETURN OF FUNDS UTA FUNDS	400.00
6-Sep-17	FT17262S10	SURRENDER OF AIA	92,650.00
19-Sep-17	FT172705NB	Transaction reversal	30.00
27-Sep-17	FT17275LK29J	\MSA	30,300.00
5-Sep-17	FT17275B82M6	\MSA	234,600.00
5-Sep-17	FT17278QJJ	KENYA COMMERCIAL BANK LIMITED	134,090.55
5-Oct-17	FT17279YW	KENYA COMMERCIAL BANK LIMITED	3,450.00
6-Oct-17	FT17282GGN	DETAILS MT 102 DD 06.10.2017	400.00
9-Oct-17	FT17283MN	Outward Cheque	214,400.00
10-Oct-17	FT172839C7	Local Cash Deposit Bulk	328,700.00
10-Oct-17	FT17331BBV	EQUITY BANK LIMITED	124,500.00
27-Nov-17	FT17349L61	KENYA COMMERCIAL BANK LIMITED	51,050.00
15-Dec-17	FT1734901N	KENYA COMMERCIAL BANK LIMITED	69,900.00
15-Dec-17	FT180038P4	STANDARD CHARTERED BANK KENYA LIMIT	40.00
3-Jan-18	FT18003W1	KENYA COMMERCIAL BANK LIMITED	3,450.00
3-Jan-18	FT18004K6X	CONSOLIDATED BANK OF KENYA LTD	400.00
5-Jan-18	FT18005XBC	KENYA COMMERCIAL BANK LIMITED	286,800.00
5-Jan-18	FT180093W	KENYA COMMERCIAL BANK LIMITED	130,000.00
9-Jan-18	FT18010829	KENYA COMMERCIAL BANK LIMITED	52,900.00
12-Jan-18	FT18023J4S96	\MSA	5,200.00
	FT180231M13Q	\MSA	45,000.00
	FT18023FFXWJ	\MSA	102,000.00

RECURRENT ACCOUNT NO. 1000209925 BANK RECONCILIATION
 RECEIPTS IN BANK STATEMENT NOT YET RECORDED IN CASH BOOK
 AS AT 30TH JUNE 2018

DATE	REF NO.	RECEIPT PARTICULARS	AMOUNT (SHS)
	FT17139N51	CONSOLIDATED BANK OF KENYA LTD	200.00
	FT18033Z9P	STANDARD CHARTERED BANK KENYA LIMIT	40.00
22-Feb-18	FT18054935	CITIBANK N.A. NAIROBI	56,250.00
5-Mar-18	FT18064BLZ	STANDARD CHARTERED BANK KENYA LIMIT	40.00
6-Apr-18	FT18096D9Z	TRFS Payments	50,000.00
24-Apr-18	FT181143BP	Outward Cheque	96,830.00
10-May-18	FT18130QLK	Outward Cheque	290,100.00
23-May-18	FT18143YP8	KENYA COMMERCIAL BANK LIMITED	2,143,748.00
5-Jun-18	FT18156BGV	FAMILY BANK LIMITED	93,000.00
18-Jun-18	FT18169ZDL	Outward Cheque	127,000.00
18-Jun-18	FT18169SYX	Outward Cheque	187,600.00
29-Jun-18	FT18180B2S	Outward Cheque	53,500.00
	FT181804MRGJ	MSA	88,900.00
29-Jun-18	FT18180PM	Outward Cheque	111,000.00
	FT181808GC6W	MSA	134,300.00
29-Jun-18	FT18180Y4V	Outward Cheque	316,500.00
29-Jun-18	FT18180Q1C	Outward Cheque	338,100.00
29-Jun-18	FT18180B8X	Outward Cheque	362,966.00
2-Jul-18	FT18183G6C	Outward Cheque	34,500.00
2-Jul-18	FT18183CLP	Outward Cheque	81,270.00
18-Jul-18	FT181995BW	COOPERATIVE BANK OF KENYA LTD., THE	2,354,800.00
	FT18205WCR67	MSA	74,350.00
30-Jul-18	FT18211V3FV	KENYA COMMERCIAL BANK LIMITED	134,005.00
TOTAL			12,695,351.55

RECURRENT ACCOUNT NO. 1000209925 BANK RECONCILIATION
 RECEIPTS IN CASH BOOK NOT YET RECORDED IN BANK STATEMENT
 AS AT 30TH JUNE 2018

DATE	REF NO.	RECEIPT PARTICULARS	AMOUNT (SHS)
27-10-16		CASH BOOK UNDERCAST	38,523.85
31-10-16		CASH BOOK UNDERCAST	1,640,160.65
25-11-16		CASH BOOK UNDERCAST	43,740.00
25-11-16		CASH BOOK UNDERCAST	20.30
14-12-16		PS SD INFRA	4,000.00
01-02-17		PS SDINFRA	207,100.00
24.04.17		PS SDINFRA	28,000.00
24.04.17		ADJUST	999.00
02.05.17		BARINGO PUBLIC WORKS HG	100.00
20.06.17		PS SDINFRA (MOMBASA)	199,100.00
21.06.17		CASH BOOK UNDERCAST	384,052.00
30.06.17		W/TAX	0.50
30.06.17		PS SDINFRA	700.00
30.06.17		#REF!	324,300.00
30.06.17		PS SDINFRA	112,800.00
30.06.17		PS SDINFRA	87,000.00
30.06.17		PS SDINFRA	478,000.00
30.06.17		PS SDINFRA	52,440.00
30.06.17		ADJUSTMENT	242,150.00
30.06.17		PAY-IN-SLIP	5.00
30.06.17		PAY-IN-SLIP	177,600.00
26-09-17	PIS	PIS	108,150.00
26-09-17	0032	PS SDINFRA	35,500.00
26-09-17	0035	PS SDINFRA	800.00
26-09-17	0043	PS SDINFRA	108,750.00
10-10-17		48 PS SDINFRA	493,100.00
13-10-17		PS SDINFRA	264,900.00
13-10-17		PIS	92,600.00
24-11-17		70 PS SDINFRA	543,100.00
05-12-17		77 PS SDINFRA	30,000.00
05-12-17		79 PS SDINFRA	15,506.00
16-01-18	0086	PS SDINFRA	500,000.00
31-01-18	C	PIS	120,950.00
07-02-18	99	PS SDINFRA	147,600.00
13-02-18	C	PIS	152,200.00
22-06-18	2018	KSG - EMBU - AGNES AKINYI	1,476,710.00
22-06-18	2019	ST PAULS UNIVERSITY - JOHN I	116,400.00
29-06-18	PIS		210,400.00
			465,100.00

RECURRENT ACCOUNT NO. 1000209925 BANK RECONCILIATION
RECEIPTS IN CASH BOOK NOT YET RECORDED IN BANK STATEMENT
AS AT 30TH JUNE 2018

29-06-18	PIS		322,370.00
29-06-18	PIS		753,066.00
29-06-18	0194	PS SDINFRA	427,800.00
29-06-18	0202	PS SDINFRA	223,200.00
30-06-18	C	PIS	462,000.00
TOTAL			<u>11,090,993.30</u>

REPUBLIC OF KENYA

MINISTRY OF TRANSPORT AND INFRASTRUCTURE
(State Department of Infrastructure)

FY 2017/2018

DEVELOPMENT ACCOUNT NO. 1000209844

BANK RECONCILIATION

AS AT 30TH JUNE 2018

	KShs.	KShs.	KShs.
			2,250,306,096.85
1 Payments in cash book not yet recorded in bank statement	4,875,005.75		
2 Receipts in bank statement not yet recorded in cash book	3,350,700.00	8,225,705.75	
3 Payments in bank statement not yet recorded in cash book	2,045,624.80		
4 Receipts in cash book not yet recorded in bank statement	133,178.05	2,178,802.85	
Balance as per the cash book			2,244,259,193.95

Balance as per bank certificate

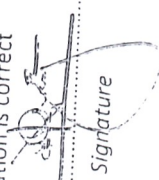
Less:

- 1 Payments in cash book not yet recorded in bank statement
- 2 Receipts in bank statement not yet recorded in cash book
- 3 Payments in bank statement not yet recorded in cash book
- 4 Receipts in cash book not yet recorded in bank statement

Add:


Balance as per the cash book

I certify that I have verified the Bank Balance in the Cash Book with the Bank statement and that the above reconciliation is correct


Signature

 Senior Assistant Accountant General
Designation


Date



DEVEOPMENT ACCOUNT NO.1000209844 BANK RECONCILIATION
 PAYMENTS IN CASH BOOK NOT RECORDED IN BANK STATEMENT
 AS AT 30TH JUNE 2018


DATE	PAYMENT PARTICULARS	AMOUNT (KSHS)
31-01-17	KURA	0.05
31-01-17	KRRA	1.00
30-05-17	VAT	0.10
30-05-18	0837 VAT	25,856.05
30-05-18	0840 JOSEPH O. OKOTH	75,000.00
30-05-18	0843 DAVID MAINA	89,600.00
30-05-18	0843 WHT(3%)	173,039.65
30-05-18	0843 WHT(6%)	298,344.25
30-05-18	0843 RETENTION & PS SINDRA)	576,798.90
30-06-17	ADJUSTMENT PV 0857	500.00
30-06-17	JOAKIM GEN AGENCIES	0.10
30-05-18	0843	1,207,016.45
30-05-18	0839 KINOTI KENNETH	59,050.00 X A3 B 10-10
30-05-18	0843 BEVIC GENERAL SUPPLIES	403,017.00 X A3 A
30-05-18	0835 BEVIC GENERAL SUPPLIES	21,983.00 X A3 B
30-05-18	0838 VAT	40,970.70
13-06-18	0857 VAT	28,162.75
13-06-18	0860 VAT	22,655.15
13-06-18	0862 VAT	11,990.95
28-06-18	0970 BERNARD MUTINDA	49,400.00
29-06-18	1086 TOYOTA KENYA	106,753.10
29-06-18	1086 VAT	5,822.90
29-06-18	1147 LEAKY VENTURES	559,482.75 X A3 C
29-06-18	1147 VAT	30,517.25
29-06-18	1175 VAT	19,551.70
29-06-18	1176 VAT	102,806.90
29-06-18	1177 VAT	102,167.60
29-06-18	1178 VAT	864,517.45 X A3 D

TOTAL 4,875,005.75

DEVELOPMENT ACCOUNT NO. 1000209B44 BANK RECONCILIATION
RECEIPTS IN BANK STATEMENT NOT YET RECORDED IN CASH BOOK
AS AT 30TH JUNE 2018

DATE	REF: NO	RECEIPTS PARTICULAR	AMOUNT (KSHS)
27-Nov-17	FT17331C0	NATIONAL INDUSTRIA	3,350,700.00
TOTAL			<u>3,350,700.00</u>

cb folio 37



DEVELOPMENT ACCOUNT NO. 1000209B44 BANK RECONCILIATION
 PAYMENTS IN BANK STATEMENT NOT RECORDED IN CASH BOOK


AS AT 30TH JUNE 2018

DATE	REF: NO	PAYMENT PARTICULARS	AMOUNT (KSHS)
27-Oct-16	FT16301HCPMZ	EDITH LOZENJA KIBISU	30,200.00 <i>- see Rec</i>
27-Oct-16	FT16301BFXQ6	ANN MUTHONI MBURU	73,200.00 <i>- see Rec</i>
18-Jan-17	FT17018BLD2T	ABIJAH NJURA KAGUNDUH	34,300.00 <i>- see Rec</i>
8-Feb-17	FT170396QBTM	BRENDON ENTERPRISES	416,767.25 <i>- Police Station</i>
24-Mar-17	FT17083B92D6	KENYA RURAL ROADS AUTHC	0.30
13-Apr-17	FT17103SPV5T	TRFS Payments	4,465.35
13-Apr-17	FT17103D5QG6	TRFS Payments	20,327.60
7-Jul-17	FT1718859N4W	TRFS Payments	11,364.00
7-Jul-17	FT17188XTG95	TRFS Payments	20,896.55
7-Jul-17	FT17188JWKHQ	TRFS Payments	23,405.15
11-Jul-17	FT17192JPNDQ	TRFS Payments	3,724.15
11-Jul-17	FT17192TCXCP	TRFS Payments	6,721.55
11-Jul-17	FT171921Q3QP	TRFS Payments	18,662.05
11-Jul-17	FT17192PL54H	TRFS Payments	18,745.00
11-Jul-17	FT1719204B60	TRFS Payments	19,396.55
22-Feb-18	FT18053R129P	KENNETH KIRUJA KINOTI	49,050.00 <i>X 1 B</i>
30-Apr-18	FT18120YPRWJ	BEVIC GENERAL SUPPLIES	425,000.00 <i>X 1 A</i>
13-Jun-18	FT1816464009	KENYA SCHOOL OF GOVERN	48,720.00
13-Jun-18	FT181649NYXN	GETRUDE SIKHOYA LUMBASI	192,700.00
27-Jun-18	FT18178MJ6FQ	CATHERINE NDOTI MANGI	49,100.00
9-Jul-18	FT181900WWRC	TRFS Payments	19,396.55
10-Jul-18	FT181912MG5D	LEAKY VENTURES	559,482.75 <i>X 1 C</i>

TOTAL 2,045,624.80

DEVELOPMENT ACCOUNT NO. 1000209B44 BANK RECONCILIATION
RECEIPTS IN CASH BOOK NOT YET RECORDED IN BANK STATEMENT
AS AT 30TH JUNE 2018

DATE	REF: NO	RECEIPT PARTICULARS	AMOUNT (KSHS)
07-10-16		BAL B/F FY 1516	301.25
11-12-17		CASHBK OVERCAST EXCHEQ.	20,000.00
29-06-18	35	PS SDINFRA	0.80
29-06-18		adjustment on o/c	300.00
29-06-18		cancellation of pv 1086	112,576.00
<i>TOTAL</i>			<u>133,178.05</u>



REPUBLIC OF KENYA

MINISTRY OF TRANSPORT AND INFRASTRUCTURE
(State Department of Infrastructure)

FY 2016/2017

BANK RECONCILIATION

DEPOSIT ACCOUNT AS AT 30TH JUNE 2018
DEPOSIT ACCOUNT NO. 1000212535

	KShs.	KShs.	KShs.
			214,144,046.00
1 Payments in cash book not yet recorded in bank statement	1,588,795.50		
2 Receipts in bank statement not yet recorded in cash book	-	1,588,795.50	
3 Payments in bank statement not yet recorded in cash book	-		
4 Receipts in cash book not yet recorded in bank statement	-		
Balance as per the cash book			212,555,250.50

Less:

- 1 Balance as per bank certificate
- 1 Payments in cash book not yet recorded in bank statement
- 2 Receipts in bank statement not yet recorded in cash book

Add:

- 3 Payments in bank statement not yet recorded in cash book
- 4 Receipts in cash book not yet recorded in bank statement

I certify that I have verified the Bank Balance in the Cash Book with the Bank statement and that the above reconciliation is correct

.....
Signature

.....
Senior Assistant Accountant General
Designation

24.09.2018
Date

DEPOSIT ACCOUNT NO. 1000212535 BANK RECONCILIATION
PAYMENTS IN CASH BOOK NOT RECORDED IN BANK STATEMENT
AS AT 30TH JUNE 2018

DATE	REF: NO	PAYMENT PARTICULARS	AMCUNT (KSHS)
19-10-15	1	NYORO CONSTRUCTION(DIFF)	0.50
29-06-18	0139	R S ISUTSA	70,125.00
29-06-18	0140	GEORGE O OTIENO	153,900.00
29-06-18	0141	AMOS NZIOKA	306,800.00
29-06-18	0142	GILFORD ANJIKI	386,520.00
29-06-18	0143	ENG D WANYIRI	518,050.00
30-06-18	0144	MECHANICAL & TRANSPORT DIVISION	153,400.00
TOTAL			<u>1,588,795.50</u>

FT1729656LXW	23-Oct-17	400,000,000.00		400,000,000.00		
FT17296K8R6W	23-Oct-17	1,505,903,853.60		1,505,903,853.60		
FT17296556XF	23-Oct-17	3,037,789,753.40		3,037,789,753.40		
FT17324HBBG67	20-Nov-17	1,350,000,000.00		1,350,000,000.00		
FT17339CTLXP	5-Dec-17	1,967,597,111.00		1,967,597,111.00		
FT17340C8M58	6-Dec-17	891,977,357.00		891,977,357.00		
FT173481NWC1	14-Dec-17	2,111,349,010.00		2,111,349,010.00		
FT17340QSWKT	6-Dec-17	300,000,000.00		300,000,000.00		
FT1803336B1G	2-Feb-18	2,494,902,889.00		2,494,902,889.00		
FT1807345JON	14-Mar-18	3,585,643,290.00		3,585,643,290.00		
FT18071Q95JP	12-Mar-18	4,572,025,320.00		4,572,025,320.00		
FT18094MMSTY	4-Apr-18	223,178,856.00		223,178,856.00		
FT18093K423R	3-Apr-18	325,000,000.00		325,000,000.00		
FT18183H37FC	2-Jul-18	357,986,880.00		357,986,880.00		
FT18183JQ972	2-Jul-18	3,037,789,753.00		3,037,789,753.00		
FT17296CCG3Z	23-Oct-17		525,000,000.00	525,000,000.00		
FT1807102K6N	12-Mar-18		525,000,000.00	525,000,000.00		
FT18093HR9TQ	3-Apr-18		525,000,000.00	525,000,000.00		
FT18183FYZZB	2-Jul-18		525,000,000.00	525,000,000.00		
SUB-TOTAL		41,470,803,856.00	2,100,000,000.00	43,570,803,856.00		
GRAND TOTAL				43,570,803,856.00		

Correct

I confirm that the amounts shown above are correct as of the date indicated.

Head of Accounts Department

Name MARTIN AGUMBI

Signature *Martin Agumbi*

Date 25 Sep 2018



REPUBLIC OF KENYA

MINISTRY OF TRANSPORT, INFRASTRUCTURE, HOUSING, URBAN DEVELOPMENT AND PUBLIC WORKS
 State Department of Infrastructure: Roads Annuity Fund

The Executive Director,
 Kenya Roads Board,
 P.O. Box 73718-00200,
 NAIROBI

The Roads Annuity Fund wishes to confirm the amounts disbursed from you as at 30 June 2018 as indicated in the table below. Please compare the amounts disbursed from you with the amounts we received and populate them in column E in the table below. Then please sign and stamp this request in the space provided and return it to us.

Reference Number	Date Disbursed	Amounts Received by Kenya Roads Board as at 30 June 2018			Inter- Ministerial (KShs) (C)	Total (KShs) (D)=(A+B+C)	Amount Disbursed by Kenya Roads Board as at 30 June 2018 (KShs) (E)	Differences (KShs) (F)=(D-E)
		Recurrent (KShs) (A)	Development (KShs) (B)					
FT18103VOKYL	13-Apr-18		2,000,000,000.00			2,000,000,000.00	2,000,000,000.00	—
FT18171SXSrw	20-Jun-18		3,235,600,000.00			3,235,600,000.00	3,235,600,000.00	—
FT18172DTBXO	21-Jun-18		3,528,800,000.00			3,528,800,000.00	3,528,800,000.00	—

FT18179RYNDM	28-Jun-18	8,643,661,059.00	8,643,661,059.00	8,643,661,059	—
FT18180Q3L6N	29-Jun-18	4,617,417,454.00	4,617,417,454.00	4,617,417,454	—
FT18183TFEXH	2-JUL-18	4,617,417,454.00	4,617,417,454.00	4,617,417,454	—
SUB-TOTAL		26,642,895,967.00		3,235,600,000	3,235,600,000
GRAND TOTAL			26,642,895,967.00	29,878,495,967	(3,235,600,000)

I confirm that the amounts shown above are correct as of the date indicated.

Head of Accounts Department

Name MARTIN AGUMBI

Signature *Martin Agumbi*

Date 25 Sep '18



Blue Shield Towers, Hospital Road, Upper Hill, P. O. Box 49712-00100, Nairobi.
Tel: 020-8013842 Email: dg@kenha.co.ke Website: www.kenha.co.ke

Office of the Director General

Ref. No. KeNHA/MoTIH&UD/Disbursements/17-18/03

18th September, 2018

Principal Secretary - Infrastructure

Ministry of Transport, Infrastructure, Housing & Urban Development

P.O. Box 30260-00100

NAIROBI

Att. Mr. Emmanuel Y. Ouya

RE: EXCHEQUER AND THE ROAD MAINTENANCE LEVY FUND RECEIVED FROM THE MINISTRY


Reference is made to your letter ref; no. MOTI/I/ACD/KeNHA/86/VOL.1/103 dated 12th September 2018 regarding above subject matter.

Please find attached confirmation template for GoK exchequer and Road Maintenance Levy Fund received by the Authority in FY 2017/18.

Submitted for your necessary action

CPA Chanje Kera
Deputy Director – Finance & Accounts
For: DIRECTOR GENERAL


Encl




Reference Number	Date Disbursed	Amounts Disbursed to Kenya National Highways Authority as at 30th June 2018			Total (Kshs) (D)=(A+B+C)	Amount Received by KeNHA as at 30th June 2018 (Kshs) 'E'	Differences (Kshs) (F)=(D-E)
		Recurrent (Kshs) (A)	Development (Kshs) (B)	Inter-Ministerial (Kshs) (C)			
FT17292ZWKYV	19-Oct-17	0	218,525,319.00	0	218,525,319.00	218,525,319.00	-
FT17342T71HZ	8-Dec-17	0	56,658,210.00	0	56,658,210.00	56,658,210.00	-
FT17347G53TD	13-Dec-17	0	1,810,702,876.95	0	1,810,702,876.95	1,810,702,876.95	-
FT17342DS371	8-Dec-17	0	75,000,000.00	0	75,000,000.00	75,000,000.00	-
FT1803877JB6R	7-Feb-17	0	18,709,684.00	0	18,709,684.00	18,709,684.00	-
FT18038P58TH	7-Feb-18	0	46,900,000.00	0	46,900,000.00	46,900,000.00	-
FT18038LZQ42	7-Feb-18	0	46,900,000.00	0	46,900,000.00	46,900,000.00	-
FT1803880MMW	7-Feb-18	0	46,900,000.00	0	46,900,000.00	46,900,000.00	-
FT18038XNGD8	7-Feb-18	0	46,900,000.00	0	46,900,000.00	46,900,000.00	-
FT180450ZLCR	14-Feb-18	0	70,209,831.45	0	70,209,831.45	70,209,831.45	-
FT18045MFGK5	14-Feb-18	0	485,531,278.50	0	485,531,278.50	485,531,278.50	-
FT18045QS70J	14-Feb-18	0	1,494,961,873.00	0	1,494,961,873.00	1,494,961,873.00	-
FT18078JV9MK	19-Mar-18	0	135,000,000.00	0	135,000,000.00	135,000,000.00	-
FT18011V54CY	11-Jan-18	0	82,781,651.00	0	82,781,651.00	82,781,651.00	-
FT18078FTWJL	19-Mar-18	0	75,000,000.00	0	75,000,000.00	75,000,000.00	-
FT180781Y04T	19-Mar-18	0	63,105,000.00	0	63,105,000.00	63,105,000.00	-
FT18100FO9HN	11-Apr-18	0	59,432,119.40	0	59,432,119.40	59,432,119.40	-
FT1810015XG0	11-Apr-18	0	60,467,547.10	0	60,467,547.10	60,467,547.10	-
FT1800WJL9	11-Apr-18	0	135,263,780.00	0	135,263,780.00	135,263,780.00	-

Reference Number	Date Disbursed	Amounts Disbursed to Kenya National Highways Authority as at 30th June 2018				Total (Kshs) (D)=(A+B+C)	Amount Received by KenHA as at 30th June 2018 (Kshs) 'E'	Differences (Kshs) (F)=(D-E)
		Recurrent (Kshs) (A)	Development (Kshs) (B)	Inter-Ministerial (Kshs) (C)				
FT181005PFZL	11-Apr-18	0	251,500,000.00	0	251,500,000.00	251,500,000.00	-	
FT1810060LJM	11-Apr-18	0	318,127,259.00	0	318,127,259.00	318,127,259.00	-	
FT18100C1D0W	11-Apr-18	0	321,664,025.75	0	321,664,025.75	321,664,248.00	(222.25)	
FT18100JLLDC	11-Apr-18	0	436,472,449.00	0	436,472,449.00	436,472,449.00	-	
FT18100BSZZP	11-Apr-18	0	529,629,801.80	0	529,629,801.80	529,629,834.00	(32.20)	
FT18100BJLKG	11-Apr-18	0	1,866,825,690.00	0	1,866,825,690.00	1,866,825,690.00	-	
FT18100Q107Z	11-Apr-18	0	1,943,272,979.00	0	1,943,272,979.00	1,943,272,979.00	-	
FT181017Q122	11-Apr-18	0	330,877,947.50	0	330,877,947.50	330,877,947.50	-	
FT18110S90S3	20-Apr-18	0	76,724,794.00	0	76,724,794.00	76,724,794.00	-	
FT18184GX08H	3-Jul-18	0	266,815,148.70	0	266,815,148.70	266,815,148.70	-	
FT18184NF9D2	3-Jul-18	0	1,261,586,647.00	0	1,261,586,647.00	1,261,586,649.00	(2.00)	
FT18184DXDGP	3-Jul-18	0	1,064,538,650.20	0	1,064,538,650.20	1,064,538,650.20	-	
FT18184BYL3F	3-Jul-18	0	1,114,317,456.50	0	1,114,317,456.50	1,114,317,456.50	-	
FT1884YZJ4R	3-Jul-18	0	115,264,969.40	0	115,264,969.40	115,264,969.40	-	
FT181844DJT4	3-Jul-18	0	150,000,000.00	0	150,000,000.00	150,000,000.00	-	
FT18184TGJRB	3-Jul-18	0	99,990,316.00	0	99,990,316.00	99,990,316.00	-	
FT1818439MP7	3-Jul-18	0	165,874,840.00	0	165,874,840.00	165,874,840.00	-	
FT181842P2LS	3-Jul-18	0	22,411,450.05	0	22,411,450.05	22,411,450.05	-	
SUB TOTAL			15,364,843,594.30		15,364,843,594.30	15,364,843,850.75	(256.45)	

Reference Number	Date Disbursed	Amounts Disbursed to Kenya National Highways Authority as at 30th June 2018				Amount Received by KeNHA as at 30th June 2018 (Kshs) 'E'	Differences (Kshs) (F)=(D-E)
		Recurrent (Kshs) (A)	Development (Kshs) (B)	Inter-Ministerial (Kshs) (C)	Total (Kshs) (D)=(A+B+C)		
FUNDS FROM KRB							
FT18043B6NC0	12-Feb-18	0	2,111,349,010.00	0	2,111,349,010.00	2,111,349,010.00	
FT18191WC8PB	10-Jul-18	0	4,572,025,320.00	0	4,572,025,320.00	4,572,025,320.00	
FT181906LJ1H	9-Jul-18	0	3,135,850,988.00	0	3,135,850,988.00	3,135,850,988.00	
FT18100QLWH0	10-Apr-18	0	600,000,000.00	0	600,000,000.00	600,000,000.00	
FT173416QS96	7-Dec-17	0	3,651,716,250.00	0	3,651,716,250.00	3,651,716,250.00	
FT17271V3W6W	28-Dec-17	0	452,942,655.00	0	452,942,655.00	452,942,655.00	
FT17271D8L2J	28-Dec-17	0	5,440,243,776.00	0	5,440,243,776.00	5,440,243,776.00	
FT17297SLKLC	24-Oct-17	0	25,000,000.00	0	25,000,000.00	25,000,000.00	
FT18030QR3VZ	30-Jan-18	0	525,000,000.00	0	525,000,000.00	525,000,000.00	
FT18184J9KBG	3-Jul-18	0	525,000,000.00	0	525,000,000.00	525,000,000.00	
FT18190DMKP6	9-Jul-18	0	525,000,000.00	0	525,000,000.00	525,000,000.00	
SUB TOTAL			21,564,127,999.00	0	21,564,127,999.00	21,564,127,999.00	
GRAND TOTAL			36,928,971,593.30	0	36,928,971,593.30	36,928,971,849.75 (256.45)	
I confirm that the amounts shown above are correct as of the date indicated							
Head of Accounts Department							
Name: CPA Chanje Kera							
Date: 18th September 2018							
Signature: <i>[Signature]</i>							





KENYA URBAN ROADS AUTHORITY
Efficient and safe urban roads

1KM PLACE, Bishops Road, Tel: 254-020-8013844
Email: info@kura.go.ke Web: www.kura.go.ke
P.O. Box 41727-00100, G.P.O, NAIROBI

Ref.: KURA/F&A/FIN/4/Vol. 3/ (82)

Date: 19th September, 2018

Principal Secretary
State Department for Infrastructure
Ministry of Transport, Infrastructure, Housing,
Urban Development & Public Works
P.O. Box 30260 – 00100
NAIROBI. (Attn: Emmanuel Y. Ouya)

A. DHAU
Per complete
21/9/2018

RE: EXCHEQUER AND ROAD MAINTENANCE LEVY FUNDS RECEIVED FROM THE MINISTRY

Reference is made to your letter Ref. MOTI/I/ACD/KURA/87/VOL.1/048 dated 12th September, 2018 on the above subject matter.


Kindly find attached here below a schedule of funds received by the Authority in relation to FY 2017/2018 as requested.

Yours faithfully,

Reuben Mayienda
Ag. Director - Corporate Services
For: Ag. DIRECTOR GENERAL



Encl.



CONFIRMATION OF AMOUNTS RECEIVED IN FINANCIAL YEAR 2017/2018 FROM MINISTRY OF
TRANSPORT, INFRASTRUCTURE, HOUSING, URBAN DEVELOPMENT AND PUBLIC WORKS AS AT 30
JUNE 2018

KRB RMLF 15% FUNDS

MOTIHUD&PW Transfer Reference No.	Date Received	Request No.	Amount Received
FT17296CSXBB	11-Oct-17		2,592,248,730.00
FT18093SMK25	4-Mar-18		1,429,027,867.00
FT18184SYRK4	3-Jul-18		1,340,425,532.00
Sub-total - RMLF 15% funds			5,361,702,129.00

KRB RMLF 10% FUNDS

FT17355RYH6W	21-Dec-17		200,000,000.00
FT173411W818	12-Jul-17		400,000,000.00
FT18100JYWY3	10-Apr-18		203,000,000.00
FT18190SMK6Z	9-Jul-18		120,000,000.00
Sub-total - RMLF 10% funds			923,000,000.00
TOTAL KRB RMLF FUNDS			6,284,702,129.00

GOK EXCHEQUER FUNDS

FT1729208RSP	19-Oct-17	1	946,796,987.10
FT1734753PN9	13-Dec-17	2	335,242,510.00
FT17347P7YPG	13-Dec-17	3	429,283,022.50
FT180269W90T	26-Jan-18	4	475,987,954.95
FT18045DDLQ6	14-Feb-18	5	1,057,833,104.70
FT18100NLSX9	10-Apr-18	6	535,119,297.95
FT18100NS3S1	10-Apr-18	7	535,288,636.70
FT18100GN6DS	10-Apr-18	8	229,495,500.20
FT18184R8ZJS	3-Jul-18	9A	735,559,121.55
FT18184GR6MT	3-Jul-18	10A	565,427,767.70
		11	286,014,787.00
TOTAL EXCHEQUER			6,132,048,690.35

GRAND TOTAL [Exchequer + KRB Funds]			12,416,750,819.35
-------------------------------------	--	--	-------------------




Eric Injenga

Asst. Director-Finance & Accounts



Reuben Mayienda

Ag. Director - Corporate Services





KENYA RURAL ROADS AUTHORITY

Tel: 020-8013846, 2710451, 2710464,
0724735568/ 0733619197/ 0771451679
Email: kerra@kerra.go.ke/ dqkerra@kerra.go.ke
Website: www.kerra.go.ke
Fax: 2710442

Blue Shield Towers
Hospital Road, Upper Hill
P.O. Box 48151-00100
Nairobi, KENYA

KeRRA /08/VOL.8 (396)

20th September, 2018

The Principal Secretary,
State Department of Infrastructure,
Ministry of Transport, Infrastructure, Housing & Urban Development,
P.O. Box 30260-00100,
NAIROBI

AJ. ZHAR
Be compile
21/09/18

Attn: Emmanuel Y. Ouya

RE: EXCHEQUER AND THE ROAD MAINTENANCE LEVY FUND RECEIVED FROM THE MINISTRY

Reference is made to the letter Ref: MOTI/I/ACD/KeRRA/88/VOL.1/102 dated 12th September, 2018 (copy attached).


Attached please find the confirmation template indicating amounts received in 2017/18 FY.

Yours faithfully,


Eng. Luka K. Kemeli
Ag. DIRECTOR GENERAL

Encls.







KENYA RURAL ROADS AUTHORITY

The Principal Secretary,
 State Department of Infrastructure,
 Ministry of Transport, Infrastructure,
 Housing & Urban Development,
 P. O. Box 30260-00100,
 NAIROBI.

Confirmation of amounts Received by Kenya Rural Roads Authorities as at 10th July 2018						
Amounts Received by Kenya Rural Roads Authority as at 10th July 2018				Amount Received by Kenya Rural Roads Authorities as at 10th July 2018		
Reference Number	Date Disbursed	Recurrent (KShs) (A)	Development (KShs) (B)	Inter-Ministerial (KShs) (C)	Total (KShs) (D) = (A+B+C)	Differences (KShs) (F) = (D-E)
FT17347W9WNNX	13-Dec-17		924,987,467.00		924,987,467.00	
FT17347PNVYHK	13-Dec-17		-778,000,000.00		778,000,000.00	
FT17292FT2VVB	19-Oct-17		1,247,160,427.40		1,247,160,427.40	


FT17292Q8BOP	19-Oct-17		1,789,658,939.00		1,789,658,939.00	1,789,658,939.00	
FT17347QX9SR	13-Dec-17		893,214,387.00		893,214,387.00	893,214,387.00	
FT18032LZ2YV	1-Feb-18		309,786,410.95		309,786,410.95	309,786,410.95	
FT18032BDXLX	1-Feb-18		980,567,520.00		980,567,520.00	980,567,520.00	
FT18045GF47N	14-Feb-18		1,090,312,930.00		1,090,312,930.00	1,090,312,930.00	
FT180457YWC1	14-Feb-18		1,449,746,650.60		1,449,746,650.60	1,449,746,650.60	
FT18100Q68BV	10-Apr-18		328,868,579.45		328,868,579.45	328,868,579.45	
FT181002PP4P	10-Apr-18		548,000,000.00		548,000,000.00	548,000,000.00	
FT18100D8JKS	10-Apr-18		834,230,988.00		834,230,988.00	834,230,988.00	
FT18100T599T	10-Apr-18		1,626,561,259.00		1,626,561,259.00	1,626,561,259.00	
FT18100Z3WF3	10-Apr-18		1,660,405,760.45		1,660,405,760.45	1,660,405,760.45	
FT18100TQ1VG	10-Apr-18		1,692,073,226.00		1,692,073,226.00	1,692,073,226.00	
FT18100XQ1ZW	10-Apr-18		1,787,946,660.00		1,787,946,660.00	1,787,946,660.00	
FT181014RVHN	11-Apr-18		638,500,000.00		638,500,000.00	638,500,000.00	
FT18101R9687	11-Apr-18		1,634,335,388.35		1,634,335,388.35	1,634,335,388.35	
FT181842G17Q	3-Jul-18		642,750,000.00		642,750,000.00	642,750,000.00	
FT18184QTC37	3-Jul-18		1,036,750,000.00		1,036,750,000.00	1,036,750,000.00	
FT181842WL9G	3-Jul-18		726,223,086.00		726,223,086.00	726,223,086.00	
FT18184W6LK5	3-Jul-18		782,964,880.00		782,964,880.00	782,964,880.00	
FT181844Z57M	3-Jul-18		647,745,226.00		647,745,226.00	647,745,226.00	
FT181844CBVZ	3-Jul-18		513,502,403.00		513,502,403.00	513,502,403.00	
FT18184XYTFD	3-Jul-18		675,789,752.00		675,789,752.00	675,789,752.00	
FT18184DRVLB	3-Jul-18		2,669,275,946.00		2,669,275,946.00	2,669,275,946.00	
FT18184MCSJX	3-Jul-18		606,089,122.00		606,089,122.00	606,089,122.00	
SUB-TOTAL			28,515,447,008.20		28,515,447,008.20	28,515,447,008.20	
FT18100186DR	10-Apr-18		50,000,000.00		50,000,000.00	50,000,000.00	
FT18100048FJ7	10-Apr-18		50,000,000.00		50,000,000.00	50,000,000.00	
FT18100BFRLD	10-Apr-18		50,000,000.00		50,000,000.00	50,000,000.00	
			150,000,000.00		150,000,000.00	150,000,000.00	


FROM KRRB							
FT17271LX43B	28-Sep-17	834,548,799.00	834,548,799.00	834,548,799.00	834,548,799.00	834,548,799.00	
FT17271FRFP9	28-Sep-17	3,803,604,468.00	3,803,604,468.00	3,803,604,468.00	3,803,604,468.00	3,803,604,468.00	
FT172970B9DB	24-Oct-17	1,888,497,000.00	1,888,497,000.00	1,888,497,000.00	1,888,497,000.00	1,888,497,000.00	
FT172989DQFT	25-Oct-17	150,000,000.00	150,000,000.00	150,000,000.00	150,000,000.00	150,000,000.00	
FT17342J61WW	8-Dec-17	1,350,000,000.00	1,350,000,000.00	1,350,000,000.00	1,350,000,000.00	1,350,000,000.00	
FT17341M5M3S	7-Dec-17	891,977,357.00	891,977,357.00	891,977,357.00	891,977,357.00	891,977,357.00	
FT17355B4VFJ	21-Dec-17	100,000,000.00	100,000,000.00	100,000,000.00	100,000,000.00	100,000,000.00	
FT18097WWJ7	30-Jan-18	2,859,574,468.00	2,859,574,468.00	2,859,574,468.00	2,859,574,468.00	2,859,574,468.00	
FT1810031CAV	10-Apr-18	47,000,000.00	47,000,000.00	47,000,000.00	47,000,000.00	47,000,000.00	
FT180934JNV9	3-Apr-18	2,156,615,423.00	2,156,615,423.00	2,156,615,423.00	2,156,615,423.00	2,156,615,423.00	
FT181100QOTY	20-Apr-18	223,178,856.00	223,178,856.00	223,178,856.00	223,178,856.00	223,178,856.00	
FT180934JNV9	10-Jul-18	891,977,357.00	891,977,357.00	891,977,357.00	891,977,357.00	891,977,357.00	
SUB TOTAL	17-Jul-17	15,196,973,728.00	15,196,973,728.00	15,196,973,728.00	15,203,973,728.00	7,000,000.00	7,000,000.00
GRAND TOTAL		43,862,420,736.20	43,862,420,736.20	43,862,420,736.20	43,869,420,736.20	7,000,000.00	7,000,000.00

I confirm that the amounts shown above are correct received in KeRRA Accounts under F/Y 2017/18 as indicated.

Eng. L. Kimeli
Ag. Director General

Matilda Wakere Ita
Finance Manager





KENYA RURAL ROADS AUTHORITY

The Principal Secretary,
 State Department of Infrastructure,
 Ministry of Transport, Infrastructure, Housing & Urban Development,
 P. O. Box 30260-00100,
 NAIROBI.

Confirmation of amounts Received by Kenya Rural Roads Authority as at 30 th June 2018						
Reference number	Date Disbursed	Amounts Received by Kenya Rural Roads Authority as at 30 th June 2018			Amount Received by Kenya Rural Roads Authority as at 30 th June 2018 (Kshs) (E)	Differences (KShs) (F) = (D-E)
		Recurrent (KShs) (A)	Development (KShs) (B)	Inter - Ministerial (KShs) (C)		
18172NLR4C	21-Jun-18		1,586,000,000.00		1,586,000,000.00	
RAND TOTAL			1,586,000,000.00		1,586,000,000.00	


confirm that the amounts shown above are correct received in KeRRA Accounts under F/Y 2017/18 as indicated.

ng. L. Kimeli

g. Director General

CPA Matilda Wakere Ita

Finance Manager



KWS/TECH/ROADS/363

19th September, 2018

Principal Secretary, Infrastructure
Ministry of Transport, Infrastructure, Housing &
Urban Development
P.O. Box 30260 – 00100
NAIROBI

Attention: Emmanuel Y. Ouya

Dear *Sir*


**EXCHEQUER AND THE ROAD MAINTENANCE LEVY FUND RECEIVED
FROM THE MINISTRY**

Reference is made to your letter Ref No. MOTI/I/ACD/KWS/86/VOL.1/103 dated
14th September 2018 on the above matter.


We confirm that as at 30th June 2018, we had only received the first disbursement
reference number FT17271PG95 Kshs.122,574,355 on 28th September 2017.

The other two disbursement were received after 30th June 2018.

Yours *Sincerely,*



DR. CHARLES MUSYOKI, PhD, OGW
AG. DIRECTOR GENERAL





MINISTRY OF TRANSPORT, INFRASTRUCTURE, HOUSING, URBAN
DEVELOPMENT AND PUBLIC WORKS

State Department of Infrastructure

Telephone: (020)2723101
Fax: (020)2719658
Email: ps@infrastructure.go.ke
Website: www.transport.go.ke

WORKS BUILDING
NG'ONG ROAD
P.O. Box 30260-00100
NAIROBI

MOTI/I/ACD/KWS/86/VOL.1/103

14th September, 2018

The Director General
Kenya Wildlife Service
P.O. Box 40241-00100
NAIROBI.

**RE: EXCHEQUER AND THE ROAD MAINTENANCE LEVY
FUND RECEIVED FROM THE MINISTRY.**

Reference is made to the above subject matter.

Attached find confirmation template for GoK exchequer and Road Maintenance Levy Fund transferred to your Agency in 2017/2018 Financial Year.


The Department is required to attach a confirmation list as a note to the 2017/2018 Financial Statement.

Please fill columns E and F and resubmit to the Department by latest Wednesday 19th September, 2018.

Please expedite.

Emmanuel Y. Ouya
For: Principal Secretary

Encl.





REPUBLIC OF KENYA

MINISTRY OF TRANSPORT, INFRASTRUCTURE, HOUSING, URBAN DEVELOPMENT AND PUBLIC WORKS
State Department of Infrastructure

The Director General
Kenya Wildlife Service
P.O. Box 40241-00100
NAIROBI.

The State Department of Infrastructure wishes to confirm the amounts disbursed to you as at 30 June 2018 as indicated in the table below. Please compare the amounts disbursed to you with the amounts you received and populate them in column E in the table below. Then please sign and stamp this request in the space provided and return it to us.

Reference Number	Date Disbursed	Amounts Disbursed to Kenya Wildlife Service as at 30 June 2018			Amount Received by Kenya Wildlife Service at 30 June 2018 (KShs) (E)	Differences (KShs) (F) = (D-E)
		Recurrent (KShs) (A)	Development (KShs) (B)	Inter - Ministerial (KShs) (C)		
FT/172717PG95	28-Sep-17	122,574,355.00			122,574,355.00	
FT/181905GBHC	9-Jul-18	139,925,645.00			139,925,645.00	


F1181917TJ4F	10-Jul-18	262,500,000.00			262,500,000.00	
SUB-TOTAL						
GRAND TOTAL		525,000,000.00			525,000,000.00	

I confirm that the amounts shown above are correct as of the date indicated.

Head of Accounts Department

Name S. Maravey Signature [Signature]

Date 19/9/2018




FT18026H3DJ4	26-Jan-18	8,750,000.00			8,750,000.00		
FT18079PDI2W	20-Mar-18	8,750,000.00			8,750,000.00		
FT18169QZCJM	18-Jun-18	8,750,000.00			8,750,000.00		
SUB-TOTAL		<u>35,000,000.00</u>			<u>35,000,000.00</u>		
FT17325KDK58	21-Nov-17		22,500,000.00		22,500,000.00		
FT18026PRFR5	26-Jan-18		22,500,000.00		22,500,000.00		
FT18106JFQD1	16-Apr-18		22,500,000.00		22,500,000.00		
FT18178KBW9M	27-Jun-18		12,187,500.00		12,187,500.00		
SUB-TOTAL			<u>79,687,500.00</u>		<u>79,687,500.00</u>		
GRAND TOTAL					<u>114,687,500.00</u>		

I confirm that the amounts shown above are correct as of the date indicated.

Head of Accounts Department

Name James A. Hoover

Signature



Date 11/01/18



REPUBLIC OF KENYA

MINISTRY OF TRANSPORT, INFRASTRUCTURE, HOUSING, URBAN DEVELOPMENT AND PUBLIC WORKS
State Department of Infrastructure


The Executive Director
Engineers Board of Kenya
Transcom House Annex
P.O. Box 30324-00100
NAIROBI.

The State Department of Infrastructure wishes to confirm the amounts disbursed to you as at 30 June 2018 as indicated in the table below. Please compare the amounts disbursed to you with the amounts you received and populate them in column E in the table below. Then please sign and stamp this request in the space provided and return it to us.

Reference Number	Date Disbursed	Confirmation of amounts disbursed to Engineers Board of Kenya as at 30 June 2018			Amount Received by Board of Kenya at 30 June 2018 (KShs) (E)	Differences (KShs) (F)=(D)-E
		Recurrent (KShs) (A)	Development (KShs) (B)	Inter-Ministerial (KShs) (C)		
F1173251145KN	21-Nov-17	8,750,000.00			8,750,000.00	

DEPOSIT/RETENTION MOVEMENT SCHEDULE


	FY 2017/2018	FY 2016/2017
OPENING BALANCE AS AT START OF FY	214,648,553.40	250,713,022.65
ADDITIONALS DURING THE FY	9,100,828.60	51,647,812.10
PAYMENT DURING THE FY	11,194,131.00	87,712,281.35
BALANCE AS AT CLOSURE OF FY	212,555,251.00	214,648,553.40



STATEMENT PERIOD: FY 2017-2018

RECEIPTS

NO.	Txn	Reference No.	Transaction Details	Opening Balance	214,648,553.40	Amount
1		7-Sep-17 FT17250BJÇKN	/ROC/FUNDS TRANSFER			795,000.00
2		28-Sep-17 FT17271K1R6S	HIRE OF PAVEMENT FRICTION TESTING			322,850.00
3		5-Oct-17 FT172789PT30	TRFS Payments			153,400.00
4		10-Oct-17 FT17283L17B2	Outward Cheque			300,000.00
5		20-Nov-17 FT17324W27TD	Withholding Tax			1,391,408.40
6		12-Jan-18 FT180124ST74	/ROC/PAVEMENT EVALUATION MTITO			978,550.00
7		24-Jan-18 FT18024S0RPL	HIRE OF PAVEMENT FRICTION TESTING			322,810.00
8		25-Jan-18 FT18025ZMYWX	Withholding Tax			181,643.20
9		25-Jan-18 FT1802572LZJ	Withholding Tax			312,451.10
10		16-Feb-18 FT18047MZ4DH	Outward Cheque			2,113,800.00
11		22-Feb-18 FT180539FGC0	Outward Cheque			51,625.00
12		29-Mar-18 FT18088P1WJ9	TRFS Payments			30.00
13		29-Mar-18 FT18088XCSKW	TRFS Payments			30.00
14		29-Mar-18 FT18088M19DP	TRFS Payments			500.00
15		29-Mar-18 FT180882HC76	TRFS Payments			5,000.00
16		29-Mar-18 FT18088WVC11	TRFS Payments			5,980.00
17		29-Mar-18 FT1808880S0G	TRFS Payments			11,980.00
18		29-Mar-18 FT18088GHXJZ	TRFS Payments			46,964.85
19		20-Apr-18 FT181103N5GH	Withholding Tax			256,125.40
20		24-Apr-18 FT18114HZM2S	TRFS Payments			386,520.00
21		10-May-18 FT18130R91HX	Outward Cheque			70,125.00
22		23-May-18 FT18143281NF	/ROC/STRUCTURAL INTEGRITY			473,000.00
23		24-May-18 FT18144B3C8N	TRFS Payments			386,520.00
24		5-Jun-18 FT181562CCSC	TRFS Payments			30.00
25		5-Jun-18 FT18156M39NC	TRFS Payments			46,964.55
26		27-Jun-18 FT18178GMD4X	REVENUE			449,919.95
27		28-Jun-18 FT18179XWFCM	TRFS Payments			37,601.15
				TOTAL		<u>9,100,828.60</u>



Period: FY 2016-2017

Receipts

Opening Balance: 250,713,022.65

No.	Txn. Date	Reference No.	Transaction Details	Cr. Amount
13	14-Jul-16	FT16196CXWGP	/ROC/MOBILISATION AND OPERATIONS AT	813,700.00
14	30-Sep-16	FT162746QZ4J	Outward Cheque	400,000.00
15	3-Oct-16	FT162771GBHZ	Inward RTGS Payments	200,000.00
27	14-Oct-16	FT162883WC4M	MOBILIZATION AND OPERATIONS	531,550.00
28	19-Oct-16	FT162933XFK0	MOBILIZATION DEMOBILIZATION	1,288,000.00
67	8-Dec-16	FT163438FWR4	Outward Cheque	1,649,400.00
81	16-Dec-16	FT16351KJYXJ	/ROC/ACCOUNT NAME MISMATCH	53,900.00
85	5-Jan-17	FT17005748BK	Outward Cheque	513,070.00
89	11-Jan-17	FT17011LTDMS	GEOTECHNICAL INVESTIGATION	1,405,200.00
90	12-Jan-17	FT17012LVCQH	GOODS AND SERVICES SUPPLIED	1,075,890.00
92	16-Jan-17	FT17016J6J06	/ROC/FUNDS TRANSFER	28,184,598.20
96	25-Jan-17	FT17025GHX74	Local Cash Deposit Bulk	450.00
109	8-Feb-17	FT17039FX573	Outward Cheque	675,500.00
118	23-Feb-17	FT17054BMRC7	Outward Cheque	843,700.00
164	25-Apr-17	FT1711577KRF	Outward Cheque	795,600.00
166	4-May-17	FT17124KB4JV	/ROC/PAYMENT EVALUATION OF NDUNDORI	3,298,450.00
178	9-May-17	FT17129WCH10	SURVEY FOR THE PROPOSED CSHD PROJEC	1,248,200.00
179	9-May-17	FT17129MWYMS	SURVEY FOR PROPOSED CSHD PRO. ECT IN	4,812,000.00
180	15-May-17	FT17135BD50F	Outward Cheque	582,400.00
181	18-May-17	FT17138Y0WB9	Withholding Tax	153,451.00
182	29-May-17	FT1714938HSL	Outward Cheque	339,400.00
183	6-Jun-17	FT17157WX5BZ	/ROC/ASSESSMENT FEE	547,600.00
218	3-Jul-17	FT17184VFN0M	Withholding Tax	81,261.80
219	3-Jul-17	FT17184690GN	Withholding Tax	1,204,890.10
227	7-Jul-17	FT171887S76W	TRFS Payments	30.00
228	7-Jul-17	FT171880Y3NK	Withholding Tax	416,126.00
229	7-Jul-17	FT1718868PX8	Withholding Tax	533,445.00
TOTAL				51,647,812.10



STATEMENT PERIOD: FY 2017-2018

Payments

NO.	Txn	Reference No.	Transaction Details	Amount
1		10-Oct-17 FT17283C3YKZ	FREDRICK KIRONGOTHI MACHARIA	83,800.00
2		10-Oct-17 FT17283YKNZX	JOSEPHINE ANYANGO MBEIO	100,000.00
3		13-Oct-17 FT17286T2F4L	TERESIA WANGARI NJAU	400,000.00
4		19-Oct-17 FT17292T19D9	HESBON ELAMU KAMADI	42,000.00
5		19-Oct-17 FT1729279ZXG	PATRICK GITHAIGA GIKANDI	42,000.00
6		19-Oct-17 FT172928XZBX	HILLARY KIPROTICH CHEROP	70,000.00
7		19-Oct-17 FT17292T0JG3	NDEGE ALBERT OWUOR	70,000.00
8		19-Oct-17 FT17292WRNW2	STELLAMARIS TWILI MATHILA	85,600.00
9		19-Oct-17 FT17292P9Q78	FREDRICK KIRONGOTHI MACHARIA	33,000.00
10		19-Oct-17 FT172926VLCF	SIMON GIKONYO WAHOME	145,000.00
11		3-Nov-17 FT17307MK8D1	MICHAEL MWAURA MBUU	54,350.00
12		3-Nov-17 FT17307H71QD	CATHERINE MORAA MOGAKA	55,000.00
13		3-Nov-17 FT173079RW86	SAMWEL OMONDI ATENG	62,000.00
14		3-Nov-17 FT17307X1MPG	EMILY NYAMBURA KARANJA	71,000.00
15		3-Nov-17 FT17307CWXFL	DAVID KARUGA KARANJA	80,000.00
16		21-Dec-17 FT17355MDVFN	AGGREY KIGALI MALONGO	53,900.00
17		21-Dec-17 FT1735591S84	DAVID KARUGA KARANJA	85,400.00
18		21-Dec-17 FT17355WMSY	BONFACE KARANJA WAGAIHAKI	90,000.00
19		21-Dec-17 FT17355DRZZB	FREDRICK KIRONGOTHI MACHARIA	90,900.00
20		21-Dec-17 FT1735520R9T	MICHAEL MWAURA MBUU	92,000.00
21		21-Dec-17 FT17355MG0ZG	JOSEPH GITHITHO MACHARIA	98,400.00
22		21-Dec-17 FT17355SSCK4	GEORGE OTIENO OYIRO	98,400.00
23		21-Dec-17 FT1735528FJY	AMOS MUSAU NZYOKA	102,500.00
24		21-Dec-17 FT173550ZHWC	JOSEPH WANJOHI MBUMBUI	103,000.00
25		21-Dec-17 FT173558774W	KENNETH KIRUJA KINOTI	107,900.00
26		21-Dec-17 FT17355K6QP3	FRED OMUGA MOKUA	108,900.00
27		21-Dec-17 FT173553Y1NX	NDEGE ALBERT OWUOR	109,500.00
28		21-Dec-17 FT173558T9B1	JOSPHAT NDUNGO WANJCHI	111,700.00
29		21-Dec-17 FT17355SH43N	PETER MOCHOGI MAGETI	125,700.00
30		21-Dec-17 FT1735560Y2F	ANTHONY MUTUA MWIKI	125,700.00
31		21-Dec-17 FT17355R0B6H	MATHEW OBWOGI ONDIEKI	127,400.00
32		21-Dec-17 FT173554D5GG	ESTHER EMMY OWANO AMIMO	127,400.00
33		21-Dec-17 FT17355ZGP83	ERICK NYAMWAYA OMORO	131,700.00
34		21-Dec-17 FT17355QLS89	GIDEON WAMBUA MUTISYA	143,400.00
35		21-Dec-17 FT17355NVM4V	ELISHIFA WANGARE KIBOI	146,700.00
36		21-Dec-17 FT173554CZL8	PATRICK BUNDI GODFREY	152,550.00
37		21-Dec-17 FT17355L1SHK	JOHN KIPYEGON SOGOMO	161,000.00
38		21-Dec-17 FT17355ZVRZF	DANIEL WANJAU WANYIRI	201,600.00
39		21-Dec-17 FT17355YQ18Q	JOACHIM M'IMARIA MBARUA	245,700.00
40		21-Dec-17 FT17355655FD	JOSEPH MUNYUA GATIMU	255,600.00
41		11-Jan-18 FT18011S8LC3	STELLAMARIS TWILI MATHILA	19,600.00
42		11-Jan-18 FT18011Y277V	HESBON ELAMU KAMADI	19,600.00
43		11-Jan-18 FT18011950CV	KENNETH KIRUJA KINOTI	39,500.00
44		11-Jan-18 FT180114NB9N	RENSON ISUTSA	42,000.00
45		11-Jan-18 FT18011FGR2X	SIMON GIKONYO WAHOME	123,600.00
46		19-Jan-18 FT18019VM0TC	DAVID KARUGA KARANJA	19,600.00
47		1-Feb-18 FT1803245SNQ	RAHAB WAITHIRA NJUNGI	101,500.00
48		1-Feb-18 FT18032518C2	JOACHIM M'IMARIA MBARUA	308,000.00
49		1-Feb-18 FT18032P07N1	AGGREY KIGALI MALONGO	335,890.00
50		1-Feb-18 FT18032WSFYN	MARGARET NDUKI MUTHOKA	432,000.00

51	2-Feb-18 FT18033LXBRP	TRFS Payments	75,500.00
52	22-Feb-18 FT18053HQ0JW	MARGARET NDUKI MUTHOKA	322,850.00
53	28-Mar-18 FT18087JTTJW	AFRO-DYNAMIC ENTERPRISES	949,571.00
54	10-Apr-18 FT18100JSR3B	SIMON GIKONYO WAHOME	51,625.00
55	10-Apr-18 FT18100G95GZ	KENNETH KIRUJA KINOTI	55,200.00
56	10-Apr-18 FT18100K1B5H	PATRICK GITHAIGA GIKANDI	63,000.00
57	10-Apr-18 FT18100XJJ7D	AGGREY KIGALI MALONGO	63,000.00
58	10-Apr-18 FT18100CDY7C	LUCY WANJA GAKUANYI	69,300.00
59	10-Apr-18 FT18100Z6C37	WINFRED GUYA ODOL	69,300.00
60	10-Apr-18 FT18100CRFST	DAVID KARUGA KARANJA	88,000.00
61	10-Apr-18 FT18100FYX3N	GEORGE OTIENO OYIRO	91,000.00
62	10-Apr-18 FT181007ZN7P	BONFACE KARANJA WAGACHAKI	98,700.00
63	10-Apr-18 FT18100M4VWH	KANGORIA M RONNEY	100,800.00
64	10-Apr-18 FT18100L5L9T	PATRICK BUNDI GODFREY	103,700.00
65	10-Apr-18 FT1810064ZSZ	FRED OMUGA MOKUA	107,100.00
66	10-Apr-18 FT18100JXCPX	AMOS MUSAU NZYOKA	111,300.00
67	10-Apr-18 FT18100S0RLZ	RAHAB WAITHIRA NJUNGE	112,000.00
68	10-Apr-18 FT18100FG74C	NDEGE ALBERT OWUOR	112,000.00
69	10-Apr-18 FT18100SR61B	DANIEL WANJAU WANYIRI	123,200.00
70	10-Apr-18 FT18100GJGNN	CHRISTINE MWONGELI NZAI	123,200.00
71	10-Apr-18 FT181005ZY02	ERICK NYAMWAYA OMORO	128,000.00
72	10-Apr-18 FT18100QNLLR	CATHERINE MORAA MOGAKA	145,800.00
73	10-Apr-18 FT18100WV5WQ	JOACHIM M'IMARIA MBARUA	154,000.00
74	10-Apr-18 FT18100S6PW9	JOSEPH MUNYUA GATIMU	195,200.00
75	5-Jul-18 FT18186YSGH9	RENSON ISUTSA	70,125.00
76	5-Jul-18 FT18186PKKNF	GEORGE OTIENO OYIRO	153,900.00
77	5-Jul-18 FT18186ZTD9Y	AMOS MUSAU NZYOKA	306,800.00
78	5-Jul-18 FT18186WFAQH6	GILFORD OSINDE ANJILI	386,520.00
79	5-Jul-18 FT18186VMTNW	DANIEL WANJAU WANYIRI	518,050.00
80	11-Jul-18 FT18192FW2TG	MECHANICAL AND TRANSPORT FUND	153,400.00

TOTAL 11,194,131.00

Closing Balance **212,555,251.00**

PERIOD: FY 2016-2017

PAYMENTS

No.	Txn. Date	Reference No.	Transaction Details	Dr. Amount
1	5-Jul-16	FT16187Z8WVZ	JOSEPHINE MASINGU	45,000.00
2	5-Jul-16	FT16187GV90W	FAITH CHEPKORIR KIBOS	45,000.00
3	5-Jul-16	FT16187154WY	RAHAB WAITHIRA NJUNGE	45,000.00
4	5-Jul-16	FT16187R9LQ5	BEATRICE EMILY WAGONGO	45,000.00
5	5-Jul-16	FT161872012W	JOSEPH GITHITHO MACHARIA	50,800.00
6	5-Jul-16	FT16187ZNDGB	SIMON GIKONYO WAHOME	62,500.00
7	5-Jul-16	FT16187N0J8W	DANIEL MUTHII NJERU	62,500.00
8	5-Jul-16	FT16187XDW33	JOACHIM M'IMARIA MBARUA	93,750.00
9	5-Jul-16	FT16187KTTH2	ISAAC KEVERENGE MUGAMANGI	100,500.00
10	5-Jul-16	FT16187WGCP7	GEORGE SAMMY OGUTU	115,500.00
11	5-Jul-16	FT161879CJMG	LYDIA CHEMTAI MBISHAI	125,900.00
12	5-Jul-16	FT16187KGSBL	HILLARY KIPROTICH CHEROP	159,600.00
16	10-Oct-16	FT16284KXKNG	STELLAH MUTHONI WAMBUI	62,800.00
17	10-Oct-16	FT16284VD3Z2	JOSEPH WANJOHI MBUMBUI	63,125.00
18	10-Oct-16	FT16284PN2XT	BEATRICE EMILY WAGONGO	67,200.00
19	10-Oct-16	FT16284HWG3Y	MICHAEL MWAURA MBUU	77,200.00
20	10-Oct-16	FT162840YL6H	PETER KIARIE	104,500.00
21	10-Oct-16	FT16284NQ1MG	AMOS MUSAU NZYOKA	122,075.00
22	10-Oct-16	FT16284M84F8	NJOROGE JOHN MBITU	130,500.00
23	10-Oct-16	FT16284XN0C6	RAHAB WACHUKA KIHARA	133,900.00
24	10-Oct-16	FT162843NW0W	HILLARY KIPROTICH CHEROP	157,350.00
25	10-Oct-16	FT16284JXW6K	JOSEPH WANJOHI MBUMBUI	157,675.00
26	10-Oct-16	FT16284896TT	DANIEL WANJAU WANYIRI	175,500.00
29	3-Nov-16	FT16308PQQR5	STELLAMARIS TWILI MATHILA	54,000.00
30	3-Nov-16	FT16308GVQMY	RACHAEL NDUNGE KIVUVA	54,000.00
31	3-Nov-16	FT163081WG2Z	MATHEW OBWOGI ONDIEKI	54,000.00
32	3-Nov-16	FT16308B5HTF	JOSEPH GITHITHO MACHARIA	72,500.00
33	3-Nov-16	FT16308XRS37	ESTHER EMMY OWANO AMIMO	75,000.00
34	3-Nov-16	FT16308BTT3B	JOSEPH WANJOHI MBUMBUI	75,000.00
35	3-Nov-16	FT16308XQFXQ	LYDIA ANANGWE MANG'ULA	76,700.00
36	3-Nov-16	FT16308L82Z3	LAWRENCE WAWERU KIMANI	77,400.00
37	3-Nov-16	FT16308DBQYD	KANGORIA M RONNEY	78,000.00
38	3-Nov-16	FT16308VRGFL	NDEGE ALBERT OWUOR	105,000.00
39	3-Nov-16	FT16308RT8KW	JOSEPH MUNYUA GATIMU	112,500.00
40	3-Nov-16	FT16308MT9JX	MOSES MUHU MWAURA	112,500.00
41	3-Nov-16	FT163088XYWL	LUCY WANJA GAKUANYI	113,400.00
42	3-Nov-16	FT16308615Z8	IRENE WAGITWE GICHIRA	126,000.00
43	3-Nov-16	FT16308T90NL	FAITH CHEPKORIR KIBOS	126,000.00
44	3-Nov-16	FT163083RT03	PETER MOCHOGE MAGETO	131,550.00
45	3-Nov-16	FT16308RWXGN	HESTON RIOBA OUKO	145,500.00
46	3-Nov-16	FT16308TVF3M	LYDIA CHEMTAI MBISHAI	159,000.00
47	3-Nov-16	FT16308S843J	JOSEPH BOSIRE MARANGA	162,200.00
48	3-Nov-16	FT163082P3KF	STELLAH MUTHONI WAMBUI	165,150.00
49	3-Nov-16	FT16308JL956	GILFORD OSINDE ANJILI	172,650.00
50	3-Nov-16	FT16308C7QVH	JOSEPHINE MASINGU	173,200.00
51	3-Nov-16	FT16308DT5F1	JAMES NGUGI KIIYURU	174,900.00
52	3-Nov-16	FT1630855P3J	NDANYO MUKHWANA WAFULA	181,400.00
53	3-Nov-16	FT16308QYXW1	RAHAB WAITHIRA NJUNGE	189,000.00
54	3-Nov-16	FT16308P8S56	FREDRICK KIRONGOTHI MACHARIA	202,500.00
55	3-Nov-16	FT1630844Y1J	DANIEL MUTHII NJERU	210,000.00

56	3-Nov-16	FT16308GJSMZ	NJOROGE JOHN MBITU	210,000.00
57	3-Nov-16	FT1630859SQ2	SIMON GIKONYO WAHOME	218,000.00
58	3-Nov-16	FT1630816C65	JOACHIM M'IMARIA MBARUA	226,800.00
59	3-Nov-16	FT163085VT2X	CHARLES MWENDA MURIUKI	252,000.00
60	3-Nov-16	FT16308BD9PF	ISAAC OUKO OBOKO	254,700.00
61	3-Nov-16	FT163083T1SM	NICHOLAS MWANIKI GATHONI	275,500.00
62	3-Nov-16	FT16308H1SV3	MARK OMIENO OKACH	275,625.00
63	3-Nov-16	FT16308CLXHK	MICHAEL MWAURA MBUU	285,400.00
64	3-Nov-16	FT16308VQP2J	ISAAC KEVERENGE MUGAMANGI	312,200.00
65	3-Nov-16	FT16308HGDCG	GEOIGE SAMMY OGUTU	315,450.00
66	3-Nov-16	FT1630801PQZ	PETER KIARIE	317,300.00
68	14-Dec-16	FT16349SXVHS	SIMON WAIRIUKO NJOROGE	38,500.00
69	14-Dec-16	FT163492G3KN	BEATRICE EMILY WAGONO	53,900.00
70	14-Dec-16	FT16349V3GHQ	AGGIEY KIGALI MALONGO	53,900.00
71	14-Dec-16	FT163497SCZ6	WINIFRED GUYA ODOL	53,900.00
72	14-Dec-16	FT16349JW4NB	SAMWEL OMONDI ATENG	69,700.00
73	14-Dec-16	FT163491LFYS	KENNETH KIRUJA KINOTI	77,050.00
74	14-Dec-16	FT16349R1Q9R	MICHAEL MWAURA MBUU	83,050.00
75	14-Dec-16	FT16349W8FPG	PATRICK BUNDI GODFREY	85,750.00
76	14-Dec-16	FT163498CDQ5	RAHAB WAITHIRA NJUNGE	92,400.00
77	14-Dec-16	FT16349QFD6F	JOHN KIPYEGON SOGOMO	115,500.00
78	14-Dec-16	FT16349DZMRP	DANIEL WANJAU WANYIRI	127,400.00
79	14-Dec-16	FT16349PCDDK	AMOS MUSAU NZYOKA	128,400.00
80	14-Dec-16	FT16349QH7SN	JOSEPH WANJOHI MBUMBUI	130,400.00
82	4-Jan-17	FT170041MRZC	Withholding Tax	18,000.00
83	4-Jan-17	FT17004N6T6C	Withholding Tax	31,034.50
84	5-Jan-17	FT17005RLR1K	cowitch investment limited	490,965.50
86	6-Jan-17	FT17006BX944	WANSARE IRENE NGURE	30,000.00
87	6-Jan-17	FT17006KRKSN	SIMON GIKONYO WAHOME	50,400.00
88	6-Jan-17	FT17006W75Y3	LUCY WANJA GAKUANYI	53,900.00
91	13-Jan-17	FT17013V80WK	WINIFRED GUYA ODOL	53,900.00
93	25-Jan-17	FT17025MTZ74	RAHAB WACHUKA KIHARA	77,050.00
94	25-Jan-17	FT170257V590	MAURICE OTIENO NDEDA	120,200.00
95	25-Jan-17	FT17025D10N4	NDEGE ALBERT OWUOR	136,400.00
97	27-Jan-17	FT17027QWWT6	KANGORIA M RONNEY	61,900.00
98	27-Jan-17	FT17027H5P5N	LAWRENCE WAWERU KIMANI	83,400.00
99	27-Jan-17	FT170272RVTL	GEOIGE SAMMY OGUTU	100,200.00
100	27-Jan-17	FT170270553C	PETER KIARIE	100,200.00
101	27-Jan-17	FT170272TNMJ	NJOROGE JOHN MBITU	100,200.00
102	27-Jan-17	FT17027F4J4S	ISAAC KEVERENGE MUGAMANGI	100,200.00
103	27-Jan-17	FT1702737GHT	DANIEL MUTHII NJERU	112,700.00
104	27-Jan-17	FT17027Q3WB7	JOACHIM M'IMARIA MBARUA	115,500.00
105	27-Jan-17	FT17027LZVXH	ISAAC OUKO OBOKO	117,300.00
106	27-Jan-17	FT170279CG50	FAITH CHEPKORIR KIBOS	140,700.00
107	27-Jan-17	FT17027T5M2P	JOSEPH MUNYUA GATIMU	156,400.00
108	27-Jan-17	FT17027NH920	NDANYO MUKHWANA WAFULA	199,600.00
110	10-Feb-17	FT170417QFJJ	JOSEPHINE MASINGU	37,800.00
111	10-Feb-17	FT17041VVQTD	RACHAEL NDUNGE KIVUVA	37,800.00
112	10-Feb-17	FT17041NDNCY	MATHEW OBWOGE ONDIEKI	37,800.00
113	10-Feb-17	FT17041R3XKG	LYDIA CHEMTAI MBISHAI	59,725.00
114	10-Feb-17	FT17041KHHWJ	LYDIA ANANGWE MANG'ULA	65,200.00
115	10-Feb-17	FT17041YQQD7	JOSEPH GITHITHO MACHARIA	68,400.00
116	10-Feb-17	FT17041H6J15	STELLAH MUTHONI WAMBUI	68,800.00
117	10-Feb-17	FT17041YNM72	MOSES MUHU MWAURA	84,000.00
119	6-Mar-17	FT17065CDYBG	HFSTON RIOBA OUKO	51,000.00

120	6-Mar-17 FT17065MRSSW	KENNEDY MULI MUSYOKA	53,100.00
121	6-Mar-17 FT17065J6CX1	STELLAMARIS TWILI MATHILA	71,400.00
122	6-Mar-17 FT17065SGLQM	BEATRICE EMILY WAGONGO	71,400.00
123	6-Mar-17 FT170653ZS22	PETER MOCHOGE MAGETO	81,400.00
124	6-Mar-17 FT17065XFZN2	GILFORD OSINDE ANJILI	96,900.00
125	6-Mar-17 FT17065FP6HY	SIMON GIKONYO WAHOME	119,000.00
126	6-Mar-17 FT17065655FM	NICHOLAS MWANIKI GATHONI	129,000.00
127	6-Mar-17 FT17065M6R8L	CHARLES MWENDA MURIUKI	142,800.00
128	6-Mar-17 FT17065RMJ22	DAVID KARUGA KARANJA	165,900.00
129	10-Mar-17 FT17069YWZ7S	KENYA NATIONAL HIGHWAYS AUTHORITY	28,184,598.20
130	16-Mar-17 FT17075SKMW6	TRFS Payments	30,000.00
131	16-Mar-17 FT170758M5JX	Outward RTGS Payment MT 103	51,724.15
132	17-Mar-17 FT170767LQDS	cowitch investment limited	818,275.85
133	21-Mar-17 FT17080GNRD6	JOSEPHINE KATHINA MBALUKA	18,900.00
134	21-Mar-17 FT17080TJ3HC	GEORGE OTIENO OYIRO	31,000.00
135	21-Mar-17 FT17080B48QC	JOSPHAT NDUNGO WANJOHI	37,800.00
136	21-Mar-17 FT170801Z8GC	AGGREY KIGALI MALONGO	37,800.00
137	21-Mar-17 FT170800RW4X	PATRICK BUNDI GODFREY	39,250.00
138	21-Mar-17 FT17080YY09Q	STEPHEN MURIUKI MUTHIKE	41,700.00
139	21-Mar-17 FT17080LK32G	BEATRICE EMILY WAGONGO	46,200.00
140	21-Mar-17 FT1708045F14	NGWILI BERNARD MULWA	46,200.00
141	21-Mar-17 FT170808VQD8	KENNETH KIRUJA KINOTI	50,550.00
142	21-Mar-17 FT1708090WX3	MICHAEL MWAURA MBUU	53,200.00
143	21-Mar-17 FT17080BJG8K	ESTHER EMMY OWANO AMIMO	63,000.00
144	21-Mar-17 FT17080555FT	NDEGE ALBERT OWUOR	63,000.00
145	21-Mar-17 FT170801B1H6	RAHAB WACHUKA KIHARA	64,450.00
146	21-Mar-17 FT17080S1W1Y	JOSEPH GITHITHO MACHARIA	67,350.00
147	21-Mar-17 FT17080HTTYX	AMOS MUSAU NZYOKA	72,000.00
148	21-Mar-17 FT1708064DNJ	MAURICE OTIENO NDEDA	75,600.00
149	21-Mar-17 FT1708004774	HILLARY KIPROTICH CHEROP	77,000.00
150	21-Mar-17 FT17080Z00V8	DANIEL WANJAU WANYIRI	77,000.00
151	21-Mar-17 FT170806PRC5	CATHERINE MORAA MOGAKA	77,000.00
152	21-Mar-17 FT170803QZHG	JOSEPH WANJOHI MBUMBUI	87,000.00
153	21-Mar-17 FT170803GRZM	PETER MULI MAKAU	89,000.00
154	21-Mar-17 FT17080C5TWD	JANE RUGURU NJUE	96,000.00
155	21-Mar-17 FT170801XJB6	ERICK NYAMWAYA OMORO	101,200.00
156	21-Mar-17 FT170808Z3NS	JOSEPH MUNYUA GATIMU	107,000.00
157	21-Mar-17 FT17080RT7L8	RAHAB WAITHIRA NJUNGE	119,000.00
158	21-Mar-17 FT17080HRWTB	JOSEPH BOSIRE MARANGA	120,600.00
159	21-Mar-17 FT170804HLYY	FREDRICK KIRONGOTHI MACHARIA	134,200.00
160	24-Mar-17 FT17083G8XH8	ELITE EARTHMOVERS LIMITED	11,546,695.90
161	24-Mar-17 FT17083YCYZK	ELITE EARTHMOVERS LIMITED	22,965,717.00
162	25-Apr-17 FT17115HOL5B	ELITE EARTHMOVERS LIMITED	629,819.80
163	25-Apr-17 FT17115X9WDW	ELITE EARTHMOVERS LIMITED	1,252,675.45
165	2-May-17 FT17122YX52K	IRENE WAGITWE GICHIRA	153,400.00
167	8-May-17 FT17128JDV51	MARGARET NDUKI MUTHOKA	29,400.00
168	8-May-17 FT17128YBR24	JOSEPHINE KATHINA MBALUKA	29,700.00
169	8-May-17 FT1712866HQB	SAMWEL OMONDI ATENG	37,900.00
170	8-May-17 FT171289Y0WG	AMOS MUSAU NZYOKA	43,400.00
171	8-May-17 FT171288N8HF	ERICK NYAMWAYA OMORO	46,000.00
172	8-May-17 FT17128B5G3P	SIMON GIKONYO WAHOME	53,000.00
173	8-May-17 FT17128N1NJC	JOSEPH WANJOHI MBUMBUI	56,900.00
174	8-May-17 FT17128XFLRT	STEPHEN MURIUKI MUTHIKE	60,900.00
175	8-May-17 FT17128XX96R	PETER MULI MAKAU	63,000.00
176	8-May-17 FT171284V7VT	DANIEL WANJAU WANYIRI	66,500.00

177	8-May-17	FT17128L5Q4F	MICHAEL MWAURA MBUU	67,200.00
184	13-Jun-17	FT17164KHPQ7	LYDIA CHEMTAI MBISHAI	49,000.00
185	13-Jun-17	FT171641WP16	SOFIA BARASA FWAMBA	49,000.00
186	13-Jun-17	FT17164M5S64	HUDSON MOGAKA	49,000.00
187	13-Jun-17	FT171640S3D4	LINUS RIUNGU MIRAUKO	49,000.00
188	13-Jun-17	FT171647F793	JOSEPH GITHITHO MACHARIA	69,900.00
189	13-Jun-17	FT17164FHB1R	CHRISTINE MWONGELI NZAI	70,000.00
190	13-Jun-17	FT171643MZRL	NDANYO MUKHWANA WAFULA	173,250.00
191	13-Jun-17	FT1716473JZY	NICHOLAS MWANIKI GATHONI	227,000.00
192	29-Jun-17	FT17180NQN3V	BONFACE KARANJA WAGACHAKI	59,450.00
193	29-Jun-17	FT171803XCXT	KANCORIA M RONNEY	108,300.00
194	29-Jun-17	FT1718048THY	HESTON RIOBA OUKO	114,600.00
195	29-Jun-17	FT171805MBCN	DAVID KARUGA KARANJA	117,600.00
196	29-Jun-17	FT17180WDQS4	IRENE WAGITWE GICHIRA	117,600.00
197	29-Jun-17	FT17180LORPD	FAITH CHEPKORIR KIBOS	117,600.00
198	29-Jun-17	FT17180845WM	PETER MOCHOGE MAGETO	130,800.00
199	29-Jun-17	FT17180PR363	LUCY WANJA GAKUANYI	132,300.00
200	29-Jun-17	FT17180YGVH1	STELLAMARIS TWILI MATHILA	146,800.00
201	29-Jun-17	FT171804Z868	GILFORD OSINDE ANJILI	164,850.00
202	29-Jun-17	FT17180YZQHL	LYDIA ANANGWE MANG'ULA	185,750.00
203	29-Jun-17	FT17180L86NJ	SIMON GIKONYO WAHOME	196,000.00
204	29-Jun-17	FT17180G4VT6	RAHAB WAITHIRA NJUNGE	196,000.00
205	29-Jun-17	FT171805KKVT	JOSEPH BOSIRE MARANGA	205,800.00
206	29-Jun-17	FT17180ZMC28	LAWRENCE WAWERU KIMANI	212,000.00
207	29-Jun-17	FT17180QXKQZ	JOSEPHINE MASINGU	214,800.00
208	29-Jun-17	FT1718040X25	FREDRICK KIRONGOTHI MACHARIA	222,400.00
209	29-Jun-17	FT171805CVT5	NJOROGE JOHN MBITU	226,800.00
210	29-Jun-17	FT17180BNMV9	ISAAC KEVERENGE MUGAMANGI	226,800.00
211	29-Jun-17	FT17180XN21R	PETER KIARIE	226,800.00
212	29-Jun-17	FT17180VZ4GD	DANIEL MUTHII NJERU	226,800.00
213	29-Jun-17	FT17180ZR89F	GEORGE SAMMY OGUTU	226,800.00
214	29-Jun-17	FT17180M4VQ2	MOSES MUHU MWAURA	235,200.00
215	29-Jun-17	FT1718038LSQ	ISAAC OUKO OBOKO	240,450.00
216	29-Jun-17	FT17180TBC1P	CHARLES MWENDA MURIUKI	283,500.00
217	29-Jun-17	FT17180F9Z5W	STELLAH MUTHONI WAMBUI	335,600.00
220	4-Jul-17	FT171856YKMQ	DAVID KARUGA KARANJA	37,800.00
221	4-Jul-17	FT171852W830	STELLAMARIS TWILI MATHILA	37,800.00
222	4-Jul-17	FT17185QMRNM	HESEON ELAMU KAMADI	37,800.00
223	4-Jul-17	FT17185XVB63	SIMON GIKONYO WAHOME	67,200.00
224	4-Jul-17	FT17185RG8H0	WILFRED OCHIENG GOSE	67,200.00
225	4-Jul-17	FT171852HCF1	ABDALLAH JUMA KULAH	84,000.00
226	4-Jul-17	FT17185DNST2	BENSON KAMAU GITHINJI	166,800.00

TOTAL 87,712,281.35

Closing Balance: **214,648,553.40**

FOREIGN BORROWINGS - EXCHEQUER DRAWDOWNS

CATEGORY	DATE	CONSULTANT	DESCRIPTION	AMOUNT
SDINFRA ADJUSTMENT	30-Jun-18	SARI Consulting Limited	BEING CAPTURE OF EXPENDITURE UNDER AIA OF KSH. OF KSH 12,312,142.50 TO SARI CONSULTING LTD FN 3&4 FOR	2,441,481.40
SDINFRA ADJUSTMENT	30-Jun-18	SARI Consulting Limited	BEING CAPTURE OF EXPENDITURE UNDER AIA OF KSH. OF KSH 12,312,142.50 TO SARI CONSULTING LTD FN 3&4 FOR	3,824,715.40
SDINFRA ADJUSTMENT	30-Jun-18	SARI Consulting Limited	BEING CAPTURE OF EXPENDITURE UNDER AIA OF KSH. OF KSH 12,312,142.50 TO SARI CONSULTING LTD FN 3&4 FOR	2,053,041.85
SDINFRA ADJUSTMENT	30-Jun-18	SARI Consulting Limited	BEING CAPTURE OF EXPENDITURE UNDER AIA OF KSH. OF KSH 12,312,142.50 TO SARI CONSULTING LTD FN 3&4 FOR	3,992,903.85
SDINFRA ADJUSTMENT	30-Jun-18	SARI Consulting Limited	BEING CAPTURE OF EXPENDITURE UNDER AIA OF KSH 9,525,681.55 TO SARI CONSULTING LTD FOR CONSULTANCY	1,279,290.70
SDINFRA ADJUSTMENT	30-Jun-18	SARI Consulting Limited	BEING CAPTURE OF EXPENDITURE UNDER AIA OF KSH 9,525,681.55 TO SARI CONSULTING LTD FOR CONSULTANCY	2,370,213.75
SDINFRA ADJUSTMENT	30-Jun-18	SARI Consulting Limited	BEING CAPTURE OF EXPENDITURE UNDER AIA OF KSH 9,525,681.55 TO SARI CONSULTING LTD FOR CONSULTANCY	2,427,538.40
SDINFRA ADJUSTMENT	30-Jun-18	SARI Consulting Limited	BEING CAPTURE OF EXPENDITURE UNDER AIA OF KSH 9,525,681.55 TO SARI CONSULTING LTD FOR CONSULTANCY	3,428,638.70
SDINFRA ADJUSTMENT	30-Jun-18	Abdul Mullick Associates Limited	BEING CAPTURE OF EXPENDITURE UNDER AIA OF KSH. 18,897,579.35 TO ABDUL MULICK ASSOCIATES FOR CONSULTANCY	12,579,011.65
SDINFRA ADJUSTMENT	30-Jun-18	Abdul Mullick Associates Limited	BEING CAPTURE OF EXPENDITURE UNDER AIA OF KSH. 18,897,579.35 TO ABDUL MULICK ASSOCIATES FOR CONSULTANCY	6,318,467.70
TOTAL				40,715,403.40




PROCEEDS FROM FOREIGN GRANTS

CATEGORY	DATE	PAYEE	DESCRIPTION	AMOUNT
SDINFRA ADJUSTMENT	23-Sep-17	Donwoods Company Limited	BEING AIA OF 8111782.70 DUE TO DONWOODS COMPANY Ltd No 18 FOR 75%	8,111,782.70
SDINFRA ADJUSTMENT	8-Mar-18	Hydroarch SRL Consulting Engineers	BEING CAPTURE OF EXPENDITURE UNDER AIA OF KSH 30,125,473 PAYABLE TO	30,125,473.70
SDINFRA ADJUSTMENT	30-Jun-18	Hydroarch SRL Consulting Engineers	BEING AIA OF KSH 36541153.00 DUE TO HYDROARCH S.R.L Consulting Engineers FOR	36,541,153.00
SDINFRA ADJUSTMENT	30-Jun-18	Impresa Maltauro Costruzioni	BEING AIA OF KSH 24727075.60 DUE TO IMPRESA MALTAURO COSTRUZIONI	24,727,075.60
SDINFRA ADJUSTMENT	15-Aug-17	Gulsan Insaat Sanayi Turizm	BEING CAPTURE OF EXPENDITURE UNDER AIA PAYABLE TO GULSAN INSAAT SANAYI	123,545,807.40
SDINFRA ADJUSTMENT	5-Sep-17	Gulsan Insaat Sanayi Turizm	BEING CAPTURE OF EXPENDITURE UNDER AIA PAYABLE TO GULSAN INSAAT SANAYI	22,462,637.20
SDINFRA ADJUSTMENT	7-Nov-17	HP Gauff Ingenieure GmbH&Co JBG	BEING CAPTURE OF EXPENDITURE UNDER AIA OF KSH 38,212,600.00 TO HP GAUFF	38,212,600.00
SDINFRA ADJUSTMENT	28-Mar-18	Gulsan Insaat Sanayi Turizm	BEING CAPTURE OF EXPENDITURE UNDER AIA OF KSH 96,998,203.65 TO GULSAN INSAAT	96,998,203.65
SDINFRA ADJUSTMENT	8-Nov-17	NTU International AIS Havnepromnade	BEING CAPTURE OF EXPENDITURE UNDER AIA OF KSH 36,914,580.00 TO NTU	36,914,580.00
SDINFRA ADJUSTMENT	30-Sep-17	Reynolds Construction CO. NIG Ltd	BEING CAPTURE OF EXPENDITURE UNDER AIA OF KSH 81,188,567.13 PAYABLE TO	81,188,567.15
SDINFRA ADJUSTMENT	31-Oct-17	Egis International	BEING CAPTURE OF EXPENDITURE UNDER AIA OF KSH 41,220,571.80 TO EGIS	41,220,571.80
SDINFRA ADJUSTMENT	13-Nov-17	Reynolds Construction CO. NIG Ltd	BEING CAPTURE OF EXPENDITURE UNDER AIA OF KSHs 65,304,885.20 PAYABLE TO	65,304,885.20
SDINFRA ADJUSTMENT	19-Jan-18	Reynolds Construction CO. NIG Ltd	BEING AIA OF 30429785.41 DUE TO REYNOLDS CONSTRUCTION Co. (NIG) Ltd FOR	30,429,785.40
SDINFRA ADJUSTMENT	31-Jan-18	Reynolds Construction CO. NIG Ltd	BEING CAPTURE OF EXPENDITURE UNDER AIA OF KSH 66,836,997.10 TO REYNOLDS	66,836,997.10
SDINFRA ADJUSTMENT	20-Jun-18	Reynolds Construction CO. NIG Ltd	BEING CAPTURE OF EXPENDITURE UNDER AIA OF KSH 30,678,848.64 TO REYNOLDS	30,678,848.65
SDINFRA ADJUSTMENT	30-Jun-18	Reynolds Construction CO. NIG Ltd	BEING CAPTURE OF EXPENDITURE UNDER AIA OF KSH 44,350,633.12 TO REYNOLDS	44,350,633.10
SDINFRA ADJUSTMENT	31-May-18	H. Young & Co EA Ltd	BEING CAPTURE OF EXPENDITURE UNDER AIA OF KSH 20,796,685.35 TO H. YOUNG & CO	20,796,685.35
SDINFRA ADJUSTMENT	31-Jul-17	Coastal Kenya Enterprises Limited	BEING CAPTURE OF EXPENDITURE UNDER AIA PAYABLE TO COASTAL KENYA	9,083,140.30

SDINFRA ADJUSTMENT	17-Aug-17	Coastal Kenya Enterprises Limited	BEING CAPTURE OF EXPENDITURE UNDER AIA OF KSH 24,976,066.60 PAYABLE TO	24,978,086.60
SDINFRA ADJUSTMENT	17-Aug-17	Coastal Kenya Enterprises Limited	BEING CAPTURE OF EXPENDITURE UNDER AIA OF KSH 7,763,068.34 PAYABLE TO	7,763,068.35
SDINFRA ADJUSTMENT	17-Aug-17	Coastal Kenya Enterprises Limited	BEING CAPTURE OF EXPENDITURE UNDER AIA OF KSH 20,786,343.63 PAYABLE TO	20,786,343.65
SDINFRA ADJUSTMENT	21-Aug-17	Westbuild General Contractors Limited	BEING CAPTURE OF EXPENDITURE UNDER AIA OF KSH 7,272,170.20 PAYABLE TO	7,272,170.20
SDINFRA ADJUSTMENT	29-Aug-17	Nicholas O'Dwyer & Co Limited	BEING CAPTURE OF EXPENDITURE UNDER AIA OF KSH 28,178,519.31 PAYABLE TO	28,178,519.30
SDINFRA ADJUSTMENT	30-Sep-17	Westbuild General Contractors Limited	BEING CAPTURE OF EXPENDITURE UNDER AIA OF KSH 9,612,581.07 PAYABLE TO	9,612,581.05
SDINFRA ADJUSTMENT	13-Nov-17	Nariana enterprises/Kabuito	BEING CAPTURE OF EXPENDITURE UNDER AIA PAYABLE TO NARIANA ENTERPRISE LTD	29,945,398.20
SDINFRA ADJUSTMENT	13-Nov-17	Westbuild General Contractors Limited	BEING CAPTURE OF EXPENDITURE UNDER AIA PAYABLE TO WESTBUILD GENERAL CON.	13,183,681.95
SDINFRA ADJUSTMENT	30-Nov-17	Westbuild General Contractors Limited	BEING CAPTURE OF EXPENDITURE UNDER AIA OF KSH 9,112,615.73 TO WESTBUILD GEN	9,112,615.75
SDINFRA ADJUSTMENT	16-Jan-18	Westbuild General Contractors Limited	BEING CAPTURE OF EXPENDITURE UNDER AIA OF KSH 6,968,731.52 TO WESTBUILD	6,968,731.50
SDINFRA ADJUSTMENT	16-Jan-18	Coastal Kenya Enterprises Limited	BEING CAPTURE OF EXPENDITURE UNDER AIA OF KSH 14,834,471.49 TO COASTAL	14,834,471.50
SDINFRA ADJUSTMENT	16-Jan-18	Nariana enterprises/Kabuito	BEING CAPTURE OF EXPENDITURE UNDER AIA OF KSH 25,827,481.99 PAYABLE TO	25,827,482.00
SDINFRA ADJUSTMENT	29-Jan-18	Nariana enterprises/Kabuito	BEING CAPTURE OF EXPENDITURE UNDER AIA OF KSH 23,965,286.65 TO NARIANA ENT	23,965,286.65
SDINFRA ADJUSTMENT	22-Mar-18	Westbuild General Contractors Limited	BEING CAPTURE OF EXPENDITURE UNDER AIA OF KSH 10,434,486.07 TO WESTBUILD	10,434,486.05
SDINFRA ADJUSTMENT	14-May-18	Nariana enterprises/Kabuito	BEING CAPTURE OF EXPENDITURE UNDER AIA OF KSH 20,607,463.55 TO NARIANA	3,156,888.05
SDINFRA ADJUSTMENT	14-May-18	Nariana enterprises/Kabuito	BEING CAPTURE OF EXPENDITURE UNDER AIA OF KSH 20,607,463.55 TO NARIANA	17,450,575.50
SDINFRA ADJUSTMENT	14-May-18	Westbuild General Contractors Limited	BEING CAPTURE OF EXPENDITURE UNDER AIA OF KSH 8,543,437.25 TO WESTBUILD GEN	1,308,781.90
SDINFRA ADJUSTMENT	14-May-18	Westbuild General Contractors Limited	BEING CAPTURE OF EXPENDITURE UNDER AIA OF KSH 8,543,437.25 TO WESTBUILD GEN	7,234,655.35
SDINFRA ADJUSTMENT	14-May-18	Westbuild General Contractors Limited	BEING CAPTURE OF EXPENDITURE UNDER AIA OF KSH 4,905,614.90 TO WESTBUILD	4,154,116.45
SDINFRA ADJUSTMENT	14-May-18	Westbuild General Contractors Limited	BEING CAPTURE OF EXPENDITURE UNDER AIA OF KSH 4,905,614.90 TO WESTBUILD	751,498.45

SDINIFRA ADJUSTMENT	12-Jun-18	Nicholas O'Dwyer & Co Limited	BEING CAPTURE OF EXPENDITURE UNDER AIA OF KSH 32,436,995.08 TO NICHOLAS	32,436,995.10
SDINIFRA ADJUSTMENT	30-Jun-18	Coastal Kenya Enterprises Limited	BEING CAPTURE OF EXPENDITURE UNDER AIA OF KSH 13,760,606.02 TO COASTAL	13,760,606.00
TOTAL				1,120,646,466.85



SDINFRRA ADJUSTMENT	Zhongmei Engineering Group Ltd	BEING CAPTURE OF EXPENDITURE UNDER	58,338,759.00
SDINFRA ADJUSTMENT	Zhongmei Engineering Group Ltd	BEING CAPTURE OF EXPENDITURE UNDER	6,765,663.40
SDINFRA ADJUSTMENT	Zhongmei Engineering Group Ltd	BEING CAPTURE OF EXPENDITURE UNDER	23,931,801.40
SDINFRA ADJUSTMENT	Zhongmei Engineering Group Ltd	BEING CAPTURE OF EXPENDITURE UNDER	4,223,259.00
SDINFRA ADJUSTMENT	Zhongmei Engineering Group Ltd	BEING PAYMENT OF EXPENDITURE UNDER	35,392,253.00
SDINFRA ADJUSTMENT	Zhongmei Engineering Group Ltd	BEING CAPTURE OF EXPENDITURE UNDER	16,590,715.80
SDINFRA ADJUSTMENT	Zhongmei Engineering Group Ltd	BEING CAPTURE OF EXPENDITURE UNDER	13,647,288.60
SDINFRA ADJUSTMENT	Zhongmei Engineering Group Ltd	BEING CAPTURE OF EXPENDITURE UNDER	11,753,697.90
SDINFRA ADJUSTMENT	Zhongmei Engineering Group Ltd	BEING CAPTURE OF EXPENDITURE UNDER	14,914,727.90
SDINFRA ADJUSTMENT	Zhongmei Engineering Group Ltd	BEING CAPTURE OF EXPENDITURE UNDER	2,632,010.70
SDINFRA ADJUSTMENT	Zhongmei Engineering Group Ltd	BEING PAYMENT OF EXPENDITURE UNDER	53,743,791.30
SDINFRA ADJUSTMENT	Zhongmei Engineering Group Ltd	BEING CAPTURE OF EXPENDITURE UNDER	25,193,308.90
SDINFRA ADJUSTMENT	Zhongmei Engineering Group Ltd	BEING CAPTURE OF EXPENDITURE UNDER	20,723,661.25
SDINFRA ADJUSTMENT	Zhongmei Engineering Group Ltd	BEING CAPTURE OF EXPENDITURE UNDER	17,848,207.95
SDINFRA ADJUSTMENT	Katahira and Engineers Limited	BEING PAYMENT OF EXPENDITURE UNDER	27,358,061.75
SDINFRA ADJUSTMENT	China Civil Engineering Construction	BEING AIA OF 141145802.46 DUE TO CHINA	141,145,802.40
SDINFRA ADJUSTMENT	Katahira and Engineers Limited	BEING CAPTURE OF EXPENDITURE UNDER	23,678,401.90
SDINFRA ADJUSTMENT	Katahira and Engineers Limited	BEING AIA OF 21572829.85 DUE TO KATAHIRA	21,572,829.85
SDINFRA ADJUSTMENT	China Civil Engineering Construction	BEING CAPTURE OF EXPENDITURE UNDER	146,481,627.00
SDINFRA ADJUSTMENT	China Civil Engineering Construction	BEING CAPTURE OF EXPENDITURE UNDER	94,499,945.40
SDINFRA ADJUSTMENT	Katahira and Engineers Limited	BEING CAPTURE OF EXPENDITURE UNDER	18,636,344.30
SDINFRA ADJUSTMENT	China Civil Engineering Construction	BEING CAPTURE OF EXPENDITURE UNDER	164,579,514.80
SDINFRA ADJUSTMENT	Katahira and Engineers Limited	BEING CAPTURE OF EXPENDITURE UNDER	19,350,693.60
SDINFRA ADJUSTMENT	Katahira and Engineers Limited	BEING AIA OF 19512810.70 DUE TO KATAHIRA	19,512,810.70
SDINFRA ADJUSTMENT	Katahira and Engineers Limited	BEING AIA DUE TO KATAHIRA & ENGINEERS	20,491,673.30
SDINFRA ADJUSTMENT	China Civil Engineering Construction	BEING CAPTURE OF EXPENDITURE UNDER	283,482,232.10

SDINFRA ADJUSTMENT	Katahira and Engineers Limited	BEING CAPTURE OF EXPENDITURE UNDER	13,925,177.20
SDINFRA ADJUSTMENT	Katahira and Engineers Limited	BEING CAPTURE OF EXPENDITURE UNDER	14,015,527.20
SDINFRA ADJUSTMENT	Katahira and Engineers Limited	BEING CAPTURE OF EXPENDITURE UNDER	39,605,907.60
SDINFRA ADJUSTMENT	Katahira and Engineers Limited	BEING CAPTURE OF EXPENDITURE UNDER	18,277,804.30
SDINFRA ADJUSTMENT	SMEC Intl JV Kiri Consultants	BEING AIA OF 38828556.85 DUE TO SMEC	38,828,556.85
SDINFRA ADJUSTMENT	SMEC Intl JV Kiri Consultants	BEING AIA OF 37542417 DUE TO SMEC INTER	37,542,417.00
SDINFRA ADJUSTMENT	Intercontinental Consultants &	BEING CAPTURE OF EXPENDITURE UNDER	38,321,801.30
SDINFRA ADJUSTMENT	Coertec Systems and Solutions	BEING CAPTURE OF EXPENDITURE UNDER	19,355,777.45
SDINFRA ADJUSTMENT	University of Enterprises and Services	BEING CAPTURE OF EXPENDITURE UNDER	30,040,473.60
SDINFRA ADJUSTMENT	SMEC International PTY	BEING CAPTURE OF EXPENDITURE UNDER	29,016,395.25
SDINFRA ADJUSTMENT	SMEC International PTY	BEING CAPTURE OF EXPENDITURE UNDER	28,057,485.20
SDINFRA ADJUSTMENT	University of Enterprises and Services	BEING CAPTURE OF EXPENDITURE UNDER	30,040,473.60
SDINFRA ADJUSTMENT	Furniture Elegance	BEING CAPTURE OF EXPENDITURE UNDER	5,202,525.10
SDINFRA ADJUSTMENT	University of Enterprises and Services	BEING AIA OF 30040473.60 DUE TO	30,040,473.60
SDINFRA ADJUSTMENT	China National Overseas Engineering	BEING CAPTURE OF EXPENDITURE UNDER	146,840,189.80
SDINFRA ADJUSTMENT	China National Overseas Engineering	BEING CAPTURE OF EXPENDITURE UNDER	136,716,107.70
SDINFRA ADJUSTMENT	China National Overseas Engineering	BEING CAPTURE OF EXPENDITURE UNDER	174,143,631.60
SDINFRA ADJUSTMENT	China National Overseas Engineering	BEING CAPTURE OF EXPENDITURE UNDER	189,402,196.00
SDINFRA ADJUSTMENT	China National Overseas Engineering	BEING CAPTURE OF EXPENDITURE UNDER	227,417,064.45
SDINFRA ADJUSTMENT	China National Overseas Engineering	BEING CAPTURE OF EXPENDITURE UNDER	141,132,310.55
SDINFRA ADJUSTMENT	China National Overseas Engineering	BEING CAPTURE OF EXPENDITURE UNDER	283,950,079.50
SDINFRA ADJUSTMENT	HP Gauff Ingenieure GmbH JBG & CO	BEING CAPTURE OF EXPENDITURE AIA OF KS	146,369,680.75
SDINFRA ADJUSTMENT	China National Overseas Engineering	BEING CAPTURE OF EXPENDITURE UNDER	115,083,997.00
SDINFRA ADJUSTMENT	China National Overseas Engineering	BEING CAPTURE OF EXPENDITURE UNDER	168,053,284.90
SDINFRA ADJUSTMENT	China National Overseas Engineering	BEING CAPTURE OF EXPENDITURE UNDER	224,278,522.40
SDINFRA ADJUSTMENT	HP Gauff Ingenieure GmbH JBG & CO	BEING CAPTURE OF EXPENDITURE UNDER	6,587,511.20

SDINFRA ADJUSTMENT	HP Gauff Ingenieure GmbH JBG & CO	BEING CAPTURE OF EXPENDITURE UNDER	5,519,436.70
SDINFRA ADJUSTMENT	HP Gauff Ingenieure GmbH JBG & CO	BEING CAPTURE OF EXPENDITURE UNDER	5,378,482.30
SDINFRA ADJUSTMENT	HP Gauff Ingenieure GmbH JBG & CO	BEING CAPTURE OF EXPENDITURE UNDER	6,688,723.50
SDINFRA ADJUSTMENT	SBI International Holdings AG	BEING CAPTURE OF EXPENDITURE UNDER	37,613,915.60
SDINFRA ADJUSTMENT	Intercontinental Consultants &	BEING CAPTURE OF EXPENDITURE UNDER	11,867,427.20
SDINFRA ADJUSTMENT	Intercontinental Consultants &	BEING CAPTURE OF EXPENDITURE UNDER	12,557,416.00
SDINFRA ADJUSTMENT	Intercontinental Consultants &	BEING CAPTURE OF EXPENDITURE UNDER	12,280,608.00
SDINFRA ADJUSTMENT	Intercontinental Consultants &	BEING CAPTURE OF EXPENDITURE UNDER	1,025,949.15
SDINFRA ADJUSTMENT	SBI International Holdings AG	BEING CAPTURE OF EXPENDITURE UNDER	54,587,613.00
SDINFRA ADJUSTMENT	Intercontinental Consultants &	BEING CAPTURE OF EXPENDITURE UNDER	8,876,682.60
SDINFRA ADJUSTMENT	SBI International Holdings AG	BEING CAPTURE OF EXPENDITURE UNDER	17,500,400.00
SDINFRA ADJUSTMENT	SBI International Holdings AG	BEING CAPTURE OF EXPENDITURE UNDER	35,531,114.70
SDINFRA ADJUSTMENT	SBI International Holdings AG	BEING CAPTURE OF EXPENDITURE UNDER	70,475,019.00
SDINFRA ADJUSTMENT	SBI International Holdings AG	BEING CAPTURE OF EXPENDITURE UNDER	34,711,576.40
SDINFRA ADJUSTMENT	Intercontinental Consultants &	BEING CAPTURE OF EXPENDITURE UNDER	4,824,469.70
SDINFRA ADJUSTMENT	Intercontinental Consultants &	BEING CAPTURE OF EXPENDITURE UNDER	8,101,687.90
SDINFRA ADJUSTMENT	Jiangxi Zhongmei Engineering Co. Ltd	BEING CAPTURE OF EXPENDITURE UNDER	156,615,937.20
SDINFRA ADJUSTMENT	Egis International	BEING CAPTURE OF EXPENDITURE UNDER	29,537,915.35
SDINFRA ADJUSTMENT	Egis International	BEING CAPTURE OF EXPENDITURE UNDER	19,069,176.10
SDINFRA ADJUSTMENT	Egis International	BEING CAPTURE OF EXPENDITURE UNDER	15,959,706.50
SDINFRA ADJUSTMENT	Jiangxi Zhongmei Engineering Co. Ltd	BEING CAPTURE OF EXPENDITURE UNDER	9,001,144.80
SDINFRA ADJUSTMENT	Egis International	BEING CAPTURE OF EXPENDITURE UNDER	429,493,568.20
SDINFRA ADJUSTMENT	Jiangxi Zhongmei Engineering Co. Ltd	BEING CAPTURE OF EXPENDITURE UNDER	7,601,923.10
SDINFRA ADJUSTMENT	Jiangxi Zhongmei Engineering Co. Ltd	BEING CAPTURE OF EXPENDITURE UNDER	299,807,568.60
SDINFRA ADJUSTMENT	Jiangxi Zhongmei Engineering Co. Ltd	BEING CAPTURE OF EXPENDITURE UNDER	265,866,021.50
SDINFRA ADJUSTMENT	Jiangxi Zhongmei Engineering Co. Ltd	BEING CAPTURE OF EXPENDITURE UNDER	158,616,054.00

SDINFRA ADJUSTMENT	Jiangxi Zhongmei Engineering Co. Ltd	BEING CAPTURE OF EXPENDITURE UNDER	46,510,270.40
SDINFRA ADJUSTMENT	Egis International	BEING CAPTURE OF EXPENDITURE UNDER	7,664,417.10
SDINFRA ADJUSTMENT	Jiangxi Zhongmei Engineering Co. Ltd	BEING CAPTURE OF EXPENDITURE UNDER	61,617,113.45
SDINFRA ADJUSTMENT	Jiangxi Zhongmei Engineering Co. Ltd	BEING CAPTURE OF EXPENDITURE UNDER	99,662,578.40
SDINFRA ADJUSTMENT	Jiangxi Zhongmei Engineering Co. Ltd	BEING CAPTURE OF EXPENDITURE UNDER	108,786,806.70
SDINFRA ADJUSTMENT	Jiangxi Zhongmei Engineering Co. Ltd	BEING CAPTURE OF EXPENDITURE UNDER	108,921,891.40
SDINFRA ADJUSTMENT	Egis International	BEING CAPTURE OF EXPENDITURE UNDER	5,017,653.60
SDINFRA ADJUSTMENT	Egis International	BEING CAPTURE OF EXPENDITURE UNDER	5,820,383.15
SDINFRA ADJUSTMENT	Egis International	BEING CAPTURE OF EXPENDITURE UNDER	5,823,271.60
SDINFRA ADJUSTMENT	Egis International	BEING CAPTURE OF EXPENDITURE UNDER	6,454,252.45
SDINFRA ADJUSTMENT	Jiangxi Zhongmei Engineering Co. Ltd	BEING CAPTURE OF EXPENDITURE UNDER	64,349,074.10
SDINFRA ADJUSTMENT	Jiangxi Zhongmei Engineering Co. Ltd	BEING CAPTURE OF EXPENDITURE UNDER	83,598,350.35
SDINFRA ADJUSTMENT	Jiangxi Zhongmei Engineering Co. Ltd	BEING CAPTURE OF EXPENDITURE UNDER	57,710,629.30
SDINFRA ADJUSTMENT	Jiangxi Zhongmei Engineering Co. Ltd	BEING CAPTURE OF EXPENDITURE UNDER	16,758,769.80
SDINFRA ADJUSTMENT	Jiangxi Zhongmei Engineering Co. Ltd	BEING CAPTURE OF EXPENDITURE UNDER	21,844,357.00
SDINFRA ADJUSTMENT	Egis International	BEING CAPTURE OF EXPENDITURE UNDER	5,945,757.90
SDINFRA ADJUSTMENT	Jiangxi Zhongmei Engineering Co. Ltd	BEING CAPTURE OF EXPENDITURE UNDER	70,190,911.05
SDINFRA ADJUSTMENT	Jiangxi Zhongmei Engineering Co. Ltd	BEING CAPTURE OF EXPENDITURE UNDER	19,673,884.75
SDINFRA ADJUSTMENT	Jiangxi Zhongmei Engineering Co. Ltd	BEING CAPTURE OF EXPENDITURE UNDER	26,360,339.90
SDINFRA ADJUSTMENT	Jiangxi Zhongmei Engineering Co. Ltd	BEING CAPTURE OF EXPENDITURE UNDER	15,392,787.15
SDINFRA ADJUSTMENT	Jiangxi Zhongmei Engineering Co. Ltd	BEING CAPTURE OF EXPENDITURE UNDER	25,494,117.75
SDINFRA ADJUSTMENT	Jiangxi Zhongmei Engineering Co. Ltd	BEING CAPTURE OF EXPENDITURE UNDER	60,242,729.25
SDINFRA ADJUSTMENT	Egis International	BEING CAPTURE OF EXPENDITURE UNDER	377,854.00
SDINFRA ADJUSTMENT	Egis International	BEING CAPTURE OF EXPENDITURE UNDER	6,175,308.90
SDINFRA ADJUSTMENT	Jiangxi Zhongmei Engineering Co. Ltd	BEING CAPTURE OF EXPENDITURE UNDER	14,960,164.70
SDINFRA ADJUSTMENT	Jiangxi Zhongmei Engineering Co. Ltd	BEING CAPTURE OF EXPENDITURE UNDER	11,175,867.00

SDINFRA ADJUSTMENT	Jiangxi Zhongmei Engineering Co., Ltd	BEING CAPTURE OF EXPENDITURE UNDER	39,824,693.50
SDINFRA ADJUSTMENT	Egis International	BEING CAPTURE OF EXPENDITURE UNDER	482,004.45
SDINFRA ADJUSTMENT	Egis International	BEING CAPTURE OF EXPENDITURE UNDER	5,938,827.20
SDINFRA ADJUSTMENT	China Railway 21st Bureau Group	BEING CAPTURE OF EXPENDITURE UNDER	140,509,738.50
SDINFRA ADJUSTMENT	China Railway 21st Bureau Group	BEING CAPTURE OF EXPENDITURE UNDER	118,073,326.10
SDINFRA ADJUSTMENT	China Railway 21st Bureau Group	BEING CAPTURE OF EXPENDITURE UNDER	125,468,203.30
SDINFRA ADJUSTMENT	Egis International	BEING CAPTURE OF EXPENDITURE UNDER	7,020,185.80
SDINFRA ADJUSTMENT	Egis International	BEING CAPTURE OF EXPENDITURE UNDER	7,528,498.10
SDINFRA ADJUSTMENT	China Railway 21st Bureau Group	BEING CAPTURE OF EXPENDITURE UNDER	118,717,257.70
SDINFRA ADJUSTMENT	China Railway 21st Bureau Group	BEING CAPTURE OF EXPENDITURE UNDER	48,440,833.50
SDINFRA ADJUSTMENT	China Railway 21st Bureau Group	BEING CAPTURE OF EXPENDITURE UNDER	67,754,780.30
SDINFRA ADJUSTMENT	China Railway 21st Bureau Group	BEING CAPTURE OF EXPENDITURE UNDER	102,381,459.10
SDINFRA ADJUSTMENT	Egis International	BEING CAPTURE OF EXPENDITURE UNDER	15,616,852.10
SDINFRA ADJUSTMENT	China Railway 21st Bureau Group	BEING CAPTURE OF EXPENDITURE UNDER	182,081,875.60
SDINFRA ADJUSTMENT	Egis International	BEING CAPTURE OF EXPENDITURE UNDER	4,826,839.05
SDINFRA ADJUSTMENT	Egis International	BEING CAPTURE OF EXPENDITURE UNDER	3,435,710.40
SDINFRA ADJUSTMENT	Egis International	BEING CAPTURE OF EXPENDITURE UNDER	4,649,314.90
SDINFRA ADJUSTMENT	Egis International	BEING CAPTURE OF EXPENDITURE UNDER	3,572,220.35
SDINFRA ADJUSTMENT	China Railway 21st Bureau Group	BEING CAPTURE OF EXPENDITURE UNDER	31,974,811.60
SDINFRA ADJUSTMENT	China Railway 21st Bureau Group	BEING CAPTURE OF EXPENDITURE UNDER	41,161,796.00
SDINFRA ADJUSTMENT	China Dalian International	BEING CAPTURE OF EXPENDITURE UNDER	153,395,881.35
SDINFRA ADJUSTMENT	Techniplan International JV Cas	BEING CAPTURE OF EXPENDITURE UNDER	11,702,571.70
SDINFRA ADJUSTMENT	Techniplan International JV Cas	BEING CAPTURE OF EXPENDITURE UNDER	12,627,389.70
SDINFRA ADJUSTMENT	Techniplan International JV Cas	BEING CAPTURE OF EXPENDITURE UNDER	11,693,563.00
SDINFRA ADJUSTMENT	Techniplan International JV Cas	BEING CAPTURE OF EXPENDITURE UNDER	11,693,563.00
SDINFRA ADJUSTMENT	Techniplan International JV Cas	BEING CAPTURE OF EXPENDITURE UNDER	12,617,669.00

SDINFRA ADJUSTMENT	China Dalian International	BEING CAPTURE OF EXPENDITURE UNDER	146,491,169.45
SDINFRA ADJUSTMENT	China Dalian International	BEING CAPTURE OF EXPENDITURE UNDER	152,022,136.20
SDINFRA ADJUSTMENT	China Dalian International	BEING CAPTURE OF EXPENDITURE UNDER	109,953,301.70
SDINFRA ADJUSTMENT	China Dalian International	BEING CAPTURE OF EXPENDITURE UNDER	144,880,707.20
SDINFRA ADJUSTMENT	China Dalian International	BEING CAPTURE OF EXPENDITURE UNDER	105,446,471.30
SDINFRA ADJUSTMENT	China Dalian International	BEING CAPTURE OF EXPENDITURE UNDER	74,354,084.05
SDINFRA ADJUSTMENT	China Dalian International	BEING CAPTURE OF EXPENDITURE UNDER	59,117,896.85
SDINFRA ADJUSTMENT	China Dalian International	BEING CAPTURE OF EXPENDITURE UNDER	53,625,211.30
SDINFRA ADJUSTMENT	Techniplan International JV Cas	BEING CAPTURE OF EXPENDITURE UNDER	538,030.30
SDINFRA ADJUSTMENT	Techniplan International JV Cas	BEING CAPTURE OF EXPENDITURE UNDER	4,576,192.20
SDINFRA ADJUSTMENT	Zhongmei Engineering Group Ltd	BEING CAPTURE OF EXPENDITURE UNDER	44,808,829.10
SDINFRA ADJUSTMENT	Zhongmei Engineering Group Ltd	BEING CAPTURE OF EXPENDITURE UNDER	42,407,368.80
SDINFRA ADJUSTMENT	Zhongmei Engineering Group Ltd	BEING CAPTURE OF EXPENDITURE UNDER	37,868,135.05
SDINFRA ADJUSTMENT	Zhongmei Engineering Group Ltd	BEING CAPTURE OF EXPENDITURE UNDER	24,150,764.20
SDINFRA ADJUSTMENT	Zhongmei Engineering Group Ltd	BEING CAPTURE OF EXPENDITURE UNDER	49,872,937.10
SDINFRA ADJUSTMENT	Zhongmei Engineering Group Ltd	BEING CAPTURE OF EXPENDITURE UNDER	52,984,488.45
SDINFRA ADJUSTMENT	China Railway No 10 Engineering Group	BEING CAPTURE OF EXPENDITURE UNDER	43,135,184.50
SDINFRA ADJUSTMENT	China Railway No 10 Engineering Group	BEING CAPTURE OF EXPENDITURE UNDER	106,342,949.70
SDINFRA ADJUSTMENT	China Railway No 10 Engineering Group	BEING CAPTURE OF EXPENDITURE UNDER	234,287,308.70
SDINFRA ADJUSTMENT	China Railway No 10 Engineering Group	BEING CAPTURE OF EXPENDITURE UNDER	116,774,901.50
SDINFRA ADJUSTMENT	China Railway No 10 Engineering Group	BEING CAPTURE OF EXPENDITURE UNDER	286,543,477.50
SDINFRA ADJUSTMENT	China Railway No 10 Engineering Group	BEING CAPTURE OF EXPENDITURE UNDER	104,982,603.10
SDINFRA ADJUSTMENT	Intercontinental Consultants &	BEING CAPTURE OF EXPENDITURE UNDER	2,550,579.00
SDINFRA ADJUSTMENT	Intercontinental Consultants &	BEING CAPTURE OF EXPENDITURE UNDER	2,614,783.40
SDINFRA ADJUSTMENT	Intercontinental Consultants &	BEING CAPTURE OF EXPENDITURE UNDER	4,250,173.70
SDINFRA ADJUSTMENT	Intercontinental Consultants &	BEING CAPTURE OF EXPENDITURE UNDER	2,018,961.00

SDINFR A ADJUSTMENT	Intercontinental Consultants &	BEING CAPTURE OF EXPENDITURE UNDER	5,932,252.30
DINFR A ADJUSTMENT	Intercontinental Consultants &	BEING CAPTURE OF EXPENDITURE UNDER	5,400,503.35
DINFR A ADJUSTMENT	Intercontinental Consultants &	BEING CAPTURE OF EXPENDITURE UNDER	6,383,290.00
INFR A ADJUSTMENT	Intercontinental Consultants &	BEING CAPTURE OF EXPENDITURE UNDER	6,193,926.00
INFR A ADJUSTMENT	Intercontinental Consultants &	BEING CAPTURE OF EXPENDITURE UNDER	3,192,247.75
INFR A ADJUSTMENT	Intercontinental Consultants &	BEING CAPTURE OF EXPENDITURE UNDER	2,948,710.20
INFR A ADJUSTMENT	Intercontinental Consultants &	BEING CAPTURE OF EXPENDITURE UNDER	3,013,822.00
INFR A ADJUSTMENT	Intercontinental Consultants &	BEING CAPTURE OF EXPENDITURE UNDER	6,011,600.90
INFR A ADJUSTMENT	SBI International Holdings AG	BEING CAPTURE OF EXPENDITURE UNDER	12,343,744.20
INFR A ADJUSTMENT	SBI International Holdings AG	BEING CAPTURE OF EXPENDITURE UNDER	25,061,540.90
INFR A ADJUSTMENT	SBI International Holdings AG	BEING CAPTURE OF EXPENDITURE UNDER	11,049,019.80
INFR A ADJUSTMENT	SBI International Holdings AG	BEING CAPTURE OF EXPENDITURE UNDER	21,297,145.70
INFR A ADJUSTMENT	China National Aerotechnology	BEING CAPTURE OF EXPENDITURE UNDER	122,087,708.30
INFR A ADJUSTMENT	China National Aerotechnology	BEING CAPTURE OF EXPENDITURE UNDER	130,309,528.10
INFR A ADJUSTMENT	China National Aerotechnology	BEING CAPTURE OF EXPENDITURE UNDER	124,602,363.80
INFR A ADJUSTMENT	China National Aerotechnology	BEING CAPTURE OF EXPENDITURE UNDER	173,084,551.30
INFR A ADJUSTMENT	China National Aerotechnology	BEING CAPTURE OF EXPENDITURE UNDER	51,633,185.90
INFR A ADJUSTMENT	China National Aerotechnology	BEING CAPTURE OF EXPENDITURE UNDER	188,353,468.60
INFR A ADJUSTMENT	China National Aerotechnology	BEING CAPTURE OF EXPENDITURE UNDER	29,567,288.70
INFR A ADJUSTMENT	China National Aerotechnology	BEING CAPTURE OF EXPENDITURE UNDER	141,042,914.95
INFR A ADJUSTMENT	China National Aerotechnology	BEING CAPTURE OF EXPENDITURE UNDER	211,303,804.30
INFR A ADJUSTMENT	China National Aerotechnology	BEING CAPTURE OF EXPENDITURE UNDER	43,863,676.90
INFR A ADJUSTMENT	China National Aerotechnology	BEING CAPTURE OF EXPENDITURE UNDER	22,815,689.50
INFR A ADJUSTMENT	China National Aerotechnology	BEING CAPTURE OF EXPENDITURE UNDER	150,710,784.30
INFR A ADJUSTMENT	HP Gauff Ingenieure GmbH JBG & CO	BEING CAPTURE OF EXPENDITURE UNDER	49,152,168.40
INFR A ADJUSTMENT	HP Gauff Ingenieure GmbH JBG & CO	BEING CAPTURE OF EXPENDITURE UNDER	38,400,961.15

SDINFRA ADJUSTMENT	Katahira and Engineers Limited	BEING CAPTURE OF EXPENDITURE UNDER	52,974,004.55
SDINFRA ADJUSTMENT	Katahira and Engineers Limited	BEING CAPTURE OF EXPENDITURE UNDER	57,348,612.80
SDINFRA ADJUSTMENT	MFI Document Solutions	BEING CAPTURE OF EXPENDITURE UNDER	10,020,002.00
SDINFRA ADJUSTMENT	Geosintex	BEING CAPTURE OF EXPENDITURE UNDER	32,000,000.00
SDINFRA ADJUSTMENT	Intercontinental Consultants &	BEING CAPTURE OF EXPENDITURE UNDER	14,926,820.80
SDINFRA ADJUSTMENT	Intercontinental Consultants &	BEING CAPTURE OF EXPENDITURE UNDER	11,213,852.00
SDINFRA ADJUSTMENT	Intercontinental Consultants &	BEING CAPTURE OF EXPENDITURE UNDER	8,354,223.80
SDINFRA ADJUSTMENT	Intercontinental Consultants &	BEING CAPTURE OF EXPENDITURE UNDER	9,709,321.60
SDINFRA ADJUSTMENT	Intercontinental Consultants &	BEING CAPTURE OF EXPENDITURE UNDER	4,659,932.00
SDINFRA ADJUSTMENT	Intercontinental Consultants &	BEING CAPTURE OF EXPENDITURE UNDER	9,059,535.60
SDINFRA ADJUSTMENT	China Wu Yi Co Ltd	BEING CAPTURE OF EXPENDITURE UNDER	130,251,997.80
SDINFRA ADJUSTMENT	Intercontinental Consultants &	BEING CAPTURE OF EXPENDITURE UNDER	9,898,958.10
SDINFRA ADJUSTMENT	Intercontinental Consultants &	BEING CAPTURE OF EXPENDITURE UNDER	9,706,053.60
SDINFRA ADJUSTMENT	China Wu Yi Co Ltd	BEING CAPTURE OF EXPENDITURE UNDER	181,558,378.20
SDINFRA ADJUSTMENT	Intercontinental Consultants &	BEING CAPTURE OF EXPENDITURE UNDER	4,887,997.85
SDINFRA ADJUSTMENT	Intercontinental Consultants &	BEING CAPTURE OF EXPENDITURE UNDER	5,822,809.60
SDINFRA ADJUSTMENT	Intercontinental Consultants &	BEING CAPTURE OF EXPENDITURE UNDER	5,826,978.40
SDINFRA ADJUSTMENT	Intercontinental Consultants &	BEING CAPTURE OF EXPENDITURE UNDER	4,651,239.40
SDINFRA ADJUSTMENT	China Wu Yi Co Ltd	BEING CAPTURE OF EXPENDITURE UNDER	107,062,406.70
SDINFRA ADJUSTMENT	China Wu Yi Co Ltd	BEING CAPTURE OF EXPENDITURE UNDER	64,237,443.95
SDINFRA ADJUSTMENT	Intercontinental Consultants &	BEING CAPTURE OF EXPENDITURE UNDER	7,278,017.00
SDINFRA ADJUSTMENT	Intercontinental Consultants &	BEING CAPTURE OF EXPENDITURE UNDER	4,607,673.60
SDINFRA ADJUSTMENT	Intercontinental Consultants &	BEING CAPTURE OF EXPENDITURE UNDER	1,277,092.90
SDINFRA ADJUSTMENT	Intercontinental Consultants &	BEING CAPTURE OF EXPENDITURE UNDER	6,015,417.00
SDINFRA ADJUSTMENT	Intercontinental Consultants &	BEING CAPTURE OF EXPENDITURE UNDER	2,457,568.65
SDINFRA ADJUSTMENT	Intercontinental Consultants &	BEING CAPTURE OF EXPENDITURE UNDER	4,854,588.00

SDINFRA ADJUSTMENT	Intercontinental Consultants &	BEING CAPTURE OF EXPENDITURE UNDER	3,381,903.40
SDINFRA ADJUSTMENT	Intercontinental Consultants &	BEING CAPTURE OF EXPENDITURE UNDER	4,504,752.25
SDINFRA ADJUSTMENT	Sheladia Associates Inc	BEING CAPTURE OF EXPENDITURE UNDER	7,227,896.50
SDINFRA ADJUSTMENT	Sheladia Associates Inc	BEING CAPTURE OF EXPENDITURE UNDER	3,770,112.45
SDINFRA ADJUSTMENT	Sheladia Associates Inc	BEING CAPTURE OF EXPENDITURE UNDER	13,091,929.30
SDINFRA ADJUSTMENT	Egis International	BEING CAPTURE OF EXPENDITURE UNDER	65,255,879.80
SDINFRA ADJUSTMENT	Third Engineering Bureau of China City	BEING CAPTURE OF EXPENDITURE UNDER	82,053,392.30
SDINFRA ADJUSTMENT	Third Engineering Bureau of China City	BEING CAPTURE OF EXPENDITURE UNDER	81,172,315.20
SDINFRA ADJUSTMENT	Third Engineering Bureau of China City	BEING CAPTURE OF EXPENDITURE UNDER	55,197,174.30
SDINFRA ADJUSTMENT	Egis International	BEING CAPTURE UNDER AIA OF KSH	8,155,826.85
SDINFRA ADJUSTMENT	Egis International	BEING CAPTURE UNDER AIA OF KSH	2,575,876.95
SDINFRA ADJUSTMENT	Egis International	BEING CAPTURE OF EXPENDITURE UNDER	232,320,999.20
SDINFRA ADJUSTMENT	Third Engineering Bureau of China City	BEING CAPTURE OF EXPENDITURE UNDER	157,978,279.50
SDINFRA ADJUSTMENT	Sai Consulting Engineers	BEING CAPTURE OF EXPENDITURE	20,061,658.75
SDINFRA ADJUSTMENT	Sai Consulting Engineers	BEING CAPTURE OF EXPENDITURE UNDER	12,363,679.40
SDINFRA ADJUSTMENT	Gibb Africa Limited and Dohwa	BEING CAPTURE OF EXPENDITURE UNDER	72,915,659.80
SDINFRA ADJUSTMENT	Dohwa Engineering Company	BEING CAPTURE OF EXPENDITURE UNDER	37,151,491.05
SDINFRA ADJUSTMENT	Dohwa Engineering Company	BEING CAPTURE OF EXPENDITURE UNDER	5,857,585.00
SDINFRA ADJUSTMENT	Gibb Africa and Dohwa Engineering	BEING CAPTURE OF EXPENDITURE UNDER	5,606,954.40
SDINFRA ADJUSTMENT	Gibb Africa Limited and Dohwa	BEING CAPTURE OF EXPENDITURE UNDER	3,685,092.50
SDINFRA ADJUSTMENT	PriceWaterHouseCoopers Limited	BEING CAPTURE OF EXPEND. UNDER AIA	3,604,442.40
SDINFRA ADJUSTMENT	Garse Engineering Limited	BEING CAPTURE OF EXPENDITURE UNDER	2,240,464.00
SDINFRA ADJUSTMENT	Patrick Mbiyu Kagiri	BEING CAPTURE OF EXPENDITURE UNDER	1,473,200.00
SDINFRA ADJUSTMENT	Patrick Mbiyu Kagiri	BEING CAPTURE OF EXPENDITURE UNDER	1,473,200.00
SDINFRA ADJUSTMENT	Patrick Mbiyu Kagiri	BEING CAPTURE OF EXPENDITURE UNDER	1,473,200.00
SDINFRA ADJUSTMENT	Stanley Kirui	BEING CAPTURE OF EXPENDITURE UNDER	1,260,000.00

SDINFRA ADJUSTMENT	Jiangxi Zhongmei Engineering Co. Ltd	BEING CAPTURE OF EXPENDITURE UNDER	46,987,317.50
SDINFRA ADJUSTMENT	Stanley Kiri	BEING CAPTURE OF EXPENDITURE UNDER	945,000.00
SDINFRA ADJUSTMENT	University of Enterprises and Services	BEING AIA OF 9402000 DUE TO UNIVERSITY	18,504,000.00
SDINFRA ADJUSTMENT	Patrick Mbiyu Kagiri	BEING CAPTURE OF EXPENDITURE UNDER	1,473,200.00
SDINFRA ADJUSTMENT	Gibb Africa Limited	BEING CAPTURE OF EXPENDITURE UNDER	3,881,436.60
SDINFRA ADJUSTMENT	MFI Document Solutions	BEING CAPTURE OF EXPENDITURE UNDER	32,101,866.65
SDINFRA ADJUSTMENT	PriceWaterHouseCoopers Limited	BEING CAPTURE OF EXPENDITURE UNDER	4,805,923.20
SDINFRA ADJUSTMENT	Technology Associates Ltd	BEING CAPTURE OF EXPENDITURE UNDER	22,811,809.25
SDINFRA ADJUSTMENT	Technology Associates Ltd	BEING CAPTURE OF EXPENDITURE UNDER	3,258,829.90
SDINFRA ADJUSTMENT	Jiangxi Zhongmei Engineering Co. Ltd	BEING CAPTURE OF EXPENDITURE UNDER	122,972,164.45
SDINFRA ADJUSTMENT	Jiangxi Zhongmei Engineering Co. Ltd	BEING CAPTURE OF EXPENDITURE UNDER	259,489,326.75
SDINFRA ADJUSTMENT	Mukesh and Associates JV KIRI	BEING CAPTURE OF EXPENDITURE UNDER	4,998,333.10
SDINFRA ADJUSTMENT	Renardet Ingenieurs Conseils	BEING AIA OF 10069352.30 DUE TO	10,069,352.30
SDINFRA ADJUSTMENT	Renardet Ingenieurs Conseils	BEING AIA OF 20278538.80 DUE TO	20,278,538.80
SDINFRA ADJUSTMENT	Renardet Ingenieurs Conseils	BEING AIA OF 6622427.60 DUE TO RENARDET	6,622,427.70
SDINFRA ADJUSTMENT	Renardet Ingenieurs Conseils	BEING CAPTURE OF EXPENDITURE UNDER AIA	20,278,538.80
SDINFRA ADJUSTMENT	Renardet Ingenieurs Conseils	BEING CAPTURE OF EXPENDITURE UNDER AIA	10,139,270.40
SDINFRA ADJUSTMENT	CAS Consultants Limited	BEING CAPTURE OF EXPENDITURE UNDER	13,168,000.00
SDINFRA ADJUSTMENT	Gibb Africa Limited	BEING CAPTURE OF EXPENDITURE UNDER	28,344,378.00
SDINFRA ADJUSTMENT	SMEC International PTY	BEING CAPTURE OF EXPENDITURE OF AIA	29,473,838.20
SDINFRA ADJUSTMENT	SMEC International PTY	BEING CAPTURE OF EXPENDITURE OF AIA	4,936,161.60
SDINFRA ADJUSTMENT	Yooshin Engineering Engineering	BEING CAPTURE OF EXPENDITURE UNDER	1,303,222.00
SDINFRA ADJUSTMENT	Yooshin Engineering Engineering	BEING CAPTURE OF EXPENDITURE UNDER	1,793,612.00
SDINFRA ADJUSTMENT	Yooshin Engineering Engineering	BEING AIA OF KSHS 1935741.10 DUE TO	1,935,741.10
SDINFRA ADJUSTMENT	Yooshin Engineering Engineering	BEING AIA OF KSHS 4371923.00 DUE TO	43,711,923.00
SDINFRA ADJUSTMENT	Project Planning and Management	BEING CAPTURE OF EXPENDITURE UNDER	7,861,664.90

SDINFRA ADJUSTMENT	Third Engineering Bureau of China City	BEING CAPTURE OF EXPENDITURE UNDER	57,674,166.80
SDINFRA ADJUSTMENT	NOPE International Institute Ltd	BEING CAPTURE OF EXPENDITURE UNDER	5,317,848.00
SDINFRA ADJUSTMENT	SMEC International PTY	BEING CAPTURE OF EXPENDITURE UNDER	186,744.20
SDINFRA ADJUSTMENT	SMEC International PTY	BEING CAPTURE OF EXPENDITURE UNDER	24,027,968.60
SDINFRA ADJUSTMENT	Third Engineering Bureau of China City	BEING CAPTURE OF EXPENDITURE UNDER	36,311,462.60
SDINFRA ADJUSTMENT	Third Engineering Bureau of China City	BEING CAPTURE OF EXPENDITURE UNDER	29,775,399.25
SDINFRA ADJUSTMENT	Third Engineering Bureau of China City	BEING CAPTURE OF EXPENDITURE UNDER	47,292,807.10
SDINFRA ADJUSTMENT	Sai Consulting Engineers	BEING AIA OF 14928899.20 DUE TO SAI	14,928,899.20
SDINFRA ADJUSTMENT	Third Engineering Bureau of China City	CONSULTING ENGINEERS CONSULTANCY	192,291,864.00
SDINFRA ADJUSTMENT	Sai Consulting Engineers	BEING CAPTURE OF EXPENDITURE UNDER	11,931,704.40
SDINFRA ADJUSTMENT	Third Engineering Bureau of China City	BEING CAPTURE OF EXPENDITURE UNDER	105,946,412.65
SDINFRA ADJUSTMENT	Gibb Africa Limited	BEING CAPTURE OF EXPENDITURE UNDER	6,816,866.00
SDINFRA ADJUSTMENT	Third Engineering Bureau of China City	BEING CAPTURE OF EXPENDITURE UNDER	162,558,331.75
SDINFRA ADJUSTMENT	Gibb Africa Limited	BEING CAPTURE OF EXPENDITURE UNDER	4,260,541.25
SDINFRA ADJUSTMENT	Gibb Africa Limited	BEING CAPTURE OF EXPENDITURE UNDER	8,004,809.60
SDINFRA ADJUSTMENT	Sai Consulting Engineers	BEING CAPTURE OF EXPENDITURE UNDER	9,578,383.70
SDINFRA ADJUSTMENT	Third Engineering Bureau of China City	BEING CAPTURE OF EXPENDITURE UNDER	78,810,594.20
SDINFRA ADJUSTMENT	Third Engineering Bureau of China City	BEING CAPTURE OF EXPENDITURE UNDER	6,511,118.40
SDINFRA ADJUSTMENT	Third Engineering Bureau of China City	BEING CAPTURE OF EXPENDITURE UNDER	82,437,890.40
SDINFRA ADJUSTMENT	Gibb Africa Limited	BEING CAPTURE OF EXPENDITURE UNDER	6,810,793.35
SDINFRA ADJUSTMENT	Gibb Africa Limited	BEING CAPTURE OF EXPENDITURE UNDER	24,864,386.00
SDINFRA ADJUSTMENT	Sinohydro Corporation Ltd	BEING CAPTURE OF EXPENDITURE UNDER	2,975,997.15
SDINFRA ADJUSTMENT	Egis International	BEING CAPTURE OF AIA OF KSH	1,908,586,899.90
SDINFRA ADJUSTMENT	Insignia Group Limited	BEING AIA OF 4978717.25 DUE TO EGIS INTER.	4,978,717.25
SDINFRA ADJUSTMENT	Insignia Group Limited	BEING CAPTURE OF EXPENDITURE UNDER	25,603,448.30
SDINFRA ADJUSTMENT	Insignia Group Limited	BEING CAPTURE OF EXPENDITURE UNDER	25,603,448.30

SDINFRA ADJUSTMENT	Egis International	BEING CAPTURE OF EXPENDITURE UNDER	1,595,122.60
SDINFRA ADJUSTMENT	Abdul Mullick Associates Ltd	BEING CAPTURE OF EXPENDITURE UNDER	64,571,368.80
SDINFRA ADJUSTMENT	Egis International	BEING CAPTURE OF EXPENDITURE UNDER	3,097,800.80
SDINFRA ADJUSTMENT	Abdul Mullick Associates Ltd	BEING CAPTURE OF EXPENDITURE UNDER	3,630,464.30
SDINFRA ADJUSTMENT	Abdul Mullick Associates Ltd	BEING CAPTURE OF EXPENDITURE UNDER	3,639,217.15
SDINFRA ADJUSTMENT	Egis International	BEING CAPTURE OF EXPENDITURE UNDER	3,755,545.15
SDINFRA ADJUSTMENT	Abdul Mullick Associates Ltd	BEING CAPTURE OF EXPENDITURE UNDER	3,798,787.15
SDINFRA ADJUSTMENT	China Henan International Corporation	BEING CAPTURE OF EXPENDITURE UNDER	88,413,168.05
SDINFRA ADJUSTMENT	Abdul Mullick Associates Ltd	BEING CAPTURE OF EXPENDITURE UNDER	3,427,537.15
SDINFRA ADJUSTMENT	Egis International	BEING CAPTURE OF EXPENDITURE UNDER	4,718,772.05
SDINFRA ADJUSTMENT	Egis International	BEING CAPTURE OF EXPENDITURE UNDER	3,979,706.95
SDINFRA ADJUSTMENT	Egis International	BEING CAPTURE OF EXPENDITURE UNDER	4,278,213.45
SDINFRA ADJUSTMENT	Abdul Mullick Associates Ltd	BEING CAPTURE OF EXPENDITURE UNDER	3,809,857.15
SDINFRA ADJUSTMENT	Third Engineering Bureau of China City	BEING CAPTURE OF EXPENDITURE UNDER	76,847,083.40
SDINFRA ADJUSTMENT	Third Engineering Bureau of China City	BEING CAPTURE OF EXPENDITURE UNDER	2,242,648.70
SDINFRA ADJUSTMENT	Third Engineering Bureau of China City	BEING CAPTURE OF EXPENDITURE UNDER	2,853,242.65
SDINFRA ADJUSTMENT	Third Engineering Bureau of China City	BEING CAPTURE OF EXPENDITURE UNDER	60,401,807.90
SDINFRA ADJUSTMENT	STECOL Corporation	BEING CAPTURE OF EXPENDITURE UNDER	228,867,151.30
SDINFRA ADJUSTMENT	Aerports De Paris Ingenieurs	BEING CAPTURE OF EXPENDITURE UNDER	31,235,201.70
SDINFRA ADJUSTMENT	STECOL Corporation	BEING CAPTURE OF EXPENDITURE UNDER	196,931,747.95
SDINFRA ADJUSTMENT	Lea Associates South Asia	BEING CAPTURE OF EXPENDITURE UNDER	24,937,689.85
SDINFRA ADJUSTMENT	Kinconsult Associates Limited	BEING CAPTURE OF EXPENDITURE UNDER	2,692,320.00
SDINFRA ADJUSTMENT	STECOL Corporation	BEING CAPTURE OF EXPENDITURE UNDER	145,528,873.70
SDINFRA ADJUSTMENT	Aerports De Paris Ingenieurs	BEING CAPTURE OF EXPENDITURE UNDER	12,494,080.50
SDINFRA ADJUSTMENT	Kinconsult Associates Limited	BEING CAPTURE OF EXPENDITURE UNDER	1,794,880.00
SDINFRA ADJUSTMENT	Lea Associates South Asia	BEING CAPTURE OF EXPENDITURE UNDER	23,713,700.10

SDINFRA ADJUSTMENT	STECOL Corporation	BEING CAPTURE OF EXPENDITURE UNDER	142,800,055.55
SDINFRA ADJUSTMENT	STECOL Corporation	BEING CAPTURE OF EXPENDITURE UNDER	234,095,067.35
SDINFRA ADJUSTMENT	STECOL Corporation	BEING CAPTURE OF EXPENDITURE UNDER	156,004,934.65
SDINFRA ADJUSTMENT	STECOL Corporation	BEING CAPTURE OF EXPENDITURE UNDER	148,688,435.55
SDINFRA ADJUSTMENT	Lea Associates South Asia	BEING CAPTURE OF EXPENDITURE UNDER	38,548,249.90
SDINFRA ADJUSTMENT	Lea Associates South Asia	BEING CAPTURE OF EXPENDITURE UNDER	11,062,631.80
SDINFRA ADJUSTMENT	Impulso Kenya Limited	BEING CAPTURE OF EXPENDITURE UNDER	21,148,750.00
SDINFRA ADJUSTMENT	Kinconsult Associates Limited	BEING CAPTURE OF EXPENDITURE UNDER	1,794,880.00
SDINFRA ADJUSTMENT	STECOL Corporation	BEING CAPTURE OF EXPENDITURE UNDER	52,243,918.85
SDINFRA ADJUSTMENT	STECOL Corporation	BEING CAPTURE OF EXPENDITURE UNDER	138,002,804.80
SDINFRA ADJUSTMENT	Lea Associates South Asia	BEING CAPTURE OF EXPENDITURE UNDER	150,000.00
SDINFRA ADJUSTMENT	Lea Associates South Asia	BEING CAPTURE OF EXPENDITURE UNDER	34,813,131.85
SDINFRA ADJUSTMENT	STECOL Corporation	BEING CAPTURE OF EXPENDITURE UNDER	45,867,641.20
SDINFRA ADJUSTMENT	STECOL Corporation	BEING CAPTURE OF EXPENDITURE UNDER	121,159,807.00
SDINFRA ADJUSTMENT	CAS Consultants Limited	BEING CAPTURE OF EXPENDITURE UNDER	2,497,630.80
SDINFRA ADJUSTMENT	H. Young & Co EA Ltd	BEING CAPTURE OF EXPENDITURE UNDER	45,148,867.30
SDINFRA ADJUSTMENT	CAS Consultants Limited JV Techniplan	BEING CAPTURE OF EXPENDITURE UNDER	2,497,630.80
SDINFRA ADJUSTMENT	CAS Consultants Limited JV Techniplan	BEING CAPTURE OF EXPENDITURE UNDER	2,497,630.80
SDINFRA ADJUSTMENT	H. Young & Co EA Ltd	BEING CAPTURE OF EXPENDITURE UNDER	58,615,473.85
SDINFRA ADJUSTMENT	CAS Consultants Limited JV Techniplan	BEING CAPTURE OF EXPENDITURE UNDER	2,497,630.80
SDINFRA ADJUSTMENT	H. Young & Co EA Ltd	BEING CAPTURE OF EXPENDITURE UNDER	41,812,056.85
SDINFRA ADJUSTMENT	CAS Consultants Limited JV Techniplan	BEING CAPTURE OF EXPENDITURE UNDER	2,211,262.35
SDINFRA ADJUSTMENT	CAS Consultants Limited JV Techniplan	BEING CAPTURE OF EXPENDITURE UNDER	5,388,706.95
SDINFRA ADJUSTMENT	H. Young & Co EA Ltd	BEING CAPTURE OF EXPENDITURE UNDER	68,516,526.75
SDINFRA ADJUSTMENT	H. Young & Co EA Ltd	BEING CAPTURE OF EXPENDITURE UNDER	52,788,540.80
SDINFRA ADJUSTMENT	HP Gauff Ingenieure GmbH JBG & CO	BEING CAPTURE OF EXPENDITURE UNDER	26,410,121.25

SDINFERA ADJUSTMENT	HP Gauff Ingenieure GmbH JBG & CO	BEING CAPTURE OF EXPENDITURE UNDER AIA OR KONTROLLE DER VERFAHREN	17,606,747.10
SDINFERA ADJUSTMENT	HP Gauff Ingenieure GmbH JBG & CO	BEING CAPTURE OF EXPENDITURE UNDER AIA OR KONTROLLE DER VERFAHREN	48,448,555.45
SDINFERA ADJUSTMENT	HP Gauff Ingenieure GmbH JBG & CO	BEING CAPTURE OF EXPENDITURE UNDER AIA OR KONTROLLE DER VERFAHREN	27,448,663.55
SDINFERA ADJUSTMENT	HP Gauff Ingenieure GmbH JBG & CO	BEING CAPTURE OF EXPENDITURE UNDER AIA OR KONTROLLE DER VERFAHREN	12,166,517.75
SDINFERA ADJUSTMENT	Grontmij A/S	BEING CAPTURE OF EXPENDITURE UNDER AIA OR KONTROLLE DER VERFAHREN	17,276,789.10
SDINFERA ADJUSTMENT	Grontmij A/S	BEING CAPTURE OF EXPENDITURE UNDER AIA OR KONTROLLE DER VERFAHREN	12,186,901.00
TOTAL			19,493,125,891.75

