

REPUBLIC OF KENYA

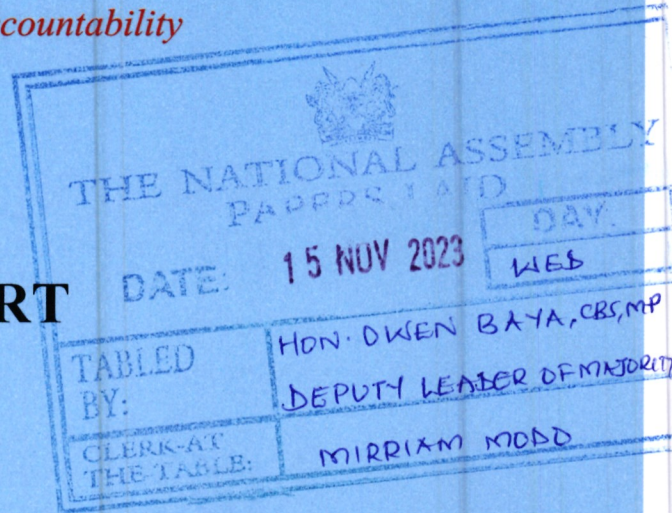


Enhancing Accountability



REPORT

OF



THE AUDITOR-GENERAL


ON

**HORN OF AFRICA GATEWAY
DEVELOPMENT PROJECT CREDIT
NUMBER 6768-KE**

**FOR THE YEAR ENDED
30 JUNE, 2023**

STATE DEPARTMENT FOR ROADS

Revised Template 30th June 2023



PROJECT NAME:

HORN OF AFRICA GATEWAY DEVELOPMENT PROJECT (HoAGDP)

**IMPLEMENTING ENTITY:
STATE DEPARTMENT OF ROADS**

CREDIT NO. 6768-KE

ANNUAL REPORT AND FINANCIAL STATEMENTS

FOR THE FINANCIAL YEAR ENDED

JUNE 30, 2023

Prepared in accordance with the Cash Basis of Accounting Method under the International Public Sector Accounting Standards (IPSAS)

(Leave this page blank)

Table Contents

Page

1. Acronyms and Glossary of Terms.....	ii
2. Project Information and Overall Performance.....	iii
3. Statement of Performance against Project's Predetermined Objectives.....	ix
4. Environmental and Sustainability reporting	xii
5. Statement of Project Management responsibilities	xiii
6. Report of the Independent Auditor on Horn of Africa Gateway Development Project	xv
7. Statement of Receipts and Payments for the year ended 30th June 2023.	1
8. Statement of Financial Assets as at 30 th June 2023.....	2
9. Statement of Cashflow for the year ended 30 th June 2023.....	3
10. Statement of Comparison of Budget and Actual amounts for year ended 30 th June 2023 ...	4
11. Significant Accounting Policies	5
12. Notes to the Financial Statements.....	12
13. Annexes.....	19

1. Acronyms and Glossary of Terms

CBK	Central Bank of Kenya
ICPAK	Institute of Certified Public Accountants of Kenya
IMF	International Monetary Fund
IPSAS	International Public Sector Accounting Standards
NT	National Treasury
PFM	Public Finance Management.
PSASB	Public Sector Accounting Standards Board
WB	World Bank
Comparative FY	Financial year preceding the current financial year.

(Project to include all acronyms and glossary of terms used in the annual report and financial statements)

2. Project Information and Overall Performance

2.1 Name and registered office

Name

The project's official name is Horn of Africa Gateway Development Project.

Objective

The key objective of the project is to strengthen institutional capacities to the State Department and beneficiary institutions involved within the project.

Address

The project headquarters offices are Transcom Building (Nairobi), Nairobi County, Kenya.

The address of its registered office is:

State Department for Roads

P.O. Box 30260-00100

Nairobi.

Contacts: The following are the project contacts

Telephone: (254)020 2723232

E-mail: ps@roads.go.ke

Website: www.transport.go.ke

Project information and overall performance (continued)

2.2 Project Information

Project Start Date:	The project start date is 22 nd Dec. 2020
Project End Date:	The project end date is 30 th June 2028
Project Manager:	The project manager is Sospeter Gitonga
Project Sponsor:	The project sponsor is World Bank (IDA)

2.3 Project Overview

Line Ministry/State Department of the project	The project is under the supervision of the State Department For Roads
Project number	6768-KE
Strategic goals of the project	The strategic goals of the project are as follows: To improve: (a) The movement of people and goods and digital connectivity and access to social services to communities at designated locations along the targeted sections of the Isiolo-Mandera Regional Road Corridor; and (b) The capacity of selected transport-related institutions in Kenya.
Other important background information about the project	Facilitation of Regional Trade and Transport
The current situation that the project was formed to intervene	The project was formed to support activities designed to strengthen the institutional capacities of implementing entities involved in project implementation and to support monitoring and evaluation of road projects, transforming MTD, KIHBT and MTRD into a SAGAs.
Project duration	The project started on 22 nd Dec. 2020 and is expected to run until 30 th June 2028

Project Information and Overall Performance (Continued)

2.4 Bankers

The following are the bankers for the current year:

A/C No. 1000477946

Central Bank of Kenya

Haile Selassie Avenue

P.O. Box 60000-0200

Nairobi, Kenya

2.5 Independent Auditor

The project is audited by:

The Office of the Auditor General

Anniversary Towers. University Way

P.O. Box 30084-00100

Nairobi, Kenya

2.6 Roles and Responsibilities

The following is a list of officers acting as the Project Implementation Team PIT, their designation as well as their responsibilities.

Names	Title designation	Key qualification	Responsibilities
Eng. S.W Gitonga	Project Team Leader	Msc.(Civil Engineering)	Proper Management of the implementation
Eng. Boniface Maithya	Deputy Team Leader	Msc. (Civil Engineering)	Technical Coordination and management of entities on project
Cyrus Njau	Project Accountant	MBA , CPA-K CPS-K	Proper funds flow and timely financial reports
Joseph Muoka	Finance Officer	BCOM, CPA-K	Review and approve project budgets and any other Finance related matters
Elvis Kandie	Procurement Officer	BBM Purchasing and Supplies	Plan, process, and implement procurement activities

2.7 Funding summary

The Project is for duration of 8 (eight) years from 2020 to 2028 with an approved budget of EURO 40,300,000.00 equivalent to KShs 4,844,463,000.00. This is indicated in the Financing agreement of 7th October 2020 of the project. The EURO is the currency that the loan was signed with. A summary of these funds is highlighted in the table below as highlighted in the table below:

**Horn of Africa Gateway Development Project (HoAGDP)
Annual Report and Financial Statements for the financial year ended June 30, 2023**

Project information and overall performance (continued)

Below is the funding summary:

A. Source of Funds

Source of funds	Donor Commitment		Amount received to date – (30 th June 2023)		Undrawn balance to date	
	EURO (A)	Kshs (A')	EURO (B)	Kshs (B')	EURO (A)-(B)	Kshs (A')-(B')
Loan	<i>Exch. Rate- 1EURO=120.21</i>					
World Bank (IDA)	40,300,000.00	4,844,463,000.00	5,934,809.90	713,423,494.35	34,365,190.13	4,131,039,505.65
Counterpart funds						
Government of Kenya	7,629,685.55	917,164,500.00	263,393.70	31,662,551.30	7,366,291.85	885,501,948.70

B. Application of Funds

Application of funds	Amount received to date – (30 th June 2023)		Cumulative amount paid to date – (30 th June 2023)		Unutilised balance to date (30 th June 2023)	
	EURO (A)	Kshs (A')	EURO (B)	Kshs (B')	EURO (A)-(B)	Kshs (A')-(B')
Loan						
World Bank (IDA)	5,934,809.87	713,423,494.35	4,394,182.29	528,224,652.55	1,540,627.58	185,198,841.80
Counterpart funds						
Government of Kenya	263,393.70	31,662,551.30	263,393.70	31,662,551.30	-	-

Project information and overall performance (continued)

2.8 Summary of Overall Project Performance:

- i) Budget performance against actual amounts for current year and for cumulative to-date,
- ii) Physical progress based on outputs, outcomes, and impacts since project commencement,
- iii) Indicate the absorption rate for each year since the commencement of the project.
- iv) List the implementation challenges and recommended next steps.

2.9 Summary of Project Compliance:

- i) Include significant cases of non-compliance with applicable laws and regulations eg treasury circulars on project investment management, PFM Act 2012 and Kenya vision 2030 flagship projects, and essential external financing agreements/covenants,
- ii) Include consequences suffered on account of non-compliance or likely to be suffered.
- iii) Indicate mitigation measures taken or planned to be taken to alleviate the adverse effects of actual or potential consequences of non-compliance.

3. Statement of Performance against Project's Predetermined Objectives

Introduction

Section 81 (2) (f) of the Public Finance Management Act, 2012 requires that, at the end of each financial year, the Accounting Officer when preparing financial statements of each National Government entity in accordance with the standards and formats prescribed by the Public Sector Accounting Standards Board includes a statement of the national government entity's performance against predetermined objectives.

The key development objectives of the *project's agreement/* plan are to:

Improve:

- a) The movement of people and goods along the Isiolo-Mandera Regional Road Corridor
- b) Digital connectivity along the Isiolo-Mandera Regional Road Corridor
- c) Access to social services to communities at designated locations along the targeted sections of the Isiolo-Mandera Regional Road Corridor and
- d) Improve the capacity of selected transport related institutions in Kenya

Progress on attainment of strategic development objectives

For purposes of implementing and cascading the above development objectives to specific sectors, all the development objectives were made specific, measurable, achievable, realistic and time-bound (SMART) and converted into development outcomes. Attendant indicators were identified for reasons of tracking progress and performance measurement.

Horn of Africa Gateway Development Project (HoAGDP)
Annual Report and Financial Statements for the financial year ended June 30, 2023

Below we provide the progress on attaining the stated objectives: (entity to provide this information as per the table below or in a more relevant format to its operations)

Project	Objective	Outcome	Indicator	Performance
- Horn Of Africa Gateway Development Project (HoAGDP)	- To improve the movement of people and goods along the Isiolo-Mandera Regional Road Corridor	- reduced travel time between Isiolo to Modogashe; and Wajir to Elwak, disaggregated by passengers and freight; - Increased public transport service providers along Isiolo-Modogashe and Wajir-Elwak - Reduced road crash fatalities between Isiolo-Mandera road section -Reduced time taken to cross borders	- Average Travel time between Isiolo to Modogashe; and Wajir to Elwak, disaggregated by passengers and freight; - Number of public transport service providers along Isiolo-Modogashe and Wajir-Elwak - Number of road crash fatalities between Isiolo-Mandera road section (per 1,000 vehicles) - Average time to cross target border crossing	In FY 2022/2023 we increased motorable and passable roads by 35%.
-	- To improve digital connectivity along the Isiolo-Mandera Regional Road Corridor	- Reduced processing time at border crossing for freight trucks and passenger vehicles -Increased online public services used by communities along the corridor	- Road Management Information System utilized for decision making and setting performance targets; - Number of online public services used by communities along the	The ICT experts are currently installing the digital equipment on the border.

***Horn of Africa Gateway Development Project (HoAGDP)
Annual Report and Financial Statements for the financial year ended June 30, 2023***

			<p>corridor per month; - Average processing time at border crossing for freight trucks and passenger vehicles</p> <p>- Number of social infrastructure and service provided</p> <p>- Number of women and children utilizing the improved social services (Social/Gender disaggregated)</p>	<p>The project has commenced construction of social amenities such as boreholes, schools and health centres.</p>
<p>- To improve access to social services to communities at designated locations along Isiolo-Mandera road</p>	<p>-increased provision of basic services such as School, Market, health clinic constructed, and services provided</p> <p>- Increased number of women and children utilizing the improved social services (Social/Gender disaggregated)</p> <p>- Enhanced project oversight</p>	<p>- Number of Kenyan trained in new skills</p>	<p>The project has facilitated the training of close to 400 staff in order to instil more skills and expertise.</p>	
<p>- To improve the capacity of selected transport-related institutions in Kenya</p>				

4. Environmental and Sustainability reporting

Currently the state department is not involved in any environmental and sustainability reporting since the activities under the department are not interactive with any society.

5. Statement of Project Management responsibilities

The Principal Secretary for the State Department for Roads and the Project Coordinator for Horn of Africa Gateway Development Project (HoAGDP) (Chief Engineer Roads) are responsible for the preparation and presentation of the Project's financial statements, which give a true and fair view of the state of affairs of the Project for and as at the end of the financial year ended on June 30, 2023.

This responsibility includes (i) Maintaining adequate financial management arrangement and ensuring that these continue to be effective throughout the reporting period, (ii) Maintaining proper accounting records, which disclose with reasonable accuracy at any time the financial position of the project, (iii) Designing, implementing and maintaining internal controls relevant to the preparation and fair presentation of the financial statement, and ensuring that they are free from material misstatements, whether due to error or fraud, (iv) safeguarding the assets of the project, (v) Selecting and applying appropriate accounting policies and (vi) Making accounting estimates that are reasonable in the circumstances.

The Principal Secretary for the State Department for Roads and the Project Coordinator for Horn of Africa Gateway Development Project (HoAGDP) accept responsibility for the Project's financial statements, which have been prepared on the Cash Basis Method of Financial Reporting, using appropriate accounting policies in accordance with International Public Sector Accounting Standards.


The Principal Secretary for the State Department for Roads and the Project Coordinator for Horn of Africa Gateway Development Project (HoAGDP) are of the opinion that the Project's financial statements give a true and fair view of the state of Project's transactions during the financial year ended June 30, 2023, and of the Project's financial position as at that date. The Principal Secretary for State Department for Roads and the Project Coordinator for Horn of Africa Gateway Development Project (HoAGDP) further confirm the completeness of the accounting records maintained for the Project, which have been relied upon in the preparation of the Project financial statements as well as the adequacy of the systems of internal financial control.

Horn of Africa Gateway Development Project (HoAGDP)
Annual Report and Financial Statements for the financial year ended June 30, 2023

The *Principal Secretary* for the State Department for Roads and the Project Coordinator for Horn of Africa Gateway Development Project (HoAGDP) confirm that the Project has complied fully with applicable Government Regulations and the terms of external financing covenants, and that Project funds received during the financial year under audit were used for the eligible purposes for which they were intended and were properly accounted for.

Approval of the Project Financial Statements

The Project financial statements were approved by the Principal Secretary for the State Department for Roads and the Project Coordinator for Horn of Africa Gateway Development Project (HoAGDP) on 25TH 10^g 2023 and signed by:



.....
Eng. Joseph Mbugua
Principal Secretary



.....
Eng. Sospeter Gitonga
Project Coordinator



.....
Cyrus Njau
Project Accountant
CPAK MBA, CPSK
ICPAK Member No. 19592

REPUBLIC OF KENYA

Telephone: +254-(20) 3214000
E-mail: info@oagkenya.go.ke
Website: www.oagkenya.go.ke



HEADQUARTERS
Anniversary Towers
Monrovia Street
P.O. Box 30084-00100
NAIROBI

REPORT OF THE AUDITOR-GENERAL ON HORN OF AFRICA GATEWAY DEVELOPMENT PROJECT CREDIT NUMBER 6768-KE FOR THE YEAR ENDED 30 JUNE, 2023 - STATE DEPARTMENT FOR ROADS

PREAMBLE

I draw your attention to the contents of my report which is in three parts:

- A. Report on the Financial Statements that considers whether the financial statements are fairly presented in accordance with the applicable financial reporting framework, accounting standards and the relevant laws and regulations that have a direct effect on the financial statements.
- B. Report on Lawfulness and Effectiveness in Use of Public Resources which considers compliance with applicable laws, regulations, policies, gazette notices, circulars, guidelines and manuals and whether public resources are applied in a prudent, efficient, economic, transparent and accountable manner to ensure Government achieves value for money and that such funds are applied for the intended purpose.
- C. Report on Effectiveness of Internal Controls, Risk Management and Governance which considers how the entity has instituted checks and balances to guide internal operations. This responds to the effectiveness of the governance structure, the risk management environment and the internal controls developed and implemented by those charged with governance for orderly, efficient and effective operations of the entity.

An unmodified opinion does not necessarily mean that an entity has complied with all relevant laws and regulations and that its internal controls, risk management and governance systems are properly designed and were working effectively in the financial year under review.

The three parts of the report are aimed at addressing the statutory roles and responsibilities of the Auditor-General as provided by Article 229 of the Constitution, the Public Finance Management Act, 2012 and the Public Audit Act, 2015. The three parts of the report, when read together constitute the report of the Auditor-General.

REPORT ON THE FINANCIAL STATEMENTS

Opinion

I have audited the accompanying financial statements of Horn of Africa Gateway Development Project – State Department for Roads set out on pages 1 to19, which

comprise of the statement of financial assets as at 30 June, 2023, and the statement of receipts and payments, statement of cash flow and the statement of comparison of budget and actual amounts for the year then ended, and a summary of significant accounting policies and other explanatory information in accordance with the provisions of Article 229 of the Constitution of Kenya and Section 35 of the Public Audit Act, 2015. I have obtained all the information and explanations which, to the best of my knowledge and belief, were necessary for the purpose of the audit.

In my opinion, the financial statements present fairly, in all material respects, the financial position of the Horn of Africa Gateway Development Project as at 30 June, 2023, and of its financial performance and its cash flows for the year then ended, in accordance with International Public Sector Accounting Standards (Cash Basis) and comply with the Public Finance Management Act, 2012 and Financing Agreement for Credit No.6768-KE dated 7 October, 2020 between International Development Association (IDA) and the Government of the Republic of Kenya.

In addition, the special account statement presents fairly, the special account transactions and the closing balance has been reconciled with the books of account.

Basis for Opinion

The audit was conducted in accordance with International Standards of Supreme Audit Institutions (ISSAIs). I am independent of the Horn of Africa Gateway Development Project Management in accordance with ISSAI 130 on Code of Ethics. I have fulfilled other ethical responsibilities in accordance with the ISSAI and in accordance with other ethical requirements applicable to performing audits of financial statements in Kenya. I believe that the audit evidence I have obtained is sufficient and appropriate to provide a basis for my opinion.

Key Audit Matters

Key audit matters are those matters that, in my professional judgment, are of most significance in the audit of the financial statements. There were no key audit matters to report in the year under review.

Other Matter

Budgetary Control and Performance

The statement of comparison of budget and actual amounts reflects final receipts budget and actual receipts on comparable basis of Kshs.490,000,000 and Kshs.576,493,746 respectively, resulting in excess receipts of Kshs.86,493,746 or 17.7% of the budget. Similarly, the statement reflects final expenditure budget and actual on comparable basis of Kshs.490,000,000 and Kshs.404,186,981 respectively, resulting in an under expenditure of Kshs.85,813,019 or 17.5% of the budget.

The under-expenditure affected the planned activities of the Project and may have impacted negatively on service delivery to the public.

REPORT ON LAWFULNESS AND EFFECTIVENESS IN USE OF PUBLIC RESOURCES

Conclusion

As required by Article 229(6) of the Constitution, based on the audit procedures performed, I confirm that, nothing has come to my attention to cause me to believe that public resources have not been applied lawfully and in an effective way.

Basis for Conclusion

The audit was conducted in accordance with ISSAI 4000. The standard requires that I comply with ethical requirements and plan and perform the audit to obtain assurance about whether the activities, financial transactions and information reflected in the financial statements are in compliance, in all material respects, with the authorities that govern them. I believe that the audit evidence I have obtained is sufficient and appropriate to provide a basis for my conclusion.

REPORT ON EFFECTIVENESS OF INTERNAL CONTROLS, RISK MANAGEMENT AND GOVERNANCE

Conclusion

As required by Section 7(1)(a) of the Public Audit Act, 2015, based on the audit procedures performed, I confirm that, nothing has come to my attention to cause me to believe that internal controls, risk management and overall governance were not effective.

Basis for Conclusion

The audit was conducted in accordance with ISSAI 2315 and ISSAI 2330. The standards require that I plan and perform the audit to obtain assurance about whether effective processes and systems of internal control, risk management and overall governance were operating effectively, in all material respects. I believe that the audit evidence I have obtained is sufficient and appropriate to provide a basis for my conclusion.

REPORT ON OTHER LEGAL AND REGULATORY REQUIREMENTS

As required by International Development Association, I report based on my audit, that:

I have obtained all the information and explanations which, to the best of my knowledge and belief, were necessary for the purpose of the audit;

In my opinion, adequate accounting records have been kept by the Project, so far as appears from the examination of those records; and,

The Project's financial statements are in agreement with the accounting records and returns.

Responsibilities of Management and those Charged with Governance

Management is responsible for the preparation and fair presentation of these financial statements in accordance International Public Sector Accounting Standards (Cash Basis) and for maintaining effective internal control as Management determines is necessary to enable the preparation of financial statements that are free from material misstatement, whether due to fraud or error and for its assessment of the effectiveness of internal control, risk management and overall governance.

In preparing the financial statements, Management is responsible for assessing the Project's ability to continue to sustain services, disclosing, as applicable, matters related to sustainability of services and using the applicable basis of accounting unless Management is aware of the intention to terminate the Project or to cease operations.

Management is also responsible for the submission of the financial statements to the Auditor-General in accordance with the provisions of Section 47 of the Public Audit Act, 2015.

In addition to the responsibility for the preparation and presentation of the financial statements described above, Management is also responsible for ensuring that the activities, financial transactions and information reflected in the financial statements are in compliance with the authorities which govern them, and that public resources are applied in an effective way.

Those charged with governance are responsible for overseeing the Project's financial reporting process, reviewing the effectiveness of how Management monitors compliance with relevant legislative and regulatory requirements, ensuring that effective processes and systems are in place to address key roles and responsibilities in relation to governance and risk management, and ensuring the adequacy and effectiveness of the control environment.

Auditor-General's Responsibilities for the Audit

The audit objectives are to obtain reasonable assurance about whether the financial statements as a whole are free from material misstatement, whether due to fraud or error, and to issue an auditor's report that includes my opinion in accordance with the provisions of Section 48 of the Public Audit Act, 2015 and submit the audit report in compliance with Article 229(7) of the Constitution. Reasonable assurance is a high level of assurance, but is not a guarantee that an audit conducted in accordance with ISSAIs will always detect a material misstatement and weakness when it exists. Misstatements can arise from fraud or error and are considered material if, individually or in the aggregate, they could reasonably be expected to influence the economic decisions of users taken on the basis of these financial statements.

In addition to the audit of the financial statements, a compliance audit is planned and performed to express a conclusion about whether, in all material respects, the activities, financial transactions and information reflected in the financial statements are in

compliance with the authorities that govern them and that public resources are applied in an effective way, in accordance with the provisions of Article 229(6) of the Constitution and submit the audit report in compliance with Article 229(7) of the Constitution.

Further, in planning and performing the audit of the financial statements and audit of compliance, I consider internal control in order to give an assurance on the effectiveness of internal controls, risk management and overall governance processes and systems in accordance with the provisions of Section 7(1)(a) of the Public Audit Act, 2015 and submit the audit report in compliance with Article 229(7) of the Constitution. My consideration of the internal control would not necessarily disclose all matters in the internal control that might be material weaknesses under the ISSAIs. A material weakness is a condition in which the design or operation of one or more of the internal control components does not reduce to a relatively low level the risk that misstatements caused by error or fraud in amounts that would be material in relation to the financial statements being audited may occur and not be detected within a timely period by employees in the normal course of performing their assigned functions.

Because of its inherent limitations, internal control may not prevent or detect misstatements and instances of noncompliance. Also, projections of any evaluation of effectiveness to future periods are subject to the risk that controls may become inadequate because of changes in conditions, or that the degree of compliance with the policies and procedures may deteriorate.

As part of an audit conducted in accordance with ISSAIs, I exercise professional judgement and maintain professional skepticism throughout the audit. I also:

- Identify and assess the risks of material misstatement of the financial statements, whether due to fraud or error, design and perform audit procedures responsive to those risks, and obtain audit evidence that is sufficient and appropriate to provide a basis for my opinion. The risk of not detecting a material misstatement resulting from fraud is higher than for one resulting from error, as fraud may involve collusion, forgery, intentional omissions, misrepresentations, or the override of internal control.
- Evaluate the appropriateness of accounting policies used and the reasonableness of accounting estimates and related disclosures made by the Management.
- Conclude on the appropriateness of the Management's use of the applicable basis of accounting and, based on the audit evidence obtained, whether a material uncertainty exists related to events or conditions that may cast significant doubt on the Project's ability to continue to sustain its services. If I conclude that a material uncertainty exists, I am required to draw attention in the auditor's report to the related disclosures in the financial statements or, if such disclosures are inadequate, to modify my opinion. My conclusions are based on the audit evidence obtained up to the date of my audit report. However, future events or conditions may cause the Project to cease to continue to sustain its services.
- Evaluate the overall presentation, structure and content of the financial statements, including the disclosures and whether the financial statements represent the underlying transactions and events in a manner that achieves fair presentation.

- Obtain sufficient appropriate audit evidence regarding the financial information and business activities of the Project to express an opinion on the financial statements.
- Perform such other procedures as I consider necessary in the circumstances.

I communicate with the Management regarding, among other matters, the planned scope and timing of the audit and significant audit findings, including any significant deficiencies in internal control that are identified during the audit.

I also provide Management with a statement that I have complied with relevant ethical requirements regarding independence and to communicate with them all relationships and other matters that may reasonably be thought to bear on my independence, and where applicable, related safeguards.


CPA Nancy Gathungu, CBS
AUDITOR-GENERAL


Nairobi


24 October, 2023


Horn of Africa Gateway Development Project (HoAGDP)
Annual Report and Financial Statements for the financial year ended June 30, 2023

7. Statement of Receipts and Payments for the year ended 30th June 2023.

	Note	FY 2022/23			FY 2021/22			Cumulative to-date (From inception)
		Receipts and payments controlled by the entity	Payments made by third parties	Total	Receipts and payment controlled by the entity	Payments made by third parties	Total	
Receipts		Kshs.	Kshs.	Kshs.	Kshs.	Kshs.	Kshs.	
Loan from external development partners	1	576,493,746.10	-	576,493,746.10	117,251,593.25	-	117,251,593.25	713,423,494.35
Total receipts		576,493,746.10	-	576,493,746.10	117,251,593.25	-	117,251,593.25	713,423,494.35
Payments		Kshs.	Kshs.	Kshs.	Kshs.	Kshs.	Kshs.	
Compensation to employees	2	75,417,628.00	-	75,417,628.00	41,542,840.80	-	41,542,840.80	121,050,526.80
Purchase of goods and services	3	309,440,946.15	-	309,440,946.15	78,404,772.75	-	78,404,772.75	387,845,718.90
Acquisition of non-financial assets	4	19,328,406.85	-	19,328,406.85	-	-	-	19,328,406.85
Total payments		404,186,981.00	-	404,186,981.00	119,947,613.55	-	119,947,613.55	528,224,652.55
Surplus/ (deficit)		172,306,765.10	-	172,306,765.10	(2,696,020.30)	-	(2,696,020.30)	185,198,841.80

.....

Eng. Joseph Mbugua
 Principal Secretary


.....

Eng. Sospeter Gitonga
 Project Coordinator

.....

Cyrus Njau
 Project Accountant
 CPAK MBA, CPSK
 ICPAK Member No. 19592

8. Statement of Financial Assets as at 30th June 2023

Description	Note	FY 2022/23	FY 2021/22
		Kshs	Kshs
Financial Assets			
Cash and Cash equivalents			
Bank Balances	6.A	185,198,841.70	9,450,152.90
Total Cash and Cash equivalents		185,198,841.70	9,450,152.90
Imprests and Advances	6.B		3,441,923.70
Total Financial Assets		185,198,841.70	12,892,076.60
Financial Liabilities			
Third party Deposits and Retention		-	-
Net Assets		185,198,841.70	12,892,076.60
Represented By			
Fund Balance B/fwd.	7	12,892,076.60	15,588,096.90
Surplus/(Deficit) for the Year		172,306,765.10	(2,696,020.30)
Net Financial Position		185,198,841.70	12,892,076.60

The accounting policies and explanatory notes to these financial statements form an integral part of the financial statements. The financial statements were approved on 25th/09/2023 and signed by:



.....
Eng. Joseph Mbugua
 Principal Secretary



.....
Eng. Sospeter Gitonga
 Project Coordinator




.....
Cyrus Njau
 Project Accountant
 CPAK MBA, CPSK
 ICPAK Member No. 19592

9. Statement of Cashflow for the year ended 30th June 2023

Description	Notes	FY 2022/23	FY 2021/22
		Kshs	Kshs
Cashflow from operating activities			
Total receipts		-	-
Payments			
Compensation of employees	2	(75,417,628.00)	(41,542,840.80)
Purchase of goods and services	3	(309,440,946.15)	(78,404,772.75)
Total Payments		(384,858,574.15)	(119,947,613.55)
Net receipts/(payments)		(384,858,574.15)	(119,947,613.55)
Adjustments during the year			
Decrease/(increase) in accounts receivable	9	3,441,923.70	(3,441,923.70)
Net cash flow from operating activities		-	(3,441,923.70)
Acquisition of non-financial assets	4	(19,328,406.85)	
Net cash flows from investing activities		(400,745,057.30)	(123,389,537.25)
Cash flow from financing activities			
Proceeds from foreign borrowings	1	576,493,746.10	117,251,593.25
Net cash flow from financing activities		576,493,746.10	117,251,593.25
Net increase in cash and cash equivalents		175,748,688.8	(6,137,944.00)
Cash and cash equivalent at the beginning of the year	5	9,450,152.90	15,588,097.00
Cash and cash equivalent at the end of the year	5	185,198,841.70	9,450,152.90


The accounting policies and explanatory notes to these financial statements form an integral part of the financial statements. The entity financial statements were approved on 25th Aug 2023 and signed by:



Eng. Joseph Mbugua
 Principal Secretary



Eng. Sospeter Gitonga
 Project Coordinator



Cyrus Njau
 Project Accountant
 CPAK MBA, CPSK
 ICPAK Member No. 19592

**Horn of Africa Gateway Development Project (HoAGDP)
Annual Report and Financial Statements for the financial year ended June 30, 2023**

10. Statement of Comparison of Budget and Actual amounts for year ended 30th June 2023

Receipts/Payments Item	Original Budget a	Adjustments b	Final Budget c=a+b	Actual on Comparable Basis d	Budget Utilization Difference e=c-d	% of Utilization f=d/c %
Receipts						
Proceeds from borrowings	1,200,000,000	(710,000,000)	490,000,000	576,493,746.10	-86,493,746.10	118%
Total Receipts	1,200,000,000	(710,000,000)	490,000,000	576,493,746	-86,493,746	118%
Payments						
Compensation to employees	80,000,000.00		80,000,000.00	75,417,628.00	4,582,372.00	94%
Purchase of goods and services	970,000,000.00	(580,000,000)	390,000,000.00	309,440,946.15	80,559,053.85	79%
Acquisition of non-financial assets	150,000,000.00	(130,000,000.00)	20,000,000.00	19,328,406.85	671,593.15	97%
Total Payments	1,200,000,000.00	(710,000,000.00)	490,000,000.00	404,186,981.00	85,813,019.00	82%
Surplus or Deficit				172,306,765.10		

Note: The significant budget utilisation/performance differences in the last column are explained in Annex 2 to these financial statements.

.....

Eng. Joseph Mbugua

Principal Secretary

.....

Eng. Sospeter Gitonga

Project Coordinator

.....

Cyrus Njau

Project Accountant
CPAK MBA, CPSK
ICPAK Member No. 19592

11. Significant Accounting Policies

The principal accounting policies adopted in the preparation of these financial statements are set out below:

a) Statement of compliance and basis of preparation

The financial statements have been prepared in accordance with Cash-basis IPSAS financial reporting under the cash basis of accounting, as prescribed by the PSASB and set out in the accounting policy note below. This cash basis of accounting has been supplemented with accounting for; a) receivables that include imprests and salary advances and b) payables that include deposits and retentions. The financial statements comply with and conform to the form of presentation prescribed by the PSASB.

The accounting policies adopted have been consistently applied to all the years presented.

b) Reporting entity

The financial statements are for Horn of Africa Gateway Development Project (HoAGDP) under the State Department for Roads. The financial statements are for the reporting entity State Department for Roads as required by Section 81 of the PFM Act, 2012 .

c) Reporting currency

The financial statements are presented in Kenya Shillings (Kshs), which is the functional and reporting currency of the Project and all values are rounded to the nearest Kenya Shilling.

d) Recognition of receipts

The Project recognises all receipts from the various sources when the event occurs, and the related cash has been received.

i) Transfers from the Exchequer

Transfer from Exchequer is recognized in the books of accounts when cash is received. Cash is considered as received when payment instruction is issued to the bank and notified to the receiving entity.

Significant Accounting Policies (continued)

ii) External Assistance

External assistance is monies received through grants and loans from multilateral and bilateral development partners.

iii) Other receipts

These include Appropriation-in-Aid and relates to receipts such as proceeds from disposal of assets and sale of tender documents. These are recognized in the financial statements at the time associated cash is received.

iv) Donations and grants

Grants and donations shall be recognized in the books of accounts when cash is received. Cash is considered as received when a payment advice is received by the recipient entity or by the beneficiary. In case of grant/donation in kind, such grants are recorded upon receipt of the grant item and upon determination of the value. The date of the transaction is the value date indicated on the payment advice.

v) Proceeds from borrowing.

Borrowing includes external loans acquired by the Project or any other debt the Project may take and will be treated on cash basis and recognized as a receipt during the year they were received.

vi) Undrawn external assistance

These are loans and grants at reporting date as specified in a binding agreement and relate to funding for the Project currently under development where conditions have been satisfied or their ongoing satisfaction is highly likely and the project is anticipated to continue to completion. An analysis of the Project's undrawn external assistance is shown in the funding summary.

Significant Accounting Policies (continued)

e) Recognition of payments

The Project recognises all payments when the event occurs, and the related cash has been paid out by the Project.

i) Compensation to employees

Salaries and Wages, Allowances, Statutory Contribution for employees are recognized in the period when the compensation is paid.

ii) Use of goods and services

Goods and services are recognized as payments in the period when the goods/services are consumed and paid for. If not paid for during the period where goods/services are consumed, they shall be disclosed as pending bills.

iii) Interest on borrowing

Borrowing costs that include interest are recognized as payment in the period in which they incur and paid for.

iv) Repayment of borrowing (principal amount)

The repayment of principal amount of borrowing is recognized as payment in the period in which the repayment is made. The stock of debt is disclosed as an annexure to the consolidated financial statements.

Significant Accounting Policies (continued)

v) Acquisition of fixed assets

The payment on acquisition of property plant and equipment items is not capitalized. The cost of acquisition and proceeds from disposal of these items are treated as payments and receipts items respectively. Where an asset is acquired in a non-exchange transaction for nil or nominal consideration and the fair value of the asset can be reliably established, a contra transaction is recorded as receipt and as a payment. A fixed asset register is maintained by each public entity and a summary provided for purposes of consolidation. This summary is disclosed as an annexure to the consolidated financial statements.

f) In-kind donations

In-kind contributions are donations that are made to the Project in the form of actual goods and/or services rather than in money or cash terms. These donations may include vehicles, equipment or personnel services. Where the financial value received for in-kind contributions can be reliably determined, the Project includes such value in the statement of receipts and payments both as receipts and as payments in equal and opposite amounts; otherwise, the contribution is not recorded.

g) Cash and cash equivalents

Cash and cash equivalents comprise cash on hand and cash at bank, short-term deposits on call and highly liquid investments with an original maturity of three months or less, which are readily convertible to known amounts of cash and are subject to insignificant risk of changes in value. Bank account balances include amounts held at the Central Bank of Kenya and at various commercial banks at the end of the financial year. For the purposes of these financial statements, cash and cash equivalents also include short term cash imprests and advances to authorised public officers and/or institutions which were not surrendered or accounted for at the end of the financial year.

Significant Accounting Policies (Continued)

h) Restriction on cash

Restricted cash represents amounts that are limited/restricted from being used to settle a liability for at least twelve months after the reporting period. This cash is limited for direct use as required by stipulation. Amounts maintained in deposit bank accounts are restricted for use in refunding third part deposits.

i) Imprests and Advances

For the purposes of these financial statements, imprests and advances to authorised public officers and/or institutions which were not surrendered or accounted for at the end of the financial year is treated as receivables. This is in recognition of the government practice where the imprest payments are recognized as payments when fully accounted for by the imprest or AIE holders. This is an enhancement to the cash accounting policy. Other accounts receivables are disclosed in the financial statements.

j) Contingent Liabilities

A contingent liability is:

- a) A possible obligation that arises from past events and whose existence will be confirmed only by the occurrence or non-occurrence of one or more uncertain future events not wholly within the control of the entity; or
- b) A present obligation that arises from past events but is not recognised because:
 - i) It is not probable that an outflow of resources embodying economic benefits or service potential will be required to settle the obligation; or
 - ii) The amount of the obligation cannot be measured with sufficient reliability.

Some of contingent liabilities may arise from: litigation in progress, guarantees, indemnities. Letters of comfort/ support, insurance, Public Private Partnerships,

The Entity does not recognize a contingent liability but discloses details of any contingencies in the notes to the financial statements unless the possibility of an outflow of resources embodying economic benefits or service potential is remote. **Annex 6** of this financial statement is a register of the contingent liabilities in the year.

Significant Accounting Policies (Continued)

k) Contingent Assets

(The Entity) does not recognize a contingent asset, but discloses details of a possible asset whose existence is contingent on the occurrence or non-occurrence of one or more uncertain future events not wholly within the control of *(the Entity)* in the notes to the financial statements. Contingent assets are assessed continually to ensure that developments are appropriately reflected in the financial statements. If it has become virtually certain that an inflow of economic benefits or service potential will arise and the asset's value can be measured reliably, the asset and the related revenue are recognized in the financial statements of the period in which the change occurs.

l) Pending bills

Pending bills consist of unpaid liabilities at the end of the financial year arising from contracted goods or services during the year or in past years. As pending bills do not involve the payment of cash in the reporting period, they recorded as 'memorandum' or 'off-balance' When the pending bills are finally settled, such payments are included in the statement of receipts and payments in the year in which the payments are made.

m) Budget

The budget is developed on a comparable accounting basis (cash basis), the same accounts classification basis (except for accounts receivable - outstanding imprest and clearance accounts and accounts payable - deposits, which are accounted for on an accrual basis), and for the same period as the financial statements. The Project's budget was approved as required by Law and National Treasury Regulations, as well as by the participating development partners, as detailed in the Government of Kenya Budget Printed Estimates for the year. The Development Projects are budgeted for under the MDAs but receive budgeted funds as transfers and account for them separately. These transfers are recognised as inter-entity transfers and are eliminated upon consolidation. A high-level assessment of the Project's actual performance against the comparable budget for the financial year/period under review has been *included in an annex to these financial statements*.

Significant Accounting Policies (Continued)

n) Third party payments

Included in the receipts and payments, are payments made on its behalf by to third parties in form of loans and grants. These payments do not constitute cash receipts and payments.

and are disclosed in the payment to third parties' column in the statement of receipts and payments.

o) Exchange rate differences

The accounting records are maintained in the functional currency of the primary economic environment in which the Project operates (Kenya Shillings). Transactions in foreign currencies during the year/period are converted into the functional currency using the exchange rates prevailing at the dates of the transactions. Any foreign exchange gains and losses resulting from the settlement of such transactions and from the translation at year-end exchange rates of monetary assets and liabilities denominated in foreign currencies are recognised in the statements of receipts and payments.

p) Comparative figures

Where necessary comparative figures for the previous financial year/period have been amended or reconfigured to conform to the required changes in financial statement presentation.

q) Subsequent events

There have been no events subsequent to the financial year/period end with a significant impact on the financial statements for the year ended June 30, 2023.

r) Prior period adjustments

Prior period adjustments relate to errors and other adjustments noted arising from previous year(s). Explanations and details of these prior period adjustments are presented *in note xx of these financial statements*.

***Horn of Africa Gateway Development Project (HoAGDP)
Annual Report and Financial Statements for the financial year ended June 30, 2023***

12. Notes to the Financial Statements

1. Loan from External Development Partners

During the financial period to 30 June 2023, we received funding from development partners in form of loans negotiated by the National Treasury as detailed in the table below:

Description	2022/2023				2021/2022		Cumulative to date
	Date received	Amount in loan currency (EURO)	Loans received in actual amount	Loans received as direct payment*	Total amount in Kshs	Total amount in Kshs	
			Kshs	Kshs	Kshs	Kshs	Kshs
Loans received from bilateral Donors (Foreign Governments)							
World Bank (IDA)	19/08/2022	1,245,000.00	151,098,180.00	-	151,098,180.00	60,327,181.20	231,103,516.00
	26/01/2023	156,514.21	20,414,289.25	-	20,414,289.25	40,216,224.25	60,630,513.50
	26/01/2023	2,570,382.58	345,258,157.75	-	345,258,157.75	16,708,187.80	361,966,345.55
	10-Jul-23	401,408.48	59,723,119.10	-	59,723,119.10		59,723,119.10
Total		4,373,305.27	576,493,746.10		576,493,746.10	117,251,593.25	713,423,494.15

Notes to the Financial Statements (Continued)

2. Compensation to Employees

Description	2022/2023			2021/2022	Cumulative to- date
	Payments made by the Entity in Cash	Payments made by third parties	Total payments	Total payments	
-	Kshs	Kshs	Kshs	Kshs	Kshs
Remuneration of Project Management Officers	75,417,628.00	-	75,417,628.00	41,542,840.80	121,050,526.80
Total	75,417,628.00	-	75,417,628.00	41,542,840.80	121,050,526.80

Horn of Africa Gateway Development Project (HoAGDP)
Annual Report and Financial Statements for the financial year ended June 30, 2023
 Notes to the Financial Statements (Continued)

3. Purchase of Goods and Services

Description	2022/2023			2021/2022	Cumulative to-date
	Payments made in Cash	Payments made by third parties	Total payments	Total payments	
	Kshs	Kshs	Kshs	Kshs	Kshs
Purchase of Goods and Services	224,625,191.85		224,625,191.85	4,624,557.00	229,249,748.85
Training payments	84,815,754.30		84,815,754.30	73,780,215.70	158,595,970.00
Total	<u>309,440,946.15</u>	=	<u>309,440,946.15</u>	<u>78,404,772.70</u>	<u>387,845,718.85</u>

[Provide explanation as necessary]

4. Acquisition of Non-Financial Assets

Description	2022/2023			2021/2022	Cumulative to-date
	Payments made in Cash	Payments made by third parties	Total payments	Total payments	
	Kshs.	Kshs.	Kshs	Kshs	Kshs
Purchase of vehicles & other transport equipment	19,328,406.85		19,328,406.85	-	19,328,406.85
Total	19,328,406.85		19,328,406.85	-	19,328,406.85

Notes to the Financial Statements (Continued)

5. Cash And Cash equivalents

Description	2022/2023	2021/2022
	Kshs	Kshs
Bank accounts (Note 11A)	185,198,841.70	9,450,152.90
Total	185,198,841.70	9,450,152.90

(The Project) has 1 number of project accounts spread within the project implementation area and 1 number of foreign currency designated accounts managed by the National Treasury as listed below:

6. A) Bank Accounts

Project Bank Accounts

Details	2022/2023	2021/2022
	Kshs	Kshs
<u>Foreign Currency Accounts</u>		
Central Bank of Kenya [A/c No:1000477946]	185,198,841.70	9,450,152.90
Total bank account balances	185,198,841.70	9,450,152.90

Notes to the Financial Statements (Continued)

Special Deposit Accounts

The balances in the Project's Special Deposit Account(s) as at 30th June 2023 are not included in the Statement of Financial Assets since they are below the line items and are yet to be drawn into the Exchequer Account as a voted provision.

Below is the Special Deposit Account (SDA) movement schedule which shows the flow of funds that were voted in the year. These funds have been reported as loans/grants received in the year under the Statement of Receipts and Payments.

*Horn of Africa Gateway Development Project (HoAGDP)
Annual Report and Financial Statements for the financial year ended June 30, 2023*

Special Deposit Accounts Movement Schedule

Description	2022/2023	2021/2022
	Kshs	Kshs
(i) A/C Name [A/c No: 1000474858]		
Opening balance	€4,609,314.28	€4,850,000
Total amount deposited in the account	€1,546,305.22	€677,399.3
Total amount withdrawn (as per Statement of Receipts & Payments)	€(4,373,305.27)	€(918,085)
Closing balance (as per SDA bank account reconciliation attached)	<u>€1,782,314.23</u>	<u>€4,609,314</u>
(ii) A/c Name [A/c No:1000474858 (Kshs.)]		
Opening balance (as per the SDA reconciliation)	600,438,921.60	636,260,345.00
Total amount deposited in the account	202,859,781.81	81,430,169.85
Total amount withdrawn (as per Statement of Receipts & Payments)	<u>(573,733,918.37)</u>	(117,251,593.25)
Closing balance (as per SDA bank account reconciliation attached)	<u>229,564,785.04</u>	<u>600,438,921.60</u>

(The Special Deposit Account(s) reconciliation statement(s) has (have) been attached as Appendix 1 support these closing balance.

Notes to the Financial Statements (Continued)

6 B: Breakdown of Imprests and Advances

Name of Officer or Institution	Amount Taken	Amount Surrendered	Balance 2022/2023	Balance 2021/2022
	Kshs	Kshs	Kshs	Kshs
<i>James Kung'u</i>	1,720,961.85	1,720,961.85	-	1,720,961.85
<i>Francis Gitau</i>	1,720,961.85	1,720,961.85	-	1,720,961,85
Total	<u>3,441,923.70</u>	<u>3,441,923.70</u>		<u>3,441,923.70</u>

Horn of Africa Gateway Development Project (HoAGDP)
Annual Report and Financial Statements for the financial year ended June 30, 2023

7. Fund Balance Brought Forward

Description	2022/2023	2021/2022
	Kshs	Kshs
Bank accounts	185,198,841.70	9,450,152.90
Cash in hand	-	-
Outstanding imprests and advances	-	3,441,923.70
Total	185,198,841.70	12,892,076.60

Horn of Africa Gateway Development Project (HoAGDP)
Annual Report and Financial Statements for the financial year ended June 30, 2023
Notes to the Financial Statements (Continued)

8. Prior Year adjustment

	Balance b/f Previous FY (audited financial statements)	Adjustments	Adjusted balance b/f Previous FY
Description of the error	Kshs	Kshs	Kshs
Bank account Balances	-	-	-
Imprests and advances	-	-	-
Total	-	-	-

The Outstanding Imprest advance of Kshs 3,441,923 for the previous year has been accounted for in this financial year

9. Changes in Imprest and Advances

Description	2022/2023	2021/2022
	Kshs	Kshs
Opening Receivables as at 1 st July 2022	3,441,923.70	-
Closing account receivables as at 30 th June 2023	-	3,441,923.70
Change in Imprest and advances	(3,441,923.70)	3,441,923.70

Horn of Africa Gateway Development Project (HoAGDP)
Annual Report and Financial Statements for the financial year ended June 30, 2023
13. Annexes

Annex 1: Prior Year Auditor-General’s Recommendations

Reference No. on the external audit Report	Issue / Observations from Auditor	Management comments	(Resolved / Not Resolved)	Timeframe: (Put a date when you expect the issue to be resolved)
	<p>As disclosed in note 5 to the financial statements, the statement of financial assets reflects a balance of kshs. 3,441,923 in relation to outstanding imprest due from two officers that ought to have been surrendered by 28 April, 2022. However, the imprest remained outstanding as at the time of audit in October, 2022 contrary to the regulation 93 (5) of the Public Finance Management (National Government) regulations, 2015 which states that a holder of a temporary imprest shall account or surrender the imprest within 7 working days after returning to duty station.</p>	<p>The two officers had applied and received the admission letters from the respective training institutions. They had also received No Objection letters from the World Bank to attend the trainings. Imprests to facilitate the trainings were subsequently processed and paid. However, the officers were compelled to re-schedule their training dates due to subsequent Covid-19 wave and abrupt restrictions on travel requirements from the country of training. Since the restrictions and requirements has been eased, we are glad to inform you that Eng. James Kung’u and Eng. Francis Gitau have attended their training</p>	<p>resolved</p>	

Guidance Notes:

1. Use the same reference numbers as contained in the external audit report;
2. Obtain the “Issue/Observation” and “management comments”, required above, from final external audit report that is signed by Management;
3. Before approving the report, discuss the timeframe with the appointed Focal Point persons within your entity responsible for implementation of each issue;
4. Indicate the status of “Resolved” or “Not Resolved” by the date of submitting this report to National Treasury.

Horn of Africa Gateway Development Project (HoAGDP)
Annual Report and Financial Statements for the financial year ended June 30, 2023
Annex 2: Variance explanations - Comparative Budget and Actual amounts for 2022/2023

	Final Budget	Actual on Comparable Basis	Budget Utilization Difference	% of Utilization	Comments on Variance (below 90% and over 100%)
	a	b	c=a-b	d=b/a %	
Receipts					
Proceeds from borrowings	490,000,000	576,493,746.10	-86,493,746.10	118%	
Total Receipts	490,000,000	576,493,746	-86,493,746	118%	
Payments					
Compensation of employees	80,000,000.00	75,417,628.00	4,582,372.00	94%	
Purchase of goods and services	390,000,000.00	309,440,946.15	80,559,053.85	79%	
Acquisition of non-financial assets	20,000,000.00	19,328,406.85	671,593.15	97%	
Total payments	490,000,000.00	404,186,981.00	85,813,019.00	82%	

Horn of Africa Gateway Development Project (HoAGDP)
Annual Report and Financial Statements for the financial year ended June 30, 2023
Annex 3: Reconciliation of inter-entity transfers

Project Name:			
Break down of transfers from the State Department of Roads			
a. Government Counterpart funding	Bank Statement Date	Amount (Kshs)	Indicate the FY to which the amounts relate
		xx	
		xx	
Total		xx	
B. Direct payments			
	Bank Statement Date	Amount (Kshs)	Indicate the FY to which the amounts relate
		xx	
Total		xx	
C. Others			
	Bank Statement Date	Amount (Kshs)	Indicate the FY to which the amounts relate
		xx	
Total		xx	
Total (A+B+C)		xx	

The above amounts have been communicated to and reconciled with the Parent Ministry/ State Department

Sospeter Gitonga
 Project Coordinator
 State Department for Roads

Sign -----

Cyrus Njau
 Project Accountant
 State Department for Roads

Sign -----

Horn of Africa Gateway Development Project (HoAGDP)
Annual Report and Financial Statements for the financial year ended June 30, 2023
Annex 4: Summary of Fixed Assets Register

Asset class	Opening Cost (KShs) 2022/23 (a)	Donations in form of assets (KShs) 2022/2023 (b)	* Purchases/ Additions in the Year (KShs) 2022/23 (c)	** Disposals in the Year (KShs) 2022/23 (d)	Transfers in/(out) Kshs 2022/23 (d)	Closing Cost (KShs) 2023 (e)= (a)+ (b)+c- (d)+(-)d
Land	-					
Buildings and structures	-					
Transport equipment	-		19,328,406.85			19,328,406.85
Office equipment, furniture and fittings	-					
ICT Equipment,	4,624,557.00		160,220,861.3			164,845,418.30
Other Machinery and Equipment	-					
Intangible assets	-					
Work in Progress	-					
Total	4,624,557.00		179,549,268.15			184,173,825.15

Notes

* Purchases/Additions in the year reconciled to the amount in Statement of Receipts and Payments

** The disposal amount to be disclosed in this register is the cost that the asset was acquired at and not the price at which it has been sold. The balance as at the end of the year is the cumulative cost of all assets bought and inherited by the project. Additions during the year should tie to note 18 on acquisition of assets during the year. Ensure this section is complete covering all the entities assets. Ensure the complete fixed asset register is separately prepared as per circular number 5/2020 and follow up reminder of circular No. 23/2020 of The National Treasury

Horn of Africa Gateway Development Project (HoAGDP)
Annual Report and Financial Statements for the financial year ended June 30, 2023

Annex 9: Other Support Documents

- i. Signed confirmations from beneficiaries in Transfers to Other Government Entities
- ii. Bank Reconciliations statement as at 30th June 2023
- iii. Board of Survey Report
- iv. Special Deposit Account(s) reconciliation statement(s)
- v. GOK IFMIS comparison Trial Balance (*Where applicable*)

**HORN OF AFRICA GATEWAY DEVELOPMENT PROJECT - SDOI
STATEMENT OF SPECIAL (DESIGNATED) ACCOUNT RECONCILIATION
FOR THE YEAR ENDED 30 JUNE 2023**

Credit No.: IDA LOAN CREDIT NO.67680-KE (DA-E)

Bank Account No.: 1000474858 Held with CENTRAL BANK OF KENYA

	NOTES	AMOUNT EURO	AMOUNT EURO
1	Amount advanced by IDA		7,223,719.52
	Less:		
2	Total amount documented		2,223,719.52
3	Outstanding amount to be documented		5,000,000.00
	Represented by:		
4	Ending Special account Balance as as 30 June 2023		1,782,314.23
5	Amounts claimed but not credited as at 30 June 2023		
6	Amounts withdrawn and not claimed		3,217,685.77
7	Service Charges (if not included in lines 5 and 6 above)		-
8	Interest earned (if included in Special Account)		-
9	Total advance to Special Account Year ended 30 June 2023		5,000,000.00

Discrepancy between total appearing on line 3 and 9

-

Notes:

- 1 Explain the discrepancy between totals appearing on lines 3 and 9 above (e.g amount due to be refunded to cover ineligible expenditures paid from the Special/Designated Account)
- 2 Indicate if amount appearing on line 6 is eligible for financing by IDA and provide reasons for not claiming the expenditures

Signature

**AUTHORISED REPRESENTATIVE
RESOURCE MOBILISATION DEPARTMENT
THE NATIONAL TREASURY**

DATE: 28-08-2023

SPECIAL ACCOUNT STATEMENT

For period ending	30th JUNE, 2023
Account No.	1000474858
Depository Bank	CENTRAL BANK OF KENYA
Address	CBK
Related Loan	HOAGDP- SDOI
Credit Agreement	
Currency	EUR

Part A - Account Activity

Beginning balance of 1st July, 2022 as per C.B.K. Ledger Account	4,609,314.28
Add:	
Total Amount deposited by World Bank	1,546,305.22
Total Interest earnings if deposited in account	
Total amount refunded to cover ineligible expenditure	
Deduct:	
Total amount withdrawn	4,373,305.27
Total service charges if not included above in amount withdrawn	
Ending balance on 30th June, 2023	1,782,314.23

**AUTHORISED REPRESENTATIVE
CENTRAL BANK OF KENYA**

SIGNATURE:

DATE

21.07.2023

**AUTHORISED REPRESENTATIVE
EXTERNAL RESOURCES
DEPARTMENT-TREASURY**

SIGNATURE:

DATE

28.08.2023

NOTE: The ending balance as per Central Bank of Kenya Ledger Account and the off-shore Special Account as at 30th June, 2023 have been reconciled and a copy of the supporting Reconciliation Statement is attached.

Run Date: 19/07/2023
 CENTRAL BANK OF KENYA
 BANKI KUU YA KENYA
 P.O.BOX 60000-0100
 NAIROBI
 STATEMENT PERIOD: From 01/07/2023 To

Run Time: 13:08:31

STATEMENT OF ACCOUNT PAGE NO: 1

ACCOUNT NUMBER : 1000474858

ACCOUNT TITLE : HOAGDP- SDOI
 30/06/2023

NO.	DATE	REFERENCE NO	DETAILS	DEBIT	CREDIT BALANCE	
OPENING BAL :						
				4,609,314.28		
NO.	Value Date	Reference.No	Details	Debit	Credit	Balance
1	10/08/2022	FT22222P8024	PA128250	-1,245,000.00	0.00	3364314.28
2	06/10/2022	FT22279ZRVN	FUNDING	0.00	988,392.53	4352706.81
3	08/12/2022	FT22342M91D2	FUNDING	0.00	156,509.21	4509216.02
4	20/12/2022	FT22354L2VZ9	PA129579	-156,514.21	0.00	4352701.81
5	22/02/2023	FT23053FYL26	PA129621	-2,570,382.58	0.00	1782319.23
6	02/05/2023	FT23122WZG63	FUNDING	0.00	401,403.48	2183722.71
7	25/05/2023	FT2314515V4C	PA129936	-401,408.48	0.00	1782314.23

END OF ACCOUNT STATEMENT

CLOSING BALANCE : 1782314.23

Favourites

TAM.E STMT OF ACCT.EPRM

[More Options](#)

[Clear Selection](#)

Find

- Account equals v 1000474858
- Statement From equals v 20220701
- Statement To equals v 20230630

TAM.E STMT OF ACCT EPRM

REPUBLIC OF KENYA

MINISTRY OF TRANSPORT AND INFRASTRUCTURE

(State Department of Infrastructure)

FY 2022/2023

BANK RECONCILIATION

HORN OF AFRICA ACCOUNT STATION -MOR -HQ

HORN OF AFRICA ACCOUNT NO. 1000477946 FOR THE MONTH ENDED 24 JULY 2023

	KShs.	KShs.	KShs.
Balance as per bank certificate			185,198,841.70
Less:			
1 Payments in cash book not yet recorded in bank statement	-		
2 Receipts in bank statement not yet recorded in cash book	-	-	
Add:			
3 Payments in bank statement not yet recorded in cash book	-		
4 Receipts in cash book not yet recorded in bank statement	-	-	
Balance as per the cash book			185,198,841.70

I certify that I have verified the Bank Balance in the Cash Book with the Bank statement and that the above reconciliation is correct

.....
Signature

Deputy Accountant General
Designation

30/06/23
Date

HORN OF AFFRICA ACCOUNT NO. 1000477946 BANK RECONCILIATION
PAYMENTS IN CASH BOOK NOT RECORDED IN BANK STATEMENT

AS AT 24TH JULY 2023

-

HORN OF AFFRICA ACCOUNT NO. 1000477946 BANK RECONCILIATION
PAYMENT IN BANK STATEMENT NOT RECORDED IN CASH BOOK
AS AT 24TH JULY 2023

DATE	REF: NO	PAYMENT PARTICULARS	AMOUNT (KSHS)
TOTAL			<u> </u> <u> </u> <u> </u> -

HORN OF AFRICA ACCOUNT STATION -MOR -HQ		
HORN OF AFRICA ACCOUNT NO. 1000477946		
TRIAL BALANCE AS AT 30TH JUNE 2023		
Details	Dr	Cr
Fund bal b/f		12,892,076.60
Remuneration	75,417,628.00	
Training	84,815,754.30	
ICT	160,220,861.30	
Development loans		576,493,746.10
MOTOR VEHICLE	19,328,406.85	
Goods & services	64,404,330.55	
Bank	185,198,841.70	
	589,385,822.70	589,385,822.70

Amu

HORN OF AFRICA ACCOUNT NO. 1000477946			
----------------------------------------------	--	--	--

Goods

	Txn. Date	Transaction Details	Dr. Amount
22	29-Aug-22	Hawaka General Contractors Limited	25,006,205.90
		w/t	862,282.95
		retantion	2,874,276.55
21	30-Aug-22	Hawaka General Contractors Limited	6,519,596.00
		retantion	749,378.85
		w/t	224,813.65
328	05-06-23	Hawaka General Contractors Limited	3,987,599.85
		w/t	123,327.85
			40,347,481.60

Services and Consultancies

78	28-11-22	Solomon waithaka	2,463,148.60
		w/tax	129,639.40
86	15-12-22	frederick addo	4,448,423.20
	15-12-22	w/tax	234,127.55
129	21-02-23	frederick addo	3,184,618.50
		w/tax	167,611.50
130	01-03-23	frederick Addo	1,416,012.00
163	16-03-23	Solomon waithaka	2,450,532.85
		w/tax	128,975.40
213	04-04-23	Solomon waithaka	3,231,909.50
		w/tax	170,100.50
214	04-04-23	frederick addo	5,730,162.45
		w/tax	301,587.50
		TOTALS	24,056,848.95

Grand TOTALS	64,404,330.55
---------------------	----------------------

Sumu

HORN OF AFRICA ACCOUNT STATION -MOR -HQ**HORN OF AFRICA ACCOUNT NO. 1000477946**

	Txn. Date	Transaction Details	Dr. Amount
6	28-Jul-22	JOSEPH N NDEGWA	- 11,440.00
10	05-Aug-22	INTERNATIONAL RENAISSANCE CENTRE	657,789.40
8	05-Aug-22	CYRUS NGANGA NJAU	685,980.40
9	05-Aug-22	JOSEPH MUOKA	685,980.40
59	07-09-22	cyrus AMBASI	801,945.75
60	07-09-22	esami	259,453.00
96	27-01-23	muhonja emoti	701,696.00
97	27-01-23	millicent kuria	94,000.00
98	27-01-23	ester muthengi	136,000.00
99	27-01-23	brettar mbindyo	234,000.00
100	27-01-23	elvis kandie	630,832.30
101	27-01-23	mathew Tarus	823,875.55
102	27-01-23	esami	366,484.65
111	03-02-23	micah bowen	630,842.30
112	03-02-23	samson muthee	460,060.45
113	03-02-23	IRC	1,075,021.75
114	03-02-23	IRC	864,000.00
115	21-02-23	boniface maithya	165,600.00
116	21-02-23	sospeter gitonga	202,000.00
117	21-02-23	elvis kandie	101,900.00
118	21-02-23	cyrus njau	165,600.00
119	21-02-23	tony langat	202,000.00
120	21-02-23	timothy mwakazi	165,600.00
122	21-02-23	zacheus mbogo	165,600.00
123	21-02-23	robert chemjor	165,600.00
124	21-02-23	lucy gituma	165,600.00
125	21-02-23	armstrong kioli	165,600.00
127	21-02-23	solomon waitthaka	654,151.00
128	21-02-23	KISM	2,580,000.00
131	01-03-23	joyline rono	318,400.00
132	01-03-23	victor mutwiri	318,400.00
133	01-03-23	isaac kiarie	318,400.00
134	01-03-23	caroline kinoti	318,400.00
135	01-03-23	pius kariuki	318,400.00
136	01-03-23	barasa nyongesa	394,000.00
138	01-03-23	stephen sitienei	394,000.00
139	01-03-23	clive muita	394,000.00
140	01-03-23	david ngugi	202,000.00
141	01-03-23	benedict jeseeph	544,229.75
142	01-03-23	winnie chore	204,000.00
143	01-03-23	uon	129,000.00
144	01-03-23	ksg msa	315,000.00
145	01-03-23	ksg msa	84,000.00
146	01-03-23	ksg msa	336,000.00
147	01-03-23	ksg msa	210,000.00
148	01-03-23	uon	707,000.00
149	03-03-23	winnie chore	167,000.00

150	03-03-23	uon	667,054.00
157	14-03-23	catherine kangangi	202,000.00
158	14-03-23	caroline lumumba	165,600.00
159	14-03-23	victor odula	238,400.00
160	14-03-23	seth otero	202,000.00
161	14-03-23	judith kerich	271,646.50
162	14-03-23	uon	58,386.00
164	23-03-23	justus omuga musakala	637,200.00
165	23-03-23	paul kamau kuria	430,000.00
166	23-03-23	joachim mbarua	107,800.00
168	23-03-23	Emmanuel muthoka	258,300.00
169	23-03-23	Maurice simiyu nabende	122,500.00
170	23-03-23	stanley mwangi	635,500.00
171	23-03-23	Johnstone nyongesa	462,200.00
172	23-03-23	james mwathi	88,200.00
173	23-03-23	magdaline kamotheo	39,300.00
174	23-03-23	sospeter gitonga	78,500.00
176	23-03-23	Philip meoli sintei	1,128,959.00
177	23-03-23	Irene achieng	507,387.00
178	23-03-23	Florence c.Bukachi	318,400.00
179	23-03-23	Eric injenga rubia	744,349.95
180	23-03-23	Kennedy mbogo njeru	507,387.00
181	23-03-23	Mary wamiru	252,000.00
182	23-03-23	Dennis kabuka mirwoba	78,500.00
183	23-03-23	Joseph kahoro kihara	34,300.00
184	23-03-23	samson muthee	220,800.00
185	23-03-23	Gilbert gitonga	375,800.00
186	23-03-23	henry nyakwaya	78,500.00
187	23-03-23	Richard githaiga thitai	88,200.00
188	23-03-23	William mosbei	170,900.00
189	23-03-23	zacheus mbogo	512,800.00
190	23-03-23	Bernard gitau ngugi	78,500.00
191	23-03-23	charles kabiru	78,500.00
192	23-03-23	Boniface mukuli maithya	63,800.00
193	23-03-23	stephen kogi	122,500.00
194	23-03-23	stanley kinoti	63,800.00
195	23-03-23	fridrick kathanga	78,500.00
196	23-03-23	mercy yvone muthee	63,800.00
197	23-03-23	Victor odiwuor odula	93,200.00
198	23-03-23	Daniel wanjau wanyiri	78,500.00
199	23-03-23	Alex musyoka mbuvi	78,500.00
200	27-03-23	Lake naivasha resort	2,500,000.00
201	27-03-23	esami	1,121,000.00
202	27-03-23	esami	1,067,635.05
203	04-04-23	jebotip ngetich	469,600.00
204	04-04-23	erastus chepkwony	592,016.65
205	04-04-23	uon	537,000.00
206	04-04-23	simon nyakundi	558,100.00
215	04-06-23	james mwathi	1,720,961.85
216	12-04-23	catherine macharia	625,383

217	12-04-23	Athony makokha Okere	780,535
218	12-04-23	pauline mbogo	625,383
219	12-04-23	elijah muriuki	625,383
220	12-04-23	millicent werumai ngari	800,957
221	12-04-23	margaret toroitich	91,900
229	21-04-23	titus muasya	155,600
230	21-04-23	tony langat	625,383
231	21-04-23	dennis macharia	625,383
232	21-04-23	rose murugi	155,600
233	21-04-23	Beth mbatia	625,383
234	21-04-23	Samuel otieno	625,383
235	21-04-23	erick odiwor	625,383
236	21-04-23	sebastian bwire	625,383
237	25-04-23	clarence karot	93,200.00
239	25-04-23	Samuel kathindai	93,200.00
240	25-04-23	Timothy nyomboi	93,200.00
241	25-04-23	Esami	795,652.80
242	25-04-23	Esami	888,478.95
250	04-05-23	Esami	596,739.60
251	16-05-23	cleverance wanjwa	312,400.00
252	16-05-23	Joseph kahoro kihara	91,900.00
253	16-05-23	musa kipchumba	91,900.00
254	16-05-23	benard auka okoth	91,900.00
255	16-05-23	esther wambui chege	91,900.00
256	16-05-23	david muinde	91,900.00
257	16-05-23	margret onchari	91,900.00
258	16-05-23	nellas wambui gitonga	312,400.00
259	16-05-23	phylis njeri maina	312,400.00
260	16-05-23	doreen kawira	312,400.00
261	16-05-23	michael labot	236,800.00
262	16-05-23	annbel chibole	236,800.00
263	16-05-23	wilfred Asande	788,498.95
264	16-05-23	purity mwaniki	517,521.00
265	16-05-23	grace nyambura	788,498.95
266	16-05-23	Dennis kabuka mirwoba	980,132.75
267	16-05-23	judy wanjiku makibu	788,498.95
268	16-05-23	john kimani	1,227,225.00
269	16-05-23	Abednego Etyanga	1,227,225.00
270	16-05-23	Philip mutune	91,900.00
271	16-05-23	Symon kibet	91,900.00
272	16-05-23	Edward Mutinda	155,600.00
273	16-05-23	Stanley Macharia	155,600.00
274	16-05-23	lucy ambuya	155,600.00
275	16-05-23	Mary Njuna	155,600.00
276	16-05-23	Esther Kimani	155,600.00
277	16-05-23	esami	600,000.00
278	18-05-23	ritah kangwan	155,600
279	18-05-23	juliet macharia	155,600
280	18-05-23	Benjamin kirui	155,600
281	18-05-23	benard omutakha	155,600

Amur

282	18-05-23	Jane wangui	155,600
283	18-05-23	josphat mumo	155,600
284	18-05-23	Joseph Rungu	155,600
285	18-05-23	Judy rotich	625,383.10
286	18-05-23	Karen Jeroho	170,600
287	18-05-23	Ojundwa makokha	170,600.00
288	18-05-23	Stanley maina mwangi	207,000
289	18-05-23	Charles mwangi	207,000
290	18-05-23	Fredrick oanya	207,000
291	18-05-23	Martin Shikuku	207,000
292	18-05-23	Boniface maweu	207,000
293	18-05-23	Samuel Nganga	170,600.00
294	18-05-23	Zablon nonda	170,600.00
303	19-05-23	esami	1,400,000.00
304	19-05-23	esami	1,250,000.00
305	19-05-23	esami	198,913.20
313	05-06-23	jesse murage	170,600.00
314	05-06-23	nicholas maithya	207,000.00
315	05-06-23	rose onchangu	170,600.00
316	05-06-23	robert mburu	170,600.00
317	05-06-23	jkuat	249,650.00
318	05-06-23	un centre	602,250.00
319	05-06-23	james theuri	229,807.90
320	05-06-23	esami	3,250,000.00
321	05-06-23	esami	2,017,920.45
322	05-06-23	kihbt kisii campus	624,000.00
323	05-06-23	ksg embu	128,000.00
324	05-06-23	kihbt kisii campus	256,000.00
325	05-06-23	uon	400,000.00
326	05-06-23	norah khasandi	29,500.00
327	05-06-23	ksg msa	336,000.00
340	13-06-23	KISM	180,000.00
342	16-06-23	DEPOSIT VOTE	93,200.00
343	16-06-23	MOSES NGAMAU	170,600.00
353	27-06-23	johh mbiti	155,600.00
354	27-06-23	edward momanyi	91,900.00
355	27-06-23	grace opiyo	823,098.00
356	27-06-23	jacinta	155,600.00
357	27-06-23	margaret o	1,319,949.75
358	27-06-23	fridah	823,098.00
	27-06-23	ps	- 16,800.00
	27-06-23	ps	- 55,400.00
	27-06-23	ps	- 63,300.00
359	27-06-23	susan	155,600.00
360	27-06-23	simeon	155,600.00
361	27-06-23	ludwina	155,600.00
362	27-06-23	james chepoket	408,000.00
363	27-06-23	ali	91,900.00
364	27-06-23	abdi	64,600.00
365	27-06-23	abdullahi	64,600.00

366	27-06-23	doreen kigen	59,600.00
367	27-06-23	alex kirwa	60,600.00
368	27-06-23	mohamed	60,600.00
369	27-06-23	aggrey	60,600.00
370	27-06-23	timothy	59,600.00
371	27-06-23	jackline	60,600.00
372	27-06-23	ahmed	91,900.00
373	27-06-23	abraham	64,600.00
374	27-06-23	thomas	60,600.00
375	27-06-23	anastasia	59,600.00
376	27-06-23	ann ombato	62,600.00
377	27-06-23	steeve	60,600.00
378	27-06-23	sheila	59,600.00
379	27-06-23	amos	60,600.00
380	27-06-23	faith	62,600.00
381	27-06-23	esami	1,200,000.00
382	27-06-23	ksg msa	168,000.00
385	27-06-23	Esami	839,040.00
	29-06-23	abdi	64,600.00
386	29-06-23	michael juma	408,000.00
387	29-06-23	norah nyabuga	659,485.40
388	29-06-23	Francis Gitau	1,720,961.85
		TOTALS	84,815,754.30

Guuu

HORN OF AFRICA ACCOUNT STATION -MOR -HQ			
HORN OF AFRICA ACCOUNT NO. 1000477946			
No.	Txn. Date	Transaction Details	Dr. Amount
1	28-Jul-22	James Theuri	97,411.80
2	28-Jul-22	JUDITH CHELANG'AT KERICH	61,676.00
3	28-Jul-22	James Theuri	1,173,026.25
	28-Jul-22	payee	491,844.60
4	28-Jul-22	JUDITH CHELANG'AT KERICH	962,070.90
	29-Jul-22	payee	401,435.15
5	29-Jul-22	ARMSTRONG NZAMBA KIOLI	304,673.80
		payee	55,407.80
6	29-Jul-22	MOSES KIMANI NGAMAU	182,616.65
		payee	67,383.35
7	29-Jul-22	SAMSON NTHUKU	149,932.25
	29-Jul-22	Withholding Tax	53,375.75
15	26-Aug-22	JAMES WACHIRA THEURI	64,759.80
16	26-Aug-22	JAMES WACHIRA THEURI	1,173,026.25
	26-Aug-22	payee	491,844.60
17	29-Aug-22	JUDITH CHELANG'AT KERICH	962,070.90
	29-Aug-22	payee	401,435.15
18	29-Aug-22	ARMSTRONG NZAMBA KIOLI	304,673.80
	29-Aug-22	payee	55,407.85
19	29-Aug-22	SAMSON NTHUKU	149,932.25
	29-Aug-22	Withholding Tax	53,375.75
61	07-09-22	James Theuri	1,173,026.25
	07-09-22	PAYE	491,844.60
62	07-09-22	Judith kerich	962,070.90
	07-09-22	PAYE	401,435.15
63	07-09-22	Armstrong kioli	304,673.80
	07-09-22	PAYE	55,407.85
64	07-09-22	moses ngamau	210,616.65
	07-09-22	PAYE	79,383.35
65	07-09-22	samson nthuku	149,932.25
		PAYE	53,375.75
66	14-10-22	James Theuri	2,992,983.10
	14-10-22	PAYE	1,282,707.05
67	14-10-22	Judith kerich	2,486,690.05
	14-10-22	PAYE	1,065,724.30
68	04-10-22	james theuri	246,520.10
69	04-10-22	judith kerich	351,783.20
70	04-10-22	samson nthuku	47,600.00
71	04-10-22	james theuri	1,173,026.30
	04-10-22	paye	491,844.60
72	04-10-22	Judith kerich	962,070.90
	04-10-22	PAYE	401,435.20
73	04-10-22	Armstrong kioli	304,673.85
	04-10-22	PAYE	55,407.85
74	04-10-22	moses ngamau	210,616.65
	04-10-22	PAYE	79,383.35
75	04-10-22	samson nthuku	149,932.25

Handwritten signature

		PAYE	53,375.75
77	07-11-22	Mohamed abdille	602,616.65
	07-11-22	paye	247,383.35
79	02-12-22	james theuri	1,173,025.30
	02-12-22	paye	491,844.60
80	02-12-22	Judith kerich	962,070.90
	02-12-22	PAYE	401,435.20
81	02-12-22	Mohamed abdille	602,616.65
	02-12-22	paye	247,383.35
82	02-12-22	Armstrong kioli	304,673.85
	02-12-22	PAYE	55,407.85
83	02-12-22	moses ngamau	210,616.65
	02-12-22	PAYE	79,383.35
84	02-12-22	samson nthuku	149,932.25
	02-12-22	PAYE	53,375.75
88	21-12-22	James Theuri	1,652,659.90
	21-12-22	PAYE	697,401.90
89	21-12-22	Judith kerich	1,334,762.60
		PAYE	561,160.15
90	21-12-22	Mohamed abdille	602,616.65
	21-12-22	PAYE	247,376.35
91	21-12-22	Armstrong kioli	304,673.85
	21-12-22	PAYE	55,407.85
92	21-12-22	moses ngamau	210,616.65
	21-12-22	PAYE	79,383.35
93	21-12-22	Samson Nthuku	149,932.25
	21-12-22	PAYE	53,375.75
94	20-01-23	james theuri	169,458.20
95	20-01-23	Judith kerich	209,335.60
103	03-02-23	Mohamed abdille	602,616.65
	03-02-23	PAYE	247,383.35
104	03-02-23	moses ngamau	210,616.65
	03-02-23	PAYE	79,383.35
105	03-02-23	James Theuri	1,234,721.90
	03-02-23	PAYE	518,285.60
106	03-02-23	Judith kerich	1,016,611.15
	03-02-23	PAYE	424,809.55
107	03-02-23	Samson Nthuku	149,932.25
	03-02-23	PAYE	53,375.75
108	03-02-23	Armstrong kioli	355,557.45
	03-02-23	PAYE	152,381.75
109	03-02-23	Armstrong kioli	304,673.85
	03-02-23	PAYE	55,407.85
110	03-02-23	Armstrong kioli	663,937.25
	03-02-23	PAYE	220,258.80
151	03-03-23	james theuri	1,234,721.90
	03-03-23	PAYE	518,285.60
152	03-03-23	Judith kerich	1,016,611.15
	03-03-23	PAYE	424,809.55
153	03-03-23	Mohamed abdille	602,616.65

	03-03-23	PAYE	247,383.35
154	03-03-23	Armstrong kioli	304,673.85
	03-03-23	PAYE	55,407.85
155	03-03-23	moses ngamau	210,616.65
	03-03-23	PAYE	79,383.35
156	03-03-23	Samson Nthuku	149,932.25
	03-03-23	PAYE	53,375.75
207	04-04-23	James Theuri	1,234,721.90
		PAYE	518,285.60
208	04-04-23	Judith kerich	1,016,611.15
		PAYE	424,809.55
209	04-04-23	Mohamed abdille	602,616.65
		PAYE	247,383.35
210	04-04-23	Armstrong kioli	304,673.85
		PAYE	55,407.85
211	04-04-23	moses ngamau	210,616.65
		PAYE	79,383.35
212	04-04-23	samson nthuku	149,932.25
		PAYE	53,375.75
243	26-04-23	James Theuri	1,234,721.90
		PAYE	518,285.60
244	26-04-23	judith kerich	1,016,611.15
		PAYE	424,809.55
245	26-04-23	mohamed Abdille	602,616.65
		PAYE	247,383.35
246	26-04-23	Armstrong nzamba	304,673.85
		PAYE	55,407.85
247	26-04-23	moses kimani ngamau	210,616.65
		PAYE	79,383.35
248	26-04-23	samson nthuku	149,932.25
		PAYE	53,375.75
249	26-04-23	James Theuri	234,999.90
295	19-05-23	James Theuri	1,234,721.90
		PAYE	518,285.60
296	19-05-23	James Theuri	2,952,669.25
		PAYE	1,254,548.75
297	19-05-23	judith kerich	1,016,611.15
		PAYE	424,809.60
298	19-05-23	mohamed Abdille	602,616.65
		PAYE	247,383.35
299	19-05-23	mohamed Abdille	776,740.00
300	19-05-23	Armstrong kioli	304,673.85
		PAYE	55,407.85
301	19-05-23	moses kimani ngamau	210,616.65
		PAYE	79,383.35
301	19-05-23	samson nthuku	149,932.25
		PAYE	53,375.75
345	20-06-23	James Theuri	155,369.10
346	20-06-23	James Theuri	1,234,721.90
		PAYE	518,285.60

R. M. M. A.

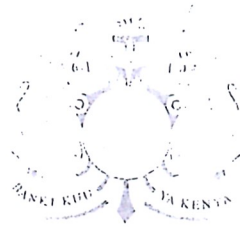
347	20-06-23	judith kerich	2,429,203.50
		PAYE	1,030,206.30
348	20-06-23	judith kerich	1,016,611.15
		PAYE	424,809.60
349	20-06-23	mohamed Abdille	602,616.65
		PAYE	247,383.35
350	20-06-23	Armstrong kioli	304,673.85
		PAYE	55,407.85
351	20-06-23	moses kimani ngamau	210,616.65
		PAYE	79,383.35
352	20-06-23	samson nthuku	149,932.25
		PAYE	53,375.75
		TOTALS	75,417,628.00

HORN OF AFRICA ACCOUNT STATION -MOR -HQ		
HORN OF AFRICA ACCOUNT NO. 1000477946		
Txn. Date	Transaction Details	Dr. Amount
25-Aug-22	CENTIIM AGENCIES	5,191,000.00
25-Aug-22	Geoclim East Africa Ltd	17,239,320.00
25-Aug-22	ELITE TECHNICS LIMITED	4,550,000.00
25-Aug-22	EAST AFRICAN DATA HANDLERS LTD	11,362,068.00
30-Aug-22	MFI DOCUMENT SOLUTIONS LIMITED	10,292,218.00
27-06-23	wilcom system ltd	14,067,525.30
27-06-23	bokoh ltd	24,170,080.00
05-12-22	starhotech suppliers	6,610,000.00
16-06-23	SAIREN VENTURES	10,861,600.00
29-06-23	techsource	55,877,050.00
		160,220,861.30

Ellen

HORN OF AFRICA ACCOUNT STATION -MOR -HQ			
HORN OF AFRICA ACCOUNT NO. 1000477946			
	Txn. Date	Transaction Details	Dr. Amount
341	13-06-23	ISUZU EA LTD	19,328,406.85

BANKI
KUU YA
KENYA



CENTRAL
BANK OF
KENYA

Haile Selassie Avenue
P.O. Box 60000 - 00200 Nairobi, Kenya
Telephone: 2860000, Fax: 3340192

July 26, 2023

CERTIFICATE OF BALANCES

Customer : 122551
Balance
Date: 24-Jul-23

STATE DEPARTMENT FOR
INFRASTRUCTURE

Account No	Account Name	Currency	Balance
1000209836	CBK165-STATE DEPT.FOR INFRASTRUCTUR	KES	0.00
1000209844	DEV-STATE DEPT FOR INFRASTRUCTURE	KES	1,200,095.00
1000209925	REC-STATE DEPT. FOR INFRASTRUCTURE	KES	523,000.00
1000212535	DEP-STATE DEPT FOR INFRASTRUCTURE	KES	227,599,396.00
1000227834	MSA COUNTY ROADS OFFICER	KES	0.00
1000231157	KENYA. TRANSPORT SECTOR. SUPP. PRJ	KES	0.00
1000236663	THE ROADS ANNUITY FUND	KES	7,327,877,261.55
1000284579	E.A REG. TRANS TRADE AND DEV F/PROJ	KES	6,709,519.10
1000328045	STATE DEPT OF INFRAS EQUA FUND OPER	KES	0.00
1000442317	KENYA ROADS BOARD-DEVELOPMENT	KES	0.00
1000477946	HORN OF AFRICA GATEWAY DV PJ CR6768	KES	185,198,841.70

Leonard Kipsanai
Senior Manager
Banking Services Division

Joyce Nasieku
Authorised Signatory
Banking Services Division

Date 30 06 2023

Report of the Board of Survey on the Cash and Bank Balances of HQS
STATE DEPT. FOR INFRASTRUCTURE – HORN OF AFRICA GATEWAY DV PJ CR6768

business on... 30/06 2023

The Board, consisting of—(Names and official titles)

MR BONIFACE MAITHYA	HEAD ICT	CHAIRMAN
MR CYRUS NJAU	PA	SECRETARY
MR ROBINSON OTUNDO	S.P.F.O.	MEMBER

assembled at the office of HQS CASH OFFICE
at 10.00 AM (time) on the

and the following cash was produced: —

Notes	Sh. NIL
Silver	Sh. NIL
Copper	Sh. NIL
Cheques (as per details on reverse)	Sh. NIL
	<u>NIL</u>

It was observed that cheques amounting to Sh. NIL had been on hand for more than 14 days prior to the date of the survey.

The cash consists of East African currency and does not contain any demetized coin or notes.

The Cash Book reflected the following balances as at the close of business on the

Cash on hand	Sh. NIL
Bank Balance	Sh. 185,198,841.70
	<u>185,198,841.70</u>

The Bank Certificate of Balance showed a sum of Sh ONE HUNDRED AND TWENTYFIVE MILLION, FOUR HUNDRED AND SEVENTYFIVE THOUSAND, SEVEN HUNDRED AND TWENTY TWO. CTS SIXTY. (125,475,722.60)

standing to the credit of the account on 30TH JUNE 2023

The difference between this figure and the Bank Balance as shown by the Cash Book is accounted for in the Bank Reconciliation Statement (F.O. 30) attached.

Boniface Maithya 6/7/2023
Chairman.

Date

Ali 6/7/2023
Members of the board.

Quinn 6/7/2023
GPK(L)

