

REPUBLIC OF KENYA

PARLIAMENT
OF KENYA
LIBRARY



Enhancing Accountability

THE NATIONAL ASSEMBLY

DATE: 31 MAY 2022

DAY: TUESDAY

REPORT

TABLED
BY:

Majority Whip,
Hon E. Wangwey MP.

CLERK-AT
THE TABLE:
OF

Gertrude Chebet.

THE AUDITOR-GENERAL

ON

STATE DEPARTMENT FOR CO-OPERATIVES

**FOR THE YEAR ENDED
30 JUNE, 2021**





**MINISTRY OF AGRICULTURE, LIVESTOCK, FISHERIES
AND CO-OPERATIVES**

STATE DEPARTMENT FOR CO-OPERATIVES

REVISED ANNUAL REPORT AND FINANCIAL STATEMENTS

FOR THE FINANCIAL YEAR ENDED

JUNE 30, 2021

**Prepared in accordance with the Cash Basis of Accounting Method under the International Public Sector
Accounting Standards (IPSAS)**

Table of Contents

1.	KEY ENTITY INFORMATION AND MANAGEMENT	1
2.	FORWARD BY THE CABINET SECRETARY	8
3.	STATEMENT OF PERFORMANCE AGAINST MDA'S PREDETRMINED OBJECTIVES..	14
4.	CORPORATE SOCIAL RESPONSIBILITY STATEMENT/SUSTAINABILITY REPORTING	16
5.	STATEMENT OF ENTITY MANAGEMENT RESPONSIBILITIES	19
6.	REPORT OF THE INDEPENDENT AUDITORS ON STATE DEPARTMENT FOR CO-OPERATIVES.	20
7.	STATEMENT OF RECEIPTS AND PAYMENTS FOR THE YEAR ENDED 30 TH JUNE 2021.	21
8.	STATEMENT OF ASSETS AND LIABILITIES AS AT 30 TH JUNE 2021.	22
9.	STATEMENT OF CASH FLOWS FOR THE YEAR ENDED 30 TH JUNE 2021.	23
10.	SUMMARY STATEMENT OF APPROPRIATION: RECURRENT AND DEVELOPMENT COMBINED	24
11.	SUMMARY STATEMENT OF APPROPRIATION: RECURRENT.....	24
12.	SUMMARY STATEMENT OF APPROPRIATION: DEVELOPMENT	26
13.	BUDGET EXECUTION BY PROGRAMMES AND SUB-PROGRAMMES.....	27
14.	SIGNIFICANT ACCOUNTING POLICIES	28
15.	NOTES TO THE FINANCIAL STATEMENTS.....	32
16.	PROGRESS ON FOLLOW UP OF PRIOR YEARS AUDITOR'S RECOMMENDATIONS ...	38
17.	ANNEXUREs.....	40

STATE DEPARTMENT FOR CO-OPERATIVES
Reports and Financial Statements
For the year ended June 30, 2021.

1. KEY ENTITY INFORMATION AND MANAGEMENT

(a) Background information

Ministry of Agriculture, Livestock, Fisheries and Co-operatives.

In 2016, the government was reorganized through executive order No. 1 of June 2016, which established the State Department for Co-operatives under the Ministry of Industry, Trade and Co-operatives. There was further reorganization of Government through the Executive Order No. 1 of 2020, which transferred the State Department for Co-operatives to the Ministry of Agriculture, Livestock, Fisheries and Co-operatives. According to the Executive Order No. 1/2020 on the Organization of Government, the main objective of the Ministry is to improve the livelihood of Kenyans and ensure food security through creation of an enabling environment and ensuring sustainable natural resource management.

VISION

Kenya transformed socially and economically through sustainable co-operatives.

MISSION

Promotion of sustainable co-operative movement through capacity building and provision of appropriate policy, legal and institutional framework.

MANDATE

The broad mandate of the State Department for Co-operatives is to promote growth and development of co-operatives through provision of an enabling policy and regulatory framework. This mandate is spelt out in the Executive Order No. 1/2020 as indicated below:

- i Co-operative Policy, Standards, and Implementation
- ii Promotion of Co-operative Ventures
- iii Co-operative Production, Marketing and Value Addition.
- iv Supervision and oversight over Co-operative Societies
- v Co-operative Savings, Credit, and other Financial Services Policy
- vi Co-operative Legislation and Support Services
- vii Co-operative Education and Training
- viii Co-operative Audit Services and
- ix Co-operative Financing Policy.

The Executive Order also confers the State Department with the responsibility of overseeing the following Semi-Autonomous Government Agencies (SAGAs):

- i. **The New Kenya Co-operative Creameries (New KCC) Ltd** which was incorporated as a limited company with 100 percent Government share-holding on 19th November 2004.

STATE DEPARTMENT FOR CO-OPERATIVES
Reports and Financial Statements
For the year ended June 30, 2021.

- ii. **SASRA** which licenses and regulates deposit taking SACCOs as per SACCO Societies Act of 2008.
- iii. **The Kenya National Trading Corporation** which promotes wholesale, retail and e trade through partnerships with stakeholders.
- iv. **New Kenya Planters Co-operative Union Ltd (KPCU)**

The New Kenya Planters Co-operative Union Ltd was formed following the cancellation of the registration of the former KPCU and subsequent liquidation. The Mandate of the former KPCU was to mill and market coffee on behalf of its members (Co-operative societies and estates). It also used to provide farm inputs to farmers on credit at affordable rates. The New KPCU will take over the functions of the former KPCU as well as administer the Coffee Cherry Advance Revolving Fund.

Core Values

- i. Integrity
- ii. Professionalism
- iii. Inclusivity
- iv. Teamwork
- v. Customer focus
- vi. Innovation.

STRATEGIC OBJECTIVES:

- (a) To undertake policy, legal and institutional reforms for rapid and sustainable co-operatives development.
- (b) To entrench good governance and Accountability within the Co-operatives sector.
- (c) To facilitate Savings Mobilization through Co-operatives.
- (d) To promote value addition, manufacturing, and market access by co-operatives.
- (e) To develop standards and undertake Capacity building for Co-operatives development and quality service delivery at the national and devolved levels of government.

PROGRAMME AND SUB-PROGRAMMES

The State Department for Co-operative has one programme and five (5) sub-programmes as follows:

(a) Programme: Co-operative Development and Management

Sub-Programme 1: Co-operative Governance and Accountability.

STATE DEPARTMENT FOR CO-OPERATIVES

Reports and Financial Statements

For the year ended June 30, 2021.

This entails:

- i. Mainstreaming ethics and governance in the co-operatives to safeguard members' savings and investments
- ii. Regulation and supervision of co-operative audits to enhance accountability through reporting to members, declaration of dividends and taxation.

Sub-Programme 2: Co-operative advisory Services.

This aims at:

- i. Registration, supervision and oversight (inspection and inquiries) of Co-operatives
- ii. Formulation of Policy and legal framework for Co-operatives sub-sector.
- iii. Development of Co-operative Management Information System (CMIS) - Digitization of Co-operative Services to enhance service delivery.

Sub-Programme 3: Co-operative Marketing, Value Addition and Research;

Which aims at:

- i. Promotion of value addition in commodity Co-operatives to enhance returns to members.
- ii. Facilitate saving mobilization through SACCOs to promote availability of funds for affordable credit to members.
- iii. Support housing co-operatives to effectively participate in delivery of affordable housing.

Sub-Programme 4: Co-operative management and investment;

- i. The major thrust of this sub-program is to facilitate Co-operatives institutions to deliver on their mandate.

Sub-Programme 5: General Administration, Planning and Support Services (Headquarters);

The intent of this sub-program is:

- i. To ensure compliance with government policies and Budget utilization.
- ii. To conduct Monitoring and Evaluation of on-going programmes to and projects.

(f) Key Management

The State Department for Co-operatives day-to-day management is under the following key organs:

- i. General administration
- ii. Office of the commissioner
- iii. Office of Co-operatives audit.
- iv. Ethic Commission for Co-operative Societies.

STATE DEPARTMENT FOR CO-OPERATIVES
Reports and Financial Statements
For the year ended June 30, 2021.

Profiles of Key Management:

	<p>Principal Secretary Ali Noor Ismail, CBS Mr Ali Noor Ismail, CBS is the Principal Secretary (PS) in the State Department for Co-operatives, Ministry of Agriculture, Livestock, Fisheries and Co-operatives. He holds a Master’s of Science Degree in Human Resource Management. His career spans over 35years at management level in both private and public sectors. He has held the position of Principal Secretary since his appointment by H.E the President of the Republic of Kenya. He was the Principal Secretary in the Ministry of Environment and Forestry and Principal Secretary in the Ministry of Labour, Social Security and Services, and the State Department for Co-operatives.</p>
	<p>Secretary Administration Ms. Charity Bokindo holds a Master Degree (MBA) and Bachelor of Arts degree from the University of Nairobi. She has worked both as a District Commissioner and County commissioner. She is a member of Kenya African Association for Public Administration and Management (KAPAM).</p>
	<p>Senior Deputy Commissioner for Co-operatives Development Mr. Geoffrey Njang`ombe is a Senior Deputy Commissioner for Co-operative Development currently the acting commissioner for Co-operatives holds a master’s in Business Administration (strategic management)-Kenyatta University (Kenya), Served as an auditor in the public service for 32 years at different level, Member of institute of Internal Auditor Member of Certified Co-operative Professionals.</p>
	<p>Mr. John D. Musale. Mr. Musale, the Director of Planning holds a M.A degree in Economic Policy Management from Makerere University and a B.A degree in Economics from the University of Nairobi. He has served for 30 years in various positions as an economist/statistician in the public service. He has undertaken various short courses in macroeconomics, development studies and Leadership and Management. He is a member of the Economic Association of Kenya.</p>
	<p>Mr. David K. K. Obonyo The Commissioner for Co-operatives Development and currently the head Finance and Marketing Division. Holds a Masters of Arts Rural Economics and Co-operation (Bundelkhand University, India); Bachelor of Arts, Economics, Sociology and Political Science and Diploma Industrial Relations. Has 24 years’ service in the Co-operatives Administration serving as Ag. Secretary Ethics Commission for Co-operatives Societies (ECCOS), Head of Department, Co-operatives Finance and Banking, Co-operatives County commissioner, Provincial Co-operatives Officer and District Co-operatives Officer. A member of Kenya Society for Professional Co-operators. (KSPC).</p>

STATE DEPARTMENT FOR CO-OPERATIVES

Reports and Financial Statements

For the year ended June 30, 2021.



Aaron Magati Omwenga.

The Deputy Director Co-operative Audit and has over 27 years of experience in the Kenyan Co-operatives sector. He currently heads the Ethics Commission for Co-operative Societies (ECCOS) Division within the State Department of Co-operatives. He has been involved in regulatory and supervisory activities, and preparation of prudential standards for enhancing performance management in Co-operatives societies. He is a Business and Strategic Management major and a member of the Kenya Society of Professional Co-operators (KSPC).



Dr. Ruth Kanini Bosire

Director HRM, Holds a PhD in HRM and Strategic Management, a Bachelor of Arts Degree, Sociology MSC in Organisational Development and Design MA in Leadership Management. Served as HRM for over 27 years, as Director HRM and Admin for LAPSSET & Northern Corridor, Served as the National Administrative Coordinator. USA-Kenya Centre for Disease Control (CDC), Presidents Emergency Plan for Aids Relief project (PEPFAR). A member of Institution Human Resource Management (IHRM), Kenya African Association for Public Administration and Management (KAPAM) and, African Society for Blood Transfusion (ASFBT) Kenya Chapter.



CPA Peter M. Mokobo Deputy Accountant General: Head of Accounting Unit.

Peter M. Mokobo assumed the position of Head of Accounting Unit in June 2019. He is in charge of accounting and financial reporting as well as designing, implementing and fair presentation of financial statements. He holds a Master's of Business Administration from JKUAT, Bachelor of Business Administration JKUAT and CPA (K) finalist.



Javel Muthee Murira

Deputy Director, Co-Operative Audit.

He holds a MBA in Finance, B.A in economics and sociology. KACE and KCE. He is a professional Accountant; He is in currently Director of Co-operatives Audit State department for Co-operatives. He has worked in various government units from the year 1994 to date. He is a member of ICPAK and Institute of internal auditors (IIA).



Chief Finance Officer

Mr. Joseph Kimwele is the Chief Finance Officer (CFO) for the State Department. He holds a master degree in Finance from the University of Nairobi. A bachelor degree in Accounting from the Nairobi School of Business Studies. He has over 15 years' experience in budget execution and control in Public Sector. He is bonafide member of ICPAK having Completed CPA(K). He has existence in implementing world bank funded projects through client connection application and finally exposed to advance quick book (Pro) application for financial reporting.

STATE DEPARTMENT FOR CO-OPERATIVES
Reports and Financial Statements
For the year ended June 30, 2021.

(g) Fiduciary Management

The key management personnel who held office during the financial year ended 30th June 2021 and who had direct fiduciary responsibility were:

No.	Name	Designation
1.	Ali Noor Ismail	Principal Secretary/ Accounting officer.
2.	Geoffrey Njangombe	Ag Commissioner for Co-operatives Development.
3.	Joshua Ouma.	Director Administration
4.	Ruth Bosire	Director Human Resource Management and Development
5.	CPA Peter Mokobo	Deputy Accountant General
6.	John D. Musale	Director Planning
7.	David K. Obonyo	Head Finance and Marketing
8.	Aaron Omwenga	Head ECCOS
9.	Javel Murira	Ag. Director Co-operative Audit
10.	Joseph Kimwele	Chief Finance Officer
11.	Peter Macharia	Deputy Director Communications
12.	Boniface Muli	Principal Supply Chain Management Officer

(h) Fiduciary Oversight Arrangements

i. Audit and Finance Committee activities

The main purpose of this committee is to provide oversight of the financial reporting process, the audit process, the department's internal controls and compliance with laws and regulations.

ii. Human Resource Management Advisory Committee Activities;

This committee is composed of the following members:

No.	Name	Designation
1.	Ali Noor Ismail	Principal Secretary/ Accounting officer.
2.	Geoffrey Njangombe	Ag Commissioner for Co-operatives Development.
3.	Joshua Ouma.	Director Administration
4.	Ruth Bosire	Director Human Resource Management and Development
5.	CPA Peter Mokobo	Deputy Accountant General
6.	John D. Musale	Director Planning
7.	David K. Obonyo	Head Finance and Marketing
8.	Didacus Ityeng	Senior Deputy Commissioner for Co-operatives Development.
9.	Javel Murira	Ag. Director Co-operative Audit

Their duties include: -

1. Review of promotions of officers in Job Group A-P;
2. Review of confirmations in appointment;
3. Review of disciplinary matters;
4. Review of re-designation of officers from one cadre to another and;
5. Confirmation of surcharge of officers found to have misused government resources;
6. Overall coordination of the training functions in the State Department;
7. Review of induction of newly appointed officers and activities around long term training.

STATE DEPARTMENT FOR CO-OPERATIVES
Reports and Financial Statements
For the year ended June 30, 2021.

iii. Tender Evaluation Committee

They carry out evaluation of a tender as per specifications and requirement as contained in the tender document in line with Public Procurement and Disposal Act 2015.

Other oversight activities

Cabinet Secretary

Responsible for Ministry of Agriculture, Livestock, Fisheries and Co-operatives, to guide on policy direction in ensuring department delivers its mandate to support the government agenda.

Auditor General

Has the overall responsibility of ensuring an independent assessment of the Departments operations dealings, issuing opinion to confirm the validity and compliance with laid down procedures and laws.

(i) Entity Headquarters

P.O. Box 30547-00100
NSSF Building
Bishop Road
Nairobi, KENYA.

(j) Entity Contacts

Telephone: (254) 020-273531-9
E-mail: ps.ushirika@gmail.com
Website: www.go.ke

(k) Entity Bankers

Central Bank of Kenya
Haile Selassie Avenue
P.O. Box 60000 City Square 00200
Nairobi, Kenya.

No other banks operated by the entity

(l) Independent Auditors

Office of the Auditor General
Anniversary Towers, University Way
P.O. Box 30084 GOP 00100
Nairobi, Kenya

(m) Principal Legal Adviser

The Attorney General
State Law Office
Harambee Avenue
P.O. Box 40112 City Square 00200
Nairobi, Kenya

STATE DEPARTMENT FOR CO-OPERATIVES
Reports and Financial Statements
For the year ended June 30, 2021.

2. FORWARD BY THE CABINET SECRETARY



**HON. PETER G.
MUNYA, EGH.**

Financial Year 2020/21 Budget overview

In line with the provision of Kenya Vision 2030(KV2030), SDC has identified key programs addressing employment creation, value addition, saving mobilization and equitable development. During the Financial Year 2020/21 the State Department continued investing in dairy, cotton, and coffee value chains. New Kenya Co-operative Creameries (New KCC) was facilitated to process powder milk at a cost of Kshs 150 million and for the modernization of the ongoing Nyambene dairy plant and construction of a sales depot in Dandora factory at a cost of Kshs.250 million. The Department continued implementing the Coffee Revitalization Action Plan by carrying out operational audits, digitization and rehabilitation of coffee factories at a cost of Kshs.199.6 million. It also initialized the process of cotton co-operatives revitalization through capacity building of the societies and acquisition of modern ginning equipment at Luanda ginnery and feasibility study at Pamba na Viazi ginnery at a cost of Kshs.27.46 million. In the period under review, Kenya National Trading Corporation (KNTC) was facilitated to procure excess rice from farmers in Mwea and Ahero regions and distribute to government institutions at a cost of Kshs.120 million. The implementation of Co-operative Management Information System (CMIS) which is meant to automate co-operative services and enhance service delivery to the citizens and co-operatives in Kenya also continued in the period under review. A nationwide co-operative sector survey was carried out at a cost of Kshs.14.47 million.

Financial Year 2020/21 Budget analysis

During the financial year 2020/21, the State Department was allocated **Kshs. 1,134,931,914** of which **Kshs. 373,106,482** was Recurrent and **Kshs. 761,825,432** was Development budget and A.I.A target of **Kshs. 20,000,000** of which actual collected A.I.A during the period was **Kshs. 20,556,160**. The total actual expenditure during the F/Y 2020/21 was **Kshs. 1,150,202,618** which translates to **99%** absorption rate. The actual expenditure for recurrent and development budget was **Kshs. 388,436,065 (99%)** and **Kshs. 761,766,553 (100%)** respectively.

STATE DEPARTMENT FOR CO-OPERATIVES
Reports and Financial Statements
For the year ended June 30, 2021.

The breakdown of the F/Y 2020/21 budget allocation and actual expenditure is given in the table:

Item Description	Approved Estimates F/Y 2020/21	Actual Expenditure F/Y 2020/21	Balance	Percentage Absorption
Recurrent budget	373,106,482	367,879,905	5,226,577	99%
Development budget	761,825,432	761,766,553	58,879	100%
Gross expenditure	1,134,931,914	1,129,646,458	5,285,456	99%
AIA	20,000,000	20,556,160	(556,160)	
Net expenditure	1,154,931,914	1,150,202,618	4,729,296	100%

During the Financial year 2020/21 the State Department received exchequer of **Kshs. 1,133,875,685** and A.I.A of **Kshs.20M** out of which the actual expenditure was **Kshs. 1,150,202,618** as per the table below:

Item Description	Exchequer 2020/21	Actual Expenditure F/Y 2020/21	Balance	Percentage Absorption
Recurrent budget	373,106,482	373,106,482	0	1007%
Development budget	760,769,203	761,766,553	(997,350)	99%
Gross expenditure	1,133,875,685	1,134,873,035	(997,350)	100%
AIA	20,556,160	15,329,583	5,226,577	99%
Net expenditure	1,154,431,845	1,150,202,618	4,229,227	100%

Note:

There was a development exchequer funding balance of Kshs. 1,056,229= (556,160+500,069))
Expenditure by economic classification and by programme

The State Department is organised into one Programme called Co-operative Development and Management and sub-programmes. The approved estimates and actual expenditure for the F/Y 2020/21 Co-operative Development and Management Programme by economic classification is as follows:

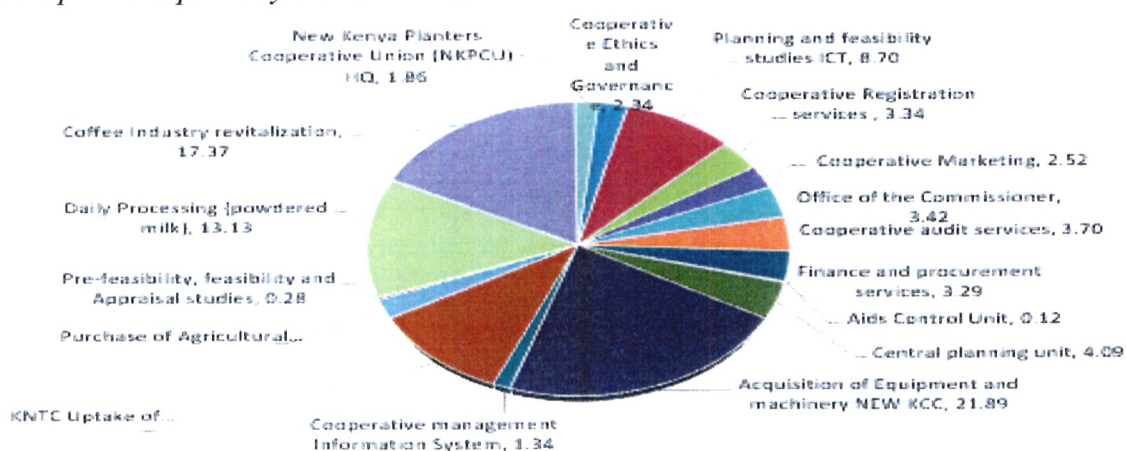
BUDGET ALLOCATION BY PROGRAMMES			
Programmes	Approved Budget Allocation	Actual Payments	Variance
	Kshs	Kshs	Kshs
Co-operatives Ethics and Governance	27,189,124	27,732,545	(543,421)
Planning and feasibility studies ICT	104,447,150	101,253,391	3,193,759
Co-operatives Registration services	39,132,207	38,928,939	203,268
Co-operatives Marketing	28,672,222	28,793,395	(121,173)
Office of the Commissioner	40,195,908	39,933,338	262,570
Co-operatives audit services	45,451,929	45,109,123	342,806
Finance and procurement services	38,673,206	37,897,173	776,033
Aids Control Unit	1,683,546	1,428,419	255,127
Central planning unit	48,144,736	47,588,161	556,575
Acquisition of Equipment and machinery NEW KCC	250,000,000	250,000,000	0
Co-operatives management Information System	14,769,600	15,286,500	(516,900)
KNTC Uptake of Agricultural Produce	120,000,000	120,000,000	0
Purchase of Agricultural Machinery and Equipment.	24,209,523	24,209,521	0
Pre-feasibility, feasibility and Appraisal studies	3,250,555	3,144,855	105,700
Daily Processing {powdered milk}	150,000,000	150,000,000	0

STATE DEPARTMENT FOR CO-OPERATIVES
Reports and Financial Statements
For the year ended June 30, 2021.

Coffee Industry revitalization	199,595,754	199,125,676	470,078
New Kenya Planters Co-operatives Union (NKPCU) - HQ	21,200,000	21,200,000	0
Total	1,154,931,914	1,150,202,618	4,729,296

Notes:

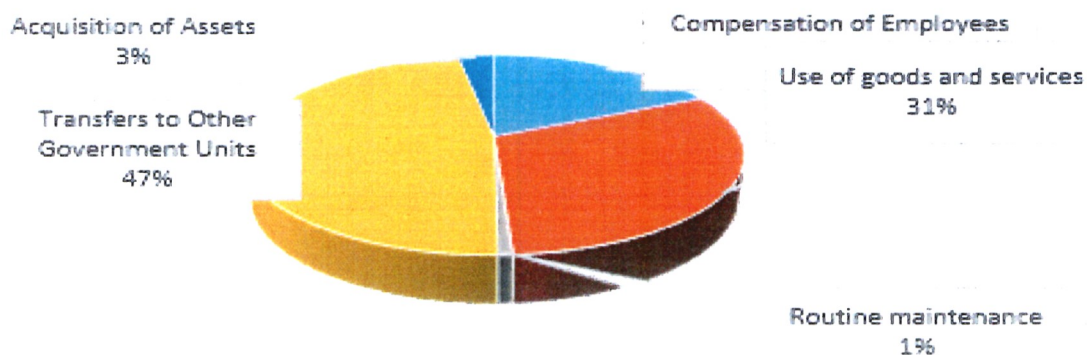
i). Amount of Kshs. 528,625,925 in transfers to other government units refers to AIA collected by SASRA and reported separately in their books.



Budget Utilisation as per economic classification

	Approved Budget Allocation	Actual Payments	Variance
Compensation of Employees	206,410,000	206,303,184	106,816
Use of goods and services	364,179,760	360,072,464	4,107,296
Routine maintenance	10,857,662	9,931,719	925,943
Transfers to Other Government Units	541,200,000	541,200,000	0
Acquisition of Assets	32,284,492	32,695,252	(410,760)
Total Payments	1,154,931,914	1,150,202,618	4,729,296

Budget Classification by Economic Classification



STATE DEPARTMENT FOR CO-OPERATIVES
Reports and Financial Statements
For the year ended June 30, 2021.

ACHIEVEMENTS OF THE STATE DEPARTMENT

1. Co-operative Ethics and Governance.

To enforce ethics and governance in Co-operatives, the State Department managed to:

- i. Receive and process 8,595 Declaration of Income Assets and Liabilities for the 2020-2021 financial year.
- ii. Conduct two investigations on non-compliance in governance by co-operative societies.
- iii. The ECCOS board was nominated and gazetted from 5th January, 2021. The Board was ushered in office by CCD and ECCOS secretary on 27th January, 2021. It held an inaugural meeting on 12th February, 2021 which was graced by the PS. Its induction workshop is scheduled for the FY 2021/22.
- iv. Implement SDC/ EACC MoU's Joint Action Plan through capacity building of SDC and County Co-operative societies officials on ethics, integrity and good governance virtually. Further, 14 members of SDC Corruption Prevention committee were sensitized on corruption prevention by EACC.
- v. Procurement & Disposal of Assets guidelines for co-operative societies was developed.

2. Co-operative Audit Services.

In order to enhance accountability in the Co-operatives sub-sector, the Department achieved the following:

- i. Registered 4101 audited accounts for Co-operatives societies.
- ii. Registered and listed 305 audit firms to audit co-operative societies.
- iii. SDC carried out compliance audit of societies through desk-review which produced county reports to be completed through field visits later. It also carried out capacity building for Co-operative auditors from Narok County.
- iv. A total of in 8 inquiries/ inspections were carried out in FY 2020/21. These included; Eastleigh Route SACCO Society Limited, Mobamba FCS Ltd, Bahima SACCO Society Ltd, KERUSSU Ltd and Kinatwa SACCO Society Ltd among others.
- v. Technical updates on international financial reporting standards and IAS developed.

3. Co-operative Registration Services.

The Registration Division in the State Department achieved the following during the period under review:

- i. All Co-operatives which applied for registration and met the standards required were registered.
- ii. 12 inquiries and 6 inspections were carried out and completed.
- iii. All applications for amendment of by-laws that met the set requirements were registered.
- iv. A total of 114 official searches were also carried out during the period under review.

STATE DEPARTMENT FOR CO-OPERATIVES
Reports and Financial Statements
For the year ended June 30, 2021.

4. Co-operative Finance and Marketing.

The State Department, through the Co-operatives Finance and Marketing Division achieved the following:

- i. Facilitated increase in savings through Co-operatives to 846 B in both deposit and non-deposit taking SACCOS.
- ii. Facilitated the recovery of non-remittances of monies due to SACCO from employers amounting to Kshs.423M.
- iii. 272 Performance Audit was carried out in coffee Co-operatives.
- iv. Modernization of 25 coffee factories due to fast tracked implementation of coffee revitalization action plan.
- v. Digitalization of 200 coffee factories.
- vi. Feasibility studies were carried out in cotton co-operative ginneries.
- vii. Modernization of Luanda Cotton co-operative ginnery.
- viii. The Coffee Cherry Advance Revolving Fund (CCARF) was operationalized and has to date disbursed an amount of Kshs43.7M out of which a recovery of Kshs19.1 has been made.

5. Review of Co-operative Development Policy

The National Assembly Committee on Industry, Trade and Co-operatives held a public participation forum on Co-operatives at Mombasa where the State Department sensitized stakeholders invited on the content of the National Co-operatives Policy.

Further, the State Department for Co-operatives sensitized co-operative leaders on policy and legal reforms in co-operatives at a National Leaders Forum held at Oltukai Lodge, Amboseli.

6. Review of the Co-operatives Societies Act and Sacco Societies Regulations

The National Co-operative Policy Operationalization Task Force was instituted and operationalized. The Task Force prepared a gap analysis report, NCP implementation framework and initialized formulation of the Co-operative Bill. The Task Force was granted 6 months' extension of its tenure.

7. Implement phase five of Co-operative Management Information System (CMIS).

Officers in the Registration, Co-operatives Audit, Finance and Marketing, Policy and Capacity Building, ECCOS, Accounts, ICT Legal registry and Main registry were trained on how to use the system.

8. New KCC to process powder milk facilitated.

New KCC managed to convert 596 metric tonnes of surplus milk in to powder.

BUDGET IMPLEMENTATION CHALLENGES

STATE DEPARTMENT FOR CO-OPERATIVES

Reports and Financial Statements

For the year ended June 30, 2021.

The sub-sector is faced with numerous challenges and emerging issues which need to be addressed to enable the Sub sector realize its targets. These specific challenges are highlighted here below:

- (i) **Inadequate funding for programmes:** The Sub sector funding has been inadequate to enable it effectively deliver its mandate and implement Vision 2030 flagship projects and programmes. Frequent budget cuts during the financial year has also impacted negatively on delivery of its mandate.
- (ii) **Un-aligned policy, legislative and regulatory framework:** The sub sector is faced with the challenge of aligning operational laws in the counties with national framework and harmonized policies for effective discharge and enforcement of the sub sector's mandate. The State Department embarked on reviewing the National Co-operatives Development Policy which is awaiting presentation to Cabinet for approval. Other laws and regulations will be reviewed in subsequent period to align them with the Constitution and devolved system of government.
- (iii) **Innovation, Research and Development:** Research and Development is vital to support the growth and development of the sector, however, it has suffered inadequate funding. This has impacted negatively on the Department's capacity to effectively discharge its mandate.
- (iv) **Technology Adoption:** The low levels of ICT adoption in the Department and high cost of ICT infrastructure have hindered access and usage of ICT leading to increased costs of operation and inadequate service delivery.
- (v) **Low human resource capacity:** There are huge gaps in the Department's Human Resource Establishment which has been a major hindrance in the effectiveness of the Department.
- (vi) **Climate change:** This has reduced agricultural productivity which is a cornerstone of Co-operatives Development.
- (vii) Insufficient office accommodation and equipment.
- (viii) Emergence of COVID-19
- (ix) Inadequate transport activities.

Recommendations

STATE DEPARTMENT FOR CO-OPERATIVES
Reports and Financial Statements
For the year ended June 30, 2021.

In order to enhance the sub sector's contribution and productivity to the economy and to ensure successful implementation of the programs and projects planned for implementation in the 2019/20-2020/21 MTEF period, it is recommended that:

- i) The National Treasury should enhance funding to the Sub Sector to support its key priority programmes;
- ii) Enhancing capacity of the State Department human resource development
- iii) There is need to develop further collaboration frameworks with major stakeholder to enhance project implementation both at the National and County levels.



Hon Peter G. Munya, MGH

CABINET SECRETARY
Ministry of Agriculture, Livestock, Fisheries and Co-operatives

3. STATEMENT OF PERFORMANCE AGAINST MDA'S PREDETRMINED OBJECTIVES

STATE DEPARTMENT FOR CO-OPERATIVES

Reports and Financial Statements

For the year ended June 30, 2021.

Section 81 (2) (f) of the Public Finance Management Act, 2012 requires that, at the end of each financial year, the Accounting officer when preparing financial statements of each National Government entity in accordance with the standards and formats prescribed by the Public Sector Accounting Standards Board includes a statement of the national government entity's performance against predetermined objectives.

The key development objectives of the MDA's 2018-2022 plan are:

- a) To create an enabling policy, legal and institutional framework for rapid and sustainable growth of the co-operatives in Kenya
- b) To promote value addition, manufacturing and market access by co-operatives
- c) To enhance financial deepening and investments through co-operatives
- d) To entrench good governance and accountability within the co-operative sector
- e) To develop the capacity of co-operatives through training, education, research, and ICT adoption.
- f) To build the human resource capacity and infrastructure in State Department
- g) To mainstream issues related to climate change, special interest groups and human rights in co-operatives.

Progress on attainment of Strategic development objectives

For purposes of implementing and cascading the above development objectives to specific sectors, all the development objectives were made specific, measurable, achievable, realistic and time-bound (SMART) and converted into development outcomes. Attendant indicators were identified for reasons of tracking progress and performance measurement: Below we provide the progress on attaining the stated objectives:

MDA Program	Objective	Outcome	Indicator	Performance
Develop Co-operative Policies (National Co-operative Policy and Co-operative Financing Policy)	To create an enabling policy for rapid and sustainable growth of the co-operatives in Kenya	Conducive policy environment	No. of policies	The National Co-operative Policy was finalised and approved by Cabinet. The Policy has since been forwarded to Parliament as a Sessional Paper.
Strengthen the dairy value chain through co-operatives	To promote value addition, manufacturing, and market access by co-operatives	Stabilized farm level milk prices	% Completion of New KCC modernization	The New KCC modernization project is at 77 % completion rate.
	To promote value addition, manufacturing, and market access by co-operatives	Increased food and nutritional (milk) security	No. of metric tons of milk powder processed through NKCC	1350 metric tons of milk powder were processed through NKCC for the FY 2020/21.
	To promote value addition, manufacturing, and market access by co-operatives	Expanded production capacity at NKCC	No. of litres of milk processed per day	800,000 litres of milk was processed per day during the FY 2020/21.
Revitalization of coffee co-operatives	To promote value addition, manufacturing, and market access by co-operatives	Increase coffee production and value	No. of coffee co-operative factories digitized	200 coffee co-operative factories were digitized in the FY 2020/21.

STATE DEPARTMENT FOR CO-OPERATIVES
Reports and Financial Statements
For the year ended June 30, 2021.

	To promote value addition, manufacturing, and market access by co-operatives	Increase coffee production and value	No. of performance audit carried out in coffee co-operatives	272 performance audits were carried out during the FY 2020/21.
Revive cotton value chain through co-operatives	To promote value addition, manufacturing, and market access by co-operatives	Increase cotton production and value	No. of modernized cotton co-operatives ginneries	Rehabilitation works completed and a ginning machine installed at Luanda Co-operative union during the FY 20/21.
Facilitate co-operatives investments	To enhance financial deepening and investments through co-operatives	Increased investments by co-operatives	Growth in Co-operatives savings/deposits.	In the FY 2020/21, Co-operative's savings increased to Kshs 846 billion.
Registration of co-operative practitioners.	To entrench professionalism in co-operative societies.	Increased number of co-operative practitioners registered by the Kenya Society for Professional Co-operators.	No. of professionals registered.	In the FY 2020/21, 320 co-operative professionals were registered.
Restructure units responsible for corruption prevention in the co-operative sector	To entrench good governance and accountability within the co-operative sector	Improved governance and accountability in co-operatives	% level of restructuring of ECCOS	80% completion rate was achieved in the FY 2020/21.
Promote co-operative research	To develop the capacity of co-operatives through training, education, research, and ICT adoption	Co-operatives research capacity strengthened	Co-operatives sector study report	A Co-operatives sector study report was prepared for the FY 2020/21.
Register viable co-operatives	To entrench good governance and accountability within the co-operative sector	Improved socio-economic welfare of Kenyans through co-operative model of doing business	% of viable co-operatives registered	All viable co-operatives that met the set requirements were registered during the FY 2020/21.

4. CORPORATE SOCIAL RESPONSIBILITY STATEMENT/SUSTAINABILITY REPORTING

1. Sustainability strategy and profile

STATE DEPARTMENT FOR CO-OPERATIVES

Reports and Financial Statements

For the year ended June 30, 2021.

The current leadership recognizes the crucial role of co-operative sector in the delivery and attainment of the Big Four Agenda Plans and Vision 2030. However changing Government policies, unfavourable bilateral and multi-lateral relations and devolution of co-operative function i.e. Multi-layered government policies implementation framework is challenging. Despite the challenges, the state department through its stakeholders are increasingly emphasizing on the need to ensure sustainability for both its investments and its resource mobilization and financing capabilities with an objective of ensuring that going concern is secured.

Co-operatives participation in emerging business leading to accelerated growth and thus improved returns to members. In addition the state department has no non-compliance that may expose it to potential contingent liability. Risk management framework focuses on unpredictability of changes in the business environment and seeks to minimize the potential adverse effect of such risk on its performance by setting acceptable levels of risk.

2. Environmental performance

The state department advocates environmental consciousness by instituting deliberate efforts to ensure environmental friendly activities are practised. For instance the application of paperless office to reduce wastage and sustainable energy consumption by ensuring all electronics are switched off when not in use. Cleanliness is also championed in management of waste disposal with bins located in every office and common areas.

3. Employee welfare

One of the department's objectives is to enhance department's capacity by building a robust human resource capacity and infrastructure in SDC. This ensures improved service delivery, professionalism and competence of staff is maintained both through rigorous recruitment policies and a performance appraisal system which establishes targets, reinforces accountability and awareness of controls, and identifies appropriate training requirements. Training plans are prepared and implemented to ensure that staff develop and maintain the required skills to fulfil their responsibilities, and that the fund can meet its future management requirements.

Other mainstream issues related to climate change, special interest groups and human rights in co-operatives like HIV/AIDS, Drug abuse, health and safety issues especially on COVID-19 has demanded intense sensitization implemented.

4. Market place practices-

STATE DEPARTMENT FOR CO-OPERATIVES
Reports and Financial Statements
For the year ended June 30, 2021.

- a) To ensure fair business practices, the department creates an enabling legal framework for rapid and sustainable growth through Co-operative Societies legislations contained in the National Co-operative Policy.
- b) Emphasis on entrenching good governance and accountability within the co-operatives by enlisting all private audit firms registered, compliance audit by KRA done and investigations on unethical and corruption incidences in co-operative societies has been completed.
- c) The department promotes value addition, manufacturing, and market access by co-operatives. This has increased milk, cotton and coffee production and value.
- d) Revival of agricultural products value chains through co-operatives by rehabilitation and revitalization of coffee and cotton sectors in addition to stabilizing farm level milk prices hence enhancing supplier engagements.
- e) For stewardship, the department has restructured key co-operative institutions KPCU, KFA, CAK, Primary co-operatives, Co-operative unions, KNTEC creating an enabling institutional framework for rapid and sustainable growth.

5. Community Engagements-

The State department facilitates co-operatives to deliver decent and affordable housing units by enhancing investments through co-operatives with increased co-operatives participation in provision of affordable housing. In the FY 2020/21, 2,300 housing units were constructed through co-operatives against a target of 2,500.

In addition the department facilitates co-operatives investments enhancing financial deepening and investments through co-operatives where in the FY 2020/21, 100 youth co-operatives were capacity built to venture into investment activities.

STATE DEPARTMENT FOR CO-OPERATIVES
Reports and Financial Statements
For the year ended June 30, 2021.

5. STATEMENT OF ENTITY MANAGEMENT RESPONSIBILITIES

Section 81 (1) of the Public Finance Management Act, 2012 requires that, at the end of each financial year, the accounting officer for a National Government Entity shall prepare financial statements in respect of that entity. Section 81 (3) requires the financial statements so prepared to be in a form that complies with relevant accounting standards as prescribed the Public Sector Accounting Standards Board of Kenya from time to time.

The Accounting Officer in charge of the State Department for Co-operatives is responsible for the preparation and presentation of the entity's financial statements, which give a true and fair view of the state of affairs of the entity for and as at the end of the financial year (period) ended on June 30, 2021. This responsibility includes: (i) maintaining adequate financial management arrangements and ensuring that these continue to be effective throughout the reporting period; (ii) maintaining proper accounting records, which disclose with reasonable accuracy at any time the financial position of the entity; (iii) designing, implementing and maintaining internal controls relevant to the preparation and fair presentation of the financial statements, and ensuring that they are free from material misstatements, whether due to error or fraud; (iv) safeguarding the assets of the entity; (v) selecting and applying appropriate accounting policies; and (vi) making accounting estimates that are reasonable in the circumstances.


The Accounting Officer in charge of the State Department for Co-operatives accepts responsibility for the entity's financial statements, which have been prepared on the Cash Basis Method of Financial Reporting, using appropriate accounting policies in accordance with International Public Sector Accounting Standards (IPSAS). The Accounting Officer is of the opinion that the entity's financial statements give a true and fair view of the state of entity's transactions during the financial year ended June 30, 2021, and of the entity's financial position as at that date. The Accounting Officer charge of the State department for Co-operatives) further confirms the completeness of the accounting records maintained for the entity, which have been relied upon in the preparation of the entity's financial statements as well as the adequacy of the systems of internal financial control.

The Accounting Officer in charge of the State Department for Co-operatives confirms that the entity has complied fully with applicable Government Regulations and the terms of external financing covenants (where applicable), and that the entity's funds received during the year under audit were used for the eligible purposes for which they were intended and were properly accounted for. Further the Accounting Officer confirms that the entity's financial statements have been prepared in a form that complies with relevant accounting standards prescribed by the Public Sector Accounting Standards Board of Kenya.


Approval of the Financial Statements

The State Department for Co-operatives financial statements were approved and signed by the Accounting Officer on 30th September, 2021

Signed:




Ali Noor Ismail, CBS
Principal Secretary



CPA Peter M. Mokohe
Deputy Accountant General
ICPAK Number: 4097

REPUBLIC OF KENYA



Telephone: +254-(20) 3214000
E-mail: info@oagkenya.go.ke
Website: www.oagkenya.go.ke

HEADQUARTERS
Anniversary Towers
Monrovia Street
P.O. Box 30084-00100
NAIROBI

REPORT OF THE AUDITOR-GENERAL ON STATE DEPARTMENT FOR CO-OPERATIVES FOR THE YEAR ENDED 30 JUNE, 2021

PREAMBLE

I draw your attention to the contents of my report which is in three parts:

- A. Report on the Financial Statements that considers whether the financial statements are fairly presented in accordance with the applicable financial reporting framework, accounting standards and the relevant laws and regulations that have a direct effect on the financial statements.
- B. Report on Lawfulness and Effectiveness in Use of Public Resources which considers compliance with applicable laws, regulations, policies, gazette notices, circulars, guidelines and manuals and whether public resources are applied in a prudent, efficient, economic, transparent and accountable manner to ensure Government achieves value for money and that such funds are applied for intended purpose.
- C. Report on Effectiveness of Internal Controls, Risk Management and Governance which considers how the entity has instituted checks and balances to guide internal operations. This responds to the effectiveness of the governance structure, the risk management environment, and the internal controls developed and implemented by those charged with governance for orderly, efficient and effective operations of the entity.

An unmodified opinion does not necessarily mean that an entity has complied with all relevant laws and regulations, and that its internal controls, risk management and governance systems are properly designed and were working effectively in the financial year under review.

The three parts of the report are aimed at addressing the statutory roles and responsibilities of the Auditor-General as provided by Article 229 of the Constitution, the Public Finance Management Act, 2012 and the Public Audit Act, 2015. The three parts of the report, when read together constitute the report of the Auditor-General.

REPORT ON THE FINANCIAL STATEMENTS

Opinion

I have audited the accompanying financial statements of the State Department for Co-operatives set out on pages 21 to 39, which comprise the statement of assets and liabilities as at 30 June, 2021, and the statement of receipts and payments, statement

Report of the Auditor-General on State Department for Co-operatives for the year ended 30 June, 2021

of cash flows and summary statements of appropriation - recurrent and development combined for the year then ended, and a summary of significant accounting policies and other explanatory information in accordance with the provisions of Article 229 of the Constitution of Kenya and Section 35 of the Public Audit Act, 2015. I have obtained all the information and explanations which, to the best of my knowledge and belief, were necessary for the purpose of the audit.

In my opinion, the financial statements present fairly, in all material respects, the financial position of the State Department for Co-operatives as at 30 June, 2021, and of its financial performance and its cash flows for the year then ended, in accordance with International Public Sector Accounting Standards (Cash Basis) and the Public Finance Management Act, 2012.

Basis for Opinion

The audit was conducted in accordance with International Standards of Supreme Audit Institutions (ISSAIs). I am independent of the State Department for Co-operatives Management in accordance with ISSAI 130 on Code of Ethics. I have fulfilled other ethical responsibilities in accordance with the ISSAI and in accordance with other ethical requirements applicable to performing audits of financial statements in Kenya. I believe that the audit evidence I have obtained is sufficient and appropriate to provide a basis for my opinion.

Key Audit Matters

Key audit matters are those matters that, in my professional judgment, are of most significance in the audit of the financial statements. There were no key audit matters to report in the year under review.

REPORT ON LAWFULNESS AND EFFECTIVENESS IN USE OF PUBLIC RESOURCES

Conclusion

As required by Article 229(6) of the Constitution, based on the audit procedures performed, I confirm that, nothing has come to my attention to cause me to believe that public resources have not been applied lawfully and in an effective way.

Basis for Conclusion

The audit was conducted in accordance with ISSAI 4000. The standard requires that I comply with ethical requirements and plan and perform the audit to obtain assurance about whether the activities, financial transactions and information reflected in the financial statements are in compliance, in all material respects, with the authorities that govern them. I believe that the audit evidence I have obtained is sufficient and appropriate to provide a basis for my conclusion.

REPORT ON EFFECTIVENESS OF INTERNAL CONTROLS, RISK MANAGEMENT AND GOVERNANCE

As required by Section 7(1)(a) of the Public Audit Act, 2015, based on the audit procedures performed, I confirm that, nothing has come to my attention to cause me

to believe that internal controls, risk management and overall governance were not effective.

Basis for Conclusion

The audit was conducted in accordance with ISSAI 2315 and ISSAI 2330. The standards require that I plan and perform the audit to obtain assurance about whether processes and systems of internal control, risk management and overall governance were operating effectively, in all material respects. I believe that the audit evidence I have obtained is sufficient and appropriate to provide a basis for my conclusion.

Responsibilities of Management and those Charged with Governance

Management is responsible for the preparation and fair presentation of these financial statements in accordance with International Public Sector Accounting Standards (Cash Basis) and for maintaining effective internal control as Management determines is necessary to enable the preparation of financial statements that are free from material misstatement, whether due to fraud or error and for its assessment of the effectiveness of internal control, risk management and governance.

In preparing the financial statements, Management is responsible for assessing the State Department's ability to sustain services, disclosing, as applicable, matters related sustainability of services and using the applicable basis of accounting unless Management is aware of the intention to terminate the State Department or to cease operations.

Management is also responsible for the submission of the financial statements to the Auditor-General in accordance with the provisions of Section 47 of the Public Audit Act, 2015.

In addition to the responsibility for the preparation and presentation of the financial statements described above, Management is also responsible for ensuring that the activities, financial transactions and information reflected in the financial statements are in compliance with the authorities which govern them, and that public resources are applied in an effective way.

Those charged with governance are responsible for overseeing the State Department's financial reporting process, reviewing the effectiveness of how the Management monitors compliance with relevant legislative and regulatory requirements, ensuring that effective processes and systems are in place to address key roles and responsibilities in relation to governance and risk management, and ensuring the adequacy and effectiveness of the control environment.

Auditor-General's Responsibilities for the Audit

The audit objectives are to obtain reasonable assurance about whether the financial statements as a whole are free from material misstatement, whether due to fraud or error, and to issue an auditor's report that includes my opinion in accordance with the provisions of Section 48 of the Public Audit Act, 2015 and submit the audit report in compliance with Article 229(7) of the Constitution. Reasonable assurance is a high level of assurance, but is not a guarantee that an audit conducted in accordance with

ISSAIs will always detect a material misstatement and weakness when it exists. Misstatements can arise from fraud or error and are considered material if, individually or in the aggregate, they could reasonably be expected to influence the economic decisions of users taken on the basis of these financial statements.

In addition to the audit of the financial statements, a compliance audit is planned and performed to express a conclusion about whether, in all material respects, the activities, financial transactions and information reflected in the financial statements are in compliance with the authorities that govern them and that public resources are applied in an effective way, in accordance with the provisions of Article 229(6) of the Constitution and submit the audit report in compliance with Article 229(7) of the Constitution.

Further, in planning and performing the audit of the financial statements and audit of compliance, I consider internal control in order to give an assurance on the effectiveness of internal controls, risk management and governance processes and systems in accordance with the provisions of Section 7(1)(a) of the Public Audit Act, 2015 and submit the audit report in compliance with Article 229(7) of the Constitution. My consideration of the internal control would not necessarily disclose all matters in the internal control that might be material weaknesses under the ISSAIs. A material weakness is a condition in which the design or operation of one or more of the internal control components does not reduce to a relatively low level the risk that misstatements caused by error or fraud in amounts that would be material in relation to the financial statements being audited may occur and not be detected within a timely period by employees in the normal course of performing their assigned functions.

Because of its inherent limitations, internal control may not prevent or detect misstatements and instances of non-compliance. Also, projections of any evaluation of effectiveness to future periods are subject to the risk that controls may become inadequate because of changes in conditions, or that the degree of compliance with the policies and procedures may deteriorate.

As part of an audit conducted in accordance with ISSAIs, I exercise professional judgement and maintain professional skepticism throughout the audit. I also:


- Identify and assess the risks of material misstatement of the financial statements, whether due to fraud or error, design and perform audit procedures responsive to those risks, and obtain audit evidence that is sufficient and appropriate to provide a basis for my opinion. The risk of not detecting a material misstatement resulting from fraud is higher than for one resulting from error, as fraud may involve collusion, forgery, intentional omissions, misrepresentations, or the override of internal control.
- Evaluate the appropriateness of accounting policies used and the reasonableness of accounting estimates and related disclosures made by the Management.
- Conclude on the appropriateness of the Management's use of the applicable basis of accounting and, based on the audit evidence obtained, whether a material uncertainty exists related to events or conditions that may cast significant doubt on the State Department for Co-operatives' ability to continue to sustain its services. If I conclude that a material uncertainty exists, I am required to draw attention in

the auditor's report to the related disclosures in the financial statements or, if such disclosures are inadequate, to modify my opinion. My conclusions are based on the audit evidence obtained up to the date of my audit report. However, future events or conditions may cause the State Department to cease to sustain its services.

- Evaluate the overall presentation, structure and content of the financial statements, including the disclosures, and whether the financial statements represent the underlying transactions and events in a manner that achieves fair presentation.
- Obtain sufficient appropriate audit evidence regarding the financial information and business activities of the State Department for Co-operatives to express an opinion on the financial statements.
- Perform such other procedures as I consider necessary in the circumstances.

I communicate with the Management regarding, among other matters, the planned scope and timing of the audit and significant audit findings, including any significant deficiencies in internal control that are identified during the audit.

I also provide Management with a statement that I have complied with relevant ethical requirements regarding independence, and to communicate with them all relationships and other matters that may reasonably be thought to bear on my independence, and where applicable, related safeguards.


CPA Nancy Gathungu, CBS
AUDITOR-GENERAL

Nairobi


18 March, 2022


STATE DEPARTMENT FOR CO-OPERATIVES
Reports and Financial Statements
For the year ended June 30, 2021.

7. STATEMENT OF RECEIPTS AND PAYMENTS FOR THE YEAR ENDED 30TH JUNE 2021.

	Note	2020-2021	2019-2020
		Kshs	Kshs
RECEIPTS			
Exchequer releases	1	1,133,875,685	4,817,602,719
Other Receipts	2	20,556,160	19,741,551
TOTAL RECEIPTS		1,154,431,845	4,837,344,270
PAYMENTS			
Compensation of Employees	3	206,303,184	195,192,355
Use of goods and services	4	370,004,182	171,965,608
Transfers to Other Government Units	5	541,200,000	4,436,200,000
Acquisition of Assets	8	32,695,252	18,405,947
TOTAL PAYMENTS		1,150,202,618	4,821,763,911
SURPLUS/DEFICIT		4,229,226	15,580,359

The accounting policies and explanatory notes to these financial statements form an integral part of the financial statements. The entity financial statements were approved on 30th September, 2021 and signed by:

Signed: 
Ali Noor Ismail, CBS
Principal Secretary


CPA Peter M. Mokobo
Deputy Accountant General
ICPAK Number: 4097

STATE DEPARTMENT FOR CO-OPERATIVES
Reports and Financial Statements
For the year ended June 30, 2021.


8. STATEMENT OF ASSETS AND LIABILITIES AS AT 30TH JUNE 2021.

	Note	2020-2021	2019-2020
		Kshs	Kshs
FINANCIAL ASSETS			
Cash and Cash Equivalents			
Bank Balances	9A	48,657,081	58,902,878
Cash Balances	9B	7,305	65,081
Total Cash and cash equivalent		48,664,386	58,967,959
Accounts receivables – Outstanding Imprests	10	459,501	176,400
TOTAL FINANCIAL ASSETS		49,123,887	59,144,359
FINANCIAL LIABILITIES			
Accounts Payables – Deposits and retentions	11	44,653,179	54,941,174
NET FINANCIAL ASSETS		4,470,708	4,203,185
REPRESENTED BY			
Fund balance b/f	12	4,203,185	587,910
Prior year adjustment	13	(3,961,703)	(11,965,084)
Surplus/Deficit for the year		4,229,226	15,580,359
NET FINANCIAL POSITION		4,470,708	4,203,185

The accounting policies and explanatory notes to these financial statements form an integral part of the financial statements. The entity financial statements were approved on 30th September, 2021 and signed by:

Signed:


Ali Noor Ismail, CBS
Principal Secretary


CPA Peter M. Mokobo
Deputy Accountant General
ICPAK Number: 4097


STATE DEPARTMENT FOR CO-OPERATIVES
Reports and Financial Statements
For the year ended June 30, 2021.


9. STATEMENT OF CASH FLOWS FOR THE YEAR ENDED 30TH JUNE 2021.

	Note	2020-2021	2019-2020
		Kshs	Kshs
RECEIPTS FOR OPERATING INCOME			
Exchequer Releases	1	1,133,875,685	4,817,602,719
Other Revenues	2	20,556,160	19,741,551
TOTALS		1,154,431,845	4,837,344,270
PAYMENTS FOR OPERATING EXPENSES			
Compensation of Employees	3	206,303,184	195,192,355
Use of goods and services	4	370,004,182	171,965,608
Transfers to Other Government Units	5	541,200,000	4,436,200,000
Other grants and transfers	6		-
Social Security Benefits	7		-
TOTALS		1,117,507,366	4,803,357,964
Adjusted for:			
Changes in receivables	10	(283,101)	41,110
Changes in payables	12	(10,287,995)	(25,134,896)
Prior Adjustments	13	(3,961,703)	(11,965,084)
TOTALS		(14,532,800)	(37,058,870)
Net Cash Flow from Operating Activities		22,391,679	(3,072,564)
CASHFLOW FROM INVESTING ACTIVITIES			
Acquisition of Assets	8	(32,695,252)	(18,405,947)
Net cash flows from Investing Activities		(32,695,252)	(18,405,947)
CASHFLOW FROM BORROWING ACTIVITIES			
Net Increase In Cash And Cash Equivalent		(10,303,573)	(21,478,511)
Cash and cash equivalent at BEGINNING of the year		58,967,959	80,446,470
Cash and cash equivalent at END of the year		48,664,386	58,967,959

The accounting policies and explanatory notes to these financial statements form an integral part of the financial statements. The entity financial statements were approved on 30th September, 2021 and signed by:

Signed:


Ali Noor Ismail, CBS
Principal Secretary


CPA Peter M. Mokobo
Deputy Accountant General
ICPAK Number: 4097

STATE DEPARTMENT FOR CO-OPERATIVES
Reports and Financial Statements
For the year ended June 30, 2021.


10. SUMMARY STATEMENT OF APPROPRIATION: RECURRENT AND DEVELOPMENT COMBINED


Receipt/Expense Item	Original Budget	Adjustments	Final Budget	Actual on Comparable Basis	Budget Utilization Difference	% of Utilization
	a	b	c=a+b	d	e=c-d	f=d/c %
Exchequer releases	1,176,549,701	(41,617,787)	1,134,931,914	1,133,875,684	1,056,229	100%
Other Receipts 'AIA'	20,000,000	-	20,000,000	20,556,160	(556,160)	102%
TOTAL RECEIPTS	1,196,549,701	(41,617,787)	1,154,931,914	1,154,431,845	500,069	100%
PAYMENTS						
Compensation of Employees	103,205,000	103,205,000	206,410,000	206,303,184	106,816	100%
Use of goods and services	304,962,294	70,075,128	375,037,422	370,004,182	5,033,240	97%
Transfers to Other Government Units	315,600,000	225,600,000	541,200,000	541,200,000	0	100%
Acquisition of Assets	30,499,770	1,784,723	32,284,492.	32,695,252	(410,760)	100%
TOTAL PAYMENTS	754,267,064	400,664,851	1,154,931,914	1,150,202,618	4,729,296	99%
Surplus/ Deficit	442,282,638	(442,282,638)	0	4,229,226	(4,229,226)	

Notes:

i) Amount of Kshs. **528,625,925** in transfers to other government units refers to AIA collected by SASRA and reported separately in their books.

The entity financial statements were approved on 30th September, 2021 and signed by:

Signed: 
Ali Noor Ismail, CBS
Principal Secretary


CPA Peter M. Mokobo
Deputy Accountant General
ICPAK Number: 4097

11. SUMMARY STATEMENT OF APPROPRIATION: RECURRENT


STATE DEPARTMENT FOR CO-OPERATIVES
Reports and Financial Statements
For the year ended June 30, 2021.


Receipt/Expense Item	Original Budget	Adjustments	Final Budget	Actual on Comparable Basis	Budget Utilization Difference	% of Utilization
	a	b	c=a+b	d	e=c-d	f=d/c %
RECEIPTS						
Exchequer releases	351,329,701	21,776,781	373,106,482	373,106,482	0	100%
Other Receipts	20,000,000	-	20,000,000	20,556,160	(556,160)	102%
TOTAL RECEIPTS	371,329,701	21,776,781	393,106,482	393,662,642	(556,160)	100%
PAYMENTS						
Compensation of Employees	103,205,000	103,205,000	206,410,000	206,303,184	106,816	100%
Use of goods and services	92,117,040	70,075,128	162,192,168	157,629,006	4,563,162	97%
Transfers to Other Government Units	21,200,000	-	21,200,000	21,200,000	0	100%
Acquisition of Assets	1,519,592	1,784,723	3,304,314	3,303,875	439	100%
TOTAL PAYMENTS	218,041,632	175,064,851	393,106,483	388,436,065	4,670,417	99%
Surplus/Deficit	153,288,070	(153,288,070)	0	5,226,577	(5,226,577)	

Notes:

The entity financial statements were approved on 30th September, 2021 and signed by:

Signed:


Ali Noor Ismail, CBS
Principal Secretary


CPA Peter M. Mokobo
Deputy Accountant General
ICPAK Number: 4097

STATE DEPARTMENT FOR CO-OPERATIVES
Reports and Financial Statements
For the year ended June 30, 2021.


12. SUMMARY STATEMENT OF APPROPRIATION: DEVELOPMENT


Receipt/Expense Item	Original Budget	Adjustments	Final Budget	Actual on Comparable Basis	Budget Utilization Difference	% of Utilization
	a	b	c=a+b	d	e=c-d	f=d/c %
RECEIPTS						
Exchequer releases	825,220,000	(63,394,568)	761,825,432	760,765,203	1,056,229	100%
TOTAL RECEIPTS	825,220,000	(63,394,568)	761,825,432	760,765,203	1,056,229	100%
PAYMENTS						
Use of goods and services	212,845,254	-	212,845,254	212,375,176	470,078	100%
Transfers to Other Government Units	294,400,000	225,600,000	520,000,000	520,000,000	0	100%
Acquisition of Assets	28,980,178	-	28,980,178	29,391,377	(411,199)	101%
TOTAL PAYMENTS	536,225,432	225,600,000	761,825,432	761,766,553	58,879	100%
Surplus/Deficit	288,994,568	(288,994,568)	0	(997,350)	997,350	

Notes:

The entity financial statements were approved on 30th September, 2021 and signed by:

Signed:


Ali Noor Ismail, CBS
Principal Secretary


CPA Peter M. Mokobo
Deputy Accountant General
ICPAK Number: 4097

STATE DEPARTMENT FOR CO-OPERATIVES

Reports and Financial Statements

For the year ended June 30, 2021.

BUDGET EXECUTION BY PROGRAMMES AND SUB-PROGRAMMES

Programme/Sub-programme	Original Budget	Adjustments	Final Budget	Actual on comparable basis	Budget utilization difference
	2021		2021	Date, 2021	
	Kshs	Kshs	Kshs	Kshs	Kshs
Governance and Accountability			72,641,053	72,852,297	(211,244)
Cooperate advisory services			115,297,715	115,298,777	(1,062)
Marketing ,value addition and research			375,728,054	375,283,448	444,606
0304040000			400,000,000	400,000,000	0
0304050000			191,265,092	186,738,725	4,526,367
Grand Total			1,154,931,914	1,150,202,618	4,729,296

(NB: This statement is a disclosure statement indicating the utilisation in the same format at the Entity's budgets which are programme based. Ensure that this document is completed to enable consolidation by the National Treasury)

STATE DEPARTMENT FOR CO-OPERATIVES
Reports and Financial Statements
For the year ended June 30, 2021.

13. SIGNIFICANT ACCOUNTING POLICIES

The principle accounting policies adopted in the preparation of these financial statements are set out below:

1. Statement of Compliance and Basis of Preparation

The financial statements have been prepared in accordance with Cash-basis International Public Sector Accounting Standards (IPSAS) as prescribed by the Public Sector Accounting Standards Board (PSASB) and set out in the accounting policy note below. This cash basis of accounting has been supplemented with accounting for; a) receivables that include imprests and salary advances and b) payables that include deposits and retentions.

The financial statements comply with and conform to the form of presentation prescribed by the PSASB. The accounting policies adopted have been consistently applied to all the years presented.

2. Reporting Entity

The financial statements are for the State department for Co-operatives. The financial statements encompass the reporting entity as specified under section 81 of the PFM Act 2012 and also comprise of the following development projects implemented by the entity:

3. Reporting Currency

The financial statements are presented in Kenya Shillings (KShs), which is the functional and reporting currency of the Government and all values are rounded to the nearest Kenya Shilling.

4. Significant Accounting Policies

The accounting policies set out in this section have been consistently applied by the Entity for all the years presented.

a) Recognition of Receipts

The Entity recognises all receipts from the various sources when the event occurs and the related cash has actually been received by the Entity.

- **Tax Receipts**

Tax receipts are recognized in the books of accounts when cash is received. Cash is considered as received when notification of tax remittance is received. (Check if this policy is applicable to entity)

- **Transfers from the Exchequer**

Transfers from the exchequer are recognized in the books of accounts when cash is received. Cash is considered as received when payment instruction is issued to the bank and notified to the receiving entity.

STATE DEPARTMENT FOR CO-OPERATIVES

Reports and Financial Statements

For the year ended June 30, 2021.

- **External Assistance**

External assistance is received through grants and loans from multilateral and bilateral development partners.

Grants and loans shall be recognized in the books of accounts when cash is received. Cash is considered as received when a payment advice is received by the recipient entity or by the beneficiary.

In case of grant/loan in kind, such grants are recorded upon receipt of the grant item and upon determination of the value. The date of the transaction is the value date indicated on the payment advice. A similar recognition criteria is applied for loans received in the form of a direct payment.

During the year ended 30th June 2021, there were no instances of non-compliance with terms and conditions which have resulted in cancellation of external assistance loans.

- **Other receipts**

These include Appropriation-in-Aid and relates to receipts such as proceeds from disposal of assets and sale of tender documents. These are recognised in the financial statements the time associated cash is received.

b) Recognition of payments

The Entity recognises all payments when the event occurs, and the related cash has been paid out by the Entity.

- **Compensation of Employees**

Salaries and wages, allowances, statutory contribution for employees are recognized in the period when the compensation is paid.

- **Use of Goods and Services**

Goods and services are recognized as payments in the period when the goods/services are paid for. Such expenses, if not paid during the period where goods/services are consumed, shall be disclosed as pending bills.

- **Interest on Borrowing**

Borrowing costs that include interest are recognized as payment in the period in which they are paid for.

- **Repayment of Borrowing (Principal Amount)**

The repayment of principal amount of borrowing is recognized as payment in the period in which the repayment is made.

- **Acquisition of Fixed Assets**

The payment on acquisition of property plant and equipment items is not capitalized. The cost of acquisition and proceeds from disposal of these items are treated as payments and receipts items respectively. Where an asset is acquired in a non-exchange transaction for nil or nominal consideration and the fair value of the asset can be reliably established, a contra transaction is recorded as receipt and as a payment.

STATE DEPARTMENT FOR CO-OPERATIVES

Reports and Financial Statements

For the year ended June 30, 2021.

A fixed asset register is maintained by each public entity and a summary provided for purposes of consolidation. This summary is disclosed as an annexure to the financial statements.

5. In-kind contributions

In-kind contributions are donations that are made to the Entity in the form of actual goods and/or services rather than in money or cash terms. These donations may include vehicles, equipment or personnel services. Where the financial value received for in-kind contributions can be reliably determined, the Entity includes such value in the statement of receipts and payments both as receipts and as payments in equal and opposite amounts; otherwise, the contribution is not recorded.

6. Third Party Payments

Included in the receipts and payments, are payments made on its behalf to third parties in form of loans and grants. These payments do not constitute cash receipts and payments and are disclosed in the payment to third parties in the statement of receipts and payments as proceeds from foreign borrowings.

7. Cash and Cash Equivalents

Cash and cash equivalents comprise cash on hand and cash at bank, short-term deposits on call and highly liquid investments with an original maturity of three months or less, which are readily convertible to known amounts of cash and are subject to insignificant risk of changes in value. Bank account balances include amounts held at the Central Bank of Kenya and at various commercial banks at the end of the financial year.

Restriction on Cash

Restricted cash represents amounts that are limited/ restricted from being used to settle a liability for at least twelve months after the reporting period. This cash is limited for direct use as required by stipulation.

8. Accounts Receivable

For the purposes of these financial statements, imprests and advances to authorised public officers and/or institutions which were not surrendered or accounted for at the end of the financial year are treated as receivables. This is in recognition of the government practice where the imprest payments are recognized as payments when fully accounted for by the imprest or AIE holders. This is an enhancement to the cash accounting policy. Other accounts receivables are disclosed in the financial statements.

9. Accounts Payable

For the purposes of these financial statements, deposits and retentions held on behalf of third parties have been recognized on an accrual basis (as accounts payables). This is in recognition of the government practice of retaining a portion of contracted services and works pending fulfilment of obligations by the contractor and to hold deposits on behalf of third parties. This is an enhancement to the cash accounting policy adopted by National Government Ministries and Agencies. Other liabilities including pending bills are disclosed in the financial statements.

10. Pending Bills

Pending bills consist of unpaid liabilities at the end of the financial year arising from contracted goods or services during the year or in past years. As pending bills do not involve the payment of cash in the reporting period, they recorded as 'memorandum' or 'off-balance' items to provide a sense of the overall net cash position of the Entity at the end of the year. When the pending bills are

STATE DEPARTMENT FOR CO-OPERATIVES

Reports and Financial Statements

For the year ended June 30, 2021.

finally settled, such payments are included in the Statement of Receipts and Payments in the year in which the payments are made.

11. Budget

The budget is developed on a comparable accounting basis (cash basis except for imprest and deposits, which are accounted for on an accrual basis), the same accounts classification basis, and for the same period as the financial statements. The original budget was approved by Parliament on June 2020 for the period 1st July 2020 to 30th June 2021 as required by Law and there were two supplementary adjustments to the original budget during the year.

A comparison of the actual performance against the comparable budget for the financial year under review has been included in the financial statements.

Government Development Projects are budgeted for under the MDAs but receive budgeted funds as transfers and account for them separately. These transfers are recognised as inter-entity transfers.

12. Comparative Figures

Where necessary, comparative figures for the previous financial year have been amended or reconfigured to conform to the required changes in presentation.

13. Subsequent Events

There have been no events subsequent to the financial year end with a significant impact on the financial statements for the year ended 30th June 2021.

14. Errors

Material prior period errors shall be corrected retrospectively in the first set of financial statements authorized for issue after their discovery by:

- i. Restating the comparative amounts for prior period(s) presented in which the error occurred;
or
- ii. If the error occurred before the earliest prior period presented, restating the opening balances of assets, liabilities and net assets/equity for the earliest prior period presented.

During the year, errors that have been corrected are disclosed under note 13 explaining the nature and amounts.

15. Related Party Transactions

Related party relationships are a normal feature of commerce. Specific information with regards to related party transactions is included in the disclosure notes.

STATE DEPARTMENT FOR CO-OPERATIVES
Reports and Financial Statements
For the year ended June 30, 2021.

14. NOTES TO THE FINANCIAL STATEMENTS

1. EXCHEQUER RELEASES

Description	2020 -2021	2019 -2020
	Kshs	Kshs
Total Exchequer Releases for quarter 1	89,784,179	55,299,381
Total Exchequer Releases for quarter 2	336,973,809	444,675,249
Total Exchequer Releases for quarter 3	170,500,706	4,183,197,995
Total Exchequer Releases for quarter 4	536,616,991	134,430,094
Total	1,133,875,685	4,817,602,719

2. OTHER RECEIPTS

Description	2020 -2021	2019 -2020
	Kshs	Kshs
Receipts from Administrative Fees and Charges - Collected as AIA	20,556,160	19,741,551
Total	20,556,160	19,741,551

3. COMPENSATION OF EMPLOYEES

	2020 -2021	2019 -2020
	Kshs	Kshs
Basic salaries of permanent employees	140,644,801	124,651,247
Personal allowances paid as part of salary	65,658,383	70,441,108
Total	206,303,184	195,192,355

4. USE OF GOODS AND SERVICES

	2020 -2021	2019 -2020
	Kshs	Kshs
Communication, supplies and services	5,953,308	3,640,905
Domestic travel and subsistence	33,995,344	14,978,713
Foreign travel and subsistence	4,173,475	3,886,848
Printing, advertising and information supplies & services	3,413,808	4,410,216
Rentals of produced assets	349,500	-
Training expenses	4,707,105	5,703,027
Hospitality supplies and services	21,118,027	10,074,409
Specialized materials and services	6,268,584	5,220,773
Office and general supplies and services	22,416,308	12,875,439
Other operating expenses	252,164,036	102,986,126
Routine maintenance– vehicles and other transport equipment	5,563,883	2,125,047
Routine maintenance – other assets	4,338,464	2,807,710
Fuel Oil and Lubricants	5,542,340	3,256,395
Total	370,004,182	171,965,608

STATE DEPARTMENT FOR CO-OPERATIVES

Reports and Financial Statements

For the year ended June 30, 2021.

5. GRANTS AND TRANSFERS TO OTHER GOVERNMENT ENTITIES

Description	2020 -2021	2019 -2020
	Kshs	Kshs
Transfers to National Government entities (SCOA Codes 2630100, 2630200, 2640400, 2640500, 2649900, 2820100, 2820200, 2820300)		
Transfers to other levels of Government -RECURRENT	21,200,000	23,700,000
(Capital Grants to other government agencies DEV	520,000,000	4,412,500,000
TOTAL	541,200,000	4,436,200,000

The above transfers were made to the following self-reporting entities in the year:

Description	Recurrent	Developme	2020 -2021	2019 -2020
	Kshs	nt	Kshs	Kshs
		Kshs		
Transfers to SAGAs and SCs				
New KCC			400,000,000	1,407,500,000
SASRA			-	28,700,000
KNTC			120,000,000	-
NKPCU			21,200,000	2,764,094,521
KPCU-Liquidated			-	235,905,479
TOTAL			541,200,000	4,436,200,000

We have confirmed these amounts with the recipient entities and attached these confirmations as an Appendix to the financial statements.

6. OTHER GRANTS AND TRANSFERS

Explanation	2020 -2021	2019 -2020
	Kshs	Kshs
Membership dues and subscriptions to international organizations	-	-
Total	-	-

7. SOCIAL SECURITY BENEFITS

Explanation	2020 -2021	2019 -2020
	Kshs	Kshs
Government pension and retirement benefits	-	-
Total	-	-

STATE DEPARTMENT FOR CO-OPERATIVES

Reports and Financial Statements

For the year ended June 30, 2021.

8. ACQUISITION OF ASSETS

Non-Financial Assets	2020 -2021	2019 -2020
	Kshs	Kshs
Purchase of Vehicles and Other Transport Equipment		14,500,000
Overhaul of Vehicles and Other Transport Equipment	441,875	
Purchase of Furniture and Institutional Equipment	-	371,388
Purchase of Office Furniture and General Equipment	2,862,000	1,498,584
Purchase of Specialized Equipment, Machinery	24,209,522	-
Research, Studies, Project Preparation, Design & Supervision	5,181,855	2,035,975
Total	32,695,252	18,405,947

9A: Bank Accounts

Name of Bank, Account No. & currency	Amount in bank account currency	Indicate rec, Dev, deposit	Exc rate (ifforeign)	2020 -2021	2019 -2020
	Kshs			Kshs	Kshs
<i>REC A/C 1000303042</i>				34,824	3,272,885
<i>DEV A/C 1000303058</i>				3,969,078	688,819
<i>DEP AC 1000303069</i>				19,076,278	4,292,758
<i>Liquidation 1000347066</i>				25,576,902	50,648,416
Total				48,657,081	58,902,878

9B: Cash In Hand

	2020 -2021	2019 -2020
	Kshs	Kshs
Cash office		
Cash office	7,305	65,081
Total	7,305	65,081

Cash in hand should also be analysed as follows:

	2020 -2021	2019 -2020
	Kshs	Kshs
Cash in Hand – Held in domestic currency	7,305	65,081
Cash in Hand – Held in foreign currency		
Total	7,305	65,081

STATE DEPARTMENT FOR CO-OPERATIVES
Reports and Financial Statements
For the year ended June 30, 2021.

10: ACCOUNTS RECEIVABLE - OUTSTANDING IMPRESTS

<i>Description</i>	2020 -2021	2019 -2020
	Kshs	Kshs
Government Imprests	459,501	176,400
Salary advances	-	-
Clearance accounts	-	-
Total	459,501	176,400

Breakdown attached as at 30th June, 2021

Government Imprests

<i>Name of Officer or Institution</i>	<i>Date Imprest Taken</i>	<i>Amount Taken</i>	<i>Amount Surrendered</i>	<i>Balance</i>
		Kshs	Kshs	Kshs
<i>John Mwakoji Mwandoto</i>	<i>21/06/2021</i>	<i>30,000</i>	-	<i>30,000</i>
<i>Benson Kiplagat Tallam</i>	<i>16/04/2021</i>	<i>174,900</i>	-	<i>174,900</i>
<i>Samuel Kuria Kamura</i>	<i>26/02/2021</i>	<i>50,400</i>	-	<i>50,400</i>
<i>Veronica Muthoni Kariuki</i>	<i>10/05/2021</i>	<i>29,841</i>	<i>29,840</i>	<i>1</i>
<i>Bahati Kimaro Haika</i>	<i>28/06/2021</i>	<i>30,000</i>	-	<i>30,000</i>
<i>Juma Abdallah Hamisi</i>	<i>30/06/2021</i>	<i>39,400</i>	<i>39,200</i>	<i>200</i>
<i>Yusuf Mwangi Bakari</i>	<i>30/05/2021</i>	<i>69,000</i>	-	<i>69,000</i>
<i>James K. Mutia</i>	<i>10/04/2021</i>	<i>105,000</i>	-	<i>105,000</i>
Total		528,541	-	459,501

Note: The office made follow ups and some officers continued accounting for the imprests and some are to be surcharged.

11. ACCOUNTS PAYABLE

<i>Description</i>	2020 -2021	2019 -2020
	Kshs	Kshs
Deposits	19,076,278	4,292,758
Liquidation	25,576,902	50,648,416
Total	44,653,179	54,941,174

Note: Above is the accounts payables at the closure of each period.

12. FUND BALANCE BROUGHT FORWARD

<i>Description</i>	2020 -2021	2019 -2020
	Kshs	Kshs
Bank accounts	58,902,878	78,322,875
Cash in hand	65,081	162,835
Accounts Receivables	176,400	217,510
Accounts Payables	-54,941,174	(78,115,310)
Total	4,203,185	587,910

STATE DEPARTMENT FOR CO-OPERATIVES
Reports and Financial Statements
For the year ended June 30, 2021.

Note:

13. PRIOR YEAR ADJUSTMENTS.

Description of the error	2020 -2021	2019 -2020
	Kshs	Kshs
Exchequer returned to treasury: Recurrent	3,641	118,348
Deposit account	188,984	11,757,520
Exchequer returned to treasury: Development	3,769,078	89,216
Retention	-	-
Adjustments on bank account balances	3,961,703	11,965,084

14. RELATED PARTY DISCLOSURES

Related party disclosure is encouraged under non-mandatory section of the Cash Basis IPSAS. The following comprise of related parties to the state department for co-operatives

- Key management personnel that include the Cabinet Secretaries and Accounting Officers
- Other Ministries Departments and Agencies and Development Projects;
- County Governments; and
- State Corporations and Semi-Autonomous Government Agencies.

	2020-2021	2019-2020
	Kshs	Kshs
Key Management Compensation	-	-
<u>Transfers to related parties</u>		
Transfers to other MDAs	-	-
Transfers to SCs and SAGAs		

15. OTHER IMPORTANT DISCLOSURES

15.1: PENDING ACCOUNTS PAYABLE (See Annex 1)

Description	2020 -2021	2019-2020
	Kshs	Kshs
Printing, advertising and information supplies	220,896	-
Routine Maintenance-Vehicles	373,450	-
Office and general supplies	2,029,900	-
Total	2,624,246	-

STATE DEPARTMENT FOR CO-OPERATIVES

Reports and Financial Statements

For the year ended June 30, 2021.

Itemised as follows;

S/N	Payee	Details	Invoice	Amount(Kshs.)
1	Dolytech Traders	Cartridge tonner	789	499,500
2	CMC Motors Group Ltd	Repair of Volk Passat GKA 994T	26104	373,450
3	REX Kiosk	Supply and delivery of newspapers	270	74,340
4	REX Kiosk	Supply and delivery of newspapers	386	68,912
5	REX Kiosk	Supply and delivery of newspapers	106	77,644
6	Linson Agencies	Provision of assorted stationery	12	506,000
7	Blockman Investment Ltd	Supply of General Office Equip	1819	526,000
8	Sebidela Company Ltd	Supply of toners	5	498,400
	TOTAL			2,624,246

15.2: PENDING STAFF PAYABLES (See Annex 2)

	2020 -2021	2019-2020
	Kshs	Kshs
Senior management	-	-
Middle management	-	-
Unionisable employees	-	-
Others (<i>specify</i>)	-	-

15.3: OTHER PENDING PAYABLES (See Annex 3)

	2020 -2021	2019-2020
	Kshs	Kshs
Amounts due to National Government entities	-	-
Amounts due to Entity entities	-	-
Amounts due to third parties	-	-
Others (<i>specify</i>)	-	-

STATE DEPARTMENT FOR CO-OPERATIVES

Reports and Financial Statements

For the year ended June 30, 2021.

15. PROGRESS ON FOLLOW UP OF PRIOR YEARS AUDITOR'S RECOMMENDATIONS

The following is the summary of issues raised by the external auditor, and management comments that were provided to the auditor. We have nominated focal persons to resolve the various issues as shown below with the associated time frame within which we expect the issues to be resolved.

Reference No. on the external audit Report	Issue Observations from Auditor	Management comments	Focal Point person to resolve the issue (Name and designation)	Status: (Resolved / Not Resolved)	Timeframe (Put a date when you expect the issue to be resolved)
1442	Bank balances	Reconciled difference	DAG	Resolved	
1443	Accounts Payable	Supporting documents availed.	DAG	Resolved	
1444	Prior year Adjustments	Analysis and supporting documents availed	DAG	Resolved	
1445	Transfer to other Government Units	The Financial Statements for 2019/2020 submitted	DAG	Resolved	
1446	Late Exchequer Releases	The Exchequers were expended by 30 th June 2020	DAG	Resolved	
1447	Irregular Procurement of Goods and Services	The National Treasury Circular on AGPO	DAG	Resolved	
1448	Failure to constitute internal Audit Committee	The Committee was appointed on 11 th September 2017 and commissioned on 23 rd January 2019	DAG	Resolved	
1449	Lack of ICT Strategic Committee	The function is bestowed upon the ministry of ICT, Innovation and Youth Affairs	DAG	Resolved	


Guidance Notes:

- (i) Use the same reference numbers as contained in the external audit report;
- (ii) Obtain the “Issue/Observation” and “management comments”, required above, from final external audit report that is signed by Management;
- (iii) Before approving the report, discuss the timeframe with the appointed Focal Point persons within your entity responsible for implementation of each issue;


STATE DEPARTMENT FOR CO-OPERATIVES
Reports and Financial Statements
For the year ended June 30, 2021.

(iv) Indicate the status of "Resolved" or "Not Resolved" by the date of submitting this report to National Treasury.

Signed:



Ali Noor Ismail, CBS
Principal Secretary



CPA Peter M. Mokobo
Deputy Accountant General
ICPAK Number: 4097

STATE DEPARTMENT FOR CO-OPERATIVES

**Reports and Financial Statements
For the year ended June 30, 2021.**

16. ANNEXURES

ANNEX 1 - ANALYSIS OF PENDING ACCOUNTS PAYABLE

Supplier of Goods or Services	Original Amount	Date Contracted	Amount Paid To-Date	Outstanding Balance 2021	Outstanding Balance 2020	Comments
	A	B	c	d=a-c		
Construction of buildings						
1.						
2.						
3.						
Sub-Total						Nil
Construction of civil works						
4.						
5.						
6.						
Sub-Total						Nil
Supply of goods						
7. Supply and delivery of newspapers	220,896		-	220,896		
8. Supply of General Office Equip, toners	2,029,900		-	2,029,900		
9.						
Sub-Total						Nil
Supply of services						
10. Repair of Volk Passat GKA 994T	373,450		-	373,450		
11.						
12.						
Sub-Total						
Grand Total	2,624,246		-	2,624,246		Forwarded for funding

STATE DEPARTMENT FOR CO-OPERATIVES

Reports and Financial Statements

For the year ended June 30, 2021.

ANNEX 2 - ANALYSIS OF PENDING STAFF PAYABLES

Name of Staff	Job Group	Original Amount	Date Payable Contracted	Amount Paid To-Date	Outstanding Balance 2021	Outstanding Balance 2020	Comments
		a	b	c	d=a-c		
Senior Management							
1.							
2.							
3.							
	Sub-Total						Nil
Middle Management							
4.							
5.							
6.							
	Sub-Total						
Unionisable Employees							
7.							
8.							
9.							
	Sub-Total						Nil
Others (specify)							
10.							
11.							
12.							
	Sub-Total						
	Grand Total						Nil

STATE DEPARTMENT FOR CO-OPERATIVES
Reports and Financial Statements
For the year ended June 30, 2021.
ANNEX 3 - ANALYSIS OF OTHER PENDING PAYABLES

Name	Brief Transaction Description	Original Amount	Date Payable Contracted	Amount Paid To-Date	Outstanding Balance 2021	Outstanding Balance 2020	Comments
		a	b	c	d=a-c		None
Amounts due to National Govt Entities							
1.							
2.							
3.							
	Sub-Total						Nil
Amounts due to County Govt Entities							
4.							
5.							
6.							
	Sub-Total						Nil
Amounts due to Third Parties							
7.							
8.							
9.							
	Sub-Total						
Others (specify)							
10.							
11.							
12.							
	Sub-Total						
	Grand Total						Nil

STATE DEPARTMENT FOR CO-OPERATIVES

Reports and Financial Statements

For the year ended June 30, 2021.

ANNEX 4 – SUMMARY OF FIXED ASSET REGISTER

Asset class	Historical Cost b/f/f 2020/21	Additions during the year (Kshs)	Disposals during the year (Kshs)	Transfers in/(out) during the year	Historical Cost c/f (Kshs) 2020/2021
Accumulated Assets :					
Buildings and structures	-	-			
Transport equipment	27,233,788	441,875	NIL	NIL	
Office equipment, furniture and fittings	13,010,606	2,862,000	NIL	NIL	
ICT Equipment: CMIS	29,145,594	-			
Prefeasibility	2,035,975	5,181,855	NIL	NIL	
Total	71,425,963	8,485,730			79,911,693
Assets purchased under the following economic items in 2020/21 FY:					
Other operating items	21,026,266	-		-	
Specialized materials	991,600	24,209,522		-	
Contracted Services	14,800,000	-		-	
Total	36,817,866	24,209,522		-	61,027,388
Grand Totals	108,243,829	32,695,252		-	140,939,081

NB: The balance as at the end of the year is the cumulative cost of all assets bought and inherited by the Ministry, Department or Agency. Additions during the year should tie to note 8 on acquisition of assets during the year. Ensure this section is complete covering all the entities assets)

STATE DEPARTMENT FOR CO-OPERATIVES
Reports and Financial Statements
For the year ended June 30, 2021.

ANNEX 5 – LIST OF PROJECTS IMPLEMENTED BY THE ENTITY (SDC)

Ref	Project Name	Principal activity of the project	Accounting Officer	Project consolidated in these financial statements(yes/no)
1	Modernization of Coffee Factories	Construction of metallic coffee drying tables. Flat mask light CCTV	Ali Noor Ismail, CBS	YES
2	Digitization of coffee factories	Installation of Coffee Management Information System Supply of digital weighting scale Point of sale Registration of coffee farmers	Ali Noor Ismail, CBS	YES
3	Coffee performance Audit	Performance Audit	Ali Noor Ismail, CBS	YES
4	Modernization of cotton ginnery	Modernization of Luanda Cotton Ginnery	Ali Noor Ismail, CBS	YES

ANNEX 6 – LIST OF SCs, SAGAs AND PUBLIC FUNDS UNDER THE ENTITY (SDC)

Ref	SC, SAGA or Public Fund's name	Principal activity of entity	Accounting Officer	Amount transferred during the year	Inter-entire conciliations done?(yes/no)	rec
1	SASRA	License, regulate and supervise deposit taking SACCO.	CEO	Nil		Yes
2	New KCC	Modernization of New KCC Plant, Establishment of new factory in Meru and Modernization of Kiganjo factory	CEO	400,000,000		Yes
3	KNTC	Procure and package Rice Refurbishment of warehouses	CEO	120,000,000		Yes
4	New KPCU	Refurbishment of coffee mills and warehouses	CEO	21,200,000		Yes
	Total			541,200,000		

STATE DEPARTMENT FOR CO-OPERATIVES

Reports and Financial Statements

For the year ended June 30, 2021.

ANNEX 8- REPORTS GENERATED FROM IFMIS

The following financial Reports Generated from IFMIS should be generated and attached as appendices to these financial statements.

- i. GOK IFMIS Comparison Trial Balance
- ii. FO30 (Bank reconciliations) for all bank accounts
- iii. GOK IFMIS Receipts and Payments Statement
- iv. GOK IFMIS Statement of Financial Position
- v. GOK IFMIS Statement of Cash Flows
- vi. GOK IFMIS Notes to the Financial Statements
- vii. GOK IFMIS Statement of Budget Execution
- viii. GOK IFMIS Statement of Deposits
- ix. GOK IFMIS Budget Execution by Programme and Economic Classification
- x. GOK IFMIS Budget Execution by Heads and Programmes
- xi. GOK IFMIS Budget Execution by Programmes and Sub-programmes



Trial Balance Comparison Report
 Entity: 1173-State Department for Cooperatives
 Current Period: JUL-20 To JUN-21
 Compare With: JUL-19 To ADJ2-20

Account No and Description	Current Period		Previous period	
	Debit Balance Kshs	Credit Balance Kshs	Debit Balance Kshs	Credit Balance Kshs
1420309 Registration of Societies	0.00	4,237,688.00	0.00	7,178,320.00
1420344 Audit Fees	0.00	16,318,472.00	0.00	12,563,231.20
1420389 Receipts from Administrative Fees and Charges	0.00	0.00	0.00	0.00
1420300 Administrative Fees and Charges collected as AIA	0.00	20,558,160.00	0.00	19,741,551.20
1420000 Sales of Goods and Services	0.00	20,558,160.00	0.00	19,741,551.20
2110101 Basic Salaries - Civil Service Employees	140,644,800.65	0.00	124,651,247.10	0.00
2110100 Basic Salaries - Permanent Employees	140,644,800.65	0.00	124,651,247.10	0.00
2110301 House Allowance	42,698,752.90	0.00	46,846,431.00	0.00
2110304 Overtime - Civil Service	185,204.00	0.00	0.00	0.00
2110305 Prosecutorial and State Counsel Allowance	840,000.00	0.00	770,000.00	0.00
2110309 Special Duty Allowance	7,138,766.20	0.00	4,499,970.35	0.00
2110312 Responsibility Allowance	519,200.00	0.00	633,450.00	0.00
2110313 Entertainment Allowance	108,000.00	0.00	814,690.00	0.00
2110314 Transport Allowance	12,323,997.30	0.00	15,238,153.95	0.00
2110315 Extreme Allowance	519,503.00	0.00	132,800.00	0.00
2110317 Domestic Servant Allowance	187,200.00	0.00	0.00	0.00
2110318 Practising Allowance	660,000.00	0.00	675,000.00	0.00
2110320 Leave Allowance	477,760.00	0.00	930,613.00	0.00
2110336 Car Purchase Allowance	0.00	0.00	70,541,109.30	0.00
2110300 Personal Allowances paid as part of Salary	66,650,383.40	0.00	0.00	0.00
2110000 Wages and Salary Contributions	208,393,164.65	0.00	195,192,355.45	0.00
2210201 Telephone, Telex, Facsimile and Mobile Phone Services	5,516,956.00	0.00	3,086,746.00	0.00
2210202 Internet Connections	143,700.00	0.00	246,624.60	0.00
2210203 Courier & Postal Services	276,650.00	0.00	296,933.00	0.00
2210204 Leased Communication Lines	17,000.00	0.00	38,601.00	0.00
2210200 Communication, Supplies and Services	5,993,306.00	0.00	3,946,884.60	0.00
2210301 Travel Costs (airlines, bus, railway, mileage allowances etc)	2,999,970.00	0.00	3,815,040.30	0.00
2210302 Accommodation - Domestic Travel	16,825,812.00	0.00	4,131,674.20	0.00
2210303 Daily Subsistence Allowance	15,081,852.00	0.00	6,915,003.90	0.00
2210304 Sundry Items (e.g. airport tax, taxis, etc?)	88,000.00	0.00	112,995.00	0.00
2210305 Shipment of Personal and Household Effects	0.00	0.00	0.00	0.00
2210300 Domestic Travel and Subsistence, and Other Transportation Costs	33,998,344.00	0.00	14,978,713.40	0.00
2210401 Travel Costs (airlines, bus, railway, etc.)	1,331,535.00	0.00	1,934,415.80	0.00
2210402 Accommodation	874,100.00	0.00	603,122.70	0.00
2210403 Daily Subsistence Allowance	1,848,360.00	0.00	1,269,609.95	0.00
2210404 Sundry Items (e.g. airport tax, taxis, etc?)	119,480.00	0.00	80,700.00	0.00
2210400 Foreign Travel and Subsistence, and other transportation costs	4,173,475.00	0.00	3,886,846.45	0.00
2210501 International News Services	3,000.00	0.00	9,500.80	0.00
2210502 Publishing & Printing Services	936,397.55	0.00	1,026,757.20	0.00
2210503 Subscriptions to Newspapers, Magazines and Periodicals	939,434.00	0.00	1,010,259.70	0.00
2210505 Trade Shows and Exhibitions	1,534,976.70	0.00	2,363,687.90	0.00
2210500 Printing - Advertising and Information Supplies and Services	3,413,806.25	0.00	4,410,215.60	0.00
2210604 Hire of Transport, Equipment	348,500.00	0.00	0.00	0.00
2210600 Rentals of Produced Assets	349,500.00	0.00	0.00	0.00
2210701 Travel Allowance	780,500.00	0.00	1,181,108.00	0.00
2210702 Remuneration of Instructors and Contract Based Training Services	21,000.00	0.00	23,900.00	0.00
2210703 Production and Printing of Training Material	78,000.00	0.00	197,580.00	0.00
2210704 Hire of Training Facilities and Equipment	152,500.00	0.00	264,800.00	0.00

Account No and Description	Current Period		Previous period	
	Debit Balance	Credit Balance	Debit Balance	Credit Balance
2210706 Book Allowance	128,605.00	0.00	196,500.00	0.00
2210707 Project Allowance	145,000.00	0.00	208,200.00	0.00
2210708 Trainer Allowance	52,000.00	0.00	0.00	0.00
2210709 Research Allowance	0.00	0.00	0.00	0.00
2210710 Accommodation Allowance	1,655,400.00	0.00	1,591,273.00	0.00
2210711 Tuition Fees Allowance	1,695,700.00	0.00	2,039,666.00	0.00
2210700 Training Expenses	4,207,106.00	0.00	5,703,627.00	0.00
2210801 Catering Services (receptions), Accommodation, Gifts, Food and Drinks and Seminars	5,339,640.00	0.00	4,394,517.45	0.00
2210802 Boards, Committees, Conferences	8,895,500.00	0.00	4,145,773.00	0.00
2210805 National Celebrations	727,687.00	0.00	560,443.80	0.00
2210808 Purchase of Coffins	7,096.00	0.00	0.00	0.00
2210809 Board Allowance	6,155,200.00	0.00	1,019,875.00	0.00
2210900 Speciality Supplies and Servs	21,118,027.89	0.00	10,074,088.35	0.00
2211001 Medical Drugs	157,000.00	0.00	132,848.00	0.00
2211004 Engines, pesticides and Sprays	1,699,986.00	0.00	578,985.00	0.00
2211009 Engines and Library Supplies	292,857.10	0.00	154,320.10	0.00
2211011 Purchase/Production of Photographic and Audio-Visual Materials	0.00	0.00	0.00	0.00
2211016 Purchase of Uniforms and Clothing - Staff	719,070.60	0.00	330,305.00	0.00
2211023 Supplies for Production	3,999,660.00	0.00	4,025,404.80	0.00
2211000 Specialised Materials and Supp	6,268,583.70	0.00	5,220,772.90	0.00
2211101 General Office Supplies (pens, pencils, forms, small office equipment etc)	13,095,368.05	0.00	7,313,448.60	0.00
2211102 Supplies and Accessories for Computers and Printers	8,259,098.70	0.00	4,789,057.20	0.00
2211103 Sanitary and Cleaning Materials, Supplies and Services	1,061,841.00	0.00	772,932.65	0.00
2211100 Office and General Supplies and Services	22,416,307.75	0.00	12,875,438.45	0.00
2211201 Refined Fuels and Lubricants for Transport	5,396,806.30	0.00	3,107,974.80	0.00
2211202 Refined Fuels and Lubricants for Production	0.00	0.00	0.00	0.00
2211203 Refined Fuels and Lubricants -- Other	145,533.75	0.00	148,419.70	0.00
2211200 Fuel Oil and Lubricants	5,542,340.05	0.00	3,256,394.50	0.00
2211301 Bank Service Commission and Charges	64,000.00	0.00	33,750.00	0.00
2211305 Contracted Guards and Cleaning Services	0.00	0.00	0.00	0.00
2211306 Membership Fees, Dues and Subscriptions to Professional and Trade Societies	384,600.00	0.00	202,520.00	0.00
2211311 Contracted Technical Services	212,275,176.00	0.00	102,244,589.25	0.00
2211314 Write Offs/ Bad Debt Expenses from Previous Year	0.00	0.00	0.00	0.00
2211322 Backlog Records	531,514.30	0.00	358,052.00	0.00
2211329 HIV/AIDS Secretariat workplace Policy Development	144,400.00	0.00	147,215.00	0.00
2211389 Other Operating Expenses - Oth	38,664,346.00	0.00	0.00	0.00
2211300 Other Operating Expenses	252,164,038.30	0.00	102,966,136.25	0.00
2210000 Goods and Services	340,101,836.65	0.00	167,032,661.50	0.00
2220101 Maintenance Expenses - Motor Vehicles	5,563,883.30	0.00	2,125,047.00	0.00
2220100 Routine Maintenance - Vehicles	5,563,883.30	0.00	2,125,047.00	0.00
2220201 Maintenance of Plant, Machinery and Equipment (including lifts)	1,834,274.45	0.00	1,079,468.05	0.00
2220202 Maintenance of Office Furniture and Equipment	1,077,858.10	0.00	673,021.70	0.00
2220205 Maintenance of Buildings and Stations -- Non-Residential	568,137.30	0.00	498,892.65	0.00
2220209 Minor Alterations to Buildings and Civil Works	0.00	0.00	0.00	0.00
2220210 Maintenance of Computers, Software, and Networks	858,194.15	0.00	556,327.30	0.00
2220200 Routine Maintenance - Other Assets	4,336,464.00	0.00	2,807,708.70	0.00
2220200 Routine Maintenance	9,902,347.30	0.00	4,932,754.70	0.00
2620200 Membership Fees and Dues and Subscriptions to International Organizations (Continued)	0.00	0.00	0.00	0.00
2620000 Grants and Other Transfers to International Organizations	0.00	0.00	0.00	0.00
2630101 Current Grants to Semi-Autonomous Government Agencies	21,200,000.00	0.00	23,700,000.00	0.00

Account No and Description	Current Period		Previous period	
	Debit Balance	Credit Balance	Debit Balance	Credit Balance
2630100 Current Grants to Government Agencies and other Levels of Government	21,200,000.00	0.00	23,700,000.00	0.00
2630201 Capital Grants to Semi-Autonomous Government Agencies	520,000,000.00	0.00	4,412,499,899.90	0.00
2630200 Capital Grants to Government Agencies and other Levels of Government	520,000,000.00	0.00	4,412,499,899.90	0.00
2630000 Grants & Transfer To Other Govt. Units	341,200,000.00	0.00	4,436,199,899.90	0.00
2640303 Co-operative Societies	0.00	0.00	0.00	0.00
2640300 Grants to Small Businesses, Cooperatives, and Self Employed	0.00	0.00	0.00	0.00
2640000 Other Transfers and Emergency Benefits	0.00	0.00	0.00	0.00
2710102 Gratuity - Civil Servants	0.00	0.00	0.00	0.00
2710100 Government Pension and Retirement Benefits	0.00	0.00	0.00	0.00
3110700 Social Security Benefits	0.00	0.00	0.00	0.00
3110701 Purchase of Motor Vehicles	0.00	0.00	14,500,000.00	0.00
3110700 Purchase of Vehicles and Other Transport Equipment	0.00	0.00	14,500,000.00	0.00
3110801 Overhaul of Vehicles	441,875.00	0.00	371,388.00	0.00
3110800 Overhaul of Vehicles and Other Transport Equipment	441,875.00	0.00	371,388.00	0.00
3111001 Purchase of Office Furniture and Fittings	2,862,000.00	0.00	1,498,584.15	0.00
3111002 Purchase of Computers, Printers and other IT Equipment	0.00	0.00	0.00	0.00
3111000 Purchase of Office Furniture and General Equipment	2,862,000.00	0.00	1,498,584.15	0.00
3111103 Purchase of Agricultural Machinery and Equipment	24,209,522.00	0.00	0.00	0.00
3111100 Purchase of Specialised Plant, Equipment and Machinery	24,209,522.00	0.00	0.00	0.00
3111401 Pre-feasibility, Feasibility and Appraisal Studies	5,181,855.00	0.00	2,035,975.00	0.00
3111403 Research	0.00	0.00	0.00	0.00
3111400 Research, Feasibility Studies, Project Preparation and Design, Project Supervision	5,181,855.00	0.00	2,035,975.00	0.00
3110000 Acquisition of Fixed Capital Assets	32,695,252.00	0.00	16,405,847.15	0.00
6530101 Ministry HC Recurrent Bank A/C	34,824.00	0.00	3,272,864.90	0.00
6530000 Recurrent Bank Accounts	34,824.00	0.00	3,272,864.90	0.00
6540101 Ministry HC Development Bank A	3,366,978.00	0.00	683,819.30	0.00
6540000 Development Bank Accounts	3,366,978.00	0.00	683,819.30	0.00
6550101 Ministry HC Deposit Bank A/C	44,653,180.00	0.00	54,941,173.65	0.00
6550000 Deposit Bank Accounts	44,653,180.00	0.00	54,941,173.65	0.00
6580101 Cash in Transit	7,305.00	0.00	65,081.00	0.00
6580100 Cash in Hand	7,305.00	0.00	65,081.00	0.00
6580000 Cash in Hand	7,305.00	0.00	65,081.00	0.00
6710103 Salary advance	0.00	0.00	0.00	0.00
6710100 Domestic Debtors & Advances	0.00	0.00	0.00	0.00
6740101 Prepayment	0.00	0.00	0.00	0.00
6740102 RD Cheques	0.00	0.00	0.00	0.00
6740100 Other Debtors & Pre-payments	0.00	0.00	0.00	0.00
6740000 Other Debtors & Pre-payments	0.00	0.00	0.00	0.00
6760103 Temporary Imprests	458,500.80	0.00	176,400.00	0.00
6760100 Imprests	458,500.80	0.00	176,400.00	0.00
6760000 Government Imprests	458,500.80	0.00	176,400.00	0.00
6770101 Inter-Ministerial Agency A/C	0.00	0.00	0.00	0.00
6770000 Ministerial Agency Accounts	0.00	0.00	0.00	0.00
6780101 General Suspense A/C	0.00	0.00	0.00	0.00
6780111 Salary Advance Recovery	0.00	0.00	0.00	0.00
6780100 Suspense & Clearance Account	0.00	0.00	0.00	0.00
7310101 General Deposits	44,653,180.00	0.00	27,941,399.05	0.00
7310100 General Deposits Items	44,653,180.00	0.00	27,941,399.05	0.00
7320001 PAYE	0.00	0.00	0.00	0.00
7320002 NHIF	0.00	0.00	0.00	0.00
7320003 House Rent	0.00	0.00	0.00	0.00
7320005 Income Tax	0.00	0.00	0.00	0.00

Account No and Description	Current Period		Previous period	
	Debit Balance	Credit Balance	Debit Balance	Credit Balance
7320000 NSSF	6,600.00	0.00	0.00	0.00
7320011 WCPFS	0.00	0.00	0.00	0.00
7320012 Staff Welfare Associations	0.00	0.00	0.00	0.00
7320013 HELB Deductions	0.00	0.00	0.00	0.00
7320015 Save As You Earn (SAYE)	0.00	0.00	0.00	0.00
7320017 Govt. Liability Attachments	0.00	0.00	0.00	0.00
7320018 Salary Control Account	0.00	57,629.30	0.00	0.00
7320000 Other Liabilities	6,600.00	57,629.30	0.00	0.00
7320107 Co-operatives	0.00	0.00	0.00	0.00
7320108 Insurances	0.00	0.00	0.00	28,194.25
7320116 Mortgages / Bank Loans	0.00	0.00	0.00	0.00
7320121 Salary Overpayment Refunds	0.00	0.00	0.00	0.00
7320123 Civil Service Housing Fund	0.00	0.00	0.00	0.00
7320126 Employee Contribution to PSSS	0.00	0.00	0.00	0.00
7320198 Salary Control Account	0.00	0.00	0.00	0.00
7320100 Salary Deductions	0.00	0.00	0.00	28,194.25
7320201 Contractors Retention Money	0.00	0.00	0.00	0.00
7320200 Other General Liabilities	0.00	0.00	0.00	0.00
7320401 General Withholding Tax	0.00	0.00	0.00	0.00
7320400 Withholding Taxes	6,600.00	57,629.30	0.00	0.00
7320000 Other Liabilities	6,600.00	57,629.30	0.00	28,194.25
7380102 VAT Withholding	0.00	0.00	0.00	0.00
7380100	0.00	0.00	0.00	0.00
7380000 Withholding Taxes	0.00	0.00	0.00	0.00
7390101 Inventory AP Accrual	0.00	0.00	0.00	0.00
7390103 AP Liabilities	0.00	0.00	0.00	0.00
7390100 System Required Liabilities	0.00	0.00	0.00	0.00
7399999 Cash Clearing A/C	51,030.00	0.00	0.00	0.00
7399900	51,030.00	0.00	0.00	0.00
7390000 System Required Liabilities A/c	51,030.00	0.00	0.00	0.00
9910101 Provision for Encumbrance	0.00	2.00	0.00	0.00
9910100 General Provisions	0.00	2.00	0.00	0.00
9910201 Exchequer Releases Provisioning	0.00	11,497,587,873.29	0.00	10,363,711,988.95
9910200 Remittances to Exchequer	41,789,224.95	0.00	37,827,520.75	0.00
Miscellaneous Revenue	41,789,224.95	11,497,587,873.29	37,827,520.75	10,363,711,988.95
9910000 Exchequer Provisions	41,789,224.95	11,497,587,873.29	37,827,520.75	10,363,711,988.95
9910000 Provisions	10,321,681,283.45	0.00	5,519,658,924.00	0.00
9999900 Consolidated Fund	10,321,681,283.45	0.00	5,519,658,924.00	0.00
9989900	10,321,681,283.45	0.00	5,519,658,924.00	0.00
9980000 Opening Balance Reserves	11,562,854,644.60	11,562,854,644.60	10,438,394,714.55	10,438,394,714.55
Total				

The Statement has been prepared, reviewed and approved by the following:

Prepared By: _____ Date: _____
 Reviewed By: _____ Date: _____
 Approved By: _____ Date: _____



Statement of Financial Position

Entity: 1173-State Department for Cooperatives

Current Period: JUL-20 To JUN-21

Compare With: JUL-19 To JUN-20

	Note	Current Period	Previous Period
		Kshs	Kshs
FINANCIAL ASSETS			
Cash and Cash Equivalents			
Bank Balances	22A	48,657,082.00	58,902,878.15
Cash Balances	22B	7,305.00	65,081.00
Total Cash And Cash Equivalents		48,664,387.00	58,967,959.15
Accounts Receivables - Outstanding Imprest and Clearence Accounts	23	459,500.80	176,400.00
TOTAL FINANCIAL ASSETS		49,123,887.80	59,144,359.15
Financial Liabilities			
Accounts Payables - Deposits	24	44,653,179.35	54,941,174.80
NET FINANCIAL ASSETS		4,470,708.45	4,203,184.35
REPRESENTED BY			
Fund Balance b/fwd	25	4,203,184.35	587,909.25
Prior Year Adjustment	26	(3,961,704.20)	(11,965,084.00)
Surplus/Deficit for the Year		4,229,226.30	15,580,359.10
NET FINANCIAL POSITION		4,470,706.45	4,203,184.35

The Statement has been prepared, reviewed and approved by the following:

Prepared By: 

Date: _____

Reviewed By: 

Date: 30th June 2021

Approved By: 

Date: _____



STATEMENT OF RECEIPTS AND PAYMENTS

Entity: 1173-State Department for Cooperatives

Current Period: JUL-20 To JUN-21

Compare With: JUL-19 To JUN-20

	Note	Current Period	Previous Period
RECEIPTS			
Tax Receipts	1	0.00	0.00
Social Security Contribution	2	0.00	0.00
Proceeds from Domestic and Foreign Grants	3	0.00	0.00
Exchequer releases	4	1,133,875,684.70	4,817,602,718.55
Transfers from Other Government Entities	5	0.00	0.00
Proceeds from Domestic Borrowings	6	0.00	0.00
Proceeds from Foreign Borrowings	7	0.00	0.00
Proceeds from Sales of Assets	8	0.00	0.00
Reimbursements and Refunds	9	0.00	0.00
Returns of Equity Holdings	10	0.00	0.00
Other Receipts	11	20,556,160.00	19,741,551.20
TOTAL RECEIPTS		1,154,431,844.70	4,837,344,269.75
PAYMENTS			
Compensation of Employees	12	206,303,184.05	195,192,355.40
Use of goods and Services	13	370,004,182.35	171,965,608.20
Subsidies	14	0.00	0.00
Transfers to Other Government Units	15	541,200,000.00	4,436,199,999.90
Other Grants and Transfers	16	0.00	0.00
Social Security Benefits	17	0.00	0.00
Acquisition of Assets	18	32,695,252.00	18,405,947.15
Finance Costs, including Loan Interest	19	0.00	0.00
Repayment of Principal on Domestic and Foreign Borrowing	20	0.00	0.00
Other payments	21	0.00	0.00
TOTAL PAYMENTS		1,150,202,618.40	4,821,763,910.65
SURPLUS/DEFICIT		4,229,226.30	15,580,359.10

The Statement has been prepared, reviewed and approved by the following:

Prepared By: 

Date: _____

Reviewed By: 

Date: 20th June 2021

Approved By: _____

Date: _____

**STATEMENT OF CASH FLOW**

Entity: 1173-State Department for Cooperatives

Current Period: JUL-20 To JUN-21

Compare With: JUL-19 To JUN-20

	Note	Current Period	Previous Period
		Kshs	Kshs
Receipts and operating income			
Tax Receipts	1	0.00	0.00
Social Security Contribution	2	0.00	0.00
Proceeds from Domestic and Foreign Grants	3	0.00	0.00
Exchequer releases	4	1,133,875,684.70	4,817,602,718.55
Transfers from Other Government Entities	5	0.00	0.00
Reimbursements and Refunds	9	0.00	0.00
Returns of Equity Holdings	10	0.00	0.00
Other Receipts	11	20,556,160.00	19,741,551.20
Payments for Operating Expenses			
Compensation of Employees	12	206,303,184.05	195,192,355.40
Use of goods and Services	13	370,004,182.35	171,965,608.20
Subsidies	14	0.00	0.00
Transfers to Other Government Units	15	541,200,000.00	4,436,199,999.90
Other Grants and Transfers	16	0.00	0.00
Social Security Benefits	17	0.00	0.00
Finance Costs, including Loan Interest	19	0.00	0.00
Other payments	21	0.00	0.00
Adjusted for :			
Adjustments during the year		(10,571,096.25)	(25,093,785.95)
Prior year adjustments		(3,961,704.20)	(11,965,084.00)
Net Cash From Operating Activities	A	22,391,677.85	(3,072,563.70)
Cash Flow From Investing Activities			
Proceeds from Sales of Assets	8	0.00	0.00
Acquisition of Assets	18	32,695,252.00	18,405,947.15
Net Cash Flow From Investing Activities	B	(32,695,252.00)	(18,405,947.15)
Cash Flow From Borrowing Activities			
Proceeds from Domestic Borrowings	6	0.00	0.00
Proceeds from Foreign Borrowings	7	0.00	0.00
Repayment of Principal on Domestic and Foreign Borrowing	20	0.00	0.00
Net Cash Flow From Financing Activities	C	0.00	0.00
NET INCREASE IN CASH AND CASH EQUIVALENT	A+B+C	(10,303,574.15)	(21,478,510.85)
Cash and Cash Equivalent at BEGINNING of The Year		58,967,959.15	80,446,470.00
Cash and Cash Equivalent at END of The Year	22A+22B	48,664,387.00	58,967,959.15

The Statement has been prepared, reviewed and approved by the following:

Prepared By: _____

Reviewed By: _____

Approved By: _____

Date: _____

Date: 30th June 2021

Date: _____

NOTES TO THE FINANCIAL STATEMENTS

Entity: 1173-State Department for Cooperatives

Current Period: JUL-20 To JUN-21

Compare With: JUL-19 To JUN-20



1 Tax Receipts

Item Description	Item Code	Current Period	Previous Period
Taxes on Income, Profits and Capital Gains	1110000	Kshs 0.00	Kshs 0.00
Taxes on Payroll and Workforce	1120000	0.00	0.00
Taxes on Property	1130000	0.00	0.00
Taxes on Goods and Services	1140000	0.00	0.00
Taxes on International Trade and Transactions	1150000	0.00	0.00
Other Taxes (not elsewhere classified)	1160000	0.00	0.00
TOTAL		0.00	0.00

2 Social Security Contribution

Item Description	Item Code	Current Period	Previous Period
Health Insurance Contribution	1210100	Kshs 0.00	Kshs 0.00
NHIF Health Insurance Contributions	1210200	0.00	0.00
Contributions from Govt. Employees for Social & Welfare Schemes	1210300	0.00	0.00
TOTAL		0.00	0.00

3 Proceeds from Domestic and Foreign Grants

Item Description	Item Code	Current Period	Previous Period
Grants from Foreign Governments	1310000	Kshs 0.00	Kshs 0.00
Grants from International Organisations	1320000	0.00	0.00
TOTAL		0.00	0.00

4 Exchequer releases

Item Description	Item Code	Current Period	Previous Period
Exchequer Releases/ Provisioning Account for O1	9910201	Kshs 89,794,179.00	Kshs 4,199,381.40
Exchequer Releases/ Provisioning Account for O2	9910201	336,973,809.00	444,675,249.00
Exchequer Releases/ Provisioning Account for O3	9910201	170,500,705.75	4,183,197,995.00
Exchequer Releases/ Provisioning Account for O4	9910201	536,616,990.95	185,530,093.15
TOTAL		1,133,875,684.70	4,817,692,718.55

5 Transfers from Other Government Entities

Item Description	Item Code	Current Period	Previous Period
Grants received by Central Govt from General Govt units	1330100	Kshs 0.00	Kshs 0.00
Grants Received from General Govt units by Local Authorities	1330200	0.00	0.00
Grants to Fund Accounts from Central Govt Budget	1330300	0.00	0.00
Grants to other General Govt units from General Govt units	1330400	0.00	0.00
TOTAL		0.00	0.00

6 Proceeds from Domestic Borrowings

Item Description	Item Code	Current Period	Previous Period
Borrowing within General Government	5110100	Kshs 0.00	Kshs 0.00
Borrowing from Monetary Authorities (Central Bank)	5110200	0.00	0.00
Other Domestic Depository Corporations (Commercial Banks)	5110300	0.00	0.00
Borrowing from Other Domestic Financial Institutions	5110400	0.00	0.00
Borrowing from Other Domestic Creditors	5110500	0.00	0.00
Domestic Currency and Deposit	5110600	0.00	0.00
TOTAL		0.00	0.00

7 Proceeds from Foreign Borrowings

Item Description	Item Code	Current Period	Previous Period
Foreign Borrowings - Drawdowns through Exchequer	5120100	Kshs 0.00	Kshs 0.00
Foreign Borrowing-Direct Payments	5120200	0.00	0.00
Foreign Currency and Foreign Deposits	5120300	0.00	0.00
Other Foreign Accounts Payable	5120400	0.00	0.00
TOTAL		0.00	0.00

8 Proceeds from Sales of Assets

Item Description	Item Code	Current Period	Previous Period
Receipts from the Sale of Buildings - Paid to Exchequer	3510100	Kshs 0.00	Kshs 0.00
Receipts from the Sale of Buildings	3510200	0.00	0.00
Receipts from sale of other st	3510300	0.00	0.00
Receipts from the Sale of Vehicles and Transport Equipment - Paid to Exchequer	3510500	0.00	0.00
Receipts from the Sale of Vehicles and Transport Equipment	3510600	0.00	0.00
Receipts from the Sale of Plant Machinery and Equipment - Paid to Exchequer	3510700	0.00	0.00
Receipts from the Sale Plant Machinery and Equipment	3510800	0.00	0.00
Receipts from Sale of Certified Seeds and Breeding Stock - Paid to Exchequer	3510900	0.00	0.00
Receipts from Sale of Certified Seeds and Breeding Stock	3511000	0.00	0.00
Receipts from the Sale of Strategic Reserves Stocks and Commodities	3520100	0.00	0.00
Receipts from the Sale of Other Inventories, Stocks and Commodities	3520200	0.00	0.00
Receipts from the Sale of Inventories, Stocks and Commodities	3520300	0.00	0.00
Receipts from the Sale of Land	3540100	0.00	0.00
Receipts from the Sale of Other Naturally Occurring Non-Produced Assets	3540200	0.00	0.00
Receipts from the Sale of Intangible Non-Produced Assets	3540300	0.00	0.00
Receipts from the Sale of Non-Produced Assets Collected as AIA	3540400	0.00	0.00
Repayments from Loans to Government Agencies and Other Levels of Government	4510100	0.00	0.00
Loans to Non-Financial Public Enterprises	4510200	0.00	0.00
Loans to Financial Institutions	4510300	0.00	0.00
Repayments from Domestic Loans to Individuals and Households	4510400	0.00	0.00
Repayments from lending to Foreign Govts	4520100	0.00	0.00
Repayments from lending to International Orgns	4520200	0.00	0.00
Repayments from lending to Foreign Non - Financial Enterprises & Financial Instns.	4520300	0.00	0.00
Repayments from Other Foreign Lending	4520400	0.00	0.00
Repayments from Other Foreign Holdings in Domestic Public Non - Financial Enterprises	4530100	0.00	0.00
Sales and Disposals of Equity Holdings in Domestic Public Financial Institutions	4530200	0.00	0.00
Sales and Disposals of Other Equity Holdings	4530300	0.00	0.00
Sales and Disposals of Equity Holdings in Foreign Financial Instns. and Domestic Financial Enterprises, Financial Instns. and Domestic Financial Instns. operating abroad	4530400	0.00	0.00
Shareholding proceeds	4530500	0.00	0.00
Redemption/ Disposal of Other Financial Assets	4530600	0.00	0.00
Refund of Bonds paid as Deposits for Guarantees	4530700	0.00	0.00
TOTAL		0.00	0.00

9 Reimbursements and Refunds

Item Description	Item Code	Current Period	Previous Period
Refund from World Food Programme (WFP)	4540101	Kshs 0.00	Kshs 0.00
Reimbursement of Audit Fees	4540102	0.00	0.00
Reimbursement on Messing Charges (UNICEF)	4540103	0.00	0.00
Reimbursement from World Bank - ECD	4540104	0.00	0.00

Item Description	Item Code	Current Period	Previous Period
Reimbursement from Individuals and Private Organizations	4540105	0.00	0.00
Reimbursement from Local Government Authorities	4540106	0.00	0.00
Reimbursement from Statutory Organizations	4540107	0.00	0.00
Reimbursement within Central Government	4540108	0.00	0.00
Reimbursement Using Bonds	4540109	0.00	0.00
Reimbursements and Refunds - Other (Budget)	4540199	0.00	0.00
TOTAL		0.00	0.00

10 Returns of Equity Holdings

Item Description	Item Code	Current Period	Previous Period
Returns of Equity Holdings	4550000	Kshs	Kshs
Returns of Equity Holdings	4610000	0.00	0.00
TOTAL		0.00	0.00

11 Other Receipts

Item Description	Item Code	Current Period	Previous Period
Interest Received	1410100	Kshs	Kshs
Profits and Dividends	1410200	0.00	0.00
Withdrawals from Income of Quasi-corporations	1410300	0.00	0.00
Rents on land, houses and buildings	1410400	0.00	0.00
Other Property Income collected as AIA	1410500	0.00	0.00
Sales of Market Establishment	1420100	0.00	0.00
Administrative Fees and Charges	1420200	0.00	0.00
Administrative Fees and Charges collected as AIA	1420300	20,556,160.00	19,741,561.20
Incidental Sales by Non-Market Establishments	1420400	0.00	0.00
Incidental Sales by Non-Market Establishments Collected as MA	1420500	0.00	0.00
Receipts from Sale of Incidental Goods	1420600	0.00	0.00
Fines, Penalties, Forfeitures and other Charges	1430100	0.00	0.00
Current Grants from International NGOs paid through Exchange	1440100	0.00	0.00
Capital Grants from International NGOs paid through Exchange	1440200	0.00	0.00
Current Grants from International NGOs collected as AIA	1440300	0.00	0.00
Capital Grants from International NGOs collected as AIA	1440400	0.00	0.00
Other Voluntary Transfers for Current purposes	1440500	0.00	0.00
Other Voluntary Transfers for Capital purposes	1440600	0.00	0.00
Paid to Exchequer	1450100	0.00	0.00
Receipts Not Classified Elsewhere	1450200	0.00	0.00
Business Permits	1510100	0.00	0.00
Conscess	1520100	0.00	0.00
Poll Rates	1520200	0.00	0.00
Poll Rates	1520300	0.00	0.00
Poll Rates	1520400	0.00	0.00
Other Local Levies	1520500	0.00	0.00
Administrative Services Fees	1530100	0.00	0.00
Various Fees	1530200	0.00	0.00
Council's Natural Resources Exploitation	1530300	0.00	0.00
Sales of Council Assets	1530400	0.00	0.00
Lease / Rental Of Council's Infrastructure Assets	1530500	0.00	0.00
Other Miscellaneous Revenues	1530600	0.00	0.00
Other Miscellaneous Revenues	1540100	0.00	0.00
Insurance Claims Recovery	1540200	0.00	0.00
Medium term Loans (1-3 Yr Repayment)	1540300	0.00	0.00
Long term Loans (Over 3 Yr Repayment)	1540400	0.00	0.00
Transfers From Reserve Funds	1540500	0.00	0.00
Donations	1540600	0.00	0.00
Fund Raising Events	1540700	0.00	0.00
Other Revenues From Financial Assets Loan	1540800	0.00	0.00
Market/Trade Centre Fee	1541000	0.00	0.00
Vehicle Parking Fees	1550100	0.00	0.00
Housing	1560100	0.00	0.00
Social Premises Usage Charges	1560200	0.00	0.00
School Fees	1570100	0.00	0.00
Other Education-Related Fees	1570200	0.00	0.00

Item Description	Item Code	Current Period	Previous Period
Other Education Revenues	1570300	0.00	0.00
Public Health Services	1580100	0.00	0.00
Public Health Facilities Operations	1580200	0.00	0.00
Environment & Conservancy Administration	1580300	0.00	0.00
Slaughter Houses Administration	1580400	0.00	0.00
Water Supply Administration	1580500	0.00	0.00
Sewerage Administration	1580600	0.00	0.00
Other Health & Sanitation Revenues	1580700	0.00	0.00
Technical Services Fees	1580800	0.00	0.00
External Services Fees	1580900	0.00	0.00
System Required Revenue A/cs	1980100	0.00	0.00
TOTAL		20,556,160.00	19,741,561.20

12 Compensation of Employees

Item Description	Item Code	Current Period	Previous Period
Basic Salaries - Permanent Employees	2110100	Kshs	Kshs
Basic Wages - Temporary Employees	2110200	140,644,800.65	124,651,247.10
Personal Allowances paid as part of Salary	2110300	0.00	0.00
Personal Allowances paid as Reimbursements	2110400	65,658,363.40	70,541,106.30
Personal Allowances provided in Kind	2110500	0.00	0.00
Employer Contributions to Compulsory National Social Security Schemes	2120100	0.00	0.00
Employer Contributions to Compulsory Health Insurance Schemes	2120200	0.00	0.00
Social Benefit Schemes Outside Government	2120300	206,303,184.05	195,192,355.40
TOTAL		206,303,184.05	195,192,355.40

13 Use of goods and Services

Item Description	Item Code	Current Period	Previous Period
Utilities, Supplies and Services	2210100	Kshs	Kshs
Communication, Supplies and Services	2210200	5,953,308.00	3,640,604.60
Domestic Travel and Subsistence, and Other Transportation Costs	2210300	33,995,344.00	14,978,713.40
Foreign Travel and Subsistence, and other Transportation costs	2210400	4,173,475.00	3,886,848.45
Printing, Advertising and Information Supplies and Services	2210500	3,413,808.25	4,410,215.60
Rentals of Produced Assets	2210600	349,500.00	0.00
Training Expenses	2210700	4,707,105.00	5,703,027.00
Hospitality Supplies and Servi	2210800	21,118,027.00	10,074,409.35
Insurance Costs	2210900	0.00	0.00
Specialised Materials and Supp	2211000	6,268,583.70	5,220,772.90
Office and General Supplies and Services	2211100	22,416,307.75	12,875,439.45
Fuel Oil and Lubricants	2211200	5,942,340.95	3,296,394.50
Other Operating Expenses	2211300	252,164,036.30	102,986,126.25
Routine Maintenance - Vehicles	2220100	5,963,883.30	2,125,047.00
Routine Maintenance - Other Assets	2220200	4,338,464.00	2,807,709.70
Exchange Rate Losses	2230100	0.00	0.00
TOTAL		370,004,182.35	171,966,608.20

14 Subsidies

Item Description	Item Code	Current Period	Previous Period
Subsidies to Public Corporations	2510000	Kshs	Kshs
Subsidies to Private Enterprises	2520000	0.00	0.00
TOTAL		0.00	0.00

15 Transfers to Other Government Units

Item Description	Item Code	Current Period	Previous Period
Current Grants to Government Agencies and other Levels of Government	2630100	Kshs	Kshs
Capital Grants to Government Agencies and other Levels of Government	2630200	21,200,000.00	23,700,000.00
Other Current Transfers, Grants and Subsidies	2640000	520,000,000.00	4,412,499,999.90
Other Capital Grants and Trans	2640500	0.00	0.00
TOTAL		541,200,000.00	4,436,199,999.90

16 Other Grants and Transfers

Item Description	Item Code	Current Period	Previous Period
Grants and Transfers to Foreign Governments	2610100	Kshs 0.00	Kshs 0.00
Membership Fees and Dues and Subscriptions to International Organizations	2620100	0.00	0.00
Membership Fees and Dues and Subscriptions to International Organizations (Continued)	2620200	0.00	0.00
Scholarships and other Educational Benefits	2640100	0.00	0.00
Emergency Relief and Refugee Assistance	2640200	0.00	0.00
Grants to Small Businesses, Cooperatives, and Self Employed	2640300	0.00	0.00
TOTAL		0.00	0.00

17 Social Security Benefits

Item Description	Item Code	Current Period	Previous Period
Government Pension and Retirement Benefits	2710100	Kshs 0.00	Kshs 0.00
Social Security Benefits	2710200	0.00	0.00
Employer Social Benefits	2710300	0.00	0.00
Refund of Pension to UK Government	2720100	0.00	0.00
Refund of Contributions to WCPS and other Ex-Gratia Works	2720200	0.00	0.00
TOTAL		0.00	0.00

18 Acquisition of Assets

Item Description	Item Code	Current Period	Previous Period
Purchase of Buildings	3110100	Kshs 0.00	Kshs 0.00
Construction of Building	3110200	0.00	0.00
Refurbishment of Buildings	3110300	0.00	0.00
Construction of Roads	3110400	0.00	0.00
Construction and Civil Works	3110500	0.00	0.00
Overhaul and Refurbishment of Construction and Civil Works	10600	0.00	0.00
Purchase of Vehicles and Other Transport Equipment	3110700	0.00	14,560,000.00
Overhaul of Vehicles and Other Transport Equipment	3110800	441,875.00	371,388.00
Purchase of Household Furniture and Institutional Equipment	3110900	0.00	0.00
Purchase of Office Furniture and General Equipment	3111000	2,862,000.00	1,498,584.15
Purchase of Specialised Plant, Equipment and Machinery	3111100	24,209,522.00	0.00
Rehabilitation and Renovation of Plant, Machinery and Equipment	3111200	0.00	0.00
Purchase of Certified Seeds, Breeding Stock and Live Animals	3111300	0.00	0.00
Research, Feasibility Studies, Project Preparation and Design, Project Supervision	3111400	5,181,855.00	2,035,975.00
Rehabilitation of Civil Works	3111500	0.00	0.00
Purchase of Specialised Plant	3112000	0.00	0.00
Acquisition of Strategic Stocks	3120100	0.00	0.00
Acquisition of Other Inventor	3120200	0.00	0.00
Acquisition of Land	3130100	0.00	0.00
Acquisition of Other Intangible Assets	3130200	0.00	0.00
Domestic Lending and On-lending	4110000	0.00	0.00
Domestic Equity Participation	4120000	0.00	0.00
Other Domestic Accounts Receivable	4130000	0.00	0.00
Foreign Lending and On- Lending	4140000	0.00	0.00
Foreign Equity Participation	4150000	0.00	0.00
Other Foreign Accounts Receivable	4160000	0.00	0.00
TOTAL		32,895,252.00	18,405,947.15

19 Finance Costs, including Loan Interest

Item Description	Item Code	Current Period	Previous Period
Interest Payments on Foreign Borrowing	2410100	Kshs 0.00	Kshs 0.00
Interest Payments on Guaranteed Debt	2410200	0.00	0.00
Interest on Domestic Borrowing	2420000	0.00	0.00
Interest on Borrowing From Other Government Units	2430000	0.00	0.00
TOTAL		0.00	0.00

20 Repayment of Principal on Domestic and Foreign Borrowing

Item Description	Item Code	Current Period	Previous Period
Repayments on Borrowings from General Government (Central Bank)	5510100	Kshs 0.00	Kshs 0.00
Repayments on Borrowings from Monetary Authorities (Central Bank)	5510200	0.00	0.00
Repayments on Borrowings from Other Domestic Depository Corporations (Commercial Banks)	5510300	0.00	0.00
Repayments on Borrowings from Other Domestic Financial Institutions	5510400	0.00	0.00
Repayments on Borrowings from Other Domestic Creditors	5510500	0.00	0.00
Principal Repayments on Foreign Borrowing over by Government	5510600	0.00	0.00
Principal Repayments on Guaranteed Domestic Debt Taken over by Government	5520000	0.00	0.00
Principal Repayments on Guaranteed Domestic Debt Taken over by Government	5520100	0.00	0.00
Principal Repayments on Guaranteed Foreign Debt Taken over by Government	5520200	0.00	0.00
Repayments on Borrowings from Other Domestic Creditors	5610000	0.00	0.00
Repayments on Borrowings from Other Domestic Creditors - Private Enterprises	5610500	0.00	0.00
Repayments on Borrowings from Other Domestic Creditors - Public Enterprises	5620000	0.00	0.00
Repayments on Borrowings from Other Domestic Creditors - Public Enterprises	5620100	0.00	0.00
TOTAL		0.00	0.00

21 Other payments

Item Description	Item Code	Current Period	Previous Period
Budget Reserves	2810100	Kshs 0.00	Kshs 0.00
Civil Contingency Reserves	2810200	0.00	0.00
Capital Transfer to Non Financial Public Enterprises	2820100	0.00	0.00
Capital Transfer to Public Financial Institutions and Enterprises	2820200	0.00	0.00
Capital Transfer to Private Non-Financial Enterprises	2820300	0.00	0.00
System Required Expenses	2990100	0.00	0.00
	2999900	0.00	0.00
TOTAL		0.00	0.00

22A Bank Balances

Item Description	Item Code	Current Period	Previous Period
Special Accounts	6510000	Kshs 0.00	Kshs 0.00
Treasury Bank Accounts (Exchange and CRF Accounts)	6520000	0.00	0.00
Recurrent Bank Accounts	6530000	34,824.00	3,272,884.90
Development Bank Accounts	6540000	3,969,078.00	689,919.30
Deposit Bank Account	6550000	44,653,180.00	54,941,173.95
Project Specific Bank Accounts	6570000	0.00	0.00
Foreign Currency and Foreign D	6590101	0.00	0.00
Foreign Currency and Foreign D	6590203	0.00	0.00
TOTAL		48,657,082.00	58,952,878.15

22B Cash Balances

Item Description	Item Code	Current Period	Previous Period
Cash in Hand	6580000	Kshs 7,365,000	Kshs 65,081.00
Foreign Currency and Foreign D	6590201	0.00	0.00
TOTAL		7,365,000	65,081.00

23 Accounts Receivables - Outstanding Imprest and Clearance Accounts

Item Description	Item Code	Current Period	Previous Period
Domestic Debtors & Advances	6710000	Kshs 0.00	Kshs 0.00
Debtors & Advances - Govt Owne	6720000	0.00	0.00
Foreign Debtors & Advances	6730000	0.00	0.00
Other Debtors & Pre-payments	6740000	0.00	0.00
Government Imprests	6760000	459,500.80	176,400.00

Item Description	Item Code	Current Period	Previous Period
Agency Accounts	6770000	0.00	0.00
Suspense & Clearance Account	6780000	0.00	0.00
Other Current Assets (System r	6790000	0.00	0.00
TOTAL		499,500.00	176,400.00

24. ACCOUNTS PAYABLE

Item Description	Item code	Current Period	Previous Period
Withholding Taxes	7380000	Kshs 0.00	Kshs 0.00
Deposits	7310000	44,653,782.00	27,941,399.05
System Required Liabilities A/c	7390000	(9,1029.96)	26,971,561.50
Other Liabilities	7320000	91,029.30	26,194.25
TOTAL		44,653,751.35	54,941,174.80

25. FUND BALANCES BROUGHT FORWARD

Item Description	Item Code	Current Period	Previous Period
Opening Balance Bank	22A	Kshs 58,902,878.15	Kshs 80,283,635.00
Opening Balance Cash	22B	65,081.00	162,835.00
Opening Balance Receivables - Imprest and Clearance Accounts	23	176,400.00	217,510.00
Opening Balance - Deposits	24	(54,941,174.80)	(80,076,070.75)
TOTAL		4,203,184.35	587,969.25

26. PRIOR YEAR ADJUSTMENTS

Item Description	Item Code	Current Period	Previous Period
Exchequer Provisions	9910200	Kshs 3,961,704.20	Kshs 11,965,064.00
County Transfers	9910300	0.00	0.00
TOTAL		3,961,704.20	11,965,064.00

**REPUBLIC OF KENYA
BANK RECONCILIATION**

as at **30 JUNE 2021** STATION **NAIROBI**

	Sh.	Sh.
Balance as per Bank Certificate 30/06/2021.....		588,795.60
Less -----		
1. Payments in Cash Book not yet recorded in Bank Statement (Unpresented Cheques)	73,068,503.60	
2. Receipts in Bank Statement not yet recorded in Cash book	44,926.00	73,113,429.60
Add -----		
3. Payment in Bank Statement not yet recorded in Cash Book	154,824.25	
4 Receipts in Cash Book not yet Recorded in Bank Statement	72,418,508.70	72,573,332.95
Balance as per cash Book 30/06/2021		34,823.80
	ACTUAL CB BAL	34,823.80
	DIFF	-

I certify that I have verified the Bank balance in the cash Book with the bank Statement and that the above reconciliation is correct.


Signature

for Financial Secretary

Designation


Date

1. PAYMENTS IN CASH BOOK NOT YET RECORDED IN BANK STATEMENT (UNPRESENTED CHEQUES)

CHEQUE				CHEQUE			
NO.	DATE	PAYEE	AMOUNT (KSHS)	NO.	DATE	PAYEE	AMOUNT (KSHS)

AS PER ATTACHED

**REPUBLIC OF KENYA
BANK RECONCILIATION**

as at **30 JUNE 2021** STATION **NAIROBI**

	Sh.	Sh.	Sh.
Balance as per Bank Certificate 30/06/2021.....			872,367.15
Less -----			
1. Payments in Cash Book not yet recorded in Bank Statement (Unpresented Cheques)		157,989,892.10	
2. Receipts in Bank Statement not yet recorded in Cash book		-	157,989,892.10
Add -----			
3. Payment in Bank Statement not yet recorded in Cash Book		0.60	0.60
4 Receipts in Cash Book not yet Recorded in Bank Statement		161,086,602.00	161,086,602.00
			161,086,602.60
Balance as per cash Book 30/06/2021			3,969,077.65
			3,969,077.65
		ACTUAL CB BAL	3,969,077.65
		DIFF	

I certify that I have verified the Bank balance in the cash Book with the bank Statement and that the above reconciliation is correct.


Signature

for Financial Secretary

Designation


Date

1. PAYMENTS IN CASH BOOK NOT YET RECORDED IN BANK STATEMENT (UNPRESENTED CHEQUES)

CHEQUE			CHEQUE		
NO.	DATE	PAYEE	DATE	PAYEE	AMOUNT (KSHS)

AS PER ATTACHED

**REPUBLIC OF KENYA
BANK RECONCILIATION**

as at 30 JUNE 2021

STATION

NAIROBI

	Sh.	Sh.	Sh.
Balance as per Bank Certificate			12,720,779.55
Less -----			
1. Payments in Cash Book not yet recorded in Bank Statement (Unpresented Cheques)		6,201,696.60	6,201,696.60
2. Receipts in Bank Statement not yet recorded in Cash book		113,810.00	113,810.00
Add -----			
3. Payment in Bank Statement not yet recorded in Cash Book		617,212.00	617,212.00
4 Receipts in Cash Book not yet Recorded in Bank Statement		12,053,792.90	12,053,792.90
Balance as per cash Book			19,076,277.85

I certify that I have verified the Bank balance in the cash Book with the bank Statement and that the above reconciliation is correct.


Signature

for Financial Secretary

Designation

30th June 2021
Date

1. PAYMENTS IN CASH BOOK NOT YET RECORDED IN BANK STATEMENT (UNPRESENTED CHEQUES)

CHEQUE NO.	DATE	PAYEE	AMOUNT (KSHS)	CHEQUE DATE	PAYEE	AMOUNT (KSHS)
---------------	------	-------	---------------	----------------	-------	---------------