

REPUBLIC OF KENYA



Enhancing Accountability

REPORT

PARLIAMENT
OF KENYA
LIBRARY

OF

THE AUDITOR-GENERAL

ON

EXECUTIVE OFFICE OF THE
PRESIDENT

FOR THE YEAR ENDED
30 JUNE, 2025

THE NATIONAL ASSEMBLY
PAPERS LAID

DATE: 10 MAR 2026

DAY.

TUESDAY

TABLED
BY:

MON. DWEN BAYA, MP

SECRETARY
GENERAL:

CHRISTINE NDIRITU



OFFICE OF THE AUDITOR GENERAL
P.O. Box 30084 - 00100, NAIROBI
RECORDS OFFICE

28 NOV 2025

RECEIVED

EXECUTIVE OFFICE OF THE PRESIDENT

VOTE 1011

ANNUAL REPORT AND FINANCIAL STATEMENTS

FOR THE FINANCIAL YEAR ENDED

30TH JUNE 2025

**Transitional IPSAS Financial Statements/Prepared in accordance with the Accrual Basis of Accounting Method
under International Public Sector Accounting Standards (IPSAS)**

EXECUTIVE OFFICE OF THE PRESIDENT
Annual Reports and Financial Statements for the year ended June 30th, 2025.

EXECUTIVE OFFICE OF THE PRESIDENT
Annual Reports and Financial Statements for the year ended June 30th, 2025.

Table of Contents

Page

1. Acronyms and Definition of Key Terms.....	iv
2. Key EOP Information and Management.....	v
3. Profile of Chief of Staff and Head of the Public Service.....	x
4. Profile of Accounting Officer and Key Management.....	xi
5. Statement by the Chief of Staff and Head of the Public Service.....	xiii
6. Statement by the Principal Administrative Secretary.....	xiv
7. Statement of Performance against Predetermined Objectives for FY2024/25.....	xv
8. Governance Statement.....	xxiv
9. Management Discussion and Analysis.....	xxxI
10. Environmental and Sustainability Reporting.....	xxxviii
11. Statement of Management Responsibilities.....	xli
12. Report of the Independent Auditor for the Executive Office of The President.....	xlIii
13. Statement of Financial Performance for the year ended 30 th June 2025.....	1
14(a) Statement of First Financial Position as at 1 July 2024.....	2
14(b) Statement of Financial Position as at 30 th June 2025.....	3
15 Statement of Changes in Net Assets for the year ended 30 th June 2025.....	4
16. Statement of Cash Flows for the year ended 30 th June 2025.....	5
17. Statement of Comparison of Budget and Actual amounts for the year ended 30 th June 2025.....	6
18. Notes to the Financial Statements.....	10
19. Appendix.....	36

EXECUTIVE OFFICE OF THE PRESIDENT
Annual Reports and Financial Statements for the year ended June 30th, 2025.

1. Acronyms and Definition of Key Terms

A: Acronyms and Abbreviations

EOP	Executive Office of the President
COS&HOPS	Chief of Staff and Head of the Public Service
CS	Cabinet Secretary
PAS	Principal Administrative Secretary
PS	Principal Secretary
CBK	Central Bank of Kenya
ICPAK	Institute of Certified Public Accountants of Kenya
IPSAS	International Public Sector Accounting Standards
OCOB	Office of the Controller of Budget
OAG	Office of the Auditor General
OSHA	Occupational Safety and Health Act of 2007
PFM	Public Finance Management
PPE	Property Plant & Equipment
PSASB	Public Sector Accounting Standards Board
SAGAs	Semi-Autonomous Government Agencies
SC	State Corporations
TNT	The National Treasury
WB	World Bank

B: Definition of Key Terms

Fiduciary Management- Members of Management directly entrusted with the responsibility of financial resources of EOP.

EXECUTIVE OFFICE OF THE PRESIDENT
Annual Reports and Financial Statements for the year ended June 30th, 2025.

2. Key EOP Information and Management

(a) Background information

The Executive Office of the President (EOP) was established vide Executive Order No. 1 of January 2023. The office was reorganized through the Executive Order No. 2 of November 2023. At Cabinet level, the EOP is represented by the Chief of Staff and Head of the Public Service who is responsible for the general policy and strategic direction.

(b) Mandate

The Office of the Chief of Staff and Head of the Public Service is the centre of Government. It supports His Excellency the President to deliver public policy for delivery of public services to all Kenyans. The Office holds a delegated authority to undertake the day-to-day operations of the Office of the President in line with Article 132(3) of the constitution, Acts of Parliament and Executive orders No.1 of January and No. 2 November 2023.

Vision Statement

An effective, efficient and accountable Public Service

Mission Statement

Promote Values and Principles of Public Service

Core Values

Patriotism; Professionalism; Teamwork; Integrity; Inclusivity; Accountability; and Fairness

The office promotes effective and efficient coordination of Government Policy for unified implementation of Programs and projects by MDAs. Its functions are as follows:

- i. Administrative Head of the Executive Office of the President;
- ii. Coordinator and convener of the Principal Secretaries Committees, support the Executive Office of the President in facilitating the organization and efficient execution of Government Business;
- iii. Promote ethics, good governance, efficiency, and effectiveness in the provision of public services through the deployment of the right skills, values, and leadership in the Kenyan Public Service;

EXECUTIVE OFFICE OF THE PRESIDENT

Annual Reports and Financial Statements for the year ended June 30th, 2025.

- iv. Transmit Executive Directives/ Orders and Presidential Proclamations to Ministries, State Organs, State Departments, and State Agencies for their information, implementation or other action;
- v. In liaison with Cabinet Secretaries and Principal Secretaries, oversee the administration of all state corporations and established public entities, as well as facilitate the resolution of operational challenges and major policy concerns as escalated;
- vi. Custodian of the Kenya Public Seal and other instruments of the State for national posterity and
- vii. Perform any other function ancillary to the above as may be assigned by the President.

(c) Key Management

The day-to-day management of the Executive Office of the President is under the following key institutions;

- i. Kenya International Boundaries Office
- ii. National Counter Terrorism Centre (NCTC)
(Security Laws Amendment Act, 2014)
- iii. The Government Press
- iv. Betting Control and Licensing Board (BCLB)
- v. National Economic and Social Council (NESC)
- vi. Power of Mercy Advisory Committee
(Power of Mercy Act, 2011)
- vii. Directorate of Resource Surveys and Remote Sensing (DRSRS)
- viii. Directorate of National Cohesion and Values
- ix. Kenya South Sudan Liaison Office (KESSULO)
- x. Office of the Government Spokesperson
- xi. Public Entities Oversight Office
- xii. State Corporations Advisory Committee (SCAC)
(State Corporations Act, Cap.446)
- xiii. Inspectorate of State Corporations
(State Corporations Act, Cap.446)
- xiv. Oceans & Blue Economy Office
- xv. Strategic Policy Advisory Service

EXECUTIVE OFFICE OF THE PRESIDENT
Annual Reports and Financial Statements for the year ended June 30th, 2025.

(d) Fiduciary Management

The key management personnel who held office during the financial year ended 30th June 2025 and who had direct fiduciary responsibility were:

S/No.	Designation	Name	Date of Appointment
1.	Chief of Staff and Head of the Public Service	Mr. Felix K. Koskei, EGH	1 st July 2024
2.	Principal Administrative Secretary	Mr. Arthur Amug Osiya, CBS	1 st July 2024
3.	Secretary Administration	Mr. Thomas Nyamorata, MBS	1 st July 2024
4.	Head, Kenya International Boundaries Office	Ms. Juster Nkoroi, CBS	1 st July 2024
5.	Secretary Strategic Initiatives	Mr. Paul Bii	1 st July 2024
6.	Director, Directorate of National Cohesion & Values	Mr. Josiah Musili, EBS	1 st July 2024
7.	Director, Directorate of Resource Surveys and Remote Sensing	Dr. Moses N. Akali, OGW	1 st July 2024
8.	Director, Betting Control and Licensing Board	Mr. Peter K. Mbugi, OGW	1 st July 2024
9.	Government Printer, Government Press	Mr. Abdi Hassan, MBS	1 st July 2024
10.	Secretary, National Economic & Social Council	Dr. Vincent Nyagilo	1 st July 2024
11.	Secretary, Power of Mercy Advisory Committee	Dr. Lydiah Muriuki, EBS	1 st July 2024
12.	Senior Chief Finance Officer	Mr. Osiri Nyakundi	1 st July 2024
13.	Senior Principal Finance Officer	Ms Martha Nanga	8 th November 2024
14.	Senior Deputy Accountant General	CPA Nelson Mose Osioru	1 st July 2024
		CPA Hilary Kirwa Limo	28 th February 2025
15.	Director, Human Resource Management and Development	Ms Rose Wanjohi	1 st July 2024
16.	Deputy Director, Supply Chain Management Services	Mr. Boniface Muli Kingoto	1 st July 2024
		Ms Dorcas Nelima Kisaka	1 st January 2025

EXECUTIVE OFFICE OF THE PRESIDENT
Annual Reports and Financial Statements for the year ended June 30th, 2025.

(e) Fiduciary Oversight Arrangements

The Accounting Officer, Executive Office of the President, is assisted in the execution of the annual budget by various Committees appointed as per the prevailing laws, regulations and policies.

The members of these Committees are professional /technical staff drawn from the various departments. They possess wide range of skills and experiences which are key in making independent and objective decisions on the matters before them in addition to advising the Accounting and Authorized Officer appropriately.

Upon appointment, each member of the Committee is comprehensively inducted on the business and operations of the Executive Office of the President. This is to facilitate the execution of policy, legal and regulatory obligations expected of the members. The Committee meetings are scheduled monthly but may also be held on need basis.

These Committees comprise the following:

- a) Public Finance Management Standing Committee
- b) Performance Management Committee
- c) Tender Opening Committee
- d) Tender Evaluation Committee
- e) Inspection and Acceptance Committee
- f) Pending Bills Verification Committee
- g) Assets and Liabilities Committee
- h) Integrity and Assurance Committee
- i) Productivity

EXECUTIVE OFFICE OF THE PRESIDENT
Annual Reports and Financial Statements for the year ended June 30th, 2025.

(f) Head Office

Harambee House, Harambee Avenue

P. O. Box 62345-00200

Nairobi, Kenya

(g) Contacts

Telephone: +254 20 2227411

Email: info@headofpublicservice.go.ke

pas@headofpublicservice.go.ke

Website: <https://www.headofpublicservice.go.ke>

(h) Bankers

Central Bank of Kenya

Haile Selassie Avenue

P.O. Box 60000-00200

City Square

Nairobi, Kenya

(i) Independent Auditors

Office of the Auditor General

Anniversary Towers

University Way

P. O. Box 30084-00100

General Post Office

Nairobi, Kenya

(j) Principal Legal Adviser

The Attorney General

State Law Office & Department for Justice.

Harambee Avenue

P.O. Box 40112-00200

City Square

Nairobi, Kenya

EXECUTIVE OFFICE OF THE PRESIDENT

Annual Reports and Financial Statements for the year ended June 30th, 2025.

3. Profile of Chief of Staff and Head of the Public Service



**Mr. Felix K. Koskei, EGH,
Chief of Staff and Head of the Public
Service**

Felix K. Koskei, MCIPS, MKIS, is a career civil servant with over three decades of service, marked by stellar roles within the Executive, Judiciary, and State Agencies/Corporations.

He currently serves the nation as the Chief and Head of the Public Service in the Executive Office of the President. Before his appointment on 14th October, 2022; Mr. Koskei was serving as a Member/Commissioner of the Judicial Service Commission (JSC), a position he was appointed to in the year 2018.

In the preceding years, Koskei held the esteemed role of Cabinet Secretary for the Ministry of Agriculture, Livestock and Fisheries from 2013 to 2015, a period marked by his instrumental leadership in shaping the nation's agricultural transformation strategy.

Mr. Koskei's interest in civic affairs can be traced to the year 1990, when he joined a group of environmentalists who were spearheading a seedlings propagation Program. Thereafter, he joined the Kenya Posts and Telecommunication Corporation (KPTC) in 1997 as a supplies officer. He rose through the ranks, with his final position at KPTC being that of Manager/Contracts and Services in 2005.




Upon the establishment of the Kenya Anti-Corruption Commission in 2005, Mr. Koskei was tapped by the Third Administration to serve in the Commission as the Procurement Specialist. Thereafter, he joined Kenya Civil Aviation Authority (KCAA) as the Manager-Procurement; and upon the establishment of Kenya National Highways Authority (KENHA) in 2008 he would a year later be appointed as the Head of Procurement in that organization. While at KENHA, he was promoted to the position of General Manager - Supply Chain and Support Service in the year 2013; a position he held until his appointment as a Cabinet Secretary in the nation's Fourth Administration in the same year.

Mr. Koskei holds Bachelor of Science Degree (BSC) and a Master of Business Administration (MBA) both from the University of Nairobi. He also holds a number of other professional certifications, and he is a Member of the Chartered Institute of Purchasing and Supply (MCIPS).

EXECUTIVE OFFICE OF THE PRESIDENT

Annual Reports and Financial Statements for the year ended June 30th, 2025.

4. Profile of Accounting Officer and Key Management

 <p>Mr. Arthur Amug Osiya, CBS Principal Administrative Secretary</p>	<p>Mr. Arthur Amug Osiya CBS, was appointed Principal Administrative Secretary in December 2022, after serving as Secretary - National Administration in the Ministry of Interior and National Administration from 2016.</p> <p>He is responsible for the day to day running of the Executive Office of the President under the direction of the Chief of Staff and Head of the Public Service.</p> <p>He holds a Bachelor of Arts degree in Government and Philosophy from The University of Nairobi.</p>
 <p>Mr. Thomas M. Nyamorata, EBS Secretary Administration</p>	<p>Mr. Thomas M. Nyamorata, EBS, was appointed as Secretary Administration in 2023.</p> <p>He is responsible for the coordination of general administration and financial matters within the Executive Office of the President.</p> <p>He holds a Bachelor's Degree in Development Studies from the University of Nairobi and Executive Masters of Business Administration from Jomo Kenyatta University of Agriculture and Technology.</p>
 <p>CPA Martha Nanga Senior Principal Finance Officer</p>	<p>Ms Martha Nanga is a Senior Principal Finance Officer. She holds a Bachelor of Commerce (Finance option) from the University of Nairobi and is a Certified Public Accountant.</p> <p>She joined the Public Service in 2009 as a Finance Officer and has worked in different State Departments rising through the ranks to a Senior Principal Finance Officer.</p> <p>She worked briefly (2019- 2022) as a secretariat for the Sports Arts and Social Development Fund. She joined the Executive Office of the President in November, 2023 to date.</p>

EXECUTIVE OFFICE OF THE PRESIDENT
Annual Reports and Financial Statements for the year ended June 30th, 2025.



CPA Hilary Kirwa Limo
Senior Deputy Accountant General

CPA Hilary Kirwa Limo is a Senior Deputy Accountant General in charge of the accounting unit.

He holds a Masters of Business Administration in Finance (Kenyatta University), BCom Finance from Catholic University of Eastern Africa.

He is a member of the Institute of Certified Public Accountants of Kenya (ICPAK) with over 20 years' experience in the public sector.



Ms Dorcas Nelima Kisaka
Deputy Director Supply Chain Management
services

Ms Dorcas Nelima Kisaka is Deputy Director Supply Chain Management services.

She holds a Masters Degree in Procurement and Contract Management from The University of Nairobi.

Bachelor's Degree in Business Administration from University of Eastern Africa Baraton. Professional Diploma from Chartered Institute of Procurement and Supply (CIPS).

She is a member of The Kenya Institute of Supply Management (KISM). She has worked in the civil service for over 27 years in various capacities in supply chain services and currently works as Head of Supply Chain Management at the Executive Office of the President.

EXECUTIVE OFFICE OF THE PRESIDENT
Annual Reports and Financial Statements for the year ended June 30th, 2025.

5. Statement by the Chief of Staff and Head of the Public Service

On behalf of The Executive Office of the President, I present the financial statements for the




Financial Year 2024/2025. The statements have been prepared in compliance with the Constitution, Section 81 (1) of the PFM Act, 2012, the Public Sector Accounting Standards Board (PSASB) and the International Public Sector Accounting Standards (IPSAS) both of which prescribe the format, policies and treatment of expenditures, among others for such statements.

The statements have been derived from the records maintained in our financial transactions for the financial year ended 30th June, 2025. They thus disclose with accuracy the true and fair position of the financial affairs of the office during the reporting period. Nothing has been brought to my attention that the office will not continue to deliver services to the public to necessitate initiation of action to forestall such eventuality. The public should thus be rest assured of continued service delivery in the coming period.

The statements, besides expressing the financial status of EOP, have gone further to show how the votes were applied on the priority Programs and sub-Programs during the reporting period. The report has also outlined the outcomes and outputs achieved by the various Programs including the challenges faced where the planned targets were not achieved. This is necessary for demonstrating how the allocated resources were spent and for purposes of learning useful lessons for improving future programming.

The resources voted under the office were spent in strict adherence to the laws and regulations governing Public Finance Management Act. Due care was exercised to ensure that such expenditures realized value for money, and most importantly met Kenyans needs and aspirations. They were applied in cognizance of the transformative government development aspirations as prescribed in the Bottom-Up-Economic Transformation Agenda (BETA), the Kenya Vision 2030 and the Fourth Medium Term Plan (2023-2027). This is necessary to strengthen Kenya's economic base for purposes of ensuring sustainable growth and prosperity. The Executive Office of the President therefore, remains committed to appropriating public resources prudently and account for them as expected by law and the people of Kenya for provision of service delivery.


.....
Mr. Felix K. Koskei, EGH
Chief of Staff and Head of the Public Service

EXECUTIVE OFFICE OF THE PRESIDENT
Annual Reports and Financial Statements for the year ended June 30th, 2025.

6. Statement by the Principal Administrative Secretary



The Executive Office of the President is responsible for providing overall policy and leadership direction towards realization of the country's social-economic development agenda. The programs and activities during the period under review were planned to deliver its mandate in line with Executive Order No. 1 of November 2023.

It is with great pleasure that I present the financial statements for the Executive Office of the President for the financial year ended 30th June, 2025. These statements provide a comprehensive overview of the financial performance of our esteemed institution during the period under review, shedding light on our budget performance against actual amounts and highlighting key achievements.

During the financial year 2024/25, the Executive Office of the President demonstrated prudent financial management and fiscal responsibility. Despite the challenges faced by our nation and the global economy, we have successfully adhered to our budgetary allocations and maintained financial stability throughout the year. This achievement is a testament to the collective efforts of all stakeholders involved in the financial planning and execution processes.

Our dedicated officers have worked diligently to ensure accurate accounting, transparent financial reporting, and compliance with all relevant regulations. As a result, I can confidently affirm that the financial statements presented here provide a true and fair view of the Executive Office's financial position.

Throughout the period under review, we closely monitored our budget execution and promptly addressed any deviations. The Executive Office of the President achieved a budget absorption rate of 97.1%. This office was committed to effective financial planning, cost control measures, and prudent expenditure management. This level of fiscal discipline has translated to effective delivery of the overall mandate.

A handwritten signature in black ink, appearing to read 'Arthur Amug Osiya'. The signature is written over a horizontal dotted line.

Mr. Arthur Amug Osiya, CBS
Accounting Officer

EXECUTIVE OFFICE OF THE PRESIDENT
Annual Report and Financial Statements for the year ended June 30th, 2025.

7. Statement of Performance against Predetermined Objectives for FY2024/25

The following is the statement of performance against predetermined objectives for the Financial Year 2024/2025.

The progress on attaining the set strategic objectives is as shown below:

Table 1: Program performance

Program	Strategic Objective	Outcome	Output	Output indicator	Achievement for the FY			Cumulative Achievement by end of FY			Remarks
					Target	Actual	Variance	Target	Actual	Variance	
General Administration, Planning and Support Services	To facilitate the execution of Presidential mandate as per the Constitution	Efficient leadership, coordination, and supervision of government operations	Government Policy/ Executive Orders/ Directives/ Proclamations transmitted to MDAs	% transmission	100	100	0	100	100	0	Circulars, directives and proclamations transmitted to MDAs
			Bi-weekly press statements issued on strategic communication for the National Government	No. of pressers issued	24	29	-5	24	29	-5	Due to emerging issues
			Periodic government	% of CER covered	100	100	0	100	100	0	All disaster/emerge

EXECUTIVE OFFICE OF THE PRESIDENT
Annual Report and Financial Statements for the year ended June 30th, 2025

Program	Strategic Objective	Outcome	Output	Output indicator	Achievement for the FY			Cumulative Achievement by end of FY			Remarks
					Targ et	Actu al	Varian ce	Targ et	Actu al	Varian ce	
			communications in times of crisis, emergency and risk (CER) situations issued								ncy situations addressed
			Regional media forums conducted	No. of regional forums conducted	4	3	1	4	3	1	Regional forums undertaken to publicise Government Programs and projects.
			Information on Government policies and Programs disseminated	No. of TV Interviews/talksh ows attended	32	40	-8	32	40	-8	Information on Government policies and prorammes disseminated
Government Advisory Services	To enhance public advisory for	Capacity developmen t for Government of South	Government of South Sudan Officials trained	No. of Government of South Sudan Officials trained	60	48	12	60	48	12	Variance due to emerging issues

EXECUTIVE OFFICE OF THE PRESIDENT
Annual Report and Financial Statements for the year ended June 30th, 2025

Program	Strategic Objective	Outcome	Output	Output indicator	Achievement for the FY			Cumulative Achievement by end of FY			Remarks
					Target	Actual	Variance	Target	Actual	Variance	
	effective management of public affairs.	Sudan officials conducted									
		Reformed offenders	Sensitization amongst convicted prisoners, leaders and the general public on the electronic Power of Mercy Petition Management Information System (ePOMPMIS)	No. of sensitization forums	12	12	0	12	12	0	
		Enhanced Compliance	Zero fault audit, legal and regulatory compliance by Ministries, Departments	% co-ordination	100	100	0	100	100	0	Implementation of Zero Fault Audit coordinated

EXECUTIVE OFFICE OF THE PRESIDENT

Annual Report and Financial Statements for the year ended June 30th, 2025

Program	Strategic Objective	Outcome	Output	Output indicator	Achievement for the FY			Cumulative Achievement by end of FY			Remarks
					Target	Actual	Variance	Target	Actual	Variance	
			and Agencies co-ordinated								
		Coordination of National Cohesion, Peace, and Integration	Regional peace building, rehabilitation, national cohesion and integration forums undertaken	No. of forums	36	34	2	36	34	2	Regional peace building, rehabilitation, national cohesion and integration forums undertaken in 11 counties and neighbouring countries (Tanzania and Uganda)
		Increased Inclusion and Empowerment	National affirmative action framework for minorities and marginalized communities developed	National Affirmative Action Framework	1	1	0	1	1	0	
		Execution of	Coordination and dispatch	% level	100	100	0	100	100	0	

EXECUTIVE OFFICE OF THE PRESIDENT
Annual Report and Financial Statements for the year ended June 30th, 2025

Program	Strategic Objective	Outcome	Output	Output indicator	Achievement for the FY			Cumulative Achievement by end of FY			Remarks
					Targ et	Actu al	Varian ce	Targ et	Actu al	Varian ce	
		Government Business	of Government Business executed								
		Enhanced Governance of State Corporations	Self evaluation of boards of State Corporations facilitated	No. of boards of state corporations facilitated	260	301	-41	260	301	-41	
			SCAC operational guidelines developed	No. of guidelines developed	4	5	-1	4	5	-1	Variance due to emerging issues
		Enhanced Compliance with Cap 446 of the State Corporations Act	Management audits on operations of State Corporations undertaken	No. of management audits undertaken	6	6	0	6	6	0	
			Surcharge cases processed	% of Surcharge and restitutions	100	100	0	100	100	0	35 surcharge certificates issued

EXECUTIVE OFFICE OF THE PRESIDENT
Annual Report and Financial Statements for the year ended June 30th, 2025

Program	Strategic Objective	Outcome	Output	Output indicator	Achievement for the FY			Cumulative Achievement by end of FY			Remarks
					Targ et	Actu al	Varian ce	Targ et	Actu al	Varian ce	
		Promotion of responsible gambling in Kenya	Enforcement operations undertaken	% level	100	100	0	100	100	0	149 premises inspected
Government Printing Services	To enhance security and production of printed Government documents	Enhanced effectiveness and efficiency of Government Press	Orders processed within 7 days (throughput time)	% of orders processed within 7 days	100	80	20	100	80	20	The variance is work in progress
Leadership and Coordination of Government Services	To enhance governance, promote ethics, efficiency and effectiveness	Efficient coordination of Government Services	Implementation status of values and principles of public service tracked	% level	100	100	0	100	100	0	
			Public Service Governance,	% development level	100	100	0	100	100	0	

EXECUTIVE OFFICE OF THE PRESIDENT
Annual Report and Financial Statements for the year ended June 30th, 2025

Program	Strategic Objective	Outcome	Output	Output indicator	Achievement for the FY			Cumulative Achievement by end of FY			Remarks
					Target	Actual	Variance	Target	Actual	Variance	
	coordination of Government Services		Ethics and Integrity Transformation Program developed								
		Improved efficiency in the execution of Presidential priority initiatives and directives	Implementation of the Presidential Directives Management Information System (PDMIS) co-ordinated	% rollout level	100	100	0	100	100	0	
		Enhance travel clearance services	Implementation of the Foreign Travel Information Management System (FOTIMS) co-ordinated	% rollout level	100	100	0	100	100	0	
		Enhanced service delivery	Framework for tracking digitization	% level	100	100	0	100	100	0	

EXECUTIVE OFFICE OF THE PRESIDENT

Annual Report and Financial Statements for the year ended June 30th, 2025

Program	Strategic Objective	Outcome	Output	Output indicator	Achievement for the FY			Cumulative Achievement by end of FY			Remarks
					Target	Actual	Variance	Target	Actual	Variance	
			of government services developed								
		Reaffirmation of Kenya-Uganda boundary	Kenya-Uganda boundary at Lake Victoria reaffirmed	No. of km reaffirmed	50	0	50	50	0	50	
		Reaffirmation of Kenya-Tanzania Boundary	Kenya - Tanzania Boundary Reaffirmed	No. of Kilometers of reaffirmed	100	50	50	100	50	50	
		Explore and govern seabed resources	Framework for deep sea mining developed	Framework	1	1	0	1	1	0	
		Availability of reliable remote sensing and survey information to support policy	Geo-spatial information availed	% level	100	100	0	100	100	0	

EXECUTIVE OFFICE OF THE PRESIDENT
Annual Report and Financial Statements for the year ended June 30th, 2025

Program	Strategic Objective	Outcome	Output	Output indicator	Achievement for the FY			Cumulative Achievement by end of FY			Remarks
					Target	Actual	Variance	Target	Actual	Variance	
		development									
		Promotion of National Values	2023/2024 Annual President's Report	Annual report	1	1	0	1	1	0	
			2023/2024 MDAs compliance report	Annual compliance report	1	1	0	1	1	0	
			Training forums for national values committees in the MDAs undertaken	No. of forums	30	41	-11	30	41	-11	

8. Governance Statement

8.1 Leadership/governance structure

The Chief of Staff and Head of the Public Service represents EOP at the cabinet level, COS&HOPS has two deputies i.e. Deputy COS and Deputy HOPs. The Principal Administrative Secretary is the Accounting Officer. The Secretary Administration is in charge of Administration and Finance. In the FY 2024/2025 the office had the Chief Finance Officer as the principal AIE holder and other Heads of Department/Sections as alternate AIE holders on delegated responsibility.

During the period under review the management constituted various committees to oversee implementation of key functions and activities as follows;

- a) Departmental Human Resource Management Advisory Committee
- b) Public Finance Management Standing Committee
- c) Performance Management Committee
- d) Tender Opening committee
- e) Tender Evaluation Committee
- f) Inspection & Acceptance Committee
- g) Pending Bills Verification Committee

8.2 In the year under review the EOP had the following committees:

(a) Departmental Human Resource Management Advisory Committee (DHRMAC)

The Executive Office of the President, maintains operational Departmental Human Resource Management Advisory Committee to oversee and advice on the execution of the Human Resource function. The Committee exercises this mandate on delegated powers donated by the Public Service Commission vide The Public Service Commission Act, 2015 (revised) which appointed Principal Secretaries as the Authorized Officers for their respective Ministries/ Departments.

The functions of the Departmental Human Resource Management Advisory Committee are as follows:

- i. Recruitment, Selection and Appointment;
- ii. Promotions;
- iii. Recruitment Confirmation in Appointment;
- iv. Training and Development;
- v. Training Impact Assessment;
- vi. Management of Skills Inventory;
- vii. Establishment and Complement Control;

EXECUTIVE OFFICE OF THE PRESIDENT

Annual Report and Financial Statements for the year ended June 30th, 2025

- viii. Payroll Management;
- ix. Deployment;
- x. Promotion of Values and Principles of Public Service;
- xi. Recommendation for Waiver of Requirements of the Schemes of Service;
- xii. Recommendation for Secondments and Unpaid Leave;
- xiii. Recommendation for Retirement under 50 years' rule;
- xiv. Recommendation for Retirement on Medical Grounds;
- xv. Recommendation for Re-Designation;
- xvi. Recommendation for Renewal of Contract and
- xvii. Discipline.

Departmental Human Resource Management Advisory Committee and its Composition during the Financial Year 2024/2025

The Departmental Human Resource Management Advisory Committee (DHRMAC) in the Financial Year 2024/25 comprised the following members:

S/No	Name	Designation	Role
1.	Mr. Thomas Nyamorata, EBS	Secretary Administration	Chairman
2.	Ms Grace Wairimu	Deputy Director, Human Resource Management and Development	Secretary
3.	Dr. Lydia Muriuki, EBS	Secretary, Power of Mercy Advisory Committee	Member
4.	Mr. Philip M. Nyingi	Secretary, Human Capital & international Relations	Member
5.	Mr. Peter K. Mbugi, OGW	CEO, Betting Control & Licencing Board	Member
6.	Mr. Julius K. Rotich	Secretary, Kenya International Boundaries Office	Member
7.	Mr. Josiah Musili, EBS	Secretary, National Cohesion and Values	Member
8.	Mr. Moses N. Mbaruku, MBS	Secretary Administration	Member
9.	Mr. Abdi Hassan Ali, MBS	Government Printer	Member
10.	Mr. Charles Aloo	Director, Kenya Sudan Liaison Office	Member
11.	Mr. Geoffrey K. Runoh	Director, Government Press	Member
12.	Mr. Mutinda Muema	Director, Human Resource Consulting Services, State Corporations Advisory Committee	Member

EXECUTIVE OFFICE OF THE PRESIDENT**Annual Report and Financial Statements for the year ended June 30th, 2025**

13.	Dr. Moses Akali	Director, Directorate of Resource Surveys & Remote Sensing	Member
14.	Ms. Linda Kitavi	Under Secretary	Member
15.	Mr. William Nasongo	Under Secretary, Cabinet Services and National Security	Member

(b) Public Finance Management Standing Committee

The EOP has a Public Finance Management Standing Committee comprised of:

- i. The Accounting Officer as the Chairperson
- ii. The Senior Chief Finance Officer as the Secretary
- iii. Heads of departments as members of the committee

The following are the members of the Public Finance Management Standing Committee;

S/No	Name	Designation
1	Mr. Arthur Osiya, CBS	Principal Administrative Secretary (Chairman)
2	Hon. Sen. (Dr.) Isaac M. Mwaura, CBS	Government Spokesperson
3	Ms. Juster Nkoroi, CBS	Head, Kenya International Boundaries Office
4	Dr. Lydia Muriuki, EBS	Secretary, Power of Mercy Advisory Committee
5	Dr. Vincent Nyagilo, EBS	Secretary, National Economic and Social Council
6	Mr. Thomas Nyamorata, EBS	Secretary Administration
7	Dr. Moses Akali	Director, Directorate of Resource Surveys & Remote Sensing
8	Mr. Peter K. Mbugi, OGW	Director Betting Control and Licencing Board
9	Mr. James Mungai Warui'ndc' (K)	Ag. Inspector General (Corporations)
10	Mr. Josiah Musili, EBS	Director, National Cohesion & Values
11	Mr. Collins Kiprono, MBS	Head, Public Entities Oversight
12	Mr. Ali Abdi Hassan, MBS	Government Printer
13	Maj. RTD. Abel Rotich, MBS	Secretary, Kenya South Sudan Liaison Office
14	Mr. Simon Indimuli, MBS	Secretary, State Corporations Advisory Committee
15	Mr. Paul Bii	Secretary, Strategic Initiatives

EXECUTIVE OFFICE OF THE PRESIDENT

Annual Report and Financial Statements for the year ended June 30th, 2025

16	Mrs Grace Wairimu	Deputy Director, Human Resource Management and Development
17	Mr. Hillary Kirwa Limo	Senior Deputy Accountant General
18	Ms Dorcas Nelima Kisaka	Deputy Director, Supply Chain Management Services
19	Ms Martha Nanga	Senior Chief Finance Officer

The committee is mandated to carry out the following functions:

- i. Ensuring that there is prioritization on resources allocated to the department for the smooth implementation of the departments mission, strategy, goals, risk policy plans and objectives
- ii. Regularly reviewing, monitoring budget implementation and advice on the department's accounts, major capital expenditures and reviewing performance and strategy and strategies at least on a quarterly basis.
- iii. Identifying risk and implementation of appropriate measures to manage such risks or anticipated changes impacting on the department.
- iv. Reviewing on a regular basis the adequacy and integrity of the department's internal control, acquisition and divestitures and management information systems including compliance with applicable laws, regulations, rules and guidelines.
- v. Establishing and implementing a system that provides necessary information to stakeholders including stakeholder communication policy for the department in line with the Article 35 of the Constitution;
- vi. Monitoring the effectiveness of corporate governance practices under which the department operates and propose revisions as may be required, from time to time;
- vii. Monitoring timely resolution of audit issues; and any other matter referred to it from time to time by the management.

c) Performance Management Committee

The functions of the committee are as follows;

- i. Undertake quarterly review and implementation of strategic plans and performance contracts;
- ii. Ensure linkage between institutional performance contract and performance appraisal system;
- iii. Ensure that overall assessment of employee performance is within the context of institutional performance as evaluated through Staff Performance Appraisal System;

EXECUTIVE OFFICE OF THE PRESIDENT
Annual Report and Financial Statements for the year ended June 30th, 2025

- iv. Ensure that the performance of all officers is evaluated and feedback on performance is relayed in writing at the end of the year;
- v. Hold quarterly performance review meetings;
- vi. Consider performance reports from various departments and recommend improvement;
- vii. Review cases of appeals on appraisal ratings between supervisors and appraisees;
- viii. Make recommendations to the Authorized Officer on the application of rewards or sanctions;
- ix. Develop and implement the internal monitoring, evaluation and reporting system and
- x. Ensure that the integrity and credibility of the overall process of rewards and sanction system is safeguarded and maintained at all times.

d) Tender Opening, Evaluation and Inspection and Acceptance Committees

This is an ad-hoc committee established pursuant to section 78(1), 46 and 48(1) of the Public Procurement and Asset Disposal Act, 2015 to undertake tender opening, evaluation, inspection and acceptance exercises during the Financial Year 2024/2025.

e) Pending Bills Verification Committee

This is an ad-hoc committee constituted for verification of Pending Bills for Financial Year 2023/2024 with responsibilities as follows;

To consolidate all the outstanding pending bills for recurrent and development budget for EOP as at 30th June 2024;

- i. To verify that necessary supporting documents and approvals were made;
- ii. To analyze all bills against the respective budget expenditure items and
- iii. To prepare a pending bill verification report;

8.3: Risk Management Compliance, Conflict of Interest

The following are the risk management strategies deployed by Executive Office of the President in the execution of the Financial Year 2024/25 budget: -

- i. **Financial risks:** The financial outlay for the year was guided by the departmental work plans, procurement plan and cash flow projections as submitted at the beginning of the financial year, thereby ensuring that the appropriated resources were utilized for the intended purpose and in compliance with the guidelines issued by the National Treasury from time to time.

EXECUTIVE OFFICE OF THE PRESIDENT

Annual Report and Financial Statements for the year ended June 30th, 2025

- ii. **Relations risks:** The office, through the office of the Government Spokesperson maintained consistent line of communication on key government policies and programs. The office also organized regional and county forums when developing key policies and conducting public enquiries and investigations as outlined in the constitution on public participation.
- iii. **Technological risks:** The office instituted measures for cyber security and data protection through use of biometric security features, anti-virus updates, data back-up, Secure Socket Layer (SSL), privacy and data protection.
- iv. **Policy/legal risks:** The office complied in matters policy formulation and legal regulations as is stipulated in our constitution.
- v. **Compliance:** The Executive Office of the President complied with all statutory and regulatory requirements governing the operations.

8.4: Report on Recent Training and Development in Governance

The Government policy on training is to ensure continuous upgrading of public servants' core competencies, knowledge, skills and attitude including their ability to assimilate technology to enable them create and seize opportunities for social advancement, economic growth and individual fulfilment. Consequently, during the financial year 2024/25, EOP undertook the following:

- i. Sponsored 40 senior officers to undertake supervisory skills course at the Kenya School of Government
- ii. 80 senior staff members completed Senior Management Course at the Kenya School of Government
- iii. Trained 86 officers from all departments on Productivity Mainstreaming
- iv. All the PFM officers and heads of departments were sensitized on issues of regulatory compliance and Zero-Fault Audit
- v. Pre-retirement Course for officers under 50years.

8.5: Public Participation Activities

The Executive Office of the President conducted public participation in various processes including;

- i. Sessions during the budgeting process;
- ii. Inviting the public to bid during procurement of goods and services;
- iii. Sessions during the development of various regulations and reports for the State Corporation Advisory Committee (SCAC);

EXECUTIVE OFFICE OF THE PRESIDENT
Annual Report and Financial Statements for the year ended June 30th, 2025

- iv. Sessions during preparation of reports to H.E on recommendations for pardoning prisoners under the Power of Mercy Act; and Sensitization of the public on integration of prisoners released under the Power of Mercy Act back to the community;
- v. Sensitization of communities along boundaries by the Kenya International Boundaries Office (KIBO) during reaffirmation/demarcation of Kenya boundaries;
- vi. Sessions held by various Presidential Taskforces, Tribunals and Commissions of Inquiry when preparing their report for the President.
- vii. Tree planting exercises in three counties namely: Nairobi, Tharaka Nithi and Bomet. The office planted a total of 482,425 trees in various locations in the mentioned counties. The locations covered include: the Kenya Wildlife Service Headquarters, Administration Police Training College, Embakasi Garrison as well as Chepalungu Forest, Chogoria Forest and Kiera Hill Forest. These trees will play a crucial role in reducing the impact of Global warming, protecting and conserving biodiversity.



Figure 3: Students and Staff of EOP join The Chief of Staff and Head of the Public Service in tree planting.

EXECUTIVE OFFICE OF THE PRESIDENT
Annual Report and Financial Statements for the year ended June 30th, 2025

8.6 Compliance with Laws and Regulations

During the period under review, EOP complied with all statutory and regulatory requirements. This includes and not limited to: The Constitution of Kenya, 2010, the Public Procurement and Asset Disposal Act, 2015, and its attendant Regulations, 2020, the Public Finance Management Act, 2012 and its attendant Regulations, 2015, various Circulars from the National Treasury and Public Service Commission (PSC), Human Resource Manual, 2014, Leadership and Integrity Act, 2012, Public Audit Act, 201 and Executive Order No. 1 of 2023; Just to mention but a few.

9. Management Discussion and Analysis

9.1 Report on the operational and Financial Performance for FY 2021/2022 to 2024/2025

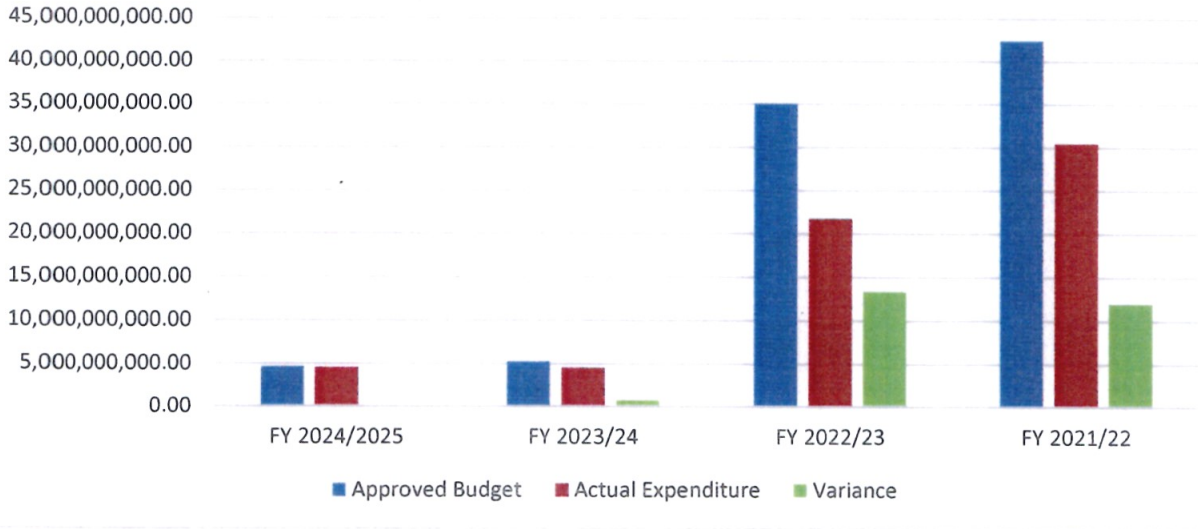
The budget for the Executive Office of the President for the last four years from Financial Year 2021/22 to Financial Year 2024/2025 was appropriated under the key Programs namely: Government Printing Services, General Administration Planning and Support Services, Government Advisory services and Leadership and coordination services. The significant reduction of budget between FY 2022/2023 and 2023/2024 was on account of reorganisation of vote 1011(The Presidency) to create votes for the Office of the Deputy President and Statehouse and the expiry of deed of transfer of Nairobi Metropolitan Services. The budget utilization over the review period was **71.81%**, **62.63%**, **85.06%** and **97.71%** for Financial Year 2021/22, 2022/23, 2023/24 and 2024/2025 respectively as shown in table 6 below

Table 6: Actual Performance against Approved Budget for the Financial Year 2021//22 - 2024/25

Description	FY 2024/2025	FY 2023/24	FY 2022/23	FY 2021/22
Approved Budget	4,621,162,672	5,218,414,192	35,044,043,458	42,378,327,278
Actual Expenditure	4,519,930,652	4,507,404,493	21,732,071,025	30,432,530,314
Variance	101,232,020	711,009,699	13,311,972,433	11,945,796,964
Utilization	97.9%	86.37%	62.01%	71.81%

EXECUTIVE OFFICE OF THE PRESIDENT
Annual Report and Financial Statements for the year ended June 30th, 2025

**Approved Budget Vs Actual Expenditure for the Financial Year
2021//22 - 2024/25**



9.2 Programs and Projects implementation

The Executive Office of the President-Vote 1011 during the Financial Year 2024/2025 implemented the following key programs, namely: General Administration and Planning; Government Printing Services; and Support Services and Government Advisory Services with five (5) sub-Programs. The budget was applied on:

Program 1: 701000000 General Administration, Planning and Support Services

This program aims to facilitate the execution of Presidential mandate as per the Constitution. It was allocated **Ksh. 1,905,109,831** being 41% of the total budget.

Program 2: 603000000 Government Printing Services

This Program seeks to enhance production and security of Government documents. The program was allocated **Ksh. 817,536,119** being 18% of the total budget.

Program 3: 7030000000 Government Advisory Services

This Program aims at enhancing public advisory for effective and efficient public service delivery. It was allocated **Ksh. 1,057,851,841** being 24 % of the total budget. The budget was applied on the following sub-programs:

- S. P 3.1: Kenya/Southern Sudan Advisory Services
- S.P 3.2: Power of Mercy Advisory Services
- S.P 3.3: Counter-Terrorism Advisory Services
- S.P 3.4: Advisory Services on Economic and Social Affairs
- S.P 3.5: Strategic Policy Advisory Services
- S.P 3.6: Public Entities Oversight Services

Program 4: 7700000000 Leadership and coordination services

This program aims at enhancing proper leadership and coordination for effective and efficient public service delivery. It was allocated **Ksh. 765,664,881** being 17 % of the total budget.

EXECUTIVE OFFICE OF THE PRESIDENT
Annual Report and Financial Statements for the year ended June 30th, 2025

Table 5 shows the budgetary allocation for the Executive office of the President by program for the Financial Year 2024/2025.

Table 2: Resource Allocation by Programs for Financial Year 2024/2025

Program	2024/2025 Allocation Kshs.	Percentage (%) Allocation
603000000 Government Printing Services	817,536,119	18%
701000000 General Administration Planning and Support Services	1,930,109,831	41%
703000000 Government Advisory Services	1,107,851,841	24%
770000000 Leadership and Coordination services	765,664,881	17%
Total	4,621,162,672	100%

The allocation of resources by Program in the Executive Office of the President for the Financial Year 2024/2025 is graphically shown in Figure 1.

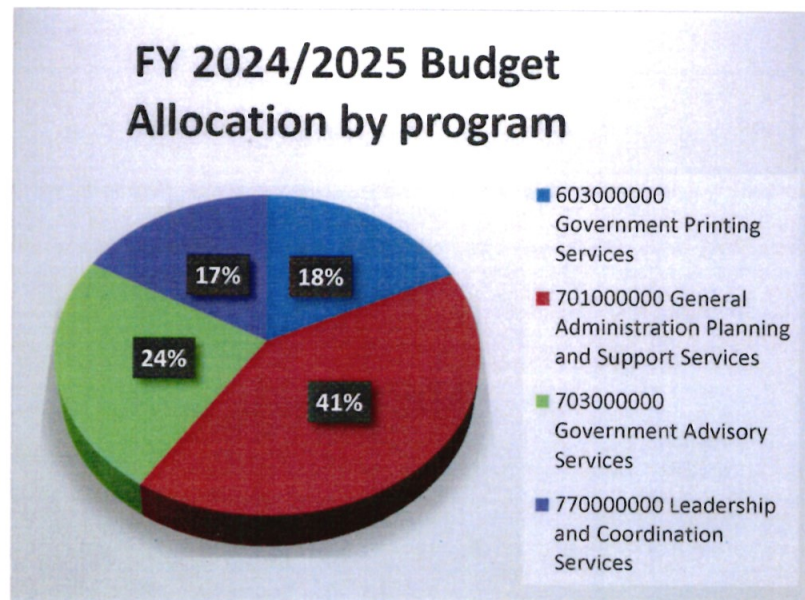


Figure 4: Allocation of Resources in the Executive Office of the President by Programs, Financial Year 2024/2025

EXECUTIVE OFFICE OF THE PRESIDENT**Annual Report and Financial Statements for the year ended June 30th, 2025**

The resources allocated to The Executive Office of the President in the Financial Year 2024/25 are further presented by Economic Classification as shown in Table 3.

Table 3: Allocation of Resources for the Executive Office of the President Vote by Economic Classification for 2024/25 Financial Year

Expenditure by Economic Classification	Approved Budget Allocation
	Kshs.
Current Expenditure	4,501,367,962
Employee costs	1,709,808,000
Use of Goods and Services	2,747,271,921
Current Transfers to Govt. Agencies	30,600,000
Social Benefits	13,688,041
Non-Financial Assets	119,794,710
Total Expenditure	4,621,162,672

Budget Performance against Actual Amounts

The Executive Office of the President spent **Ksh. 4,519,869,152** in the financial year ended 30th June 2025 against an approved budget of **Kshs. 4,596,162,672**. The following is an overview of the financial performance for the financial year ended 30th June 2025 as reported in the detailed financial statements together with the commentary and comparative analysis.

Table 4: Actual Performance against Budget for the Year ended 30th June 2025

Financial Performance	Approved Budget	Actual	Variance	Utilisation
	KShs	KShs	KShs	%
Total Receipts	4,621,162,672	4,590,722,371	30,501,801	99%
Total Payments	4,621,162,672	4,519,930,652	101,232,020	98%
Surplus for the Year	-	70,791,720		

Actual receipts by the Executive Office of the President was **100%** as per the approved budget while actual payments were at **98%** of the actual receipts. The late approval of the Supplementary budget towards the end of June 2025 negatively affected procurement of goods and services (acquisition of assets

EXECUTIVE OFFICE OF THE PRESIDENT
Annual Report and Financial Statements for the year ended June 30th, 2025

and use of goods and services) whose procurement procedures are guided by laws, regulations and policies.

Expenditure during the financial year was incurred under the economic classification categories as shown in Table 5 below;

Table 5: Budget Utilization per Economic Classification

Economic Expenditure Item	Approved Budget	Actual Payments	Variance
	KShs	KShs	KShs
Employee Costs	1,709,808,000	1,708,661,667	1,146,333
Use of goods and services	2,747,271,921	2,665,576,434	81,695,487
Current Transfers to Govt. Agencies	30,600,000	30,600,000	0
Social Security Benefits	13,688,041	12,886,670	801,371
Acquisition of Assets	119,794,710	102,205,881	17,588,829
Total Payments	4,621,162,672	4,519,930,652	101,232,020

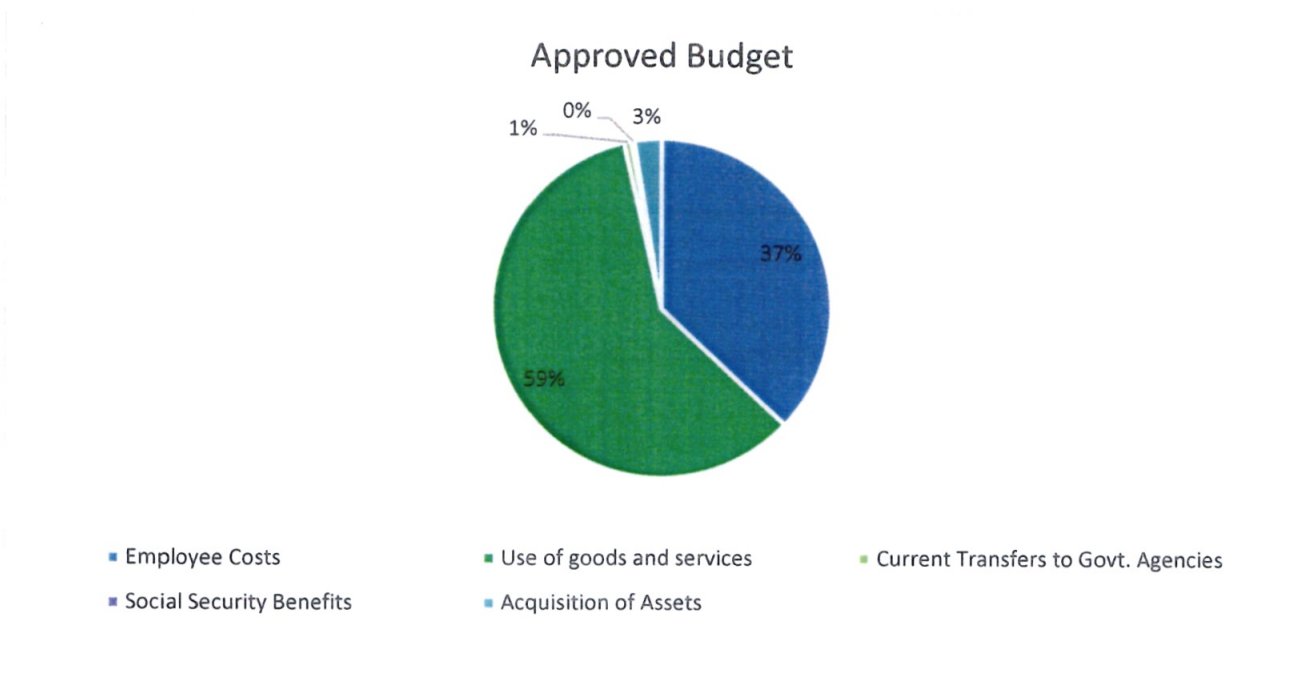


Figure 5: Utilization of Resources in the Executive Office of the President by Economic classification, for the Financial Year 2024/2025

9.3 Compliance with statutory requirements

In the period under review the Executive Office of the President complied with all statutory financial obligation. All Government statutory obligations i.e. PAYE, NHIF/SHA and Housing Levy were all settled in due course in adherence to the prevailing set statutes.

9.4 Key risks facing EOP

- i. Cross border conflicts amongst border communities hence delayed implementation of bilateral Programs such as reaffirmation of Kenya international boundaries.
- ii. Settlement of pending bills as first charge affects the implementation of prioritized Programs and projects;
- iii. Inadequate and obsolete equipment in technical departments hampered effective and efficient service delivery; and
- iv. Understaffing in technical departments and newly established offices hampered effective service delivery.

9.5 Material arrears in statutory and other financial obligations.

In the period under review EOP did not register any material arrears and other financial obligations outstanding to report.

9.6 Review of the Economy and Sector.

The EOP is under The Public Administration and International Relations (PAIR) sector in the period under review.

10. Environmental and Sustainability Reporting

Within the multifaceted scope of its mandate, EOP assumes a pivotal role in providing national policy direction and leadership and ensuring the well-being of Kenyan citizens. The office assumes a central role in shaping the nation's trajectory, public engagement, and the stewardship of national assets, and is therefore uniquely positioned to champion environmental consciousness and sustainability at the highest levels of governance.

a) Sustainability strategy and profile

In the face of the declining resources, while the demand for services from the citizens keeps expanding, there is need for the office to ensure that the citizens' needs and expectations are met while taking into account posterity. Consequently, the Chief of Staff and the Head of the Public Service has challenged the staff of EOP to innovate strategies for effective and efficient service delivery. This includes:

- i. Digitization of key services e.g. the POMAC electronic Petition Management Information System, Foreign Travel Information Management System (FOTIMS), Presidential Directives Management Information System (PDMIS) and digitization of the Government Vehicle Check Unit (GVCU) payment process.
- ii. Through adoption of technology, the office has increased revenue collection and enhanced accountability and transparency.

b) Environmental performance /climate change/ mitigation of natural disasters

The Office has supported the Presidential Directive to plant 15,000,000,000 (fifteen billion) trees by the year 2032 with 50 Million trees allocated to EOP. This aims in reducing greenhouse emissions, stopping and reversing deforestation and restoring 5,100,000 hectares of deforested and degraded landscapes. The office has adopted Nairobi County, Chepalungu Forest in Bomet County and Chogoria Forest in Tharaka-Nithi County as focus areas for tree planting. A total of 482,425 trees have been planted with the support of the local communities and learning institutions whom the office has partnered with and they are taking care of the planted seedlings which has ensured sustainability and ownership of the initiative.

c) Employee welfare

EOP is home to the Directorate of National Cohesion which is a lead agency in promoting national unity, ethnic diversity, national values and social justice. The office has established the Minorities and Marginalized Affairs Unit. This is to ensure that the interests of these special groups are mainstreamed in the public service.

The office has been running programs under strategic initiatives that included capacity building for the women, youth and the disadvantaged in volatile regions. The initiative also contains programs aimed at rehabilitation of reformed extremists and deradicalization of the youth.

There was also a mass group training for career progression courses; Supervisory Skills and Senior Management Course; for officers who have stagnated in preparation for promotion.

d) Operational Practices

The Executive Office of the President remains committed to the promotion of value for money in public procurement. EOP commits to promotion of open and transparent tendering by advertising procurement opportunities in the print media and Department's websites, Preservation/Setting aside of certain categories of procurement to only AGPO registered companies, Promoting companies owned by Youth, Women and Persons Living with Disabilities (PWD) through letters to guarantee and access bank credits whenever such requests are made, Supplier empowerment and support on the online procurement processes, Strategic placement of suggestion boxes for feedback on the level of satisfaction, Timely payment for supply of goods and provision of services.

(e) Community Engagements

In compliance to the Constitution (2010) in matters public participation, EOP actively engaged the public in various programs and activities over the year under review. These include:

- ❖ Public participation sessions during the budgeting process;
- ❖ Inviting the public to bid during procurement of goods and services;
- ❖ Public participation sessions during the development of various regulations and reports for the State Corporation Advisory Committee (SCAC);
- ❖ Public participation sessions during preparation of reports to H.E on recommendations for pardoning prisoners under the Power of Mercy Act; and Sensitization of the public on integration of prisoners released under the Power of Mercy Act back to the community;

EXECUTIVE OFFICE OF THE PRESIDENT

Annual Report and Financial Statements for the year ended June 30th, 2025

- ❖ Sensitization of communities along boundaries by the Kenya International Boundaries Office (KIBO) during reaffirmation/demarcation of Kenya boundaries and engagement of local artisans in constructing the boundary pillars;
- ❖ Public participation sessions held by various Presidential Taskforces for instance the taskforce on the establishment of the National lottery.
- ❖ The office engaged local communities in sourcing for seedlings, hole pitting, watering and care for the seedlings in the allotted forests. This was done in three counties namely: Nairobi, Tharaka Nithi and Bomet.

11. Statement of Management Responsibilities

Section 81 (1) of the Public Finance Management Act, 2012 requires that, at the end of each financial year the accounting officer for a National Government Entity shall prepare financial statements in respect of the entity. Section 81 (3) requires the financial statements so prepared to be in a form that complies with relevant accounting standards as prescribed by the Public Sector Accounting Standards Board of Kenya from time to time.

The Accounting Officer in charge of the Executive Office of the President is responsible for the preparation and presentation of the entity's financial statements, which give a true and fair view of the state of affairs of the Executive Office of the President for and as at the end of the financial year ended on June 30, 2025. This responsibility includes: (i) maintaining adequate financial management arrangements and ensuring that these continue to be effective throughout the reporting period; (ii) maintaining proper accounting records which disclose with reasonable accuracy at any time the financial position of the entity; (iii) designing, implementing and maintaining internal controls relevant to the preparation and fair presentation of the financial statements, and ensuring that they are free from material misstatements, whether due to error or fraud; (iv) safeguarding the assets of the Executive Office of the President; (v) selecting and applying appropriate accounting policies; and (vi) making accounting estimates that are reasonable in the circumstances.

The Accounting Officer accepts responsibility for the Executive Office of the President's financial statements which have been prepared on the Accrual Basis Method of Financial Reporting, using appropriate accounting policies in accordance with International Public Sector Accounting Standards (IPSAS). The Accounting Officer is of the opinion that the EOP financial statements give a true and fair view of the state of the Executive Office of the President's transactions during the financial year ended June 30, 2025, and of the EOP financial position as at June 30, 2025. The Accounting Officer further confirms the completeness of the accounting records maintained for the Executive Office of the President, which have been relied upon in the preparation of the Executive Office of the President's financial statements as well as the adequacy of the systems and internal financial control.


The Accounting Officer also confirms that the Executive Office of the President has complied fully with applicable Government Regulations and the terms of external financing covenants, and that the Executive Office of the President funds received during the year under audit were used for the eligible purposes for

EXECUTIVE OFFICE OF THE PRESIDENT
Annual Report and Financial Statements for the year ended June 30th, 2025

which they were intended and were properly accounted for. Further the Accounting Officer confirms that the Executive Office of the President financial statements have been prepared in a form that complies with relevant accounting standards prescribed by the Public Sector Accounting Standards Board of Kenya.

Approval of the financial statements

The EOP financial statements were approved and signed by the Accounting Officer on 29th August, 2025



Mr. Arthur Amug Osiya, CBS
Accounting Officer

REPUBLIC OF KENYA

Telephone: +254-(20) 3214000
E-mail: info@oagkenya.go.ke
Website: www.oagkenya.go.ke



HEADQUARTERS
Anniversary Towers
Monrovia Street
P.O. Box 30084-00100
NAIROBI

REPORT OF THE AUDITOR-GENERAL ON EXECUTIVE OFFICE OF THE PRESIDENT FOR THE YEAR ENDED 30 JUNE, 2025

PREAMBLE

I draw your attention to the contents of my report which is in three parts:

- A. Report on Financial Statements that considers whether the financial statements are fairly presented in accordance with the applicable financial reporting framework, accounting standards and the relevant laws and regulations that have a direct effect on the financial statements;
- B. Report on Lawfulness and Effectiveness in the Use of Public Resources which considers compliance with applicable laws, regulations, policies, gazette notices, circulars, guidelines and manuals and whether public resources are applied in a prudent, efficient, economic, transparent and accountable manner to ensure the Government achieves value for money and that such funds are applied for the intended purpose; and,
- C. Report on Effectiveness of Internal Controls, Risk Management and Governance which considers how the entity has instituted checks and balances to guide internal operations. This responds to the effectiveness of the governance structure, risk management environment and internal controls, developed and implemented by those charged with governance for orderly, efficient and effective operations of the entity.

An Unmodified Opinion is issued when the Auditor-General concludes that the financial statements are fairly presented in accordance with the applicable financial reporting framework. The Report on Financial Statements should be read together with the Report on Lawfulness and Effectiveness in the Use of Public Resources, and the Report on Effectiveness of Internal Controls, Risk Management, and Governance.

The three parts of the report are aimed at addressing the statutory roles and responsibilities of the Auditor-General as provided by Article 229 of the Constitution, the Public Finance Management Act, 2012, and the Public Audit Act, 2015. The three parts of the report when read together constitute the report of the Auditor-General.

REPORT ON THE FINANCIAL STATEMENTS

Opinion

I have audited the accompanying transitional IPSAS financial statements of Executive Office of the President set out on pages 1 to 36, which comprise of the statement of

financial position as at 30 June, 2025, and the statement of financial performance, statement of changes in net assets, statement of cash flows and statement of comparison of budget and actual amounts for the year then ended and a summary of significant accounting policies and other explanatory information in accordance with the provisions of Article 229 of the Constitution of Kenya and Section 35 of the Public Audit Act, 2015. I have obtained all the information and explanations which to the best of my knowledge and belief, were necessary for the purpose of the audit.

In my opinion, the transitional IPSAS financial statements present fairly, in all material respects, the financial position of the Executive Office of the President as at 30 June, 2025 and of its financial performance and its cash flows for the year then ended, in accordance with International Public Sector Accounting Standards Accrual Basis (including the transitional provisions permitted under IPSAS 33), and comply with the Public Finance Management Act, 2012 and The National Treasury and Economic Planning Circular No.3 of 14 April, 2025.

Basis for Opinion

The audit was conducted in accordance with International Standards of Supreme Audit Institutions (ISSAIs). I am independent of the Executive Office of the President Management in accordance with ISSAI 130 on the Code of Ethics. I have fulfilled other ethical responsibilities in accordance with the ISSAI and in accordance with other ethical requirements applicable to performing audits of financial statements in Kenya. I believe that the audit evidence I have obtained is sufficient and appropriate to provide a basis for my opinion.

Emphasis of Matter

Outstanding Trade Payables

The statement of financial position reflects a balance of Kshs.13,656,423,839 in respect of trade and other payables relating to amounts due to suppliers, service providers, and other third-party obligations. The payables were not settled during the year under review but were instead carried forward to the financial year 2025/2026.

Failure to settle the payables during the year in which they relate adversely affects the budgetary provisions for the subsequent year as they form first charge.

My opinion is not modified in respect of this matter.

Key Audit Matters

Key audit matters are those matters that, in my professional judgement, are of most significance in the audit of the financial statements. There were no key audit matters to report in the year under review.

Other Matter

Unresolved Prior Year Matters

In the prior year audit report, five issues were raised under Emphasis of Matter, Report on Lawfulness and Effectiveness in Use of Public Resources, and Report on Effectiveness of Internal Controls, Risk Management and Governance, respectively. These include pending accounts payables, delay in implementation of contract for construction of small claim courts, non-compliance with the one-third of basic salary rule, long outstanding third-party deposits and retention balances, and enhancement of governance systems for security related expenditures. Review of the status during audit of Executive Office of the President in 2024/2025 revealed that the matters remained unresolved.

Other Information

The Management is responsible for the Other Information set out on page v to xlii which comprise of Key EOP Information and Management, Profile of Chief of Staff and Head of Public Service, Profile of Accounting Officer and Key Management, Statement by the Chief of Staff and Head of Public Service, Statement by the Principal Administrative Secretary, Statement of Performance against Predetermined Objectives, Governance Statement, Management Discussion and Analysis, Environmental and Sustainability Reporting, and Statement of Management Responsibilities. The Other Information does not include the financial statements and my audit report thereon.

In connection with my audit on the Executive Office of the President financial statements, my responsibility is to read the Other Information and in doing so, consider whether the Other Information is materially inconsistent with the financial statements or my knowledge obtained in the audit or otherwise appears to be materially misstated. If based on the work I have performed, I conclude that there is a material misstatement of this Other Information, I am required to report that fact. I have nothing to report in this regard.

My opinion on the financial statements does not cover the Other Information and accordingly, I do not express an audit opinion or any form of assurance thereon.

REPORT ON LAWFULNESS AND EFFECTIVENESS IN THE USE OF PUBLIC RESOURCES

Conclusion

As required by Article 229(6) of the Constitution, based on the audit procedures performed, except for the effect of the matters described in the Basis for Conclusion on Lawfulness and Effectiveness in the Use of Public Resources section of my report, I confirm that nothing else has come to my attention to cause me to believe that public resources have not been applied lawfully and in an effective way.

Basis for Conclusion

1. Non-Compliance with One-Third of Basic Salary Rule

Analysis of the payroll revealed that sixty-two (62) members of staff earned net salaries of less than a one-third (1/3) of the basic salary. This was contrary to Section 19(3) of the Employment Act, 2007 which states that all deductions made by an employer from the wages or salaries of his employees at any one time shall not exceed two thirds of such wages or salaries.

In the circumstances, Management was in breach of law.

2. Failure to Prepare and Submit Financial Statements for Audit

During the year under review, the National Lottery Board incurred a total expenditure of Kshs.114,648,159. However, the Board did not prepare and submit financial statements for audit. This was contrary to Section 21(1) of the National Lottery Act, 2023 which requires the Board to prepare quarterly and annual financial and non-financial reports in a format prescribed by the Public Sector Accounting Standards Board and submit the same to The National Treasury and the Auditor-General.

In the circumstances, Management was in breach of the law.

3. Irregular Breach of Contract

The Executive Office of the President, on 6 February, 2024, entered into a three (3) year contract for the supply, delivery, installation, training, and commissioning of Enterprise Resource Planning (ERP) on behalf of the Government Press Fund. Review of the progress report for the ERP System dated 28 June, 2024 revealed that the procurement, installation and implementation of the ERP system were 80% complete with nine (9) modules installed and testing and deployment currently underway.

Following the successful installation of the modules, the supplier raised invoice No.070 dated 14 June, 2024 amounting to Kshs.28,424,000. However, as at the time of audit in November 2025, Management had not processed the payment due to shortage of funds resulting from development budget cuts.

Management was therefore in breach of Articles 4.3 and 4.4 of the Contract which stipulated that payments must be settled within three months; failure to which could entitle the supplier to terminate the contract. Further, the Management would still be liable for immediate payment of all supplier expenses, the value of in-process inventory and costs of any nature incurred costs due to the termination when termination becomes effective leading to potential loss of value for money.

In the circumstances, Management was in breach of the law.

The audit was conducted in accordance with ISSAI 3000 and ISSAI 4000. The standards require that I comply with ethical requirements and plan and perform the audit to obtain assurance about whether the activities, financial transactions and information reflected in the financial statements comply in all material respects, with the authorities that govern them. I believe that the audit evidence I have obtained is sufficient and appropriate to provide a basis for my conclusion.

REPORT ON EFFECTIVENESS OF INTERNAL CONTROLS, RISK MANAGEMENT AND GOVERNANCE

Conclusion

As required by Section 7(1)(a) of the Public Audit Act, 2015 and based on the audit procedures performed, except for the effect of the matters described in the Basis for Conclusion on the Effectiveness of Internal Controls, Risk Management and Governance section of my report, I confirm that nothing else has come to my attention to cause me to believe that internal controls, risk management and governance were not effective.

Basis for Conclusion

1. Lack of a Risk Management Policy

During the year under review, the Office did not have a Risk Management Policy that provides a framework for minimizing risks by enhancing mitigative and corrective measures thereby maximizing potential opportunities. Further, risk assessment was not conducted during the year under review. As a result, there was no identification, assessment and rating of risks or development of strategies to deal with identified risks.

In the circumstance, the effectiveness of the Office's risk management practices could not be confirmed.

2. Enhancement of Governance Systems for Security Related Expenditures

During the financial year 2023/2024, the Executive Office of the President incurred some expenditures and transferred funds to a Government Agency for confidential security operations. Certificates of confidential expenditure were issued, supported by declarations from the Accounting Officer affirming proper use of funds in compliance with Regulation 101(5) of the Public Finance Management (National Government) Regulations, 2015.

As previously reported, there is need to enhance accountability of confidential expenditures through review of the Regulations to clearly define entities eligible for confidential security related expenditures and to specify what constitutes security related operations. Further, entities should establish internal oversight mechanisms and processes that include detailed budget projections and post-operation financial summaries to address risks and ensure responsible use and accountability of the funds, beyond the certificate.

The measures are aimed at strengthening governance, fostering trust, and ensuring funds are utilised responsibly without compromising State security. However, as at the time of audit in December 2025, no action had been taken to implement the audit recommendations.

The audit was conducted in accordance with ISSAI 2315 and ISSAI 2330. The standards require that I plan and perform the audit to obtain assurance about whether effective processes and systems of internal controls, risk management and overall governance were operating effectively in all material respects. I believe that the audit evidence I have obtained is sufficient and appropriate to provide a basis for my conclusion.

Responsibilities of the Management and those Charged with Governance

Management is responsible for the preparation and fair presentation of the financial statements in accordance with International Public Sector Accounting Standards (Accrual Basis) and for maintaining effective internal controls as Management determines is necessary to enable the preparation of financial statements that are free from material misstatement, whether due to fraud or error and for its assessment of the effectiveness of internal controls, risk management and governance.

In preparing the financial statements, Management is responsible for assessing Office's ability to continue as a going concern, disclosing, as applicable, matters related to going concern and using the going concern basis of accounting unless Management is aware of the intention to cease operations.

Management is also responsible for the submission of the financial statements to the Auditor-General in accordance with the provisions of Section 47 of the Public Audit Act, 2015.

In addition to the responsibility for the preparation and presentation of the financial statements described above, Management is also responsible for ensuring that the activities, financial transactions and information reflected in the financial statements comply with the authorities which govern them and that public resources are applied in an effective way.

Those charged with governance are responsible for overseeing the Office's financial reporting process, reviewing the effectiveness of how Management monitors compliance with relevant legislative and regulatory requirements, ensuring that effective processes and systems are in place to address key roles and responsibilities in relation to governance and risk management, and ensuring the adequacy and effectiveness of the control environment.

Auditor-General's Responsibilities for the Audit

My responsibility is to conduct an audit of the financial statements in accordance with Article 229(4) of the Constitution, Section 35 of the Public Audit Act, 2015 and the International Standards of Supreme Audit Institutions (ISSAIs). The standards require

that, in conducting the audit, I obtain reasonable assurance about whether the financial statements as a whole are free from material misstatements, whether due to fraud or error and to issue an auditor's report that includes my opinion in accordance with Section 48 of the Public Audit Act, 2015. Reasonable assurance is a high level of assurance but is not a guarantee that an audit conducted in accordance with ISSAIs will always detect a material misstatement when it exists. Misstatements can arise from fraud or error and are considered material if, individually or in the aggregate, they could reasonably be expected to influence the economic decisions of users taken on the basis of these financial statements.

In conducting the audit, Article 229(6) of the Constitution also requires that I express a conclusion on whether or not in all material respects, the activities, financial transactions and information reflected in the financial statements are in compliance with the authorities that govern them and that public resources are applied in an effective way. In addition, I consider the entity's control environment in order to give an assurance on the effectiveness of internal controls, risk management and governance processes and systems in accordance with the provisions of Section 7 (1) (a) of the Public Audit Act, 2015.

Further, I am required to submit the audit report in accordance with Article 229(7) of the Constitution.

Detailed description of my responsibilities for the audit is located at the Office of the Auditor-General's website at: <https://www.oagkenya.go.ke/auditor-generals-responsibilities-for-audit/>. This description forms part of my auditor's report.


FCPA Nancy Gathungu, CBS
AUDITOR-GENERAL

Nairobi

15 December, 2025

EXECUTIVE OFFICE OF THE PRESIDENT
Annual Report and Financial Statements for the year ended June 30th, 2025

13. Statement of Financial Performance for the year ended 30th June 2025

	Notes	2024/2025
		Kshs
Revenue from non-exchange transactions		
Transfers from Exchequer	6	4,571,869,144
Total		4,571,869,144
Revenue from exchange transactions		
Miscellaneous income	7	18,853,227
Totals		18,853,227
Total Revenue		4,590,722,371
Expenses		
Employee costs	8(a)	1,708,613,950
Use of goods and services	9(a)	2,474,837,934
Other Grants and Subsidies	10	30,600,000
Social Benefits	11	12,886,670
Total expenses		4,226,938,555
Surplus/Deficit for the year		363,783,817
Net Surplus/Deficit		363,783,817

The Financial Statements set out on this page were signed by:



.....
Mr. Arthur Amug Osiya, CBS
Accounting Officer




.....
CPA Hilary Kirwa Limo
Head of Accounting Unit
ICPAK M/No 4078

EXECUTIVE OFFICE OF THE PRESIDENT
Annual Report and Financial Statements for the year ended June 30, 2025

14(a) Statement of First Financial Position as at 1 July 2024

Description	Notes	Period as at	Adjusted	Opening
		30th June 2024		Statement
		KShs.	KShs.	1st July 2024
				KShs.
Assets				
Current Assets				
Cash and Cash equivalents	12	267,473,502	-	267,473,502
Receivables from Non-Exchange Transactions	17	108,063,240		108,063,240
Total Current Assets		375,536,742	-	375,536,742
Total Assets (A)		375,536,742		375,536,742
Liabilities				
Current Liabilities				
Trade and other payables		-	376,619,289	376,619,289
Trade and other payables (NMS)			13,454,938,564	13,454,938,564
Refundable Deposits	16	263,806,833		263,806,833
Current Provision		-		
Total Current Liabilities		263,806,833	13,831,557,853	14,095,364,686
Total Liabilities (B)		263,806,833	13,831,557,853	14,095,364,686
Net Assets (A-B)		111,729,909	(13,831,557,853)	(13,719,827,944)
Represented By:				
Accumulated Surplus				
Net Assets		111,729,909	(13,831,557,853)	(13,719,827,944)

The Financial Statements set out on this page were signed by:



.....
Mr Arthur Amug Osiya, CBS
Accounting Officer.



.....
CPA Hilary Kirwa Limo
Senior Deputy Accountant General
ICPAK NO. 4078

EXECUTIVE OFFICE OF THE PRESIDENT
Annual Report and Financial Statements for the year ended June 30, 2025

14(b) Statement of Financial Position as at 30th June 2025

	Notes	Period as at 30 th June 2025	Opening Statement 1 st July 2024
		Kshs	Kshs
Assets			
Current Assets			
Cash and Cash equivalents	12	272,048,440	267,473,500
Receivables from Non exchange Transactions(salary adv)	17	225,850	108,063,240
Total Current Assets		272,274,290	375,536,740
Non-Current Assets			
Property, Plant and Equipment	14	89,386,366	
Intangible Assets -GP ERP SOFTWARE	14(b)	28,424,000	
Total Non- Current Assets		117,810,366	
Total Assets (a)		390,084,656	375,536,740
Liabilities			
Current Liabilities			
Trade and Other Payables	15	201,485,275	376,619,280
Trade and Other Payables (NMS)		13,454,938,564	13,454,938,560
Refundable Deposits	16	201,256,721	263,806,830
Social Benefit Liability			
Total Current Liabilities		13,857,680,559	14,095,364,680
Total Non- Current Liabilities			
Total Liabilities (b)		13,857,680,559	14,095,364,680
Net Assets (a-b)		(13,467,595,903)	(13,719,827,940)
Represented by:			
Reserves			
Accumulated Surplus		(13,467,595,903)	(13,719,827,940)
Capital Fund			
Net Assets		(13,467,595,903)	(13,719,827,940)

The financial statements set out on this page were signed by:



.....
Mr. Arthur Amug Osiya, CBS
Accounting Officer



.....
CPA Hilary Kirwa Limo
Head of Accounting Unit
ICPAK M/No 4078

EXECUTIVE OFFICE OF THE PRESIDENT
Annual Report and Financial Statements for the year ended June 30th, 2025

15 Statement of Changes in Net Assets for the year ended 30th June 2025

	Accumulated Surplus	Reserves	Capital Fund	Total
Fund balance as at 30th June 2024	111,729,909	-	-	111,729,909
Adjustments				
Recognition of Assets/Liabilities	(13,831,557,853)			(13,831,557,853)
As at July 1, 2024	(13,719,827,944)	-	-	(13,719,827,944)
Return to Exchequer	(111,551,776)			(111,551,776)
Surplus/ deficit for the year	363,783,817			363,783,817
As at June 30th, 2025	(13,467,595,903)	-	-	(13,467,595,903)

EXECUTIVE OFFICE OF THE PRESIDENT
Annual Report and Financial Statements for the year ended June 30, 2025

16. Statement of Cash Flows for the year ended 30th June 2025

		2024/2025
	Notes	Kshs
Cash flows from operating activities		
Receipts		
Transfers from exchequers	6	4,571,869,144
Transfers from other governments entities		
Other income	7	18,853,227
Total receipts		4,590,722,371
Payments		
Employee costs	8(a)	1,708,661,667
Use of goods and services	9(a)	2,678,395,949
Other Grants and Subsidies	10	30,600,000
Social Benefits	11	12,886,670
Total payments		4,430,544,286
Net cash flows from/ (used in) operating activities		160,178,085
Adjusted For		
Decrease in Payables (Deposits and Retentions)	18	(62,550,112)
Decrease in Receivables (Unspent AIE)		107,885,107
Cash flows from investing activities		45,334,995
Purchase of PPE	20	(89,386,366)
Net cash flows from/(used in) investing activities		(89,386,366)
Cash flows from financing activities		
Return to Exchequer	19	(111,551,776)
Net cash flows from financing Activities		(111,551,776)
Net increase/(decrease) in cash & Cash equivalents		4,574,938
Cash and cash equivalents at 1 July 2024		267,473,502
Cash and cash equivalents at 30th June 2025		272,048,440

(PSASB has prescribed the use of direct method for cash flow preparation)

EXECUTIVE OFFICE OF THE PRESIDENT

Annual Report and Financial Statements for the year ended June 30th, 2025

17. Statement of Comparison of Budget and Actual amounts for the year ended 30th June 2025

Recurrent and Development Combined


The original budget for the office for the FY 2024/2025 was Ksh. **5,432,190,119** before rationalization during supplementary 1 estimates

Receipt/Expense Item	Original Budget	Adjustments	Final Budget	Actual on Comparable Basis	Budget Utilization Difference	% of Utilization
	a	b	c=a+b	d	e=c-d	f=d/c %
Receipts						
Transfer from Exchequer	5,427,190,119	(831,027,447)	4,596,162,672	4,571,869,144	24,293,528	99%
Reimbursements and refunds						
Miscellaneous receipts	5,000,000	20,000,000.00	25,000,000	18,853,227	6,146,773	75%
Total Receipts	5,432,290,119	(811,027,447)	4,621,162,672	4,590,722,371	30,440,301	99%
Payments						
Compensation of employees	1,606,000,000	103,808,000	1,709,808,000	1,708,661,667	1,146,333	100%
Use of goods and services	2,503,827,538	243,444,383	2,747,271,921	2,658,710,367	88,561,554	97%
Transfers to other Government units	328,600,000	(328,600,000)	-	-	-	0.00%
Other grants and transfers	30,600,000	-	30,600,000	30,600,000	0	100%
Social security benefits	21,000,000	(7,311,959)	13,688,041	12,886,670	801,371	94%
Total Recurrent Expenses	4,490,027,538	11,340,424	4,501,367,962	4,410,878,704	90,509,258	98%
Capital items						
Acquisition of assets	942,162,518	(822,367,871)	119,794,710	109,071,948	10,722,762	91%
Total Expenses	5,432,190,119	(811,027,447)	4,621,162,672	4,519,930,652	101,232,020	98%
Surplus/Deficit				70,791,720		

EXECUTIVE OFFICE OF THE PRESIDENT
Annual Report and Financial Statements for the year ended June 30, 2025

The changes between the original and final budget were as a result of supplementary budget.

The financial statements were approved on 15th October 2025 and signed by:



.....
Mr Arthur Amug Osiya, CBS
Accounting Officer



.....
CPA Hillary Kirwa Limo
Head of Accounting Unit
ICPAK M/No 4078

EXECUTIVE OFFICE OF THE PRESIDENT
Annual Report and Financial Statements for the year ended June 30, 2025

Budget Reconciliation to the Statement of Cash Flows

	Description of Particulars	Amount in Kshs
	Actual Surplus Amounts as per the statement of Budget	70,791,720
1	Bank Account Balances	267,473,502
2	Decrease in payables	(62,550,112)
3	Returns to Exchequer	(111,551,776)
4	Receivables Unspent AIE	107,885,107
	Closing Cash and Cash Equivalent as per the statement of Cash flows	272,048,440

EXECUTIVE OFFICE OF THE PRESIDENT
Annual Report and Financial Statements for the year ended June 30, 2025

Budget Execution by Programs and Sub-Programs for FY 2024/ 2025

Program/Sub-Program	Original Budget	Adjustments	Final Budget	Actual on comparable basis	Budget utilization difference
	Kshs	Kshs	Kshs	Kshs	Kshs
Government Printing services	1,417,396,876	(599,860,757)	817,536,119	804,126,979	13,409,140
General Administration and Planning services	1,891,034,139	39,075,692	1,930,109,831	1,906,767,830	23,342,001
Government Advisory Services	1,277,494,730	(169,642,889)	1,107,851,841	1,066,931,976	40,919,865
Kenya South Sudan services	100,679,274	(37,930,029)	62,749,245	61,824,421	924,823
Power of Mercy Advisory services	73,868,014	(27,433,084)	46,434,930	45,085,386	1,349,544
Counter Terrorism Advisory services	450,000,000	50,000,000	500,000,000	475,706,472	24,293,528
Advisory Services and Economic social services	150,421,699	(53,087,233)	97,334,466	96,838,192	496,274
Strategic Policy Services	210,578,475	(60,581,787)	149,996,688	145,780,259	4,216,429
Public Entities oversight services	291,947,318	(40,610,806)	251,336,512	241,697,245	9,639,267
Leadership and coordination services	846,264,374	(80,599,493)	765,664,881	742,045,067	23,619,815

18. Notes to the Financial Statements

1. Establishment

The EOP is established by and derives its authority and accountability from Executive Order no 1 of January 2023. *The EOP* is wholly owned by the Government of Kenya and is domiciled in Kenya. The EOP's principal activity is Policy direction, Oversight and Coordination of Government.

2. Statement of Compliance and Basis of Reporting

Statement of compliance

These financial statements have been prepared in accordance with the Public Finance Management Act, 2012 and with the International Public Sector Accounting Standards (IPSAS).

For the purpose of these financial statements, the *Executive Office of the President* has been categorized as a Schedule 1 National Government MDA in line with Section 4 of the Public Finance Management Act, 2012 read together with Regulation 211 (2) of the Public Finance Management (National Government) Regulations, 2015. Schedule 1 national government entities include Ministries, Departments, Agencies, constitutional institutions and independent offices. EOPs are reporting entities whose primary objective is to provide policy and coordination of government services.

The use of public resources by EOP is primarily governed by Chapter 12 of the Constitution, the relevant Appropriation Act, the Public Finance Management Act, of 2012, and the Public Procurement and Disposal Act, of 2015.

These financial statements were authorized for issue by the Accounting Officer on 29th August 2025.

Guiding note during the transition period:

The financial statements have been prepared in accordance with the Public Finance Management Act, and International Public Sector Accounting Standards (IPSAS). The Executive Office of the President has taken advantage of the transitional provisions under IPSAS 33 and therefore these 1st year financial statements are transitional financial statements. The Executive Office of the President has recognized financial assets (cash and cash equivalents, receivables) and financial liabilities (third party deposits and trade and other payables) The Executive Office of the President will ensure full compliance with IPSAS Accrual by 30th June 2027.

EXECUTIVE OFFICE OF THE PRESIDENT
Annual Reports and Financial Statements for the year ended June 30th, 2025.

Reporting period

The reporting period for these financial statements is for the period ended 30th June 2025.

Basis of preparation

These financial statements have been prepared on a going concern basis, and the accounting policies have been applied consistently throughout the period on an accrual basis. Under an accrual basis, revenues are recognised when rights to assets are earned or levied rather than when cash is received, and expenses are recognised when obligations are incurred rather than when they are settled. The financial statements have been prepared and presented in Kenya Shillings to the nearest shilling. The accounting policies adopted have been consistently applied to all the years presented.

Critical accounting judgements

IPSAS requires accounting judgements to be made in determining accounting policies that impact the presentation of these financial statements. The most critical of these judgements, and their impact, are:

Recognition of revenue

A revenue is an increase in the net financial position, other than increases arising from ownership contributions. In the FY 2024/2025 EOP did not register revenue inflows for the purpose of reporting in this financial statement.

Recognition of non-exchange expenses and liabilities

On recognition of non-exchange expenses and liabilities EOP recognized when there is a present obligation (legal or constructive) as a result of a past event. Judgement was made in accessing each of these conditions and therefore reporting it as an expense in a present obligation.

EOP liabilities for outflows of resources from past events were recognized in their present obligations for all past events.

Climate change obligations

Kenya's current National Determined Contribution (NDC) to deliver on the goals of the Paris Agreement is on course. This was evidenced in the Presidential directive of planting 15 billion trees by the year 2032. EOP was allocated to plant 50 Million trees in Bomet, Nairobi county and Tharaka Nithi ecosystems. EOPs commitment to climate change action does not constitute a present obligation on the balance sheet.

EXECUTIVE OFFICE OF THE PRESIDENT
Annual Reports and Financial Statements for the year ended June 30th, 2025.

Physical assets

Holding property, plant and equipment and other assets were not held to generate cash flows but for their potential to provide services to the public.

3. Adoption of New and Revised Standards

i) New and amended standards and interpretations in issue effective in the year ended 30 June 2025.

There were no new and amended standards issued in the financial year.

ii) New and amended standards and interpretations in issue but not yet effective in the year ended 30 June 2025.

Standard	Effective date and impact:
IPSAS 43	<p><i>Applicable 1st January 2025</i></p> <p>The standard sets out the principles for the recognition, measurement, presentation, and disclosure of leases. The objective is to ensure that lessees and lessors provide relevant information in a manner that faithfully represents those transactions. This information gives a basis for users of financial statements to assess the effect that leases have on the financial position, financial performance and cashflows of an MDA</p> <p>The new standard requires entities to recognise, measure and present information on right of use assets and lease liabilities.</p> <p>EOP has operating lease agreements with other organisations for provision of office space. This arrangement does not affects the statement of financial position for FY 2024/2025.</p>
IPSAS 44: Non- Current Assets Held for Sale and Discontinued Operations	<p><i>Applicable 1st January 2025</i></p> <p>The Standard requires,</p> <p>Assets that meet the criteria to be classified as held for sale to be measured at the lower of carrying amount and fair value less costs to sell and the depreciation of such assets to cease and:</p> <p>Assets that meet the criteria to be classified as held for sale to be presented separately in the statement of financial position and the results of discontinued operations to be presented separately in the statement of financial performance.</p> <p>In the FY 2024/2025 EOP did not have a non-current assets held for sale.</p>

EXECUTIVE OFFICE OF THE PRESIDENT

Annual Reports and Financial Statements for the year ended June 30th, 2025.

Standard	Effective date and impact:
<p>IPSAS 45- Property Plant and Equipment</p>	<p><i>Applicable 1st January 2025</i></p> <p>The standard supersedes IPSAS 17 on Property, Plant and Equipment. IPSAS 45 has additional guidance/ new guidance for heritage assets, infrastructure assets and measurement. Heritage assets were previously excluded from the scope of IPSAS 17 in IPSAS 45, heritage assets that satisfy the definition of PPE shall be recognised as assets if they meet the criteria in the standard. IPSAS 45 has an additional application guidance for infrastructure assets, implementation guidance and illustrative examples. The standard has clarified existing principles e.g valuation of land over or under the infrastructure assets, under- maintenance of assets and distinguishing significant parts of infrastructure assets.</p> <p>In the year under review EOP had Property, Plant and Equipment (PPE) as show in the statement of financial position and is in the process of valuation of PPE and other assets.</p>
<p>IPSAS 46 Measurement</p>	<p><i>Applicable 1st January 2025</i></p> <p>The objective of this standard was to improve measurement guidance across IPSAS by:</p> <ul style="list-style-type: none"> i. Providing further detailed guidance on the implementation of commonly used measurement bases and the circumstances under which they should be used. ii. Clarifying transaction costs guidance to enhance consistency across IPSAS; iii. Amending where appropriate guidance across IPSAS related to measurement at recognition, subsequent measurement and measurement related disclosures. <p>The standard also introduces a public sector specific measurement bases called the current operational value.</p> <p>The financial statements were prepared in recognition of this standard.</p>
<p>IPSAS 47- Revenue</p>	<p><i>Applicable 1st January 2026</i></p> <p>This standard supersedes IPSAS 9- Revenue from exchange transactions, IPSAS 11 Construction contracts and IPSAS 23 Revenue from non- exchange transactions. This standard brings all the guidance of accounting for revenue under one standard. The objective of the standard is to establish the principles that an MDA shall apply to report useful information to users of financial</p>

EXECUTIVE OFFICE OF THE PRESIDENT

Annual Reports and Financial Statements for the year ended June 30th, 2025.

Standard	Effective date and impact:
	<p>statements about the nature, amount, timing and uncertainty of revenue and cash flow arising from revenue transactions.</p> <p>EOP has taken note of this requirements as it takes effects from 1st January 2026</p>
<p>IPSAS 48- Transfer Expenses</p>	<p><i>Applicable 1st January 2026</i></p> <p>The objective of the standard is to establish the principles that a transfer provider shall apply to report useful information to users of financial statements about the nature, amount, timing and uncertainty of expenses and cash flow arising from transfer expense transactions. This is a new standard for public sector entities geared to provide guidance to entities that provide transfers on accounting for such transfers.</p> <p>EOP has taken note of this requirements as it takes effects from 1st January 2026</p>
<p>IPSAS 49- Retirement Benefit Plans</p>	<p><i>Applicable 1st January 2026</i></p> <p>The objective is to prescribe the accounting and reporting requirements for the public sector retirement benefit plans which provide retirement to public sector employees and other eligible participants. The standard sets the financial statements that should be presented by a retirement benefit plan.</p> <p>EOP has taken note of this requirements as it takes effects from 1st January 2026.</p>
<p>IPSAS 50: Exploration For & Evaluation of Mineral Resources</p>	<p><i>Applicable 1st January 2027</i></p> <p>The objective of this Standard is to specify the financial reporting for the exploration for and evaluation of mineral resources. The Standard requires:</p> <ul style="list-style-type: none"> i. Limited improvements to existing accounting practices for exploration and evaluation expenditures. ii. Entities that recognize exploration and evaluation assets to assess such assets for impairment in accordance with this Standard and measure any impairment in accordance with IPSAS 26. iii. Disclosures that identify and explain the amounts in the entity's financial statements arising from the exploration for and evaluation of mineral resources and help users of those financial statements understand the amount, timing and certainty of future cash flows from any exploration and evaluation assets recognized. <p>EOP has taken note of this requirements as it takes effects from 1st January 2027</p>

iii) Early adoption of standards

The EOP did not early – adopt any new or amended standards in the FY 2024/2025.

4. Summary of Significant Accounting Policies

a) Revenue recognition

i) Revenue from non-exchange transactions

Fees, taxes and fines

The EOP recognizes revenues from fees, taxes and fines when the event occurs and the asset recognition criteria are met. To the extent that there is a related condition attached that would give rise to a liability to repay the amount, deferred income is recognized instead of revenue. Other non-exchange revenues are recognized when it is probable that the future economic benefits or service potential associated with the asset will flow to the EOP and the fair value of the asset can be measured reliably.

Transfers from other government entities

Revenues from non-exchange transactions with other government entities are measured at fair value and recognized on obtaining control of the asset (cash, goods, services and property) if the transfer is free from conditions and it is probable that the economic benefits or service potential related to the asset will flow to the EOP and can be measured reliably. Recurrent grants are recognized in the statement of comprehensive income. Development grants are recognized in the statement of financial performance after meeting the revenue recognition criteria. Conditional grants are recognized as revenue upon fulfilment of the set conditions.

ii) Revenue from exchange transactions

Rendering of services

The EOP recognizes revenue from rendering of services by reference to the stage of completion when the outcome of the transaction can be estimated reliably. The stage of completion is measured by reference to labour hours incurred to date as a percentage of total estimated labour hours. Where the contract outcome cannot be measured reliably, revenue is recognized only to the extent that the expenses incurred are recoverable.

Interest income

Interest income is accrued using the effective yield method. The effective yield discounts estimated future cash receipts through the expected life of the financial asset to that asset's net carrying amount. The method applies this yield to the principal outstanding to determine interest income each period.

Rental income

Rental income arising from operating leases on investment properties is accounted for on a straight-line basis over the lease terms and included in revenue.

b) Budget information

The original budget for FY 2024/25 was approved by the National Assembly. Subsequent revisions or additional appropriations were made to the approved budget in accordance with specific approvals from the appropriate authorities. The additional appropriations are added to the original budget by the EOP upon receiving the respective approvals in order to conclude the final budget. Accordingly, the EOP recorded additional appropriations of budget following the governing body's approval. The EOP's budget is prepared on a different basis to the actual income and expenditure disclosed in the financial statements. The financial statements are prepared on accrual basis using a classification based on the nature of expenses in the statement of financial performance, whereas the budget is prepared on a cash basis. The amounts in the financial statements were recast from the accrual basis to the cash basis and reclassified by presentation to be on the same basis as the approved budget. A comparison of budget and actual amounts, prepared on a comparable basis to the approved budget, is then presented in the statement of comparison of budget and actual amounts. In addition to the Basis difference, adjustments to amounts in the financial statements are also made for differences in the formats and classification schemes adopted for the presentation of the financial statements and the approved budget. A statement to reconcile the actual amounts on a comparable basis included in the statement of comparison of budget and actual amounts and the actuals as per the statement of cash flows has been presented under various sections of these financial statements.

c) Investment property

Investment properties are measured initially at cost, including transaction costs. The carrying amount includes the replacement cost of components of an existing investment property at the time that cost is incurred if the recognition criteria are met and excludes the costs of day-to-day maintenance of an investment property. Investment property acquired through a non-exchange transaction is measured at its fair value at the date of acquisition. Subsequent to initial recognition, investment properties are measured using the cost model and are depreciated over an ~~xx~~-year period. Investment properties are derecognized either when they have been disposed of or when the investment property is permanently withdrawn from use and no future economic benefit or service potential is expected from its disposal. The difference between the net disposal proceeds and the carrying amount of the asset is recognized in the surplus or deficit in the period of de-recognition. Transfers are made to or from investment property only when there is a change in use.

d) Property, plant and equipment

All property, plant and equipment are stated at cost less accumulated depreciation and impairment losses. Cost includes expenditure that is directly attributable to the acquisition of the items. When significant parts of property, plant and equipment are required to be replaced at intervals, the EOP recognizes such parts as individual assets with specific useful lives and depreciates them accordingly. Likewise, when a major inspection is performed, its cost is recognized in the carrying amount of the plant and equipment as a replacement if the recognition criteria are satisfied. All other repair and maintenance costs are recognized in surplus or deficit as incurred. Where an asset is acquired in a non-exchange transaction for nil or nominal consideration the asset is initially measured at its fair value.

e) Right of use asset

The right-of-use assets comprises the initial measurement of the corresponding lease liability, lease payments made at or before the commencement day, less any lease incentives received and any initial direct costs. They are subsequently measured at cost less accumulated depreciation and impairment losses. Whenever EOP incurs an obligation for costs to dismantle and remove a leased asset, restore the site on which it is located or restore the underlying asset to the condition required by the terms and conditions of the lease, a provision is recognized and measured under IPSAS 21 or IPSAS 26. To the extent that the costs relate to a right-of-use asset, the costs are included in the related right-of-use asset, unless those costs are incurred to produce inventories. Right-of-use assets are depreciated over the shorter period of lease term and useful life of the underlying asset. If a lease transfers ownership of the underlying asset or the cost of the right-of-use asset reflects that the EOP expects to exercise a purchase option, the related right-of-use asset is depreciated over the useful life of the underlying asset. The depreciation starts at the commencement date of the lease. The right-of-use assets are presented as a separate line in the statement of financial position.

f) Research and development costs

The EOP expenses research costs as incurred. Development costs on an individual project are recognized as intangible assets when the EOP can demonstrate:

- i) The technical feasibility of completing the asset so that the asset will be available for use or sale
- ii) Its intention to complete and its ability to use or sell the asset
- iii) How the asset will generate future economic benefits or service potential
- iv) The availability of resources to complete the asset
- v) The ability to measure reliably the expenditure during development.

EXECUTIVE OFFICE OF THE PRESIDENT

Annual Reports and Financial Statements for the year ended June 30th, 2025.

Following initial recognition of an asset, the asset is carried at cost less any accumulated amortization and accumulated impairment losses. Amortization of the asset begins when development is complete, and the asset is available for use. It is amortized over the period of expected future benefit. During the period of development, the asset is tested for impairment annually with any impairment losses recognized immediately in surplus or deficit.

g) Financial instruments

IPSAS 41 addresses the classification, measurement and de-recognition of financial assets and financial liabilities, introduces new rules for hedge accounting and a new impairment model for financial assets. *The EOP does not have any hedge relationships and therefore the new hedge accounting rules have no impact on the financial statements.* A financial instrument is any contract that gives rise to a financial asset of one EOP and a financial liability or equity instrument of another EOP. At initial recognition, the EOP measures a financial asset or financial liability at its fair value plus or minus, in the case of a financial asset or financial liability not at fair value through surplus or deficit, transaction costs that are directly attributable to the acquisition or issue of the financial asset or financial liability.

EXECUTIVE OFFICE OF THE PRESIDENT
Annual Reports and Financial Statements for the year ended June 30th, 2025.

a) Financial assets

Classification of financial assets

The EOP classifies its financial assets as subsequently measured at amortised cost, fair value through net assets/ equity or fair value through surplus and deficit on the basis of both the EOP's management model for financial assets and the contractual cash flow characteristics of the financial asset. A financial asset is measured at amortized cost when the financial asset is held within a management model whose objective is to hold financial assets in order to collect contractual cash flows and the contractual terms of the financial asset give rise on specified dates to cash flows that are solely payments of principal and interest on the principal outstanding. A financial asset is measured at fair value through net assets/ equity if it is held within the management model whose objective is achieved by both collecting contractual cashflows and selling financial assets and the contractual terms of the financial asset give rise on specified dates to cash flows that are solely payments of principal and interest on the principal amount outstanding. A financial asset shall be measured at fair value through surplus or deficit unless it is measured at amortized cost or fair value through net assets/ equity unless an EOP has made irrevocable election at initial recognition for particular investments in equity instruments.

Subsequent measurement

Based on the business model and the cash flow characteristics, the EOP classifies its financial assets into amortized cost or fair value categories for financial instruments. Movements in fair value are presented in either surplus or deficit or through net assets/ equity subject to certain criteria being met.

Amortized cost

Financial assets that are held for collection of contractual cash flows where those cash flows represent solely payments of principal and interest, and that are not designated at fair value through surplus or deficit, are measured at amortized cost. A gain or loss on an instrument that is subsequently measured at amortized cost and is not part of a hedging relationship is recognized in profit or loss when the asset is de-recognized or impaired. Interest income from these financial assets is included in finance income using the effective interest rate method.

Fair value through net assets/ equity

Financial assets that are held for collection of contractual cash flows and for selling the financial assets, where the assets' cash flows represent solely payments of principal and interest, are measured at fair value through net assets/ equity. Movements in the carrying amount are taken through net assets, except for the recognition of impairment gains or losses, interest revenue and foreign exchange gains and losses which are recognized in surplus/deficit. Interest income from these financial assets is included in finance income using the effective interest rate method.

Trade and other receivables

Trade and other receivables are recognized at fair values less allowances for any uncollectible amounts. Trade and other receivables are assessed for impairment on a continuing basis. An estimate is made of doubtful receivables based on a review of all outstanding amounts at the year end.

Fair value through surplus or deficit

Financial assets that do not meet the criteria for amortized cost or fair value through net assets/ equity are measured at fair value through surplus or deficit. A business model where the EOP manages financial assets with the objective of realizing cash flows through solely the sale of the assets would result in a fair value through surplus or deficit model.

Impairment

The AOP assesses, on a forward-looking basis, the expected credit loss ('ECL') associated with its financial assets carried at amortized cost and fair value through net assets/equity. The EOP recognizes a loss allowance for such losses at each reporting date.

b) Financial liabilities

Classification

The EOP classifies its liabilities as subsequently measured at amortized cost except for financial liabilities measured through profit or loss.

EXECUTIVE OFFICE OF THE PRESIDENT

Annual Reports and Financial Statements for the year ended June 30th, 2025.

h) Inventories

Inventory is measured at cost upon initial recognition. To the extent that inventory was received through non-exchange transactions (for no cost or for a nominal cost), the cost of the inventory is its fair value at the date of acquisition. Costs incurred in bringing each product to its present location and conditions are accounted for, as follows:

- i) Raw materials: purchase cost using the weighted average cost method.
- ii) Finished goods and work in progress: cost of direct materials and labour and a proportion of manufacturing overheads based on the normal operating capacity but excluding borrowing costs.

After initial recognition, inventory is measured at the lower of cost and net realizable value. However, to the extent that a class of inventory is distributed or deployed at no charge or for a nominal charge, that class of inventory is measured at the lower of cost and current replacement cost. Net realizable value is the estimated selling price in the ordinary course of operations, less the estimated costs of completion and the estimated costs necessary to make the sale, exchange, or distribution. Inventories are recognized as an expense when deployed for utilization or consumption in the ordinary course of operations of the *EOP*.

i) Provisions

Provisions are recognized when the EOP has a present obligation (legal or constructive) as a result of a past event, it is probable that an outflow of resources embodying economic benefits or service potential will be required to settle the obligation and a reliable estimate can be made of the amount of the obligation. Where the EOP expects some or all of a provision to be reimbursed, for example, under an insurance contract, the reimbursement is recognized as a separate asset only when the reimbursement is virtually certain. The expense relating to any provision is presented in the statement of financial performance net of any reimbursement.

EXECUTIVE OFFICE OF THE PRESIDENT
Annual Reports and Financial Statements for the year ended June 30th, 2025.

j) Social Benefits

Social benefits are cash transfers provided to i) specific individuals and / or households that meet the eligibility criteria, ii) mitigate the effects of social risks and iii) Address the need of society as a whole. The EOP recognises a social benefit as an expense for the social benefit scheme at the same time that it recognises a liability. The liability for the social benefit scheme is measured at the best estimate of the cost (the social benefit payments) that the EOP will incur in fulfilling the present obligations represented by the liability.

k) Contingent liabilities

The EOP does not recognize a contingent liability but discloses details of any contingencies in the notes to the financial statements, unless the possibility of an outflow of resources embodying economic benefits or service potential is remote.

l) Contingent assets

The EOP does not recognize a contingent asset but discloses details of a possible asset whose existence is contingent on the occurrence or non-occurrence of one or more uncertain future events not wholly within the control of the EOP in the notes to the financial statements. Contingent assets are assessed continually to ensure that developments are appropriately reflected in the financial statements. If it has become virtually certain that an inflow of economic benefits or service potential will arise and the asset's value can be measured reliably, the asset and the related revenue are recognized in the financial statements of the period in which the change occurs.

m) Changes in accounting policies and estimates

The EOP recognizes the effects of changes in accounting policy retrospectively. The effects of changes in accounting policy are applied prospectively if retrospective application is impractical.

n) Employee benefits

Retirement benefit plans

The *EOP* provides retirement benefits for its employees and directors. Defined contribution plans are post-employment benefit plans under which an EOP pays fixed contributions into a separate EOP (a fund), and will have no legal or constructive obligation to pay further contributions if the fund does not hold sufficient assets to pay all employee benefits relating to employee service in the current and prior periods. The contributions to fund obligations for the payment of retirement benefits are charged against income in the year in which they become payable. Defined benefit plans are post-employment benefit plans other than defined-contribution plans. The defined benefit funds are actuarially valued tri-annually on the projected unit credit method basis. Deficits identified are recovered through lump sum payments or increased future contributions on proportional basis to all participating employers. The contributions and lump sum payments reduce the post-employment benefit obligation.

o) Foreign currency transactions

Transactions in foreign currencies are initially accounted for at the ruling rate of exchange on the date of the transaction. At each reporting date, foreign currency monetary items are translated using the closing rate. Non-monetary items measured in historical cost are translated using the exchange rate at the date of the transaction, and those measured at fair value are translated using the exchange rates at the date when the fair value was determined. Exchange differences arising from the settlement of monetary items or translation of monetary/non-monetary items at rates different from those at which they were initially reported are recognized in surplus or deficit in the period.

p) Borrowing costs

Borrowing costs are capitalized against qualifying assets as part of property, plant and equipment. Such borrowing costs are capitalized over the period during which the asset is being acquired or constructed and borrowings have been incurred. Capitalization ceases when construction of the asset is complete. Further borrowing costs are charged to the statement of financial performance.

q) Related parties

The *EOP* regards a related party as a person or an MDA with the ability to exert control individually or jointly, or to exercise significant influence over the *EOP* or vice versa. Members of key management are regarded as related parties and comprise *the directors, the CEO and senior managers*.

r) Service concession arrangements

The EOP analyses all aspects of service concession arrangements that it enters into in determining the appropriate accounting treatment and disclosure requirements. In particular, where a private party contributes an asset to the arrangement, the EOP recognizes that asset when, and only when, it controls or regulates the services the operator must provide together with the asset, to whom it must provide them, and at what price.

In the case of assets other than 'whole-of-life' assets, it controls, through ownership, beneficial entitlement or otherwise – any significant residual interest in the asset at the end of the arrangement. Any assets so recognized are measured at their fair value. To the extent that an asset has been recognized, the EOP also recognizes a corresponding liability, adjusted by a cash consideration paid or received.

s) Cash and cash equivalents

Cash and cash equivalents comprise cash on hand and cash at bank, short-term deposits on call and highly liquid investments with an original maturity of three months or less, which are readily convertible to known amounts of cash and are subject to insignificant risk of changes in value. Bank account balances include amounts held at the Central Bank of Kenya and at various commercial banks at the end of the financial year.

t) Comparative figures

In preparing these financial statements, the EOP has elected to apply paragraph 79 of IPSAS 33, which allows for the election by an EOP to present one statement of financial performance, one statement of cash flow, one statement of net assets and the statement of financial position and an opening statement of financial position as at the time of first-time adoption of the accrual basis of accounting.

u) Subsequent events

There have been no events subsequent to the financial year end with a significant impact on the financial statements for the year ended June 30th, 2025.

5. Significant Judgments and Sources of Estimation Uncertainty

The preparation of the EOP's financial statements in conformity with IPSAS requires management to make judgments, estimates and assumptions that affect the reported amounts of revenues, expenses, assets and liabilities, and the disclosure of contingent liabilities, at the end of the reporting period. However, uncertainty about these assumptions and estimates could result in outcomes that require a material adjustment to the carrying amount of the asset or liability affected in future periods. State all judgements, estimates and assumptions made:

Estimates and assumptions

The key assumptions concerning the future and other key sources of estimation uncertainty at the reporting date, that have a significant risk of causing a material adjustment to the carrying amounts of assets and liabilities within the next financial year, are described below. The EOP based its assumptions and estimates on parameters available when the consolidated financial statements were prepared. However, existing circumstances and assumptions about future developments may change due to market changes or circumstances arising beyond the control of the EOP. Such changes are reflected in the assumptions when they occur. IPSAS 1.140.

Useful lives and residual value

The useful lives and residual values of assets are assessed using the following indicators to inform potential future use and value from disposal:

- a) The condition of the asset based on the assessment of experts employed by the EOP.
- b) The nature of the asset, its susceptibility and adaptability to changes in technology and processes.
- c) The nature of the processes in which the asset is deployed.
- d) Availability of funding to replace the asset.
- e) Changes in the market in relation to the asset

Provisions

Provisions were raised and management determined an estimate based on the information available. Additional disclosure of these estimates of provisions is included in Note 40.

Provisions are measured at the management's best estimate of the expenditure required to settle the obligation at the reporting date, and are discounted to present value where the effect is material.

EXECUTIVE OFFICE OF THE PRESIDENT
Annual Reports and Financial Statements for the year ended June 30th, 2025.

6. Transfers from Exchequer

Nature of transfer	Amount recognized to Statement of Financial performance	Amount deferred under deferred income	Total transfers Period ended 30 th June 2025
	Kshs	Kshs	Kshs
Recurrent	4,546,162,672	-	4,546,162,672
Development	25,706,472	-	25,706,472
Total	4,571,869,144	-	4,571,869,144

7. Other Incomes

Description	2024/2025
	Kshs
Administrative fees and charges	18,853,227
Total other income	18,853,227

8. (a) Employee Costs

Description	2024/2025
	Kshs
Basic salaries of permanent employees	928,462,081
Basic wages of temporary employees	8,808,000
Personal allowances – part of salary	738,455,995
Employer contributions to compulsory national health insurance schemes	32,887,875
Employee costs	1,708,613,950

8.(a.) Employee Costs (adjustment to cashflows)

Description	2024/2025
	Kshs
Basic salaries of permanent employees	928,509,797
Basic wages of temporary employees	8,808,000
Personal allowances – part of salary	738,455,995
Employer contributions to compulsory national health insurance schemes	32,887,875
Employee costs	1,708,661,667

EXECUTIVE OFFICE OF THE PRESIDENT
Annual Reports and Financial Statements for the year ended June 30th, 2025.

9. (a) Use of Goods and Services

10. 9. Use of Goods and Services

DESCRIPTION	IFMIS LEDGER	PENDING BILLS INCURRED AND NOT PAID DURING THE FINANCIAL YEAR	PENDING BILLS PAID DURING THE FINANCIAL YEAR	ADJUSTED USE OF GOODS AND SERVICES
	Kshs.	Kshs.	Kshs.	Kshs.
Utilities, supplies and services	29,749,463	-	-	29,749,463
Communication, supplies and services	28,114,444	2,911,000	(6,029,942)	24,995,502
Domestic travel and subsistence	222,583,081.80	11,853,370	(13,142,832)	221,293,620
Foreign travel and subsistence	49,504,334.04	19,012,191	(6,353,840)	62,162,685
Printing, advertising, and information supplies & services	18,064,852	167,400	(2,992,184)	15,240,068
Rentals of produced assets	308,022,576	71,600,493	(68,120,664)	311,502,405
Training expenses	39,061,573.30		(2,920,381)	36,141,192
Hospitality supplies and services	251,215,318.50	18,359,826	(33,310,815)	236,264,329
Insurance costs	2,015,225	-	-	2,015,225
Specialized materials and services	229,792,505		(108,011,570)	121,780,935
Office and general supplies and services	70,275,594	9,532,000	(870,300)	78,937,294
Fuel Oil and Lubricants	67,524,148	3,588,494	(5,610,514)	65,502,128
Other operating expenses	1,261,647,240	2,470,974	(74,291,011)	1,189,827,204
Routine maintenance – vehicles and other transport equipment	50,803,968	-	(15,591,333)	35,212,634
Routine maintenance – other assets	23,089,947	5,491,920	(22,855,687)	5,726,181
Refurbishment of Buildings	12,496,370	-	-	12,496,370
Rehabilitation and Renovation of Plant, Machinery and Equipment	2,499,500	-	-	2,499,500
Research Feasibility Studies	11,935,810	11,555,390	-	23,491,200
Total Use of Goods and Services	2,678,395,949	156,543,059	(360,101,073)	2,474,837,934

EXECUTIVE OFFICE OF THE PRESIDENT
Annual Reports and Financial Statements for the year ended June 30th, 2025.

11. Other Grants and Subsidies

Description	2024/2025
	Kshs
Scholarships and other educational benefits (KESSULO)	30,600,000
Total Grants and Subsidies	30,600,000

12. Social Benefits

Description	2024/2025
	Kshs
Government pension and retirement benefits	12,886,670
Total social benefit expenses	12,886,670

13. (a) Cash and Cash Equivalents

Description	2024/2025	Opening statement 1 st July 2024
	Kshs	Kshs
Recurrent Account	70,791,720	3,599,723
Development Account	-	66,946
Deposits Account	201,256,720	263,806,833
Total	272,048,440	267,473,502

12 (b) Detailed Analysis of the Cash and Cash Equivalents

Financial Institution	Account number	2024/2025	Opening statement 1 st July 2024
		Kshs	Kshs
Recurrent Account		70,791,720	3,599,723
CBK001	1000181354		
Development Accounts		-	66,946
CBK002	1000181583		
Deposits Accounts		201,256,720	263,806,833
CBK003	1000181947		
Revenue Account		-	-
CBK004	1000761528	-	-
Sub- Total		-	-
Grand Total		272,048,440	267,473,502

This is the closing and opening balances as per cash on hand and bank statements.

EXECUTIVE OFFICE OF THE PRESIDENTAnnual Reports and Financial Statements for the year ended June 30th, 2025.**14. Property, Plant, and Equipment**

	Motor vehicles	Furniture and fittings	Computers & ICT Equipment	Total
Depreciation Rate	10-16.67%	12.5%	33.3%	
Cost	Kshs	Kshs	Kshs	Kshs
Opening Bal as 1 st July 2024	-	-	-	
Additions	28,980,500	60,405,866	-	89,386,366
As At June 2025				
Depreciation And Impairment	-	-	-	-
Depreciation	-	-	-	-
As At				
Net Book Values				
Opening Bal as at 1 st July 2024				
As At June, 2025	28,980,500	60,405,866	-	89,386,366

14(b) Intangible Assets

Description	Period ended 30 June 2025
	Kshs
Cost	
At beginning of the period	-
Add: Additions	28,424,000
Less: Disposal	-
At end of the period	28,424,000
Amortization and impairment	-
At beginning of the period	-
Amortization	-
At end of the period	-
Impairment loss	-
At end of the period	-
NBV	28,424,000

EXECUTIVE OFFICE OF THE PRESIDENT
Annual Reports and Financial Statements for the year ended June 30th, 2025.

Valuation

Items of PPE are valued at Historical cost at the point of recognition in the financial statements. Where historical cost is not available or the item has been acquired at, PPE has been valued at the current operational value which is the amount the MDA would pay for the remaining service potential of an asset at the measurement date.

15. Trade and Other Payables

Description	2024/2025	Opening Statement 1 st July 2024
	Kshs	Kshs
Trade payables	173,061,275	376,619,289
Payments received in advance	-	-
Employee payables	-	-
Third-party payments	-	-
Other payables PPE payables	28,424,000	-
Total trade and other payables	201,485,275	376,619,289

Ageing analysis: (Trade payables)	2024/2025	% of the Total	1 st July 2024	% of the Total
Under one year	184,967,059	92%	350,844,483	93%
1-2 years	16,518,216	8%	25,773,806	7%
2-3 years				
Over 3 years				
Total	201,485,275	100%	376,619,289.30	100%

EXECUTIVE OFFICE OF THE PRESIDENT

Annual Reports and Financial Statements for the year ended June 30th, 2025.

16. Refundable Deposits and Prepayments

Description	2024/2025		Opening Statement 1 st July 2024	
	Kshs		Kshs	
Customer deposits	13,556,242		73,860,069	
Prepayments	-		-	
Contractual Retention Money	187,700,478		189,946,764	
Total deposits	201,256,721		263,806,833	
Ageing analysis: (Refundable deposits)	2024/2025	% of the Total	1st July 2024	% of the Total
Under one year		7%	-	
1-2 years	13,556,242	%	50,199,013	19%
2-3 years		%	15,658,770	5%
Over 3 years	187,700,479	93%	197,949,050	75%
Total	201,256,721	100%	263,806,833	100%

17. Increase/ Decrease Receivables from Non exchange Transactions

Description	2024/2025		Opening Statement 1 st July 2024	
	Kshs		Kshs	
Salary Advance	225,850		178,133	
Other Debtors - Unspent AIE	-		107,885,107	
Net changes	225,850		108,063,240	

18. Increase / Decrease in Retentions and Third-Party Deposits

Description	2024/2025	
	Kshs	
Deposits and Retentions as at 1 st July (A)	263,806,833	
Deposits and Retentions as at 30 th June (B)	201,256,721	
Net Changes in Cashflow statement	62,550,112	

19. Receivables from Non exchange transactions

Description	2024/2025	
	Kshs	
Other Debtors (Unspent AIE)	107,885,107	
Recurrent Account Balance as cut off	3,599,723	
Development Account as ast cut off	66,946	
Net Changes in Cashflow statement	111,551,776	

20.PROPERTY PLANT AND EQUIPMENT

Description	Motor vehicles	Furniture		Totals
Cost	28,980,500	60,405,866		89,386,366
As at 30th June 2025	28,980,500	60,405,866		89,386,366

21.Cash Generated from Operations

	2024/2025
	Kshs
Surplus for the year before tax	363,783,817
Adjusted for:	
Depreciation and amortization expense	-
Contribution to impairment allowance	-
Working capital adjustments	-
Increase in inventory	-
Increase in receivables- Salary Advance	(47,716)
Increase in deferred income	-
Decrease in payables- Pending Bills	(203,558,014)
Increase in payments received in advance	-
Net cash flow from operating activities	160,178,086

22. Going Concern

In preparing the 2024/25 financial statement the Executive Office of the President has assessed the it's ability to continue as a going concern. Though the office's current liabilities were more than the current assets, this was occasioned by the accrual of Nairobi Metropolitan Services(NMS) pending bills amounting to Kshs. 13,454,938,564, the office is much aware of the status.

The Executive Office of the President has assurance of continuous funding by the Government of Kenya through the National Treasury. Nothing has come to the attention of the management to indicate that the Executive Office of the President will not remain as a going concern for at least the next twelve (12) months.

EXECUTIVE OFFICE OF THE PRESIDENT
Annual Reports and Financial Statements for the year ended June 30th, 2025.

18.Related Party Disclosures

Nature of related party relationships

Entities and other parties related to the *EOP* include those parties who have ability to exercise control or exercise significant influence over its operating and financial decisions. Related parties include management personnel, their associates and close family members.

Government of Kenya

The Government of Kenya is the principal shareholder of the *EOP* holding 100% of the *EOP*'s equity interest. The Government of Kenya has provided full guarantees to all long-term lenders of the *EOP*, both domestic and external.

Other related parties include:

- i) The Office of Chief of Staff and Head of the Public Service.
- ii) County Governments
- iii) Other SCs and SAGAs
- iv) International partners.
- v) Key management.
- vi) Board of directors.
- vii) MDAs
- viii) Private Sector

The Executive Office of the President did not have transactions with the above related parties to report in this Annual Report and Financial Statements for the year ended 30th June 2025

EXECUTIVE OFFICE OF THE PRESIDENT
Annual Reports and Financial Statements for the year ended June 30th, 2025.

19.Events after the Reporting Period

There were no material adjusting and non- adjusting events after the reporting period.

20.Ultimate And Holding MDA

The Executive Office of The President is ultimate parent is the Government of Kenya.

21.Currency

This Annual Report and Financial Statements are presented in Kenya Shillings (Kshs).

EXECUTIVE OFFICE OF THE PRESIDENT

Annual Reports and Financial Statements for the year ended June 30th, 2025.

19. Appendix

Appendix 1: Implementation Status of Auditor-General’s Recommendations

The following is the summary of issues raised by the external auditor, and management comments that were provided to the auditor.

Reference No. on the external audit Report	Issue / Observations from Auditor	Management comments	Status: (Resolved / Not Resolved)	Timeframe: (Put a date when you expect the issue to be resolved)
167	<p>Pending Bills- The National Assembly recommended that the Accounting Officer must at all times ensure that pending bills are settled as first charge in subsequent financial year when preparing estimates of expenditure and revenues of the entity in conformity with the strategic plan pursuant to the provisions of Section 68(2) (h) of the Public Finance Management Act, 2012</p>	<p>The Management submitted that the Pending Bills of Kshs. 5,349,989,714 constituted of bills from State House (Kshs. 179,425,990) Office of the Deputy President (Kshs. 472,342,195) Cabinet Affairs Office (Kshs. 416,800) and Nairobi Metropolitan Service (Kshs. 4,697,804,729). Out of the Kshs. 5,349,989,714 an amount of Kshs. 2,679,419,094 has since been settled leaving a balance of Kshs. 2,670,570,620. Following the appointment of Pending Bills Verification Committee by The National Treasury, the balance of Kshs. 2,670,570,620 is subject to verification by the Committee. The Office shall take action upon recommendations by the indicated Committee.</p>	Partially Resolved	30 th June 2026



.....
Mr Arthur Amug Osiya, CBS

Accounting Officer

EXECUTIVE OFFICE OF THE PRESIDENT

Annual Reports and Financial Statements for the year ended June 30th, 2025.

Reference No. on the external audit Report	Issue / Observations from Auditor	Management comments	Status
168.1	Construction and Equipping of Health Facilities-Documentation on the contract extension not provided.	Documents relating to the contract extension have been provided.	Special audit not yet done.
168.2	Irregular Procurement of Street Lights	Explanation has been provided	Resolved
168.3	Incomplete Construction of Kamitha Road	No payment was made to the contractor by the time of the report	Awaiting clearance from pending bills.
168.4	Lack of contract extension for water sewer Extensions and Street Lighting	Contact extension has already been provided	Resolved
168.5	Incomplete Rehabilitation of Jevanje Park	This was due to lack of funds and the project has been reverted back to NCCG	Special audit yet to be done.



.....
Mr Arthur Amug Osiya, CBS
Accounting Officer

EXECUTIVE OFFICE OF THE PRESIDENT

Annual Reports and Financial Statements for the year ended June 30th, 2025.

Appendix II: Projects implemented by EOP

Project title	Project Number	Donor	Period/ duration	Donor commi tment	Separate donor reporting required as per the donor agreement (Yes/No)	Consolidated in these financial statements (Yes/No)
Kenya - EU Partnership on National Strategy to Counter terrorism	Donor project code: 505080 GOK Budget Code; 1011101601	European Development Fund (EDF/EEC	3 Years	185.00	25.71	DONOR -
1011101000 General Works- Refurbishment of Harambee House Main	336.50	118.10	35.10%	-	-	GOK

Project	Total project Cost	Total expended to date	Completion % to date	Budget in FY2024/25	Actual in FY2024/25	Sources of funds
1011101100 National Fund for the Disabled of Kenya	3240.9	2210.8	68.22%	-	-	GOK
1011101800 Directorate of Resource Survey and Remote Sensing	1091	227.1	20.82%	-	-	GOK
1011104100 Modernization of Press & Refurbishment of Buildings at GP	12512	981.7	7.85%	-	-	GOK
1011101600 Kenya - EU Partnership on National Strategy to Counter terrorism	697.4	25.71	3.69%	185.00	25.71	DONOR - European Development Fund (EDF/EEC

EXECUTIVE OFFICE OF THE PRESIDENT**Annual Reports and Financial Statements for the year ended June 30th, 2025.****Appendix III: Fixed Asset Register**

Asset class	Historical Cost b/f (Kshs) Previous Year	Additions during the year (Kshs)	Disposals during the year (Kshs)	Transfers in/(out) during the year	Historical Cost c/f (Kshs) Current Year 2024/2025
Construction of Buildings	-	-	-	-	-
Transport Equipment	-	28,980,500	-	-	-
Office equipment, furniture and fittings	-	60,405,866	-	-	-
Machinery and Equipment	-	-	-	-	-
Overhaul of Vehicles and Transport Equipment	-	-	-	-	-
Purchase of Furniture	-	-	-	-	-
Infrastructure Assets , Roads and Rails	-	-	-	-	-
Renovation of Plant	-	-	-	-	-
Total	-	89,386,366	-	-	-

Note

The valuation of Assets is ongoing. The asset and liability management unit is still in the process of carrying out its report on the valuation of the entity's assets.

EXECUTIVE OFFICE OF THE PRESIDENTAnnual Reports and Financial Statements for the year ended June 30th, 2025.**Appendix VI: Reporting of Climate Relevant Expenditures**

Project Name	Project Description	Project Objectives	Project Activities	Kshs. (Millions)				Source Of Funds	Implementing Partners
				Q1	Q2	Q3	Q4		
Tree planting	Presidential directive	Planting 15 billion trees by the year 2032	Tree planting activities in Kenya Wildlife Service Headquarters, Administration Police Training College, Embakasi Garrison in Nairobi County as well as Chepalungu Forest in Bomet County, Chogoria Forest and Kiera Hill Forest in Thara Nithi County.	1	2.5	2	2	GOK	Private Sector International Partners

ANNEX 1

PENDING

ACCOUNTS

PAYABLE

PENDING BILLS FINANCIAL YEAR 2024/2025

PAYEE	EXPEPENDITURE TYPE	NATURE OF SUPPLY	AMOUNT
			FY 2024/2025
M/S TRAWELL COMPANY LIMITED	Air ticket - Local	Air tickets for officers-Local	825,670.00
M/S TRAWELL COMPANY LIMITED	Air ticket - Local	Air tickets for officers-Local	476,450.00
M/S FLIGHT CENTRE TRAVEL LTD	Air ticket - Local	Air ticket for officer-Local	58,730.00
M/S LISALI AGENCIES LLP	Air ticket - Local	Air ticket for officer-Local	173,700.00
M/S SKY TOUCH TRAVEL & TOURS AGEN	Air ticket - Local	Air tickets for officers-Local	2,920,920.00
M/S FLY SMOOTH TOURS AND TRAVEL C	Air ticket - Local	Air tickets for officers-Local	229,940.00
M/S FLIGHT CENTRE TRAVEL LTD	Air ticket - Local	Air ticket for officer-Local	117,915.00
M/S SKY TOUCH TRAVEL & TOURS AGEN	Air ticket - Local	Air tickets for officers-Local	1,227,265.00
FLIGHT CENTER OF TRAVEL LIMITED	Air ticket - Local	Air tickets for officers-Local	331,725.00
Emela Safaris and Travel ltd	Air ticket - Local	Air tickets for officers-Local	1,739,055.00
Sharuh Tours and Travel Ltd	Domestic Air Travel	Air tickets for officers-Local	385,000.00
Sharuh Tours and Travel Ltd	Domestic Air Travel	Air tickets for officers-Local	1,026,000.00
Sharuh Tours and Travel Ltd	Domestic Air Travel	Air tickets for officers-Local	2,341,000.00
GRATO TRAVELS	Air ticket -Foreign	Return air ticket -Foreign	1,798,640.00
M/S TRAWELL COMPANY LIMITED	Air ticket -Foreign	Air tickets for officers-Foreign	5,540,151.00
M/S FLIGHT CENTRE TRAVEL LTD	Air ticket -Foreign	Air tickets for officers-Foreign	2,393,805.00
M/S FLY SMOOTH TOURS AND TRAVEL C	Air ticket -Foreign	Air tickets for officers-Foreign	1,456,500.00
FLIGHT CENTER OF TRAVEL LIMITED	Air ticket -Foreign	Airtickets to New york	2,327,685.00
Lordstown travel	Air ticket -Foreign	Airticket to new Delhi	956,610.00
Lordstown travel	Air ticket -Foreign	Airticket to London TOBEO	400,200.00
MS RIOGLOBAL AGENCIES	Air ticket -Foreign	AIR TICKET	3,061,300.00
MS RIOGLOBAL AGENCIES	Air ticket -Foreign	AIR TICKET	903,600.00
MS RIOGLOBAL AGENCIES	Air ticket -Foreign	AIR TICKET	173,700.00
KEVWINY AGENCIES LTD	Airtime	SUPPLY OF SAFARICOM CALLING CARDS	2,911,000.00
R H DEVANI LTD	Fuel	SUPPLY AND DELIVERY OF FUEL	3,588,494.00
EAC CLOSE BUSINESS	Hospitality	SUPPLY & DELIVERY OF MILK AND WATER	98,700.00
KICC	Hospitality	PROVISION OF CONFERENCE FACILITIES	129,084.06
EAC CLOSE BUSINESS	Hospitality	SUPPLY & DELIVERY OF MILK AND WATER	145,600.00
HENRIQ ENTERPRISES	Hospitality	SUPPLY & DELIVERY OF MILK AND WATER	205,770.00
EAC CLOSE BUSINESS	Hospitality	SUPPLY & DELIVERY OF MILK AND WATER	682,080.00
LAKE NAIVASHA	Hospitality	PROVISION OF CONFERENCE FACILITIES	2,025,000.00
BOMAS OF KENYA LTD	Hospitality	PROVISION OF CONFERENCE FACILITIES	2,553,392.00
COLLEGE OF INSURANCE	Hospitality	PROVISION OF CONFERENCE FACILITIES	3,238,500.00
KSG EMBU	Hospitality	Conference Facillity	1,181,449.10
KSG	Hospitality	BCLB board Meeting - 13TH-14TH SEPTEMBER	363,000.00
Maanzani Lodge	Hospitality	Meeting and conferencing	660,000.00
KICD	Hospitality	Meeting and conferencing	120,460.00
KICC	Hospitality	Conference facility	422,385.00
BOMAS OF KENYA LTD	Hospitality	Conference facility	907,100.00
BOMAS OF KENYA LTD	Hospitality	Conference facility	907,100.00
BOMAS OF KENYA LTD	Hospitality	Conference facility	1,127,868.00
BOMAS OF KENYA LTD	Hospitality	Conference facility	1,241,200.00
BOMAS OF KENYA LTD	Hospitality	Conference facility	1,241,200.00
BOMAS OF KENYA LTD	Hospitality	Conference facility	1,257,440.00
BOMAS OF KENYA LTD	Hospitality	Conference facility	1,317,760.00
BOMAS OF KENYA LTD	Hospitality	Conference facility	6,119,464.00
BOMAS OF KENYA LTD	Hospitality	Conference facility	1,493,400.00
Jepco Services & renovators ltd	Cleaning	supply cleaning Services April-June 2025	1,235,487.00
Jepco Services & renovators ltd	Cleaning	supply cleaning Services January-March 2025	1,235,487.00
HENRIQ ENTERPRISES	Newspapers	Supply of Newspapers	167,400.00
PRISTIM SUPPLIES LIMITED	Refurbishment	REFURBISHMENT HARAMBEE HOUSE	3,563,490.00
Gimco Ltd	Rent	Outstanding Rent owed by EOP and Cabinet A	71,600,493.00
DALTON ENTERPRISES	SERVICE AND MAINTENANCE OF F	SERVICE AND MAINTENANCE OF HANS GROH	911,750.00
ATLANTA ENGINEERING BACKUPS	SERVICE AND MAINTENANCE OF F	SERVICE AND MAINTENANCE OF SPEED MAST	1,794,500.00
MACDAVID ENGINEERING SERVICES	SERVICE AND MAINTENANCE OF F	SERVICE AND MAINTENANCE OF TIMSON MA	1,598,366.00
Copy Cat Limited	Maintanance	Servicing of photocopier November 2024- Jan	211,444.80

MFI Document Solutions ltd	Maintanance	Servicing of photocopier November 2024- Jan	391,730.00
Copy Cat Limited	Maintanance	Servicing Photocopier April- June 2025	422,889.60
Copy Cat Limited	Maintanance	Servicing Photocopier	161,240.00
TATARA ENTERPRISES PARTNERSHIP	Stationary	SUPPLY OF SHREDDERS	521,000.00
PASCOM DIGITAL	Stationary	COMPUTER STATIONARY	1,320,000.00
INTERMASS TECHNOLOGIES	Equipment	SUPPLY MEDIUM DUTY PRINTER	1,100,000.00
AFRO-KENT OFFICE EQUIPMENT	Laptops	SUPPLY OF CORPORATE ANTI-VIRUS AND LAP	1,190,040.00
AFRO-KENT OFFICE EQUIPMENT	Laptops and Computers	SUPPLY LIGHT DUTY LAPTOPS AND PRINTERS	4,735,350.00
INTERMASS TECHNOLOGIES	Laptops and Computers	SUPPLY DESKTOP COMPUTERS	4,530,000.00
RAHTOM LOGISTICS	Furniture	SUPPLY OF CHAIRS	806,000.00
MAXICOM MEDIA SERVICES	Stationary	SUPPLY AND DELIVERY OF TONER CATRIDGE	832,000.00
ZUPHINAC LTD	stationary	SUPPLY OF CONQUER CLEAR MOVE SIZE	4,400,000.00
ZUPHINAC LTD	stationary	SUPPLY OF CONQUER CLEAR MOVE SIZE	2,200,000.00
MANJA BUSINESS	stationary	SUPPLY OF BUFFMANILLA BOARD SIZE	2,100,000.00
MAXICOM MEDIA SERVICES	Systems Installation	SUPPLY AND DELIVERY OF RESOURCE PLANNI	28,424,000.00
Kenyas School of Governemnt	TRAINING	TRAINING ON FOREIGN TRAVELS	1,229,600.00
Totals			201,485,274.56

HISTORICAL PENDING BILLS SUBMITTED TO PBVC (NMS)			
S.NO	SUPPLIER/CONTRACTOR	Nature Of Goods/Services	AMOUNT KSHS
1	Labique Supplies	Supply of Non-Phamaceticals	19,500
2	Bioquest Kenya Ltd	Supply of Non Pharmaceuticals	45,800
3	Kirt and Hemp LTD	Supply of Non Pharmaceuticals	47,250
4	Insta labs East Africa Ltd	Supply of Non Pharmaceuticals	63,620
5	Wiskim Investments LTD	Supply of assorted food items	97,500
6	Carry Ventures	Supply of medical Records	130,200
7	Marianna limited	Supply of Food Stuffs	132,000
8	Allmed Medical Supplies	Supply of Non-Pharmaceuticals	143,040
9	Shelulu Investments	Supply of Padlocks	144,000
10	Brighthon Phamaceticals Ltd	Supply of Non Pharmaceuticals	160,000
11	The Rhelend Enterprises	Supply and Delivery of Sterilization Pouches	181,200
12	Dalton Enterprises EA LTD	Supply of food items	203,475
13	Maximed Africa Ltd	Non-Phamaceticals	205,088
14	Likutam Supplies Ltd	Supply of Non Pharmaceuticals	205,800
15	Dantech Motors LTD	Supply of Assorted Moror Vehicle Spare parts	206,850
16	Gremasi Stores	Supply of Non Pharmaceuticals	209,000
17	Pulsar Technicals	Supplies of Non Pharmaceuticals	234,000
18	Kompowers Investments	Supply of Non Pharmaceuticals	250,000
19	Elik Printers & Stationery Co. Ltd	Supply of Non Pharmaceuticals	250,000
20	RAIB General Trading	Supply of Assorted cutting Disks	256,100
21	Edmo General Supplies	Non-Phamaceticals	267,150
22	Bluebell LTD	Supply and Delivery of Door Locks	274,500
23	Wisetech enterprises	supply of steel cabinets	296,000
24	Bioquest Kenya Ltd	Supply of Non-Phamaceticals	300,800
25	Wisetech Enterprises	Supply of Orthoepedic Chairs	308,000
26	Kenya Power and Lighting Company	Supply of Electricity	316,594
27	Joytag Entreprises	supply of Service parts	318,180
28	Mfi documents solutions ltd	supply of maintenance kit	324,437
29	Maya Tech Generals Enterprises LTD	Supply of Identification Bands	336,000
30	Manchester Outfitters Limited	Supply of Badges	348,000
31	Dalton Enterprises EA LTD	Supply and Delivery of Onions	390,240
32	New KCC	Supply of Fresh Milk and plain Mala	397,320
33	Shanny Enterprises	Supply of Food Rations	400,000
34	Roel Agencies	Supply of Laundry Powder and Top Wash Boo	401,500
35	Dalton Enterprises EA LTD	Supply of Bread and Blueband	405,950
36	Smatts Medical Systems LTD	Supply and Delivery of Non Pharmaceuticals	406,000
37	AGS Kenya Ltd	Supply of Non Pharmaceuticals	422,600
38	Kiblo Ltd	Supply of milk	486,000
39	Laser Chemicals International	Supply of Cleaning Reagents	510,000
40	Bioquest Kenya Ltd	Supply of Non Pharmaceuticals	553,200
41	Mopic Media	Supply and Delivery of Newspapers	565,500
42	Ellex Precision LTD	Supply of Non Pharmaceuticals	565,640
43	First Crystal Solutions	Supply of Sugar and Tea leaves	568,500
44	Richfield Scion Global Solution	Supply of Stationery	613,806
45	Osob Agencies	Supply of Non Pharmaceuticals	618,000
46	Highridge Phamaceticals	Supply of Non Pharmaceuticals	619,000
47	Remork LTD	Supply of Curtains	652,300
48	BioQuest Kenya LTD	Supply of Non Pharmaceuticals	670,560
49	Faiche links Enterprises	Assorted Hardware Items	672,010

50	Shelulu Investment Ltd	Supply of Non Pharmaceuticals	690,000
51	Vana Investment LTD	Supply of assorted food items	693,000
52	Ace Phamaceticals Ltd	Supply of Non Pharmaceuticals	699,200
53	Great Laboratory & Chemical Supplies	Supply of Non Pharmaceuticals	708,690
54	Geormart Trading Company	Supply of Quarry Dust	750,000
55	Global Polltraxe Consults LTD	Supply of Non Pharmaceuticals	756,000
56	Ventureline Enterprises LTD	Supply of Laboratory Items	800,500
57	Traden Ltd	Supply of Non Pharmaceuticals	825,930
58	Elibosi Entepriises	Supply of pocket files	870,000
59	Intramark Africa Ltd	Supply of chainlink, Ballast and sand	890,820
60	Nyakenya Suppliers	Supply of assorted hospital funitures	892,000
61	Isuzu East Africa LTD	Supply of Servicing Parts	892,058
62	Virson General Supplies	Supply of Furnitures	892,300
63	Nelka Regional Ventures Ltd	Supply of protective coveralls	900,000
64	Elton Designss Ltd	Supply of assorted food items	911,800
65	Caryvette Company LTD	Supply and Delivery of Lab Reagents	917,750
66	Lisherdan General Supplies	Supply of office furniture	958,000
67	Paw Commercial Services	Supply and and Delivery of Tool Kits	984,800
68	Colour International	Supply of Ultra Sound, Gel, Paper, Drystar	1,189,000
69	Awad Auto Ltd	Supply of food and rations	1,232,900
70	Elik Printers & Stationery Co. Ltd	Supply of Non Pharmaceuticals	1,215,260
71	Welma Agencies	Spare parts	1,255,000
72	Angicha Agencies	Supply and Delivery of Spare Parts	1,270,321
73	Tropical HealthCare LTD	Supply of Maize and Wimbi Flour	1,320,039
74	Primetec General Merchants	Supply of Assorted Stationery	1,348,600
75	SB/037/013/2021	Supply of Motor Vehicle Batteries	1,399,182
76	Esrinnet Ventures LTD	Supply of furniture	1,405,900
77	Lucky entrepriises	supply of assorted automobile parts	1,527,100
78	Trans-africa Motors Ltd	supply of servicing elements	1,564,608
79	Vimkas Enterprises LTD	Supply of Office Furniture and Equipment	1,619,400
80	Reale Office Supplies	Supply of Furniture	1,628,000
81	Appex Green Investments LTD	Supply of Non Pharmaceuticals	1,669,000
82	Marstone Investment	Supply of Non Pharmaceuticals	1,689,000
83	Laser Technologies Ltd	Supply of Non Pharmaceuticals	1,746,850
84	Afro kent Office Equipment	Supply of laptop computers	1,829,190
85	Mainscott Ventures	Supply of Motor Vehicle Spare Parts	2,275,000
86	Gilberto Tecks LTD	Supply of Assorted Spares	2,394,000
87	Lajoy Investments LTD	Supply of spare parts	2,398,000
88	Joflosta Investments	Supply of Tonner Cartridges	2,577,900
89	Isopharm Pharmaceuticals	Supply of Non Pharmaceuticals	2,602,000
90	Afro kent Office Equipment	Supply of desk top	2,660,640
91	Lucky Enterprises	Supply of Breather Elements	2,666,000
92	Eros Company LTD	Supply of Cement	2,728,900
93	Philna investment	Supply of spare parts	2,749,700
94	Digital Mara LTD	Supply and Delivery of Public Address	2,780,000
95	Modern Business Solutions	Supply of Assorted Motor Vehicle Spare Parts	2,788,950
96	Terak General Supplies	Non-Phamaceticals	2,822,000
97	Vibrant Solutions	Fibre Installations	2,910,440
98	Hersen Trading Kenya LTD	Supply and Delivery of Body Works Materials	2,912,430
99	Helta Ltd	Supply of Non Pharmaceuticals	2,931,441
100	Sunfold Investment Ltd	Supply of Assorted Stationery	2,939,500
101	Integrated Supplies and Consultancy	Supply of Surveillance System, materials for G	2,966,700
102	Amesh Ventures	Supply of spare parts	2,967,000

103	Liram Trading Company	Supply of Non Pharmaceuticals	2,998,514
104	Tosawa General Supplies	Supply of Non Pharmaceuticals	3,117,550
105	Akinsha Enterprises	Supply and Delivery of Assorted Foods	3,228,000
106	Manchester Outfitters Ltd	Supply of Rain Coats, Safety boots	3,430,000
107	Najelyne Enterprises Ltd	Supply of Fresh milk	3,621,600
108	Kenya Meat Commision	Supply of Fresh Meat	4,100,000
109	Motonguvu EA LTD	Supply of Electrical Items	4,520,000
110	Upseat Solutions Enterprises	Supply of flag Pennels	4,536,000
111	Perspective Health Care LTD	Supply of Non Pharmaceuticals	4,552,980
112	Cam link LTD	Supply of Murram	5,230,000
113	Saratonia Enterprises	Supply of Construction Materials	5,600,000
114	Upseat Solutions Enterprises	Supply of Flag Mast Poles/Black Pipes	5,670,000
115	Upstream Sinedel Enterprises	Supply of Hospital Furniture	5,739,760
116	Ledmatix Ltd	Supply of 20ATimers	5,779,000
117	Thames Electricals LTD	Supply of Electrical Items	5,960,000
118	Siya Trading Limited	Supply of delivery of electical cables	7,230,000
119	Sohn and Soul Technologies	Supply of Desktop Computers	7,463,500
120	MYMAC Company LTD	Supply of Jute Sacks/Gunny Bags	7,500,000
121	Equip Agencies LTD	Supply of hot applied Rubberized Asphalt	7,800,000
122	Fena Africa Ltd	Lubricants	8,245,350
123	Fidelity Telecommunication Services LTD	Supply of Earth Leakage Circuit Breakers	8,782,500
124	LEDMATIX LTD	Supply of Contactors	9,434,000
125	Wayfair Enterprises LTD	Food and rations	9,643,200
126	Akinsha Enterprises	Supply of Boulder Stones	10,500,000
127	Peleko Enterprises	Supply of Foodstuffs	11,167,500
128	Unicom LTD	Supply of treated Fencing Poles	13,600,000
129	Protetta Holdings	Supply of hardcore Tonnes	13,605,000
130	Akinsha Enterprises	Supply of Assorted Foodstuffs	14,880,000
131	Rabken Trading Company LTD	Supply of 40 AMPs, DP Contractors	16,860,000
132	Esrinnet Ventures LTD	Supply of Tyres	16,896,200
133	Mustral General Traders LTD	Supply of Tyres	16,948,171
134	Escrinnet Ventures LTD	Supply of Tyres	17,374,300
135	CDN Solutions LTD	Supply of Asphalt/ Bitumen	20,889,180
136	Unicom LTD	Premix Cold Asphalt	21,849,996
137	Road Track Solutions LTD	Supply of Bitumen	26,781,000
138	Akinsha Enterprises LTD	Supply of Foodstuffs	28,192,500
139	Interquip Co. Ltd	Supply of Non Pharmaceuticals	28,356,000
140	Allmed Medical Supplies LTD	Supply of Non Pharmaceuticals	28,823,250
141	Unicom LTD	Supply of Non Pharmaceuticals	34,391,500
142	Lomas and Lomas Ltd	Supply of 275W LED Floodlights	35,500,000
143	Equip Agencies LTD	Supply and Delivery of Larvaicides	38,000,000
144	Unicom LTD	Supply of Asphalt	47,500,000
145	Motonguvu EA LTD	Supply of 140W LED Street lighting lanterns	49,859,040
146	Triza Investments LTD	Supply of Ballast	58,900,000
147	Fabro Limited	Supply of Street Light(140W LED)	90,396,000
148	Fabro Limited	Supply of Asphalt	90,521,412
149	Unicom LTD	Promix Cold Asphalt	90,521,412
150	Unicom LTD	Supply and Delivery of Asphalt	90,521,412
151	Isuzu EA LTD	Supply of SUV	95,382,500
152	Equip Agencies LTD	Supply of coltack HL	97,566,000
153	Ledmatix Ltd	Supply of 40A Contactors 20, 240V Timers	140,551,500
154	Kenya Power & Lightning Co. Ltd	Power Supply	215,055,723
155	Belkings Butchery and Supplies Ltd	Supply of assorted food items	144,000

156	Kester Agencies	Supply of Non Pharmaceuticals	9,627,400
157	National Youth Service	Solid Waste Management	36,366
158	Toyota Kenya LTD	Repair of Vehicle GKB300W-PRADO	37,399
159	Toyota Kenya LTD	Servicing of GKB 219W	42,500
160	Decasa Hotel Ltd	Provision of outside catering	87,500
161	Nairobi Serena Hotel	Conference Facilities	115,000
162	Dantech motors Ltd	Repair & repairs of motorvehicles	2,310,000
163	Toyota Kenya LTD	Repair of Vehicle	129,592
164	J.W Mwangi Enterprises Ltd	Solid Waste Management	177,923
165	Utalii Hotel	Conference Facilities	187,000
166	Maanzoni Lodge LTD	Conference Facilities	191,400
167	J.W Mwangi Enterprises Ltd	Solid Waste Management	192,553
168	Nation Media Group	Print Media-Advertisement	196,070
169	Nation Media Group	Supply of Publication, Printing & Binding	196,070
170	State Department for Broadcasting and Com	Advertisement of tender	233,669
171	Wildlife Research & Training Institute	Provision of conference facility	261,603
172	Colnet LTD	Solid Waste Management	8,869,294
173	Zeyana Enterprises LTD	Solid Waste Management	8,993,735
174	Bihech Limited	Solid Waste Management	9,129,150
175	Kenya School of Monetary Studies	Conference Facilities	274,920
176	Perma Strutural Engineering LTD	Solid Waste Management	275,958
177	Alsalaam Agencies LTD	Solid Waste Management	301,361
178	Reinit Company LTD	Repair and Service of Air Conditioners	351,000
179	Romuka Supplies	Servicing elements for Motor Vehicles	355,000
180	Naivasha County Hotel LTD	Conference Facilities	369,000
181	Korbash Traders LTD	Solid Waste Management	377,825
182	Utalii Hotel	Conference Facilities	378,900
183	Egerton University	Conference Facilities	390,000
184	Humeiras Construction LTD	Solid Waste Management	431,388
185	Trawell Company LTD	Airline Ticket LTD	441,161
186	Movenpick Caterers limited	Provision of Catering Services	483,800
187	Egerton University	Provision of conference facility	528,000
188	Hotel Rainbow Super Highway	Conference Facilities	595,000
189	Canaaneast Company LTD	Conference Facilities	609,200
190	Sarova White Sands	Provision of conference facility	616,500
191	Wildlife Research & Training Institute	Conference Facilities	619,440
192	Engineering Development LTD	Repair of Motor Vehicle	621,945
193	Acacia Equipment	Solid Waste Management	636,435
194	KCB Leadership Centre	Conference Facilities	642,000
195	The Star Publication LTD	Publication of Unclaimed Bodies	684,028
196	Shelila International LTD	Solid Waste Management	730,286
197	Vineyard Holdings	Hire of Heavy Equipment	744,800
198	Pride Inn Paradise Beach Resort	Provision of conference facility	787,500
199	Gokhan Technical Services	Repair of Dandora Dumpsite Weighbridge	848,000
200	Perma Strutural Engineering LTD	Solid Waste Management	853,276
201	Mopic Media	Supply of magazines & newspapers	855,674
202	Pillarstone Environmental Services	Solid Waste Management	882,725
203	Perma Strutural Engineering LTD	Solid Waste Management	912,457
204	Perma Strutural Engineering LTD	Solid Waste Management	916,342
205	Hill Court Resort	Conference Facilities	920,000
206	Diani Reef Beach Resort & SPA	Provision of conference facility	975,000
207	National Youth Service	Fuel Costs	1,004,446
208	Tema Home Care Company	Solid Waste Management	1,046,559

209	KCB Leadership Centre	Conference Facilities	1,086,530
210	Nation Media Group	Publication, Printing and Binding	1,096,680
211	Kenya School Government	Conference Facilities	1,116,500
212	Finch Limited	Solid Waste Management	1,226,409
213	Centreline Logistics LTD	Solid Waste Management	1,248,358
214	Maxstar Retail Solutions	Catering Services	1,300,046
215	Shelila International LTD	Solid Waste Management	1,313,215
216	English Point Marina	Conference Facilities	1,316,000
217	Kenya School of Government	Provision of senior leadership devt programm	1,324,320
218	Canaaneast Company LTD	Conference Facilities	1,375,000
219	Commodities and Commodities LTD	Solid Waste Management	1,459,361
220	Radio Jambo	Payment of Advertisement Services	1,461,742
221	Perma Strutural Engineering LTD	Supply of Solid Waste Tonnages	1,477,332
222	Perma Strutural Engineering LTD	Solid Waste Management	1,616,992
223	Markitech Suppliers LTD	Solid Waste Management	1,651,309
224	Rawil Tours	Supply of Airline Tickets	1,761,000
225	Finch Limited	Solid Waste Management	1,791,835
226	Jamahir Investments LTD	Solid Waste Management	1,841,773
227	National Youth Service	Hire of Heavy Machinery	1,844,586
228	Machakos University College	Conference Facilities	1,846,000
229	Hamdan Investments LTD	Solid Waste Management	1,893,204
230	Standard Group LTD	Advertisement	2,019,676
231	Canaaneast Company LTD	Conference Facilities	2,027,000
232	Pillarstone Environmental Services	Solid Waste Management	2,061,635
233	Kenya School of Government	Provision of Training Services	2,128,600
234	Betabest Enterprises LTD	Solid Waste Management	2,200,997
235	Finch Limited	Solid Waste Management	2,204,619
236	KCB Leadership Centre	Hire of Conference Facility	2,275,820
237	Silicon Hub LTD	Solid Waste Management	2,305,986
238	Hamdan Investments LTD	Solid Waste Management	2,331,756
239	Korbash Traders LTD	Solid Waste Management	2,513,016
240	National Youth Service	Hire of Machines	2,641,030
241	Movenpick Catererers LTD	Provision of Catering	2,773,200
242	Janton Investment LTD	Solid Waste Management	2,784,000
243	National Youth Service	Hire of Machines, Fuel and Allowances	2,790,219
244	National Youth Service	Hire of Machine and Tipper	2,866,948
245	Finch Limited	Hire of Heavy Equipment	2,879,500
246	Colnet LTD	Solid Waste Management	2,917,411
247	KICC	Hire -ground for court yard	3,179,850
248	National Youth Service	Solid Waste Management	3,200,143
249	Kenya Power & Lightning Co. Ltd	Electricity Bill	3,236,571
250	Hamdan Investments LTD	Solid Waste Management	3,514,500
251	Jamahir Investments LTD	Solid Waste Management	3,527,645
252	Bihech LTD	Solid Waste Management	3,647,160
253	Colnet LTD	Solid Waste Management	3,656,485
254	Kipizy Agencies LTD	Hire of Heavy Equipment	3,792,000
255	National Youth Service	Garbagge Collections	4,022,618
256	Olari Suppliers LTD	Solid Waste Management	4,089,112
257	Silicon Hub LTD	Solid Waste Management	4,216,535
258	Fairbanks LTD	Hire of Heavy Equipment	4,624,000
259	Alsalaam Agencies LTD	Garbage Collection	4,655,259
260	Alsalaam Agencies LTD	Solid Waste Management	4,673,732
261	Sautiline LTD	Hire of Excavator	4,681,600

262	Wakiwa Company	Solid Waste Management	4,779,200
263	Alsalaam Agencies LTD	Solid Waste Management	4,816,268
264	Landmark Services Station LTD	Hire of Heavy Equipment	4,920,000
265	Walisor Housekeepers	Cleaning Services	4,928,220
266	Landmark Service Station LTD	Hire of Heavy Equipment	5,018,400
267	Landmark Services Station LTD	Hire of Heavy Equipment	5,018,400
268	National Youth Service	Hire of Equipment	5,075,833
269	Landmark Services	Hire of Heavy Equipment	5,387,400
270	Shelila International LTD	Solid Waste Management	5,527,473
271	Jamahir Investments LTD	Solid Waste Management	5,578,550
272	Movenpick Catererers LTD	Outside Catering Services	5,586,300
273	National Youth Service	Solid Waste Management	5,767,001
274	Jamahir Investments LTD	Solid Waste Management	5,777,406
275	Alsalaam Agencies LTD	Solid Waste Management	5,790,619
276	Green Suha Ltd	Solid Waste Management	5,862,644
277	Perma Structural Engineering CO. LTD	Hire of Heavy Equipment	5,900,000
278	Finch Limited	Solid Waste Management	6,035,184
279	Finch Limited	Solid Waste Management	6,067,394
280	Shelila International LTD	Solid Waste Management	6,095,672
281	Colnet LTD	Solid Waste Management	6,331,030
282	Kenice Investment LTD	Solid Waste Management	6,389,750
283	Fairbanks LTD	Hire of Heavy Equipment	6,576,000
284	Solid Waste Collectors Company	Solid Waste Management	6,596,800
285	Fairbanks LTD	Hire of Heavy Equipment	6,800,000
286	FairBanks LTD	Hire of Heavy Equipment	6,800,000
287	Fairbanks LTD	Hire of Equipment	6,860,000
288	Perma Strutural Engineering LTD	Solid Waste Management	6,885,534
289	Fairbanks LTD	Hire of Heavy Equipment	7,120,000
290	Colnet LTD	Solid Waste Management	7,461,398
291	Alsalaam Agencies LTD	Solid Waste Management	7,493,453
292	Alsalaam Agencies LTD	Solid Waste Management	7,539,815
293	Alsalaam Agencies LTD	Solid Waste Management	7,539,815
294	Zeyana Enterprises LTD	Solid Waste Management	7,622,276
295	Sautiline LTD	Garbagge Collections	7,788,480
296	Alsalaam Agencies LTD	Solid Waste Management	7,963,949
297	Humeiras Construction LTD	Solid Waste Management	8,270,560
298	Korbash Traders LTD	Solid Waste Management	8,314,096
299	Petmark Agencies	Solid Waste Management	9,369,356
300	Petmark Agencies	Solid Waste Management	9,432,522
301	Perma Strutural Engineering LTD	Hire of Heavy Equipment	9,484,000
302	Perma Structural Engineering CO. LTD	Hire of Heavy Machinery	9,600,000
303	Korbash Traders LTD	Solid Waste Management	9,792,000
304	Korbash Traders LTD	Solid Waste Management	9,822,856
305	Lawnico Construction Co. LTD	Hire of Heavy Equipment	9,901,850
306	Solid Waste Collectors Company	Hire of Heavy Equipment	10,360,700
307	Tema Home Care	Solid Waste Management	10,733,942
308	Tema Home Care Company	Solid Waste Management	10,765,587
309	Zeyana Enterprises LTD	Solid Waste Management	10,919,003
310	Centreline Logistics LTD	Solid Waste Management	10,956,800
311	Korbash Traders	Solid Waste Collection, Transportation and Di	11,061,734
312	Solid Waste Collectors Company	Hire of Heavy Equipment	11,265,100
313	Solid Waste Collectors Company	Hire of Heavy Equipment	11,384,800
314	Korbash Traders LTD	Hire of Equipment	11,440,000

315	Aende Group LTD	Solid Waste Management	11,483,372
316	Aende Group LTD	Solid Waste Management	11,538,939
317	Korbash Traders LTD	Hire of Equipment	11,728,000
318	Korbash Traders LTD	Hire of Equipment	11,792,000
319	Solid Waste Collectors Company	Hire of Heavy Equipment	11,890,200
320	Korbash Traders LTD	Solid Waste Management	12,352,000
321	Solid Waste Collectors Company	Hire of Heavy Equipment	12,448,800
322	Solid Waste Collectors Company	Hire of Heavy Equipment	12,608,400
323	Solid Waste Collectors Company	Solid Waste Management	13,087,200
324	Korbash Traders LTD	Solid Waste Management	13,376,000
325	Colnet LTD	Solid Waste Management	13,477,080
326	Solid Waste Collectors Company	Hire of Heavy Equipment	13,512,800
327	Mara Daima Enterprises LTD	Hire of Heavy Equipment	13,907,500
328	Landmark Service Station	Hire of Heavy Equipment	14,284,800
329	Korbash Traders LTD	Hire of Equipment	14,600,000
330	Klinton Productions and Engineering LTD	Hire of Heavy Equipment	15,271,900
331	Zafy Traders Kenya LTD	Hire of Heavy Equipment	15,296,000
332	Colnet LTD	Solid Waste Management	15,455,602
333	Landmark Service Station	Hire of Heavy Equipment	15,796,770
334	Mara Daima Enterprises LTD	Hire of Heavy Equipment	15,960,000
335	Korbash Traders LTD	Solid Waste Management	16,283,116
336	Humeiras Construction & Suppliers Limited	Hire of Heavy Equipment	16,500,400
337	Hamdan Investments LTD	Solid Waste Management	16,559,118
338	Mara Daima Enterprises LTD	Hire of Heavy Equipment	16,583,000
339	Klinton Productions and Engineering LTD	Hire of Heavy Equipment	16,668,950
340	Tema Home Care	Solid Waste Management	17,353,413
341	Humeiras Construction and Suppliers LTD	Hire of Heavy Equipment	18,462,200
342	Silicon Hub LTD	Solid Waste Management	19,295,384
343	Klinton Productions and Engineering LTD	Hire of Heavy Equipment	19,632,000
344	Humeiras Construction LTD	Hire of Heavy Equipment	19,928,000
345	Humeiras Construction LTD	Hire of Heavy Equipment	20,584,000
346	Commodities and Commodities LTD	Solid Waste Management	21,279,719
347	Shelila International LTD	Solid Waste Management	21,309,218
348	Conquest Holdings Ltd	Hire of Heavy Equipment	21,491,200
349	Silicon Hub LTD	Solid Waste Management	19,272,110
350	Silicon Hub LTD	Solid Waste Management	21,692,256
351	Jane Wangari Enterprises LTD	Solid Waste Management	21,864,220
352	Conquest Holdings LTD	Hire of Heavy Equipment	22,741,600
353	Conquest Holdings LTD	Hire of Equipment	22,973,600
354	Zafy Traders Kenya LTD	Hire of Heavy Equipment	23,112,000
355	National Youth Service	Hire of Heavy Machinery	23,609,000
356	Conquest Holdings Ltd	Hire of Heavy Equipment	23,783,200
357	Conquest Holdings Ltd	Hire of Heavy Equipment	24,182,000
358	Njigu Ventures LTD	Solid Waste Management	24,332,670
359	Zafy Traders Kenya LTD	Hire of Heavy Equipment	24,664,000
360	Zafy Traders Kenya LTD	Hire of Heavy Equipment	25,024,000
361	Centreline Logistics LTD	Hire of Heavy Equipment	25,217,600
362	Centreline Logistics LTD	Hire of Heavy Equipment	25,318,400
363	National Youth Service	Garbage Collections	25,351,684
364	Zafy Traders Kenya LTD	Hire of Heavy Equipment	25,416,000
365	Petmark Agencies LTD	Solid Waste Management	29,399,346
366	Petmark Agencies	Solid Waste Management	29,700,515
367	PETMARK Agencies	Garbage Collections	31,942,933

368	Markitech Suppliers LTD	Solid Waste Management	32,034,229
369	Phillipe Gourdin LTD	Solid Waste Management	32,658,493
370	Hamdan Investments LTD	Solid Waste Management	34,004,286
371	Phillipe Gourdin LTD	Solid Waste Management	34,982,440
372	Phillipe Gourdin LTD	Solid Waste Management	36,650,420
373	National Youth Service	Hire of Heavy Machinery for Railways & Lunar	39,293,135
374	Njigu Ventures LTD	Solid Waste Management	39,762,702
375	Njigu Ventures LTD	Solid Waste Management	47,050,434
376	Waydon Investments LTD	Solid Waste Management	49,885,763
377	Njigu Ventures LTD	Solid Waste Management	52,390,030
378	Petmark Agencies	Solid Waste Management	54,970,792
379	Petmark Agencies	Solid Waste Management	53,494,974
380	National Youth Service	Hire of Machines and Tippers	56,107,463
381	Njigu Ventures LTD	Solid Waste Management	58,511,921
382	Njigu Ventures LTD	Solid Waste Management	61,756,002
383	Centreline Logistics LTD	Solid Waste Management	75,067,808
384	Centreline Logistics LTD	Solid Waste Management	82,583,753
385	Centreline Logistics LTD	Solid Waste Management	100,654,370
386	PS-State Department for Public Services	Medical Insurance for NMS Staff-NHIF	591,683,211
387	Parrot concepts Limited	Advertisement and Roadshow Services	6,761,703
388	Karmax Enterprises	Renovation of Hospital Floor surface	378,840
389	Isopharm LTD	Supply of Non Pharmaceuticals	12,000
390	Kirt and Hemp LTD	Supply of Electrical Materials	18,230
391	Kent Pharmaceuticals	Supply of Formula	19,320
392	Bioquest Kenya Ltd	Supply of Non Pharmaceuticals	19,500
393	Bioquest Kenya Ltd	Supply of Non-Phamaceticals	19,500
394	Omaera Pharmaceuticals LTD	Supply of Nutrition Items	23,153
395	Bioquest Kenya Ltd	Supply of Non Pharmaceuticals	25,000
396	Rabken Trading Company	Supply of Pharmaceuticals	31,000
397	Caryvette Company LTD	Supply of Non Pharmaceuticals	35,000
398	Cactus Media LTD	Supply of Green grams	36,000
399	Express Medicine LTD	Supply of Essential Medicines	42,000
400	Kirt and Hommy LTD	Supply of Non Pharmaceuticals	45,900
401	Top Hygiene Services LTD	Supply of Office items	46,000
402	Goodman Agencies	supply of infant food	49,770
403	Devincas Precise Kenya LTD	Supply of Photocopying papers	52,000
404	Mica Pharamceuticals Ltd	Supply of Non Pharmaceuticals	57,500
405	Geolea Entreprises	supply and installation of telephone	59,700
406	Jecin Enterprises	Supply of Food stuffs	61,005
407	Madibat Holdings Ltd	Supply of DVR Recorder	70,200
408	Sheglo Enterprises LTD	Supply of Assorted X-tray items	71,000
409	Crown Health Care	Supply of Non Pharmaceuticals	71,763
410	Jowamu Holdings LTD	Supply and Delivery of Tomatoes	72,000
411	Mrembo Orchard Agencies	supply of food ration	74,250
412	Antrance Entreprises	supply of food ration	83,630
413	Charmie Enterprises	Supply of Arabica Grass	97,500
414	Rabken Trading Company Limited	Supply of Non Pharmaceuticals	100,000
415	Smart Penny Enterprises	Supply of Non Pharmaceuticals	101,000
416	Maya Tech General enterprises	supply of Egg Trays	103,200
417	Scope Systems LTD	Repair of Human Milk Bank	107,000
418	Geobitu Enterprise	Supply of food Stuffs	107,400
419	Isopharm Limited	Supply of Non Pharmaceuticals	109,250
420	Medipoint EA LTD	Supply of Non Pharmaceuticals	116,440

421	Isopharm LTD	Supply of Pharmaceuticals	126,000
422	Wiltech Communication Printers LTD	Supply of Stationeries	128,700
423	Isopharm Limited	Supply of Non-Pharmaceuticals	130,000
424	Compu-Parts Solutions	Supply of Non Pharmaceuticals	130,880
425	Ronnic Enterprises	Supply of laboratory dishes	131,400
426	Sphinx Pharmaceuticals	Supply of Non Pharmaceuticals	139,800
427	Fuchalink Enterprises	Supply and Delivery of Cleaning Materials	142,250
428	Broadvision LTD	Supply of Non Pharmaceuticals	145,320
429	Dakota Tenderpreneur	Supply of Non-Pharmaceuticals	149,000
430	Tamanya General Supplies	Supply of Non Pharmaceuticals	150,000
431	Safariland Enterprises	supply of Automobile Parts	158,100
432	Laboquip LTD	Supply of Non Pharmaceuticals	160,000
433	Dynamykes Solutions	Supply and Delivery of Laboratory items	166,920
434	Chapex Communication	Supply of Food Stuffs	168,000
435	Sheglo Enterprises	Supply of Curtains and Accessories	169,200
436	Ellex Precision Enterprises	Supply of Non Pharmaceuticals	177,000
437	Mrembo Orchard Agencies	Supply of Carrots	198,000
438	Cactus Media	Supply of Ndengu	202,500
439	Stanline Enterprises	Supply of Green Bananas and Cabbages	202,860
440	Gentex General Agencies	Supply of Non Pharmaceuticals	203,000
441	Ramiles Enterprises	Supply of Tonners	206,000
442	Medispan Laboratory Supplies	Supply of Laboratory Items	213,000
443	Junnita General Agencies	Supply of sun-dried tomatoes	219,000
444	Refine Medicals LTD	Supply of Non Pharmaceuticals	220,000
445	Kent Pharmaceuticals	Supply of Pharmaceuticals	220,000
446	Methics Enterprises	Supply of Green Drill Materials	222,555
447	Alfy Enterprises LTD	Supply of Laboratory Reagents	244,585
448	Ephraimite Solution	Supply of Non-Pharmaceuticals	245,455
449	Felfam Ltd	Supply of Non Pharmaceuticals	248,879
450	Mersol Enterprises	Supply of Non Pharmaceuticals	273,500
451	Pharmasell LTD	Supply of Pharmaceuticals	273,550
452	Osob Agencies LTD	Supply of Assorted Medical Drugs	275,000
453	Dynamykes Solutions	Supply and Delivery of Laboratory items	278,290
454	Hartlane Pharmaceuticals	Supply of Medical Drugs	280,000
455	Fami Investments LTD	Supply of Non Pharmaceuticals	280,500
456	Geobitu Entreprises	Supply of Non-Pharmaceuticals	286,800
457	Landmark Rift Enterprises	Supply of Non-Pharmaceuticals	289,050
458	Labique Supplies	Supply of Non-Pharmaceuticals	296,500
459	Traden Limited	Supply of Non-Pharmaceuticals	298,000
460	Cactus Media	Supply of Food Rations	305,000
461	Imara Commodities	Supply and delivery of Non pharmaceuticals	305,470
462	Phamasell Ltd	Supply of Non Pharmaceuticals	320,075
463	Klean Queen Solutions	Supply of Cleaning Agents	330,000
464	Malcolms Systems	Supply of Non Pharmaceuticals	335,500
465	Imara Commodities	Supply of Non Pharmaceuticals	343,101
466	Wilsam Pharmacy LTD	Supply of Pharmaceuticals	345,100
467	Lymson Ltd	Food ration	345,300
468	Jocash Enterprises	Supply of Non Pharmaceuticals	347,884
469	Labo Pharma Kenya	Supply of Non-Pharmaceuticals	349,750
470	Myspace Global Consult LTD	Supply of Laboratory Items	353,955
471	Pace Laboratories Ltd	Supply of Non Pharmaceuticals	359,776
472	Brainstone Investments Company Limited	Supply of Jinja Materials	380,250
473	Foster Solutions	Supply of Non Pharmaceuticals	381,000

474	ALM Quest Services LTD	Supply of Non Pharamceuticals	397,200
475	Ronnic Enterprises	Supply of laboratory dishes	402,350
476	Deekay Relief	Supply of non Pharmaceuticals	417,600
477	Crown Solutions LTD	Supply of Non Pharmaceuticals	434,400
478	Geobitu Enterprises	Supply of Fruits and Vegetables	440,240
479	Geolea Enterprises LTD	Supplies of Non Pharmaceuticals	440,800
480	Global Polltraxe Consults LTD	Supply of Non Pharmaceuticals	447,600
481	Lufrance Associates	Supply of General Office Supplies	458,655
482	Bridgitta Enterprises LTD	Supply of Non Pharmaceuticals	469,626
483	Equip Agencies LTD	Supply of Air Compressor	480,000
484	Moragie Auto and Supplies	Supply of Non Pharmaceuticals	486,500
485	Medical Enterprises LTD	Supply of Non Pharmaceuticals	490,000
486	Osob Agency LTD	Supply of Gloves	499,800
487	Cardlink Kenya LTD	Supply of Invoice Books	500,000
488	Leur Africa	Supply of Laboratory Items	504,100
489	Belfra General Supplies	Supply of Food Stuffs	518,000
490	Leon Matt Enterprises	Supply of Rice and Fortified Pure Wimbi Flour	528,100
491	Brimad Agencies	Supply of Food Rations	531,500
492	Smart Peny Enterprises	Supply of Food Rations	546,450
493	Rhacky Enterprises LTD	Supply of Non Pharmaceuticals	546,950
494	One Stop Medical Supplies LTD	Supply of Non Pharmaceuticals	547,200
495	Levisa Limited	Supply of Local Sugar	547,200
496	Medipoint EA LTD	Supply and Delivery of Pharmaceuticals	549,850
497	Smatts Medical Systems LTD	Supply of Non Pharmaceuticals	553,700
498	My Apple Technologies LTD	Supply of Polythene Bags	560,000
499	Nyakari Investment	Supply of Non Pharmaceuticals	565,300
500	Led Power Technologies	Supply of Multifunctional Test Kit	565,434
501	Quillas Investments LTD	Supply of Computer Accessories	571,650
502	Winstonola Services	Supply of Non Pharmaceuticals	578,100
503	Belkings Butchery	Supply of meat	594,000
504	Boldworks Tools and Equipment	Supply of Electrical Equipment	596,300
505	Flolenah Enterprises	Supply of general cleaning materials	601,500
506	Bioquest Kenya LTD	Supply of Hospital Items	623,200
507	Maerick Enterprises LTD	Supply of Food Trolleys	629,500
508	Honey Well Ltd	Supply of Cleaning Agents	634,045
509	Wisetech enterprises	Supply of Furnitures	637,440
510	Medipoint EA LTD	Supply and Delivery of Pharmaceuticals	642,100
511	Aidatek Enterprises Limited	Supply of Tonners	671,080
512	Bioquest Kenya Limited	Supply of Non Pharmaceuticals	680,100
513	JENNI	Supply of Beef Meat	684,000
514	Emac Consultants LTD	Supply of Non Pharmaceuticals	688,250
515	Citrolam Contractors Limited	Supply of Non-Pharmaceuticals	696,000
516	Faram EA LTD	Supply of Non Pharmaceuticals	697,858
517	Skyfliet Investment	Supply of Non Pharmaceuticals	698,400
518	Briagate Ventures	Supply of Lab Reagents at Mbagathi Hospital	709,700
519	Nyakari Investment	Supply of Non Pharmaceuticals	724,610
520	Kompowers Investments	Supply of Non Pharmaceuticals	740,000
521	Isopharm Ltd	Supply of assorted phamaceuticals	734,200
522	Juby Solutions LTD	Supply and Delivery of Non Pharmaceuticals	761,000
523	Shirlab Enterprises	Supply of Non Pharmaceuticals	768,000
524	Cactus Media	Supply of food and rations	783,150
525	Kenbill Investments LTD	Supply of Non Pharmaceuticals	790,800
526	Equip Agencies LTD	Vehicle Cleaning Machine	816,000

527	Jantech Enterprises LTD	Supply of Non Pharmaceuticals	823,200
528	Nexter Enterprises Limited	Supply of Mortuary Supplies and Materials	837,000
529	Gremasi Stores	Supply of LPG Gas	839,160
530	Labu Pharma Kenya LTD	Supply and delivery of Non pharmaceuticals	856,750
531	Kompowers Investments	Supply of Non Pharmaceuticals	887,700
532	Bioquest Kenya Ltd	Supply of Non-Pharmaceuticals	902,500
533	Cardioscope Medical Supplies	Supply of Non Pharmaceuticals	933,500
534	Bioquest Kenya Limited	Supply of Non-Pharmaceuticals	936,500
535	Brownhurst Africa	Supply of Non Pharmaceuticals	940,000
536	Nichotech Enterprises	Supply and delivery of Non pharmaceuticals	966,400
537	Tamanya General Supplies	Supply of Non Pharmaceuticals	968,500
538	MFI Documents Solution LTD	Purchase of a Printer	989,800
539	Oakline Co. Ltd	Supply of printed stationery	1,016,610
540	Labique Supplies	Supply of Non-Pharmaceuticals	1,021,000
541	Desco Investments	Supply of Non Pharmaceuticals	1,040,000
542	Pixel General Merchants	Supply of Non Pharmaceuticals	1,059,500
543	Masmart General Supplies	Supply of Non Pharmaceuticals	1,066,159
544	Fostar Solutions	Supply of Non-Pharmaceuticals	1,082,500
545	Teybridge Limited	Supply of Eye Unit Items	1,083,452
546	FAMI INVESTMENT LIMITED	Supply of Vicryl, 2RB,210RB and surgical glove	1,109,000
547	Mica Pharmaceuticals	Supply of Non Pharmaceuticals	1,145,000
548	Transgood General Supplies	Supply of food Rations	1,182,000
549	Winomed International Venture	Supply of Non-Pharmaceuticals	1,182,000
550	Melishan General Supplies	Supply of Assorted items for the Morgue	1,211,250
551	Mica Pharamceuticals Ltd	Supply of Non-Pharmaceuticals	1,225,500
552	Bridgitta Enterprises LTD	Supply of Bag liners/Bin liners	1,232,000
553	Dafila Investments LTD	Supply of Attendant Cards	1,250,000
554	Nufaika Business Solutions	Purchase of Cereals	1,278,000
555	Leech Investments	Supply of desktop computers	1,301,000
556	Verson Enterprises Limited	Supply of Non-Pharmaceuticals	1,304,246
557	Sibco Agencies Ltd	Supply of assorted Medical Accessories	1,332,944
558	Hecta Limited	Supply of Essential Drugs	1,427,120
559	Total Hospital Solutions	Supply of examination Powdered gloves	1,650,000
560	Bioquest Kenya Ltd	Supply of lab items	1,709,000
561	Kokidi Enterprises LTD	Supply and delivery of Lab Reagents	1,020,340
562	Hewa Tele Limited	Supply of Oxygen	2,010,000
563	Master Blaque LTD	Supply of Rakes	2,054,000
564	Raypharm Enterprises LTD	Supply of Non Pharmaceuticals	2,080,500
565	Drucil Systems	Supply of general toolkit	2,289,190
566	LED POWER Technologies	Supply of Electrical Items	2,324,998
567	Beldon Agencies	Supply of Non Pharamceuticals	2,463,600
568	Safra Supplies	Supply of Reception desks	2,796,500
569	Ocean Star Enterprises	Supply and Delivery of Paints	2,900,000
570	Geormart Trading Company	Supply of Assorted Paints	3,000,000
571	Health Classique Limited	Supply of Pharmaceuticals	3,095,820
572	Fabro Limited	Supply of Wheel Alignment Equipment	3,950,000
573	Upseat Solutions Enterprises	Supply of Large Format Stickers	8,250,000
574	Intratractor Company	Supply of Assorted Parts	8,384,000
575	Equip Agencies LTD	Supply of Earth Auger and Drill Machine	10,713,600
576	Isuzu East Africa Limited	Purchase of Fuel Tanker	10,730,000
577	Jarkim Merchants Ltd	Supply of Assorted Medical Items	11,825,600
578	Intratractor Company	Supply of automobile Spares	14,400,000
579	Intertractor Company LTD	Supply of Cutting Edges & Spare Parts for Mot	16,768,000

580	Gilgil Treatment Industries	Supply of Timber	18,010,380
581	Gilgil Treatment Industries	Supply of Timber	18,010,380
582	Indigo Universe Supply	Supply of Building and Construction Materials	20,000,000
583	Manchester Outfitters Limited	Provision of uniforms	21,220,680
584	Isuzu East Africa LTD	Single Cab PICKUPS	22,157,800
585	Equip Agencies LTD	Supply of Bitumen	23,433,375
586	Fabro Limited	Supply of Non- Pharmaceuticals	34,703,512
587	Indigo Universe Supply	Supply of Building and Construction Materials	43,560,000
588	Equip Agencies Ltd	Supply of Hot Rubberized Asphalt Water Proof	40,000,000
589	Machakos Technical Institute	Supply of Assorted Hospital Linen	1,900,700
590	Wiltech Office Solutions	Service of Machines	34,800
591	Langata Hotel Devt Ltd	Conference Facilities	76,000
592	J.W Mwangi Enterprises Ltd	Solid Waste Management	118,668
593	Vol Electricals	Service of Kitchen Cold room	121,160
594	Korbash Traders LTD	Solid Waste Management	115,322
595	Media Max Network Limited	Print Media-Advertisement	162,400
596	Kenya School of Monetary Studies	Conference Facilities	174,000
597	The Standard Group	Adverts	216,920
598	Kenya Institute of Curriculum Development	Conference Facilities	225,000
599	Ellex Precision Enterprises	Service and repair of washing Machines	230,700
600	Geolex Electrical Services	Maintenance of Washing Machines	248,000
601	Acacia Equipment	Solid Waste Management	273,700
602	Medimax Network Ltd	Advertising space	324,800
603	Canaaneast Company LTD	Conference Facilities	457,600
604	Fratech Motors LTD	Car Maintenance and Repairs	478,250
605	Waydon Investments LTD	Solid Waste Management	523,817
606	Geolex Electicals Services	Repair & service of Autoclare machine	544,000
607	Pride Inn Paradise Beach Resort	Conference Facilities	602,000
608	Prideinn Paradise Beach	Provision of Conference Services	619,200
609	Government Advertising Agency	Advertising space	655,480
610	Waydon Investments LTD	Solid Waste Management	658,575
611	Acacia Equipment	Solid Waste Management	703,710
612	Perma Strutural Engineering LTD	Solid Waste Management	711,510
613	J.W Mwangi Enterprises Ltd	Solid Waste Management	743,155
614	Water Resources Management Authority	Provision of Hydrological Survey for boreholes	788,500
615	Waydon Investments LTD	Solid Waste Management	795,060
616	PrideInn Flamingo Beach Resort Ltd	Conference Facilities	796,500
617	Korbash Traders LTD	Solid Waste Management	815,738
618	Vineyard Holdings EA LTD	Hire of Heavy Equipment	851,200
619	Jamahir Investments LTD	Solid Waste Management	1,086,966
620	Acacia Equipment Kenya LTD	Solid Waste Management	1,092,000
621	Betabest Enterprises	Solid Waste Management	1,241,766
622	Vineyard Holdings EA LTD	Solid Waste Management	1,276,800
623	Royal Platter LTD	Provision of Catering Services	1,420,140
624	Acacia Equipment	Solid Waste Management	1,440,000
625	Pillerstone Environmental Services	Solid Waste Management	1,734,860
626	Kenice Investment LTD	Gabbage Collection	1,764,000
627	National Youth Service	Hire of Heavy Equipment	1,905,110
628	Solid Waste Collectors Company	Hire of Heavy Machinery	1,915,200
629	Sautiline LTD	Excavation at Dandora	1,939,780
630	Janton Investment LTD	Solid Waste Management	2,016,000
631	Vineyard Holdings EA LTD	Hire of Heavy Equipment	2,017,610
632	Sautiline LTD	Hire of Heavy Equipment	2,040,800

633	Perma Strutral Engineering LTD	Solid Waste Management	2,044,139
634	National Youth Service	Hire of Machines	2,213,524
635	Solid Waste Collectors Company	Solid Waste Management	2,340,800
636	Lake Naivasha Resort Ltd	Conference Facilities	2,470,500
637	Betabest Enterprises	Solid Waste Management	2,491,777
638	Shelila International LTD	Solid Waste Management	2,735,508
639	National Youth Service	Solid Waste Management	2,791,644
640	National Youth Service	Hire of Heavy Equipment	2,975,713
641	Sun Developers Ltd	Conference Facilities	3,114,000
642	National Youth Service	Hire of Machines	3,539,730
643	Waydon Investments LTD	Solid Waste Management	3,596,243
644	Colnet LTD	Solid Waste Management	3,698,110
645	Jane Wangari Enterprises LTD	Solid Waste Management	3,829,998
646	Waydon Investments LTD	Solid Waste Management	4,178,813
647	Shelila International LTD	Solid Waste Management	4,396,500
648	Acacia Equipment Kenya LTD	Solid Waste Management	4,416,000
649	Silicon Hub LTD	Solid Waste Management	4,558,139
650	Korbash Traders LTD	Hire of Heavy Equipment	4,562,800
651	Wakiwa Company	Sweeping, Cleaning	4,698,000
652	Wakiwa Company	Solid Waste Management	4,779,200
653	Lawnico Construction Co. LTD	Hire of Heavy Equipment	5,173,700
654	Sautiline Limited	Hire of Heavy Equipment-Dumpsite	5,178,600
655	National Youth Service	Solid Waste Management	4,924,247
656	National Youth Service	Solid Waste Management	5,414,759
657	Zafy Traders LTD	Hire of Heavy Equipment	5,520,000
658	Sautiline LTD	Solid Waste Management	5,928,000
659	Vineyard Holdings EA LTD	Hire of Excavator	6,171,200
660	Lawnico Construction Co. LTD	Hire of Heavy Equipment	7,183,300
661	Perma Strutral Engineering LTD	Hire of Heavy Equipment	9,622,350
662	Silicon Hub	Solid Waste Management	9,667,914
663	Shelila International LTD	Solid Waste Management	9,875,154
664	Aende Group LTD	Solid Waste Management	11,400,771
665	Solid waste collectors	Hire of heavy equipment	11,890,200
666	Hamdan Investments LTD	Solid Waste Management	15,149,360
667	Finch LTD	Solid Waste Management	21,471,766
668	Humeiras Construction LTD	Hire of Heavy Equipment	21,784,000
669	Finch LTD	Solid Waste Management	23,926,713
670	Bihech Limited	Solid Waste Management	24,026,863
671	UNES LTD	Consultancy Services	24,838,794
672	Phillipe Gourdine LTD	Solid Waste Management	32,785,650
673	Phillipe Gourdine LTD	Solid Waste Management	32,878,249
674	Phillipe Gourdine LTD	Solid Waste Management	33,548,763
675	Phillipe Gourdine LTD	Solid Waste Management	34,658,417
676	Phillipe Gourdine LTD	Solid Waste Management	34,954,079
677	Phillipe Gourdine LTD	Solid Waste Management	35,450,261
678	Phillipe Gourdin LTD	Solid Waste Management	35,450,261
679	Phillipe Gourdine LTD	Solid Waste Management	35,785,561
680	Phillipe Gourdine LTD	Solid Waste Management	36,856,007
681	Petmark Agencies	Solid Waste Management	38,536,606
682	National Youth Service	Hire of Machine and Tipper	43,234,877
683	National Youth Service	Garbagge Collections	76,914,480
684	Masmart General Supplies	Supply of Detergents	28,000
685	Janst Health Services	Supply of Nurse Caps	35,700

686	MINI BAKERS	Supply and Delivery of Bread	45,000
687	JESTA EAST AFRICA LIMITED	Supply of Face Masks	56,000
688	Lymson LTD	Supply of Soft Bans	60,000
689	Terion LTD	Supply of Cooking Oil	64,260
690	Nawagreen Enterprises	Supply and Delivery of Onions	67,500
691	Gremasi Stores	Supply of LPG 50kg cylinder	71,000
692	Global miles Communications	Supply of cleaning materials	80,000
693	Labique Supplies	Supply of Non Pharmaceuticals	80,000
694	Tayo Gas LTD	Supply of LPG Gas	87,750
695	Rycedental Supplies LTD	Supply of Needles and other items	90,450
696	JESTA EAST AFRICA LIMITED	Supply of Non Pharmaceuticals	91,600
697	Mica Pharmaceuticals	Supply of Drugs	95,000
698	Habibah General Supplies	Supply of Polythene Bags	100,000
699	Kamkam Ltd	Supply of Non Pharmaceuticals	100,150
700	Allmed Medical Supplies	Supply of surgical blades	104,000
701	Advanced Medical Solutions	Supply of Non Pharmaceuticals	111,510
702	Mimuju Agencies	Supply of Food Stuffs	115,500
703	LEUR AFRICA	Supply of Non Pharmaceuticals	116,000
704	Jesta East Africa Ltd	Supply of Non Pharmaceuticals	118,000
705	Wilsam Pharmacy LTD	Supply of Paster of Pains	119,000
706	Wilsam Pharmacy LTD	Supply of Plaster of Paris	119,000
707	Bekenya Agencies	Supply of Food Stuffs	120,000
708	Crown Healthcare	Supply of Lab Reagents	30,000
709	Retine Medicals LTD	Supply of Sample Probe BS-200 For Mindray N	120,000
710	Kompowers Investments	Supply of Needles and Masks	122,000
711	Junnita General Agencies	Supply of Non Pharmaceuticals	123,000
712	Sireka Enterprises	Supply of Green materials and cotton for Wip	130,000
713	Isopharm Limited	Supply of Assorted Drugs	130,000
714	Kamkam LTD	Supply of Beans	130,500
715	Jads Diagnostics EA LTD	Supply and delivery of Lab Reagents	135,000
716	Jealster Enterprises	Supply of Laundry Bleach	144,000
717	Bamell Enterprises	Supply of surgicals	145,000
718	FARAM E A LIMITED	Supply of Non Pharmaceuticals	145,560
719	Tilinah Enterprises	Supply of Multipurpose Soup	150,000
720	Cawaki Supplies	Supply of Non Pharmaceuticals	156,300
721	Mica Pharmaceuticals	Supply of Pharmaceuticals	163,200
722	Medispan Laboratories	Supply of Non Pharmaceuticals	163,500
723	Insta Labs EA LTD	Supply of Iodine	169,700
724	Kimgen Supplies Co. Ltd	Supply of Non Pharmaceuticals	174,510
725	Tajilan Enterprises	Supply of Non- Pharmaceuticals	175,000
726	Desco Investment	Supply of Non Pharmaceuticals	180,000
727	Highridge Phamaceticals	Supply of Non Pharmaceuticals	182,000
728	Insta labs EA LTD	Suppy of Laboratory Reagents	184,570
729	NAJAQUEST SUPPLIERS	Supply Of Fresh Vegetables	192,500
730	Milka Trading Limited	Supply of Food Stuffs	192,600
731	Mrembo Orchard Agencies	Supply of Food Stuffs	202,500
732	Allmed Medical Supplies LTD	Supply of Non Pharmaceuticals	206,800
733	Joylight Supplies LTD	Supply of Food Ration	209,000
734	FAMI INVESTMENT LIMITED	Supply of Non Pharmaceuticals	210,000
735	Bofit Diagnostics LTD	Supply of Blood Grouping Antigen	215,250
736	Hazali International LTD	Supply of Food Ration	216,370
737	Whaff industrial & General Handling Service	Supply of Powder Milk	216,825
738	UpJohn Ventures LTD	Supply of Non Pharmaceuticals	219,000

739	Advanced Medical Solutions	Supply of Non Pharmaceuticals	221,050
740	Insta labs East Africa Ltd	Supply of Non Pharmaceuticals	224,000
741	Carry Ventures	Supply of Stationery	227,500
742	Donrays General Supplies	Supply of Polished Rice	237,000
743	Advanced Medical Solutions	Supply of Non Pharmaceuticals	237,850
744	Kiwaka General Merchants LTD	Supply of Non Pharmaceuticals	238,770
745	Dominion Merchants	Supply of Non Pharmaceuticals	243,107
746	Adhisendwa Ltd	Supply of Non Pharmaceuticals	265,300
747	Rachis Enterprises LTD	Supply of Food and Rations	265,325
748	Mik Creations	Supply of Non Pharmaceuticals	275,000
749	Mega Hygiene Systems LTD	Supply of Multipurpose Detergent	277,500
750	Jocadan Enterprises	Supply of Non Pharmaceuticals	284,400
751	The Rhelend Enterprises	Supply of Hospital Equipment	296,400
752	Wanjugo Enterprises	Supplies of Computer Accessories	300,000
753	Wiseline Hauliers Kimited	Supply of Non Pharmaceuticals	302,000
754	Nellicom Services Limited	Supply of Stationery	307,365
755	BEKENYA Agencies	Supply of Carrots, cabbages and sweet potato	308,125
756	First Crystal Solutions	Supply of Tonners	310,000
757	Hecta Limited	Supply of Non Pharmaceuticals	310,299
758	Mica Pharmaceuticals	Supply of Health items	315,000
759	Aramu limited	Supply of Non-Pharmaceuticals	320,000
760	Mica Pharmaceuticals	Supply of Pharmaceuticals	320,000
761	Whaff Industrial and General Handling Servi	Supply of Non Pharmaceuticals	321,000
762	Proto Energy LTD	Supply and Delivery of LPG Gas	322,199
763	Whaff Industrial and General Handling Servi	Supply of Non Pharmaceuticals	324,000
764	Cactus Media LTD	Supply of Delivery of Non Pharmaceuticals	330,000
765	The Rhelends Enterprises LTD	Supply of Non Pharmaceuticals	331,000
766	Starbell Agencies	Supply of food Rations	337,400
767	Delphiq Enterprises Limited	Supply of General outpatient cards	337,500
768	Madibat Holdings Ltd	Supply of ICT devices	342,500
769	Luton Ventures	Supply of Assorted Non Pharmaceuticals	346,000
770	Allmed Medical supplies	Supply of Urine bags	356,000
771	Ketoways General agencies	Supply and Delivery of Local Sugar and Wimbi	358,200
772	Ketoways General Agencies LTD	Supply of Food Rations	358,200
773	Adhisedwa Limited	Supply of Cleaning Materials	360,000
774	Skillpark Company LTD	Supply of Occupational therapy items	364,150
775	Aramu LTD	Supply of Non Pharmaceuticals	367,250
776	Brighton Pharmaceuticals	Supply and delivery of Non pharmaceuticals	370,500
777	Perfect Innovations Enterprises	Supply of Non Pharmaceuticals	372,150
778	Hecho Trading Co.	Supply of non Pharmaceuticals	375,000
779	Dictous LTD	Plaster of Paris	378,000
780	Ellex Precision Enterprises	Supply of Non Pharmaceuticals	379,500
781	Blue Bells Care LTD	Supply of Yellow Sharp Containers	380,000
782	Becton Agencies	Supply of Food stuffs	381,310
783	Joycilla LTD	Supply of Food Stuffs	389,872
784	AGS Kenya Ltd	Supply of Non Pharmaceuticals	390,000
785	Danisora Investments	Supply of Non Pharmaceuticals	855,000
786	Mulenic Circle Company	Supply and Delivery of Meat	400,000
787	Fairton Agencies LTD	Supply of Non Pharmaceuticals	400,000
788	Oakline Company LTD	Supply of Stationery	402,852
789	Madawa Pharmaceuticals ltd	Supply of Non-Pharmaceuticals	405,000
790	Klean Queen solutions	Supply of Liquid Soap	405,000
791	LandRover sypa	Supply of Non Pharmaceuticals	405,800

792	Jules Apparels	Supply of Face Masks	410,000
793	Kameta Pharmaceuticals	Supply of Pharmaceuticals	415,500
794	Masmart General Supplies	Supply of Non Pharmaceuticals	417,000
795	Bio-Hazards waste solutions East Africa	Supply of Non-Pharmaceuticals	420,000
796	FAMI INVESTMENT LIMITED	Supply of Non Pharmaceuticals	420,000
797	Danmo Products LTD	supply of food ration	420,000
798	CITY PLUS LIMITED	Supply and delivery of Maize flour, wheat flour	420,480
799	Whaff Industrial and General Handling Services	Maroon linen	425,000
800	Dajim Distributors	Supply of Sugar and Tea Bags	425,100
801	Erangel Enterprises	Supply of Non Pharmaceuticals	428,600
802	Nyakari Investments	Supply of Non-Pharmaceuticals	429,948
803	Allmed Medical Supplies	Supply of Non Pharmaceuticals	432,000
804	Leur Africa	Supply of Non Pharmaceuticals	434,600
805	Monde Source Entreprises	supply of food ration	436,500
806	Wiseline Hauliers Kimited	Supply of Non Pharamceuticals	440,000
807	Nafrimo Enterprises	Supply of Multipurpose Toolbox Wheel	441,040
808	FAMI INVESTMENT LIMITED	Supply of Non Pharmaceuticals	443,040
809	Melsup Supplies	Supply of Non Pharmaceuticals	445,000
810	Whaff Industrial&Gen Handling Services	Supply of Stationery	455,350
811	VanLab Quick solutions	Supply of Alkaline Batteries and Branulars	458,000
812	Njaane Enterprises	Supply of Rice	466,800
813	Chanwan enterprises	Supply and delivery of Diesel	468,000
814	Brighton Pharmaceuticals	Supply of Non Pharmaceuticals	470,000
815	Tanar Supplies	Supply of Viro Padlocks	470,000
816	Algarve Enterprises	Supply and Delivery of Diesel	474,000
817	Kompowers Investments	Supply of Non-Pharmaceuticals	476,600
818	Teritron Investment LTD	Supply and Delivery of Computer and accessories	477,000
819	Bekenya Agencies	Supply and delivery of Cabbages and Carrots	480,000
820	Tajilan Enterprises	Supply of Non Pharmaceuticals	480,000
821	Techpo Enterprises	Supply of Toner	492,000
822	Colour International	Supply of Non Pharmaceuticals	495,600
823	Mimuju Agencies	Supply of Solusets Fluids	499,500
824	Lifeways Investments	Supply of Non Pharmaceuticals	500,000
825	Domica Ventures	Supply of Non Pharmaceuticals	501,370
826	Microvision Enterprises	Supply of Non Pharmaceuticals	506,000
827	Insta Lbs E.A LTD	Supply of Blood Sugar Strups and bulbs	507,000
828	Greenapple Solutions LTD	Supply of Physiotherapy Equipment	514,579
829	Crystal supplies(EA) LTD	Supply of Battteries and Sanitizer	518,000
830	Beelcy Services LTD	Supply of Food Rations	525,000
831	Brighton Pharmaceuticals LTD	Supply of Non Pharmaceuticals	531,000
832	Beldon Agencies	Supply of Liquid Soap	532,000
833	Chlorobands Ventures	Supply of Pharmaceuticals	533,680
834	Tri Source Engineering Ltd	Supply of Drinking Water	540,000
835	Amuts General Supplies	supply of mattress covers	546,925
836	Crown Healthcare	Supply of Non-Pharmaceuticals	552,840
837	Shiumuti Enterprises	Supply of Assorted Electricals and Hardwares	553,520
838	Good Shephard Supplies	Supply of Non Pharmaceuticals	557,200
839	Namu HealthWorks LTD	Supply of Thermometers	560,000
840	Jenniff Enterprises	Supply of Food Rations	570,000
841	Equitorial Office Plus LTD	Supply and Delivery of Essential Drugs	573,000
842	Crystal supplies(EA) LTD	Supply of Sodium Hypocrite and Surgical Glove	575,000
843	Goldstocks Company LTD	Supply and Delivery of ICT items	578,500
844	Crystal supplies(EA) LTD	Supply of assorted hardware and electrical items	581,700

845	Kimgen Supplies Co. Ltd	Supply of Food Rations	594,000
846	Jashami Enterprises	Supply of Non-Pharmaceuticals	604,580
847	Agnok Logistics & Supplies Ltd	Supply of Non-Pharmaceuticals	612,000
848	Jesta East Africa LTD	Supply of Non Pharmaceutical	615,400
849	Qishlaq Enterprises LTD	Supply of Surgical Gloves	622,030
850	Colmeds Total Supplies	Supply and delivery of Non Pharmaceuticals	633,000
851	Good Shephard Supplies	Supply of Toners	640,000
852	Golden Crest Agencies Ltd	Supply of Non Pharmaceuticals	643,000
853	First Crystal Solutions	Supply of X-Ray Detectables	640,000
854	Jennif Enterprises	Supply of food stuffs	643,700
855	Allmed Medical Supplies	Supply and delivery of Non Pharmaceuticals	646,500
856	Health Today Ltd	Supply of Cleaning Detergents	647,000
857	FAMI INVESTMENT LIMITED	Supply of Non-Pharmaceuticals	650,000
858	Transgoods General Supplies	Supply of I.V Cannulars	654,000
859	Elik Printers and Stationers	Supply of Medical Records	657,740
860	Labique Supplies	Supply of Non Pharmaceuticals	671,000
861	Oakline Company LTD	Supply of Printed Stationery Items	681,700
862	Four solutions Holdings LTD	Supply of Non Pharmaceuticals	687,500
863	Davemart Enterprises	Supply of Food Rations	691,400
864	Cardlink (K) Ltd	Supply of Medical Records	700,000
865	Gadget World	Supply and Delivery of Vicryl	700,800
866	Comprint Technologies	Medical Stationeries	721,000
867	Crystal supplies(EA) LTD	Supply of Non Pharamceuticals	737,300
868	Green base Utilities	Supply of Non Pharmaceuticals	740,000
869	TJL Kenya Company LTD	Supply of ICT Items	743,000
870	Brighton Pharmaceuticals	Supply of Non Pharmaceuticals	745,000
871	Krishna Chemist Ltd	Supply of Non Pharmaceuticals	750,000
872	Brookhart Healthcare	Supply of Non Pharmaceuticals	751,200
873	Lima E. A. Ltd	Supply of Non Pharmaceuticals	753,400
874	Gross Lead Holdings	Supply of Theatre Boots and Laboratory Reage	757,500
875	San Pareil Limited	Supply of Software	760,000
876	Medquip LTD	Supply of Medical Equipment	791,200
877	Golden Crest Agencies LTD	Supply of prescription Books	800,000
878	Fami Investments LTD	Supply of Face Masks	800,000
879	Techpo Enterprises	Supply of Toner	810,000
880	Isopharm Limited	Supply of Pharmaceuticals	821,710
881	Beypharm LTD	Supply of Probe Cleaner	831,750
882	Hecho Trading Co.	Supply of Sodium Hydrochloride	850,000
883	Tebik Supplies	Supply of Non Pharmaceuticals	856,000
884	Liti Holdings Ltd	Supply of Non Pharmaceuticals	890,000
885	Colour International	Supply of Digital X-Ray Films	942,500
886	Lymson Ltd	Supply of Food stuffs	946,680
887	Riverbed Enterprises Kenya	Supply of Masks	955,200
888	Kew Creations LTD	40ft Container (Shipping)	960,000
889	Kenbil Investments Ltd	Supply of Food Items	961,200
890	Nexter Enterprises Limited	Ultra Sound Printing Papers	973,200
891	Cardlink (K) Ltd	Supply of Patient files and Booklets	975,000
892	Stuart Limited	Supply of Furniture	989,260
893	LJ Solutions Limited	Supply of Medical Records	1,000,000
894	Brighton Phamaceuticals Ltd	Supply of Non Pharmaceuticals	1,000,000
895	Pankim Office Supplies LTD	Supply of Latex Gloves	1,040,000
896	Aidatek Enterprises Limited	Supply of Stationery items	1,045,000
897	Total Treasures Limited	Supply of Non-Pharmaceuticals	1,050,000

898	Bamboo Ventures	Supply of Assorted Non Pharmaceuticals	1,099,955
899	Briagate Ventures	Supply of disposable gowns	1,100,000
900	Digitech Enterprises Limited	Supply of Non Pharmaceuticals	1,116,500
901	Briagate Ventures	Supply of Building Works Materials and Tools	1,355,650
902	Alpha Queens Supplies Ltd	supply of pocket files	1,167,500
903	LJ Solutions Limited	Supply of Medical Records	1,200,000
904	Latema Pharmaceuticals	Supply of Non-Pharmaceuticals	1,222,000
905	Four solutions Holdings LTD	Supply of Pharmaceuticals	1,248,440
906	Chanwan Enterprises	Supply of Non-Pharmaceuticals	1,288,000
907	Nellicom Services LTD	Supply of Yellow Folders and attendance Card	1,355,000
908	Divatech Enterprises	Supply of Non Pharmaceuticals	1,443,000
909	Denro Springs	Supply of Non Pharmaceuticals	1,463,460
910	Bamboo Ventures	Supply of Tanks and Wholesome Water	1,475,534
911	First Crystal Solutions	Supply of Non Pharmaceuticals	1,500,000
912	Swaggs Communications	Purchase of Server	1,575,000
913	Lashmar Investments	Supply of Essential drugs	1,590,381
914	Fami Investments LTD	Supply of Nasal Prongs	1,600,000
915	PHARMATRADE PHARMACY LTD	Supply of Non Pharmaceuticals	1,643,600
916	Asiafric International	Supply of Non Pharmaceuticals	1,659,338
917	Alpha Queens Supplies Ltd	Supply of Non Pharmaceuticals	1,666,400
918	Elnasa East Africa LTD	Supply of Non Pharmaceuticals	1,775,000
919	Pharmatrade Pharmacy LTD	Supply and Delivery of Non Pharmaceuticals	1,809,677
920	Pharmatrade Pharmacy	Supply of Non Pharmaceuticals	1,916,000
921	Fidelity Telkom Services LTD	Supply and delivery of Stretcher and Wheel	1,920,000
922	Whaff Industrial and general handling service	Supply of Non Pharmaceuticals	1,936,000
923	Fidelity Telkom Services LTD	Supply of Mobile Raking System	1,970,000
924	Wiltech Communications Printers LTD	Supply of Patients Files	2,219,900
925	KEMSA	Supply of Assorted Pharmaceuticals	2,985,231
926	Trobby's Ltd	Supply of Non Pharmaceuticals	2,850,000
927	Total Hospital Solutions	Supply of Non Pharmaceuticals	3,596,000
928	Caele Investments Company LTD	Repair and Service of standby Generator	103,980
929	Geolex Electrical Services	Fabrication of Door	106,980
930	Galeen General Supplies	Repairs and Maintenance of Office Equipment	116,500
931	Dullytech enterprises	Flashing of coldroom system and related acce	227,365
932	Limah E A Limited	Provision of Cleaning Services	238,000
933	J.W Mwangi Enterprises Ltd	Solid Waste Management	312,515
934	Hatari Security Guards	Security for Cash On Transit	368,880
935	Geolex Electrical Services	Repair of British Autoclave	384,660
936	Medex EA Technologies LTD	Service of Generators/ Dental Unit Chair	420,000
937	Ellex Precision Enterprises	Service and repair of washing Machines	425,700
938	Green Place Consultants LTD	Removal of waste from Ash Pit and safe dispo	536,090
939	Haska Pharmaceuticals	Repair and Maintanance of medical Equipmen	560,000
940	Lima EA LTD	Provision of Cleaning Services	1,238,000
941	Shinjuku Enterprises	Servicing of Incubators	1,392,000
942	Acacia Equipment Kenya LTD	Hire of Heavy Equipment	1,464,000
943	National Youth Service	Hire of Heavy Machinery	5,319,422
944	National Youth Service	Solid Waste Management	6,528,280
945	Hewa Tele Limited	Supply of Oxygen	1,654,400
946	Panu Ventures	Building Materials	981,000
947	Road Track Solutions Ltd	Bitumen 80/100	1,381,450
948	Escace Company Ltd	Supply of wooven sacks	2,975,000
949	Leeds Solutions	Supply of Pesticides and Fungicides	4,170,000
950	Bephat Enterprises	Supply of Photocell	4,658,000

951	Jelani Company Ltd	Supply of cement	4,705,000
952	ISUZU EAST AFRICA LTD	Supply of Mini Bus	5,699,750
953	Embire Crystal Group LTD	Grain Quarry Dust	8,292,000
954	Akinsha Enterprises	Supply of Stones and Boulders	10,500,000
955	Bephat Enterprises	Supply of Photocell	11,645,000
956	Leeds Solutions	Provision of Live Plants	14,084,500
957	Moca Ventures LTD	Supply of Ballast	14,765,000
958	Leeds Solutions	Supply of live plants	14,927,500
959	Leeds Solutions	Supply of live plants	15,466,500
960	Leeds Solutions	Supply of Penisetum	18,947,500
961	Gwawi Investments Ltd	Supply of electrical assorted	20,492,500
962	Leeds Solutions	Supply of Soil	20,680,000
963	Unicom LTD	Supply of High Platform Telescopic Vehicle	20,900,000
964	Unicom LTD	Premix, Cold, Asphalt	21,849,996
965	Road Track Solutions Ltd	Asphalt/Bitumen; MC 30 200KG Drum	23,433,375
966	Leeds Solutions	Supply of clay flower pots	26,100,000
967	Leeds Solutions	Supply of live plants	26,424,000
968	Road Track Solutions Ltd	Supply of Asphalt	26,781,000
969	Protetta Holdings LTD	Supply of assorted electrical items	27,691,500
970	Leeds Solutions	Assorted Plant Materials	32,400,000
971	Leeds Solutions	Planting of Ornamental Shrubs and Trees	34,977,500
972	Matson General Supplies	Supply of Bitumen	40,171,500
973	Equip Agencies	Supply of Asphalt	52,000,000
974	Toyota Kenya LTD	Supply and Delivery of Hiace Microbus Ambulance	62,560,000
975	Intertractor Company LTD	Emergency Footbridges	63,250,000
976	Intertractor Company LTD	Emergency Footbridges	63,250,000
977	Intertractor Company LTD	Emergency Footbridges	63,250,000
978	Intertractor Company LTD	Emergency Footbridges	63,250,000
979	Fabro Limited	Supply of 140W LED Street Lights	90,396,000
980	Equip Agencies	Supply of Asphalt/Bitumen	90,512,412
981	Fabro LTD	Premix Cold Asphalt	90,521,412
982	Unicom LTD	Supply of Asphalt	90,521,412
983	Equip Agencies	Premix, Cold, Asphalt	90,521,412
984	Fabro Equipment LTD	Premix, Cold, Asphalt	90,521,412
985	Unicom LTD	Supply of Asphalt	90,521,412
986	Equip Agencies	Supply of Asphalt	90,521,412
987	Unicom LTD	Premix, Cold, Asphalt	90,521,412
988	Fabro Equipment LTD	Premix, Cold, Asphalt	90,521,412
989	Equip Agencies	Premix, Cold, Asphalt	90,521,412
990	Upseat Solutions Enterprises	Supply and Installation of Road Signages	8,524,000
991	Leeds Solutions	Supply of Top red soil	18,400,000
992	Ministry of Roads and Public Works	Hire of Equipment	100,000,000
993	Cable Connect Ltd	Supply of assorted electrical items	1,454,070
994	Equip Agencies	Supply of Bitumen	4,017,150
995	Kenya Power & Lighting Co. Ltd	Supply of Street Lights	4,385,848
996	Yakiyn Internationa Ltd	Supply of Paving slabs	7,985,600
997	Intertractor Company Limited	Supply of Assorted Parts	13,380,000
998	Kenya Power & Lighting Co. Ltd	Supply & Installation of High Street light Colour	13,707,904
999	Equip Agencies LTD	Supply of hot Asphalt Water P.Membrane	20,000,000
1000	Fabro Equipment LTD	Supply of Cold Asphalt Concrete	24,034,995
1001	Hydromatics Limited	High up Self uploading and offloading lorry 7/	26,000,000
1002	Intertractor Company LTD	Supply of spare parts	26,760,000
1003	Isuzu East Africa	Supply of 7 double cabin pickups	36,491,000

1004	Ledmatix Ltd	Supply of 325W LED Lanterns	47,400,000
1005	ISUZU EAST AFRICA LTD	Supply of Motor Vehicles	47,970,000
1006	Fabro Limited	Supply of Prime Coat	49,732,200
1007	Simba Corporation LTD	Supply and Delivery of Water Bowzer	50,103,520
1008	Rockey Africa LTD	Supply of Medium Tracked Dosers	50,840,932
1009	ISUZU EAST AFRICA LTD	Supply of Water Bowzer	58,647,500
1010	Unicom Limited	Supply of Telescopic Aerial Lift	125,400,000
1011	Ledmatix Ltd	Supply of LED lanterns	132,000,000
1012	Equip Agencies Limited	Supply of Overhead Crane Complete	39,288,168
1013	Geolex Electrical Services	Installation of Security Door and Grill	153,030
1014	Jusavi General Supplies	Proposed Construction and Completion of of	5,160,147
1015	Phemu General Supplies/Enterprises LTD	Drilling and Equipping of Boreholes	7,986,247
1016	Noordin Enterprises Ltd	Construction of Foot Bridge	9,151,356
1017	Bellagio Construction LTD	Epoxy Worktops complete and alluminium Pa	324,900
1018	Karmax Enterprises	Repairs of Tiles	628,740
1019	AllMed Medical Supplies LTD	Supply and Construction of Stores	644,200
1020	Kalexis LTD	Rehabilitation of Karuri Gakure Road and Out	1,255,916
1021	The Galaxy Way Ltd	Construction of Kayole South Sewer Improver	2,572,325
1022	Telemart Limited	Completion of Medical Block-Riruta Health Ce	2,727,431
1023	Peleko Enterprises	Proposed Sewer Rehabilitation-Dandora Phas	3,921,121
1024	Emerging Concept International LTD	Proposed Water Extension in Hospital ward	4,915,367
1025	Great Lakes International LTD	Road Construction	5,166,569
1026	Ginard Constuction Company Ltd	Construction and Rehabilitation of Ablution b	5,227,526
1027	Three Diamonds Construction LTD	Construction of Maternity Unit	5,851,493
1028	Davcon Limited	Construction of Kangemi Bus Terminus	7,107,877
1029	Mizphah Contractors Agencies	Construction of Perimeter Wall	7,486,873
1030	Manje Company Limited	Construction of Cussons Access Road in Baba	7,499,628
1031	Transhydro Engineering Limited	Construction of Maingi and Unique Road in Kv	9,292,724
1032	Asmaa Ventures Limited	Construction of Old Donholm Road(Part) in U	10,570,709
1033	Seluk Investment Limited	Construction of Kosovo Cluster Road A&C In H	8,490,854
1034	Energy Boundless Limited	Construction of Public Transport Facilities at V	12,768,056
1035	Harris General Supplies	Construction of Mareba Road (Part) in Viwand	17,739,742
1036	Dreamzone Company LTD	Construction of Outering Mutarakwa Lane Lin	19,107,539
1037	Qaana Contractors Limited	Renovation works,Construction of Perimeter V	21,124,522
1038	China Road and Bridges Corporation	Water, Sewer Extension & Street Lighting-Info	213,282,580
1039	China Road and Bridges Corporation	Water, Sewer Extension & Street Lighting-Info	470,726,341
1040	Lakezal Enterprises Ltd	Construction of Perimeter wall - Langata Heal	91,305
1041	Metropolitan Engineering Limited	Construction of Perimeter Wall and Renovatio	996,394
1042	Mollmag Investments	Retention Fee	1,328,881
1043	Topquadrant LTD	Street Lighting (Utawala)	3,151,742
1044	Aptus Connect Consultants LTD	Construction	3,384,337
1045	Jewel Touch Investment LTD	Rehabilitation of Sodom Kibarage Lab Roads	4,120,709
1046	Zeko Company Ltd	Road Construction	50,850,291
1047	Petmart Services Ltd	Construction of Medical Blockat Kamiti Health	4,979,823
1048	Davcon Limited	Construction of Access Road-Hacco	6,751,200
1049	East Builders LTD	Construction of Galole Road	6,940,097
1050	Mollmag investments	Construction of Maternity Theatre	7,035,568
1051	Plea International Company LTD	Construction of Mukiriti nyongara Road	7,168,378
1052	Milano Agencies	Road Construction	7,309,687
1053	Remu Engineering and Equipment	Rehabilitation of Road	7,410,689
1054	Rajwa Company LTD	Road Construction	7,456,195
1055	Kiango Construction Co. LTD	Development of Stem water drainage infrastr	7,624,324
1056	Three Diamonds Construction LTD	Construction of Maternity Unit	7,751,615

1057	Kiango Construction Co. LTD	Construction of Drainage System	8,433,501
1058	Mollmag investments	Contraction of New maternity Wing-Kibera so	8,635,893
1059	Water For the World	Drilling of Boreholes	8,789,385
1060	UBA Construction LTD	Rehabilitation of Thiongo Road	9,165,746
1061	Remera Investments LTD	Construction of Access Road in Nyayo Highrise	9,176,907
1062	Shashafey Enterprises LTD	Rehabilitation of Karindi Road	9,663,420
1063	Metropolitan Engineering LTD	Completion Works, Level 3 Hospital	9,977,354
1064	Jewel Touch Investment LTD	Rehabilitation of Roads	11,144,373
1065	MAC Sisters LTD	Construction of Daniel Comboni Road	11,450,187
1066	Calbeth Holdings LTD	Construction of Ruthimitu Kikuyu Road	11,518,408
1067	GreenPool Engineering	Construction of Kiambu Rd (Part) Eastleigh So	11,657,540
1068	Reliance Housing Company Limited	Rehabilitation of Gichugu and Githunguri Roa	11,907,516
1069	Strulink Africa Ventures	Construction of X-Taj Mall Road	12,225,825
1070	Quartorze ltd	Construction of New medical block - Umoja II	12,487,077
1071	Joyanca Business Solutions LTD	Construction of Double Box Culverts	13,378,502
1072	Mizpah Contractor Agency	Constructions at Muthurwa Market (Cluster 1	13,561,514
1073	Rudami Enterprises LTD	Construction of Deliverance Road	13,665,135
1074	Silver Silicon Ltd	Construction of Otology Lab-Ngara Health Cer	13,750,422
1075	Magnate Ventures LTD	Construction of Ngina Road	14,482,321
1076	Cantam Investment	Rehabilitation of Muthangari Gardens Road	14,580,000
1077	Bishin Transporters LTD	Rehabilitation of Githogoro Lanr	14,746,114
1078	Pinnie Agency Ltd	Construction of modern block - Mutuini Hosp	15,294,253
1079	Bricate Development Ltd	Development of Kiamaiko Rd	17,049,309
1080	HK Builders General Contractors	Rehabilitation of Muthurwa Public Transport	17,819,470
1081	Skytex Group LTD	Construction of Maili Saba Road	18,009,375
1082	Rware Technical Services	Construction of Access Road -Kayole	18,832,967
1083	Green Mount Construction	Road Construction Minor	19,229,227
1084	Nelta Regional Ventures Ltd	Construction of Access Road - Bahati	19,777,711
1085	Pecar Investments LTD	Construction of Footbridge at Globe Cinema	20,122,369
1086	Diston Investment LTD	Storm Water Drainage Infrastructure	20,254,860
1087	Raia Investments	Renovation of Kariobangi County Houses	21,365,515
1088	Webcom technical services ltd	construction of Kamae Kiwanja Rd-Kahawa W	22,098,677
1089	Translogic Hauliers LTD	Rehabilitation of KCA Ochola Road	23,418,448
1090	Kalexis Limited	Rehabilitation of Karuri Gakure Road and Out	26,199,698
1091	Bephat Enterprises	Rehabilitation Work for Mama Lucy Hospital	26,724,895
1092	UBA Construction LTD	Construction of Thiongo Road	26,833,124
1093	Tacoma General Company LTD	Rehabilitation of Hakati, Central Bus Station a	27,856,339
1094	Castan Enterprises LTD	Road Construction	28,522,289
1095	Tram Technical Services	Construction of Motorable Bridge	28,614,750
1096	Nyoro Construction	Construction of Road	32,526,810
1097	Bizrate Enterprises LTD	Construction of BuruBuru Roads and Oldonyo	34,386,698
1098	Davcon Limited	Construction of Kangemi Bus Terminus	37,006,041
1099	Topmast Engineering Ltd	Borehole Drilling Services	42,922,732
1100	Soleca Devt & Construction Co.	Proposed renovation works at Burma Market	46,764,673
1101	Veevee Enterprises LTD	Construction of Sewer Works- Mama Lucy	49,035,399
1102	Veevee Enterprises LTD	Construction of Works-Mama Lucy Kibaki	56,272,539
1103	China Road and Bridge Cooperation Kenya	Proposed water, sewer extensions and street	77,456,484
1104	Sihaam Ltd	Rehabilitation of United Old Akiba Rd	92,018,920
1105	Zalien Ltd	Food and rations	109,560
1106	Advanced Medical Solutions	Supply of Non Pharmaceuticals	120,000
1107	Haltlane Phamaceticals	Supply of Non Pharmaceuticals	170,325
1108	The Standard Group LTD	Advertisement and Public Notice	177,480
1109	The Standard Group Ltd	Advertisement and Public Notice	177,480

1110	Kiwaka General Merchants LTD	Supply of Non Pharmaceuticals	271,880
1111	Highridge Phamaceticals	Supply of Non Pharmaceuticals	499,000
1112	Bioquest Kenya Ltd	Supply of non Pharmaceuticals	713,400
1113	Colour International Ltd	Supply of Non Pharmaceuticals	743,180
1114	Frachel Enterprises	Supply of Stationery	829,527
1115	Total Hospital Solutions	Supply of Non Pharmaceuticals	889,650
1116	Nairobi Royal Medical Centre	Supply of Non Pharmaceuticals	893,400
1117	Alpha Queens Supplies Ltd	Supply of Non Pharmaceuticals	979,200
1118	Akinsha Enterprises LTD	Supply of food and rations	1,110,000
1119	Kenya Tents Limited	Supply of canopy tents.	1,210,000
1120	Intertractor Co. Ltd	Supply of vehicle batteries	2,337,000
1121	Deekay Relief	Supply of lab Reagents	2,580,546
1122	Baselink Group Ltd	Supply of Automobile/JLB Machine Service pa	6,775,254
1123	Baselink Group Ltd	Supply of Automobile/JLB Machine Service pa	6,775,254
1124	Motonguvu EA LTD	Supply of Electrical Items	8,301,000
1125	Lesol Ventures	Supply of ballast	8,859,000
1126	Fabro Limited	Supply of Non Pharmaceuticals	12,722,400
1127	Akinsha Enterprises	Delivery of assorted food stuffs	14,128,000
1128	Fabro Limited	Supply of Latex Gloves	16,128,000
1129	R.H. Devani Ltd	Supply of M.V Fuel	23,125,000
1130	Hilpaten Enterprises LTD	Supply and Delivery of Medical Records	24,667,500
1131	Tropical Health Care LTD	Supply of Non Pharmaceuticals	25,987,800
1132	Fabro Limited	Supply of Sanitary Bin	28,500,000
1133	Fabro Limited	Supply of sanitary bin	28,500,000
1134	Equip Agencies LTD	Supply of Asphalt	90,521,412
1135	Unicom LTD	Supply of disinfectant	193,628,300
1136	Tema Home Care Company	Solid Waste Management	65,039
1137	Muchui & Co. Advocates	Pending salary deductions - Nov 2021- Nov 20	70,915
1138	The Star Publications	Advertisement	169,360
1139	Nation Media Group	Payment for Adverisement	196,070
1140	Lake Naivasha Resort Ltd	Conference Facilities	306,000
1141	Shelila International LTD	Solid Waste Management	306,290
1142	Tema Home Care Company	Solid Waste Management	336,445
1143	Betabest Enterprises	Solid Waste Management	383,669
1144	Shelila International LTD	Solid Waste Management	429,021
1145	Silicon Hub LTD	Solid Waste Collection, Transportation and Di	551,612
1146	Commodities and Commodities LTD	Solid Waste Management	673,132
1147	Pridelnn Flamingo Beach Resort Ltd	Conference Facilities	688,300
1148	Betabest Enterprises LTD	NMS/T/21/2020-2023	750,614
1149	Primate Tours	Supply of Return Air Tickets	825,225
1150	J.W Mwangi Enterprises Ltd	Solid Waste Management	933,555
1151	Solid Waste Collectors Company	Hire of Heavy Machinery	1,064,000
1152	Bamburi Beach Hotel	Conference Facilities	1,125,000
1153	Commodities and Commodities LTD	Solid Waste Management	1,239,268
1154	Betabest Enterprises	Solid Waste Management	1,306,873
1155	Kenje Enterprises LTD	Solid Waste Management	1,346,503
1156	Kenje Enterprises LTD	Solid Waste Management	1,359,175
1157	Betabest Enterprises	Solid Waste Management	1,361,947
1158	KSG Embu	Conference	1,387,500
1159	Kamtix Cleaners	Cleaning Services	1,398,569
1160	Kenje Enterprises LTD	Solid Waste Management	1,529,294
1161	Betabest Enterprises LTD	Solid Waste Management	1,547,274
1162	Betabest Enterprises	Solid Waste Management	1,567,602

1163	Radio Africa LTD	Payment of Advertisement Services	1,624,000
1164	Zafy Traders Kenya LTD	Hire of Heavy Equipment	1,696,000
1165	Petmark Agencies	Solid Waste Disposal-CBD	1,770,667
1166	Betabest Enterprises LTD	Solid Waste Management	1,803,516
1167	National Youth Service	Security Guards Services	1,823,500
1168	Zafy Kenya LTD	Hire of Heavy Equipment	1,888,000
1169	Korbash Traders LTD	Solid Waste Management	1,920,000
1170	Zafy Traders Kenya LTD	Hire of Heavy Equipment	1,936,000
1171	Petmark Agencies LTD	Solid Waste Management	1,947,816
1172	Solid Waste Collectors LTD	Hire of Heavy Equipment	2,066,600
1173	Korbash Traders LTD	Solid Waste Management	2,327,447
1174	Korbash Traders LTD	Solid Waste Management	2,352,000
1175	Betabest Enterprises	Solid Waste Management	2,500,103
1176	Solid Waste Collectors LTD	Hire of Heavy Equipment	2,553,600
1177	Korbash Traders LTD	Solid Waste Management	2,847,595
1178	Zafy Traders Kenya LTD	Hire of Heavy Equipment	3,024,000
1179	Zafy Traders LTD	Hire of Heavy Equipment	3,024,000
1180	Kenje Enterprises LTD	Solid Waste Management	3,082,930
1181	Kenje Enterprises LTD	Solid Waste Management	3,164,389
1182	Colnet LTD	Solid Waste Management	3,246,623
1183	Solid Waste Collectors LTD	Hire of Heavy Equipment	3,298,400
1184	V-Max Enterprises LTD	Solid Waste Management	3,697,259
1185	Hamdan Investments LTD	Solid Waste Management	4,128,138
1186	Solid Waste Collectors LTD	Hire of Heavy Equipment	4,389,000
1187	Centreline Logistics LTD	Solid Waste Management	4,651,502
1188	Finch LTD	Solid Waste Management	4,770,238
1189	Hamdan Investment LTD	Solid Waste Management	4,849,452
1190	Korbash Traders LTD	Hire of Equipment	4,896,000
1191	National Youth Service	Solid Waste Management	5,142,674
1192	Ministry of Public Works	Hire of Heavy Equipment	5,230,690
1193	Solid Waste Collectors Company	Hire of Heavy Equipment	5,280,100
1194	Markitech Suppliers LTD	Solid Waste Management	5,585,365
1195	Hamdan investment ltd	Solid Waste Management	5,689,656
1196	Shelila International LTD	Solid Waste Management	5,865,702
1197	FairBanks LTD	Hire of Heavy Equipment	5,968,000
1198	Fairbanks LTD	Hire of Heavy Equipment	5,968,000
1199	V-Max Enterprises LTD	Solid Waste Management	6,009,060
1200	Fairbanks LTD	Hire of Heavy Equipment	6,688,000
1201	Fairbanks LTD	Hire of Heavy Machinery	7,304,000
1202	Fairbanks LTD	Hire of Heavy Machinery	7,320,000
1203	Finch LTD	Solid Waste Management	7,433,513
1204	Zeyana Enterprises LTD	Solid Waste Management	7,529,628
1205	Solid Waste Collectors Company	Solid Waste Management	7,660,800
1206	Petmark Agencies LTD	Solid Waste Management	7,904,646
1207	Colnet LTD	Solid Waste Management	8,016,904
1208	Petmark Agencies LTD	Solid Waste Management	8,499,528
1209	Colnet LTD	Solid Waste Management	8,596,854
1210	Colnet LTD	Solid Waste Management	8,662,339
1211	Zeyana Enterprises LTD	Solid Waste Management	8,680,751
1212	Kenice Investments LTD	Hire of Heavy Machinery	8,830,600
1213	Kenice Investment LTD	Solid Waste Management	8,830,600
1214	Markitech Supplies LTD	Solid Waste Management	9,338,739
1215	Zafy Traders LTD	Hire of Heavy Machinery	9,392,000

1216	Zafy Traders LTD	Solid Waste Management	9,392,000
1217	Zafy Traders LTD	Hire of Heavy Equipment	9,392,000
1218	Commodities and Commodities LTD	Solid Waste Management	9,813,009
1219	Colnet LTD	Solid Waste Management	10,130,903
1220	Solid Waste Collectors Company	Hire of Heavy Equipment	10,320,800
1221	Zafy Traders Kenya LTD	Solid Waste Management	10,656,000
1222	Aende Group LTD	Solid Waste Management	11,449,677
1223	Aende Group LTD	Solid Waste Management	11,819,595
1224	Markitech Suppliers LTD	Solid Waste Management	12,145,045
1225	Kenice Investment LTD	Hire of Heavy Equipment	12,544,300
1226	Zeyana Enterprises LTD	Solid Waste Management	13,144,232
1227	Kenice Investment LTD	Hire of Heavy Equipment	13,194,000
1228	Kenice Investment LTD	Hire of Heavy Equipment	14,250,750
1229	Humeiras Construction and Suppliers LTD	Hire of Heavy Equipment	14,960,800
1230	Kenice Investment LTD	Hire of Heavy Equipment	15,702,550
1231	Hamdan investment ltd	Solid Waste Management	16,213,500
1232	Zafy Traders LTD	Hire of Heavy Equipment	16,288,000
1233	Klinton Productions and Engineering LTD	Hire of Heavy Equipment	16,312,000
1234	PETMARK Agencies	Gabbage Collection	16,384,251
1235	Kenice Investment LTD	Hire of Heavy Equipment	16,503,200
1236	Zeyana Enterprises LTD	Solid Waste Management	16,653,792
1237	Humeiras Construction and Suppliers LTD	Hire of Heavy Equipment	16,948,400
1238	Finch LTD	Solid Waste Management	17,349,860
1239	Klinton Productions and Engineering LTD	Hire of Heavy Equipment	17,531,900
1240	Petmark Agencies LTD	Solid Waste Management	17,933,814
1241	Mara Daima Enterprises LTD	Hire of Heavy Equipment	18,308,000
1242	Conquest Holdings Ltd	Hire of Heavy Equipment	18,447,775
1243	Klinton Productions and Engineering LTD	Hire of Heavy Equipment	18,479,200
1244	Conquest Holdings Ltd	Hire of Heavy Equipment	18,481,185
1245	Conquest Holdings Ltd	Hire of Heavy Equipment	18,683,965
1246	Conquest Holdings Ltd	Hire of Heavy Equipment	18,866,525
1247	Mara Daima Enterprises LTD	Hire of Heavy Equipment	19,132,000
1248	Commodities and Commodities LTD	Solid Waste Management	19,223,320
1249	Klinton Productions and Engineering LTD	Solid Waste Management	19,243,750
1250	Klinton Productions and Engineering LTD	Hire of Heavy Equipment	19,366,900
1251	Commodities and Commodities LTD	Solid Waste Management	19,550,943
1252	Zeyana Enterprises LTD	Hire of Heavy Machinery	20,286,145
1253	Conquest Holdings Ltd	Hire of Heavy Equipment	21,574,120
1254	Humeiras construction and supplies LTD	Hire of Equipment	21,910,500
1255	Conquest Holdings Ltd	Hire of Heavy Equipment	22,622,445
1256	Commodities and Commodities LTD	Solid Waste Management	22,640,373
1257	Zafy Traders Kenya LTD	Hire of Heavy Equipment	22,704,000
1258	Humeiras Construction and Supply LTD	Hire of Equipment	22,709,400
1259	Markitech Suppliers LTD	Solid Waste Management	23,400,027
1260	Markitech Supplies LTD	Solid Waste Management	24,115,512
1261	Centreline Logistics LTD	Solid Waste Management	24,385,300
1262	Zeyana Enterprises LTD	Solid Waste Management	24,918,939
1263	Centreline Logistics LTD	Hire of Heavy Equipment	25,006,400
1264	Centreline Logistics LTD	Hire of Heavy Equipment	25,214,400
1265	Centreline Logistics LTD	Hire of Heavy Equipment	25,536,000
1266	Markitech Suppliers LTD	Solid Waste Management	26,451,244
1267	Centreline Logistics LTD	Solid Waste Management	59,649,370
1268	Centreline Logistics LTD	Solid Waste Management	63,328,810

1269	Centreline Logistics LTD	Solid Waste Management	91,221,116
1270	Centreline Logistics LTD	Solid Waste Management	92,584,266
1271	Maua and Company	Supply of LED Floodlights	60,809,000
1272	Fabro Limited	Supply of Asphalt	90,521,412
1273	Firm Brdge Limited	Rehabilitation of NCC Road in Kenyatta Golf C	5,600,586
1274	Rock & Pure Co. Ltd	Construction of Nawanjali Rd.-Cert. No.2	6,591,227
1275	Sixone 4 Construction LTD	Construction of Jaharis Road(Part) In Kayole C	8,042,396
1276	East Builders LTD	Road Construction	9,632,512
1277	Rock & Pure Co. Ltd	Construction of Nawanjali Rd.	12,653,142
1278	Petmart Services Ltd	Construction of medical block - Kamiti Centre	16,793,026
1279	Hardi Enterprises	Road Construction	48,084,117
1280	Pemu Engineering & Equipment Ltd	Construction of Ablution Block at Utalii Ward	4,508,452
1281	Alfred N. Ndambiri and Company Advocates	Legal fees for case No. CMCC NO. 5349	769,000
1282	Alfred N. Ndambiri and Company Advocates	Legal fees for case No. HCA NO. 572 of 2007 &	423,320
1283	Alfred N. Ndambiri and Company Advocates	Legal fees for case No.HCCC NO. 335 of 2005	421,000
1284	Migos Ogamba and Company Advocates	Legal fees for cases No. J.R MISC APPLICATION	450,000
1285	Migos Ogamba and Company Advocates	Legal fees for case No. CMCC NO. 6135 OF 20	150,000
1286	Swanya and Swanya Advocates	Legal fees for cases No. Surcharge Appeal Ma	7,009,907
1287	BULK REFUSE MANAGEMENT LIMITED	Solid Waste Collection,Transportation & Disposal Service-Embakasi East-December-2022	16,017,914
1288	BULK REFUSE MANAGEMENT LIMITED	Solid Waste Collection,Transportation & Disposal Service-Embakasi East-November -2022	20,563,752
1289	BULK REFUSE MANAGEMENT LIMITED	Solid Waste Collection,Transportation & Disposal Service-Embakasi East-September-2021	11,480,796
1290	BULK REFUSE MANAGEMENT LIMITED	Solid Waste Collection,Transportation & Disposal Service-Embakasi East-April-2021	7,708,039
1291	BULK REFUSE MANAGEMENT LIMITED	Hire of Additional Heavy Equipment, Plant & Machinery at Dandora Dumpsite-March-2021	19,716,750
1292	BULK REFUSE MANAGEMENT LIMITED	Hire of Additional Heavy Equipment, Plant & Machinery at Dandora Dumpsite-October-2022	18,935,950
1293	COLNET LIMITED	Solid Waste Collection,Transportation & Disposal Service-Embakasi East-January-2022	3,214,223
1294	COLNET LIMITED	Solid Waste Collection,Transportation & Disposal Service-Embakasi East-December-2022	5,555,165
	TOTAL		13,454,938,564

ANNEX 2

BANK ACCOUNTS

REPUBLIC OF KENYA

DATE: 01/07/2025

Report of the Board of Survey on the Cash and Bank Balances of EXECUTIVE OFFICE OF THE PRESIDENT as at the close of business on ...30th June, 2025.....

The Board, consisting of – (names and official titles)

- 1) Chairman Dr. Linda Kinyua
- 2) Member Dr. Martha Wangari
- 3) Member Dr. Makena Kyalo

As assembled at the Office of THE EXECUTIVE OFFICE OF THE PRESIDENT -Cash office at N.A.S (time) on the 1st Of July, 2025

And the following cash was produced:-

Notes	Sh.	<u>NIL</u>
Silver	Sh.	<u>NIL</u>
Copper.. .. .	Sh	<u>NIL</u>
Cheques (as per details on reverse)	Sh	<u>NIL</u>

It was observed that cheques amounting to Sh. N/A cts. N/A had been on hand for more than 14 days prior to the date of the survey.

The cash consists of Kenyan currency and does not contain any demonetized coin or notes.

The Cash Book reflected the following balances as at the close of business on the 30th June, 2025.

Cash on hand	Sh.	<u>NIL</u>
Bank Balance	Sh	<u>70,790,719.65</u>

The Bank Certificate of Balance showed a sum of Shs. SEVENTY MILLION SEVEN HUNDRED NINETY ONE THOUSAND SEVEN HUNDRED NINETEEN (SIX FIVE CENTS) (Shs 70,790,719.65) Standing to the credit of the account on 01/07/2025

The difference between this figure and the Bank Balances as shown by the Cash Book is accounted for in the Bank Reconciliation Statement (F.O. 30) attached

Chairman of the Board	Name <u>Dr. Linda Kinyua</u>	Signature <u>[Signature]</u>	Date <u>01/07/2025</u>
Member of the Board	Name <u>Dr. Martha Wangari</u>	Signature <u>[Signature]</u>	Date <u>01/07/2025</u>
Member of the Board	Name <u>Dr. Makena Kyalo</u>	Signature <u>[Signature]</u>	Date <u>01/07/2025</u>

LIST OF CHEQUEST INCLUDED AS PART OF CASH ON HAND

Cheque No.	Drawer	Date cheque	of Date Received	Amount

REPUBLIC OF KENYA

DATE: 01/07/2025

Report of the Board of Survey on the Cash and Bank Balances of EXECUTIVE OFFICE OF THE PRESIDENT as at the close of business on ...30th June, 2025.....

The Board, consisting of – (names and official titles)

- 1) Chairman MS LINDA KIZAVI
- 2) Member MC MARIHA LANGA
- 3) Member MA MUKWA KYALO

As assembled at the Office of THE EXECUTIVE OFFICE OF THE PRESIDENT -Cash office at 9:00 AM (time) on the 1st Of July, 2025

And the following cash was produced:-

Notes	Sh.	<u>NIL</u>
Silver	Sh.	<u>NIL</u>
Copper.. .. .	Sh	<u>NIL</u>
Cheques (as per details on reverse)	Sh	<u>NIL</u>

It was observed that cheques amounting to Sh. N/A cts. N/A had been on hand for more than 14 days prior to the date of the survey.

The cash consists of Kenyan currency and does not contain any demonetized coin or notes.

The Cash Book reflected the following balances as at the close of business on the 30th June, 2025.

Cash on hand	Sh. NIL
Bank Balance	Sh. <u>NIL</u>

The Bank Certificate of Balance showed a sum of Shs. (Shs. cts.)

Standing to the credit of the account on DEVELOPERS

The difference between this figure and the Bank Balances as shown by the Cash Book is accounted for in the Bank Reconciliation Statement (F.O. 30) attached

Chairman of the Board	Name <u>MS LINDA KIZAVI</u>	Signature <u>[Signature]</u>	Date <u>01/07/2025</u>
Member of the Board	Name <u>MC MARIHA LANGA</u>	Signature <u>[Signature]</u>	Date <u>01/07/2025</u>
Member of the Board	Name <u>MA MUKWA KYALO</u>	Signature <u>[Signature]</u>	Date <u>01/07/2025</u>

LIST OF CHEQUEST INCLUDED AS PART OF CASH ON HAND

Cheque No.	Drawer	Date of cheque	Date Received	Amount

REPUBLIC OF KENYA

DATE: 01/07/2025

Report of the Board of Survey on the Cash and Bank Balances of EXECUTIVE OFFICE OF THE PRESIDENT as at the close of business on ...30th June, 2025.....

The Board, consisting of – (names and official titles)

- 1) Chairman MS LINDA KIGALI
- 2) Member MS MARIKA WANGA
- 3) Member MR. MUKWA KYALO

As assembled at the Office of THE EXECUTIVE OFFICE OF THE PRESIDENT -Cash office at ...9:00 AM... (time) on the 1st Of July, 2025

And the following cash was produced:-

Notes	Sh.	NIL
Silver	Sh.	NIL
Copper.. .. .	Sh	NIL
Cheques (as per details on reverse)	Sh	NIL

It was observed that cheques amounting to Sh. N/A... cts. N/A... had been on hand for more than 14 days prior to the date of the survey.

The cash consists of Kenyan currency and does not contain any demonetized coin or notes.

The Cash Book reflected the following balances as at the close of business on the 30th June, 2025.

Cash on hand	Sh.	NIL
Bank Balance	Sh	<u>201,256,720.50</u>

The Bank Certificate of Balance showed a sum of Shs. TWO HUNDRED AND ONE MILLION TWO HUNDRES FIFTY SIX THOUSAND SEVEN HUNDRED TWENTY..... (Shs. 201,256,720.50 (50) FIFTY CENT Standing to the credit of the account on ...DEPOSIT.....

The difference between this figure and the Bank Balances as shown by the Cash Book is accounted for in the Bank Reconciliation Statement (F.O. 30) attached

Chairman of the Board	Name <u>MS LINDA KIGALI</u>	Signature <u>[Signature]</u>	Date <u>01/07/2025</u>
Member of the Board	Name <u>MS MARIKA WANGA</u>	Signature <u>[Signature]</u>	Date <u>01/07/2025</u>
Member of the Board	Name <u>MR. MUKWA KYALO</u>	Signature <u>[Signature]</u>	Date <u>01/07/2025</u>

LIST OF CHEQUEST INCLUDED AS PART OF CASH ON HAND

Cheque No.	Drawer	Date cheque	of Date Received	Amount

BANKI
KUU YA
KENYA



CENTRAL
BANK OF
KENYA

Haile Selassie Avenue
P.O. Box 60000 - 00200 Nairobi, Kenya
Telephone: 2860000, Fax: 3340192

July 30, 2025

CERTIFICATE OF BALANCES

Customer: 120357

EXECUTIVE OFFICE OF THE PRESIDENT

Balance Date: 21-July-25

Account No	Account Name	Currency	Balance
1000181354	REC-EXECUTIVE OFFICE OF THE PRESIDENT	KES	70,791,719.65
1000181583	DEV-EXECUTIVE OFFICE OF THE PRESIDENT	KES	0.00
1000181947	DEP-EXECUTIVE OFFICE OF THE PRESIDENT	KES	201,256,720.50

Handwritten signature of Priscilla Keitany in black ink.

Priscilla Keitany
Authorised Signatory
Banking Services Division

Handwritten signature of Joyce Nasioku in black ink.

Joyce Nasioku
Authorised Signatory
Banking Services Division



PUBLIC OF KENYA
THE NATIONAL TREASURY & ECONOMIC PLANNING

Telegraphic Address: 22921
Finance – Nairobi
FAX NO. 310833
Telephone: 2252299
When Replying Please Quote

THE NATIONAL TREASURY
P O BOX 30007 - 00100
NAIROBI

Vote 1011 Ref. No. FY2024/2025/Ledgers

23rd July, 2025

Head of Accounting Unit

Executive Office of the President
NAIROBI

EXCHEQUER RELEASES FOR FY2024/2025

Reference is made to Exchequer releases in respect to FY2024/2025.

Attached is the ledger indicating the disbursements made in the FY2024/2025 for both Recurrent and Development votes.

Please confirm to your records and revert back in case of any discrepancies.

FCPA BERNARD NDUNGU, MBS

DIRECTOR GENERAL ACCOUNTING SERVICES & QUALITY ASSURANCE

Head financial reporting
for note and deal

RECURRENT VOTE
R1011 THE EXECUTIVE OFFICE OF THE PRESIDENT

Recurrent Exchequer Position						
Date	Not. No.	Amount (Kshs)		Date	Particulars	Amount (Kshs)
09-Aug-24	RE: 009/01	116,801,889.45		01-Jul-24	Original Provision	4,226,290,119.00
23-Aug-24	RE: 020/01	17,570,311.00		09-Aug-24	Supp I	(646,815,488.00)
04-Sep-24	RE: 030/01	134,506,364.15		19-Mar-25	Supp II	906,688,041.00
19-Sep-24	RE: 043/01	165,652,653.15		26-Jun-25	Supp III	60,000,000.00
27-Sep-24	RE: 051/01	134,836,841.40				
23-Oct-24	RE: 074/01	110,630,791.70				
31-Oct-24	RE: 082/01	191,366,553.80				
06-Nov-24	RE: 084/01	34,000,000.00				
21-Nov-24	RE: 096/01	92,659,598.85				
03-Dec-24	RE: 108/01	166,535,610.10				
20-Dec-24	RE: 123/01	99,682,164.70				
03-Jan-25	RE: 138/01	137,676,124.60				
22-Jan-25	RE: 152/01	168,883,211.15				
04-Feb-25	RE: 167/01	142,636,787.20				
12-Feb-25	RE: 176/01	117,609,600.00				
14-Feb-25	RE: 180/01	28,470,686.10				
07-Mar-25	RE: 198/01	149,833,704.90				
13-Mar-25	RE: 208/01	54,836,290.80				
01-Apr-25	RE: 221/01	156,261,680.85				
08-Apr-25	RE: 227/01	137,087,016.70				
15-Apr-25	RE: 234/01	90,623,442.15				
29-Apr-25	RE: 244/01	162,898,504.70				
20-May-25	RE: 263/01	211,765,639.00				
26-May-25	RE: 268/01	304,152,609.35				
13-Jun-25	RE: 288/01	286,308,116.25				
19-Jun-25	RE: 293/01	536,537,000.45				
23-Jun-25	RE: 295/01	82,432,918.65				
26-Jun-25	RE: 303/01	183,713,141.05				
30-Jun-25	RE: 307/01	285,874,106.00				
30-Jun-25	RE: 310/01	30,714,414.10				
30-Jun-25	RE: 312/01	13,604,899.70				
Total Issues		4,546,162,672.00				
Balance		-				
		4,546,162,672.00				4,546,162,672.00

100%

DEVELOPMENT VOTE
D1011 THE EXECUTIVE OFFICE OF THE PRESIDENT

Development Exchequer Position						
Date	Not. No.	Amount (Kshs)		Date	Particulars	Amount (Kshs)
30-Jun-25	DE: 121/01	25,706,472.45		1-Jul-24	Original Provision	1,200,900,000.00
	DE:			7-Aug-24	Supp I	(1,200,900,000.00)
	DE:			19-Mar-25	Supp II	50,000,000.00
	DE:					
	DE:					
	DE:					
	DE:					
	DE:					
	DE:					
	DE:					
Total Issues		25,706,472.45				
Balance		24,293,527.55				
		50,000,000.00				50,000,000.00

ANNEX 3

IMPREST

&ADVANCES

OUTSTANDING IMPREST REGISTER

28-AUG-25 12:17 PM

FROM DATE:01-JUL-2024

TO DATE:30-JUN-2025

For: Executive Office of the President

PF/NO	Particulars	Desgination	Total	Amount
-------	-------------	-------------	-------	--------

0.00

ANNEX 4
DEPOSITS
&RETENTIONS

SUMMARY OF EOP DEPOSITS-VOTE-1011-2024/2025	
LEDGER BALANCES AS AT 30TH-JUNE-2025	
DESCRIPTION	AMOUNTS(KSHS)
DEPOSITS:	
1.BETTING CONTROL AND LICENCING BOARD	9,219.95
2.KENYA INTERNATIONAL BOUNDARY OFFICE	10,249,608.80
3.PS NATIONAL TREASURY(NMS-PAYMENTS)	725,762.60
4.STATE HOUSE(RETENTION)	2,459,083.90
5.E.O.P - RECURRENT(RV0003)	37,000.00
6.E.O.P - RECURRENT(RV0008)	33,700.00
7.E.O.P -RECURRNT(RV0009)	12,533.30
8.E.O.P-RECURRENT(RV0010)	29,333.30
SUB TOTAL	13,556,241.85
RETENTIONS:	
1.BULLSONS ENTERPRISES	2,368,107.80
3.ZOLA CAPITAL LTD	3,947,171.40
4.LINTON CIVIL ENGINEERING	1,446,359.00
5.STATE DEPT OF BROADCAST	15,048,423.00
6.DIADEN LTD	481,611.60
7.SCALEM LTD	1,751,017.00
8.RAKEN LIMITED	4,899,333.85
9.MIZPAH CONTRACTORS	7,486,873.05
10.ALMONDS CONTRACTORS	894,073.30
11.FIRMBRIDGE LTD	4,765,813.50
12.TAYO CONSTRUCTION CO.	4,429,304.95
13.RAIA INVESTMENT	3,405,854.20
14.KIMSOM CONTRACTORS	183,119.60
15.METROPOLITAN ENGINEERING	795,774.40
16.FAIR BANKS LTD	590,340.35
17.HUMEIRAS CONSTRUCTION CO	2,633,610.05
18.SILVER SILICON CONTRACTORS	922,715.95
19.QUATORZE LIMITED	2,350,128.50
20.MWADEMI INVESTORS LTD	1,191,786.10
21.PIDNGICH TECHNOLOGIES LTD	192,922.45
22.PINNIE AGENCY LTD	6,795,866.95
23.VEE VEE ENTERPRISES LTD	7,813,555.40
24.CAPRICON STRUCTURES LTD	774,494.70
25.NOORDIN ENTERPRISES	2,943,335.10
26.ARIDLANDS CONSTRUCTION CO. LTD	1,674,981.75
27.CHINA ROADS AND BRIDGE CO.LTD	107,913,904.70
SUB TOTAL	187,700,478.65
TOTAL	201,256,720.50

ANNEX 5

REPORTS GENERATED FROM IFMIS

The following financial Reports Generated from IFMIS should be generated and attached as appendices to these financial statements.

- i. GOK IFMIS Comparison Trial Balance
- ii. FO30 (Bank reconciliations) for all bank accounts
- iii. GOK IFMIS Receipts and Payments Statement
- iv. GOK IFMIS Statement of Financial Position
- v. GOK IFMIS Statement of Cash Flows
- vi. GOK IFMIS Notes to the Financial Statements
- vii. GOK IFMIS Statement of Budget Execution
- viii. GOK IFMIS Statement of Deposits
- ix. GOK IFMIS Budget Execution by Programme and Economic Classification
- x. GOK IFMIS Budget Execution by Heads and Programmes
- xi. GOK IFMIS Budget Execution by Programmes and Sub-programmes



Trial Balance Comparison Report

Entity: 1011-Executive Office of the President

Current Period: JUL-24 To JUN-25

Compare With: JUL-23 To ADJ2-24

Account No and Description	Current Period		Previous period	
	Debit Balance	Credit Balance	Debit Balance	Credit Balance
	Kshs	Kshs	Kshs	Kshs
1110101 Personal Income Tax - PAYE Government Employees	0.00	0.00	0.00	0.00
1110100 Receipt of Income Tax from Individuals	0.00	0.00	0.00	0.00
1110000 Taxes on Income, Profits and Capital Gains	0.00	0.00	0.00	0.00
1130301 Receipts from Other Non-Recurrent Taxes on Property	0.00	0.00	0.00	0.00
1130300 Receipts from Other Taxes on Property	0.00	0.00	0.00	0.00
1130000 Taxes on Property	0.00	0.00	0.00	0.00
1320202 Capital Grants from International Organizations	0.00	0.00	0.00	0.00
1320200 Grants from International Organizations - Direct Payments AIA	0.00	0.00	0.00	0.00
1320000 Grants from International Organisations	0.00	0.00	0.00	0.00
1330101 Funds Management Fees Received from Local Authorities Transfer Fund	0.00	0.00	0.00	0.00
1330100 Grants received by Central Govt from General Govt units	0.00	0.00	0.00	0.00
1330000 Grants from other levels of Governments	0.00	0.00	0.00	0.00
1410402 Rent of Government Buildings and Housing	0.00	0.00	0.00	0.00
1410400 Rents on land, houses and buildings	0.00	0.00	0.00	0.00
1410000 Property Income	0.00	0.00	0.00	0.00
1420233 Surcharge Fees	0.00	0.00	0.00	0.00
1420234 Certificate of Good Conduct Fees	0.00	0.00	0.00	0.00
1420200 Administrative Fees and Charges	0.00	0.00	0.00	0.00
1420337 Surcharge Fees	0.00	18,853,226.95	0.00	16,035,169.00
1420300 Administrative Fees and Charges collected as AIA	0.00	18,853,226.95	0.00	16,035,169.00
1420601 Sale of Tender Documents	0.00	0.00	0.00	0.00
1420600 Receipts from Sale of Incidental Goods	0.00	0.00	0.00	0.00
1420000 Sales of Goods and Services	0.00	18,853,226.95	0.00	16,035,169.00
1450101 Sundry Revenue	0.00	0.00	0.00	0.00
1450100 Paid to Exchequer	0.00	0.00	0.00	0.00
1450000 Other Receipts Not Elsewhere Classified	0.00	0.00	0.00	0.00
1540105 Other Miscellaneous Receipts	0.00	0.00	0.00	126,000.00
1540100 Other Miscellaneous Revenues	0.00	0.00	0.00	126,000.00
1540000 Financial Assets Loan	0.00	0.00	0.00	126,000.00
2110101 Basic Salaries - Civil Service	928,509,796.90	0.00	903,484,539.60	0.00
2110100 Basic Salaries - Permanent Employees	928,509,796.90	0.00	903,484,539.60	0.00
2110201 Contractual Employees	8,808,000.00	0.00	0.00	0.00
2110202 Casual Labour - Others	0.00	0.00	0.00	0.00
2110200 Basic Wages - Temporary Employees	8,808,000.00	0.00	0.00	0.00
2110301 House Allowance	308,995,893.80	0.00	277,742,802.05	0.00
2110304 Overtime - Civil Service	50,649,523.30	0.00	40,756,212.95	0.00
2110308 Medical Allowance	0.00	0.00	0.00	0.00
2110309 Special Duty Allowance	1,187,140.50	0.00	0.00	0.00
2110310 Top-up Allowance	0.00	0.00	0.00	0.00
2110311 Transfer Allowance	0.00	0.00	0.00	0.00
2110312 Responsibility Allowance	7,394,000.00	0.00	1,368,000.00	0.00
2110313 Entertainment Allowance	17,603,380.00	0.00	32,180,456.00	0.00
2110314 Transport Allowance	105,317,150.00	0.00	111,540,137.20	0.00
2110315 Extreneous Allowance	193,058,476.70	0.00	95,427,527.10	0.00
2110317 Domestic Servant Allowance	6,178,266.00	0.00	4,337,952.00	0.00
2110318 Non Practising Allowance	5,744,000.00	0.00	1,872,000.00	0.00
2110319 Top-up House Allowance	0.00	0.00	0.00	0.00
2110320 Leave Allowance	42,328,164.35	0.00	8,036,407.00	0.00
2110322 Risk Allowance	0.00	0.00	0.00	0.00
2110327 Ministerial Allowance	0.00	0.00	0.00	0.00

Account No and Description	Current Period		Previous period	
	Debit Balance	Credit Balance	Debit Balance	Credit Balance
2110333 Management Support Allowance	0.00	0.00	0.00	0.00
2110335 Emergency Call Allowance	0.00	0.00	0.00	0.00
2110336 Car Purchase Allowance	0.00	0.00	0.00	0.00
2110399 Personal Allowances paid - Oth	0.00	0.00	0.00	0.00
2110300 Personal Allowances paid as part of Salary	738,455,994.65	0.00	573,261,494.30	0.00
2110403 Refund of Medical Expenses - Ex-Gratia	0.00	0.00	0.00	0.00
2110400 Personal Allowances paid as Reimbursements	0.00	0.00	0.00	0.00
2110599 Personal Allowances provided in Kind - Others	0.00	0.00	0.00	0.00
2110500 Personal Allowances provided in Kind	0.00	0.00	0.00	0.00
2110000 Wages and Salary Contributions	1,675,773,791.55	0.00	1,476,746,033.90	0.00
2120101 Employer Contributions to National Social Security Fund	9,032,800.00	0.00	0.00	0.00
2120103 Employer Contribution to Staff Pensions Scheme	2,000,000.00	0.00	0.00	0.00
2120104 Employers Contribution to National Housing Fund	21,363,075.00	0.00	0.00	0.00
2120105 Employer's Contribution to National Industrial Training Fund	492,000.00	0.00	0.00	0.00
2120100 Employer Contributions to Compulsory National Social Security Schemes	32,887,875.00	0.00	0.00	0.00
2120000 Social Contributions	32,887,875.00	0.00	0.00	0.00
2210101 Electricity	25,732,283.95	0.00	15,215,979.00	0.00
2210102 Water and Sewerage Charges	4,017,178.70	0.00	1,074,475.70	0.00
2210103 Gas expenses	0.00	0.00	14,774.00	0.00
2210104 Electricity expenses(Pending Bills)	0.00	0.00	0.00	0.00
2210106 Utilities, Supplies- Other (0.00	0.00	0.00	0.00
2210100 Utilities, Supplies and Services	29,749,462.65	0.00	16,305,228.70	0.00
2210201 Telephone, Telex, Facsimile and Mobile Phone Services	20,896,328.60	0.00	10,916,169.00	0.00
2210202 Internet Connections	5,942,185.40	0.00	1,120,450.00	0.00
2210203 Courier & Postal Services	1,023,642.50	0.00	83,825.00	0.00
2210204 Leased Communication Lines	215,107.50	0.00	0.00	0.00
2210205 Satellite Access Services	37,180.00	0.00	24,620.00	0.00
2210206 Licencing fees for Communication	0.00	0.00	0.00	0.00
2210299 Communication, Supplies - Othe	0.00	0.00	0.00	0.00
2210200 Communication, Supplies and Services	28,114,444.00	0.00	12,145,064.00	0.00
2210301 Travel Costs (airlines, bus, railway, mileage allowances, etc.)	81,351,789.20	0.00	16,971,443.15	0.00
2210302 Accommodation - Domestic Travel	39,722,879.00	0.00	13,866,238.05	0.00
2210303 Daily Subsistence Allowance	83,259,705.60	0.00	28,329,693.50	0.00
2210304 Sundry Items (e.g. airport tax, taxis, etc?)	1,445,000.00	0.00	453,647.20	0.00
2210305 Shipment of Personal and Household Effects	0.00	0.00	0.00	0.00
2210307 Passage & Transfer Expenses	256,900.00	0.00	8,320.00	0.00
2210308 Local Presidential Visits	0.00	0.00	0.00	0.00
2210309 Field Allowance	14,309,908.00	0.00	9,891,400.00	0.00
2210310 Field Operational Allowance	2,236,900.00	0.00	0.00	0.00
2210399 Domestic Travel and Subs. - Others	0.00	0.00	0.00	0.00
2210300 Domestic Travel and Subsistence, and Other Transportation Costs	222,583,081.80	0.00	69,520,741.90	0.00
2210401 Travel Costs (airlines, bus, railway, etc.)	19,012,561.50	0.00	22,877,954.00	0.00
2210402 Accommodation	8,040,693.50	0.00	222,336.00	0.00
2210403 Daily Subsistence Allowance	22,428,905.05	0.00	12,387,951.95	0.00
2210404 Sundry Items (e.g. airport tax, taxis, etc?)	22,174.00	0.00	0.00	0.00
2210405 Shipment of Personal and Household Effects	0.00	0.00	0.00	0.00
2210407 State Visits Abroad	0.00	0.00	0.00	0.00
2210400 Foreign Travel and Subsistence, and other transportation costs	49,504,334.05	0.00	35,488,241.95	0.00
2210501 International News Services	0.00	0.00	0.00	0.00
2210502 Publishing & Printing Services	8,591,941.60	0.00	3,041,651.55	0.00
2210503 Subscriptions to Newspapers, Magazines and Periodicals	6,176,296.40	0.00	548,655.00	0.00
2210504 Advertising, Awareness and Publicity Campaigns	3,243,214.00	0.00	0.00	0.00
2210505 Trade Shows and Exhibitions	53,400.00	0.00	75,500.00	0.00
2210506 Purchase of Curios	0.00	0.00	0.00	0.00
2210599 Printing, Advertising - Other	0.00	0.00	0.00	0.00
2210500 Printing , Advertising and Information	18,064,852.00	0.00	3,665,806.55	0.00

Account No and Description	Current Period		Previous period	
	Debit Balance	Credit Balance	Debit Balance	Credit Balance
Supplies and Services				
2210601 Rent of Vehicles	499,990.00	0.00	0.00	0.00
2210603 Rents and Rates - Non-Residential	313,888,662.80	0.00	95,085,718.95	0.00
2210604 Hire of Transport, Equipment	0.00	0.00	70,000.00	0.00
2210606 Hire of Equipment, Plant and Machinery	499,990.00	0.00	44,116,500.00	0.00
2210600 Rentals of Produced Assets	314,888,642.80	0.00	139,272,218.95	0.00
2210701 Travel Allowance	21,190,273.30	0.00	8,218,871.10	0.00
2210702 Remuneration of Instructors and Contract Based Training Services	383,120.00	0.00	20,000.00	0.00
2210703 Production and Printing of Training Materials	0.00	0.00	0.00	0.00
2210704 Hire of Training Facilities and Equipment	1,129,240.00	0.00	661,201.00	0.00
2210706 Book Allowance	789,515.00	0.00	112,690.00	0.00
2210707 Project Allowance	1,014,908.00	0.00	33,250.00	0.00
2210708 Trainer Allowance	0.00	0.00	0.00	0.00
2210709 Research Allowance	183,250.00	0.00	0.00	0.00
2210710 Accommodation Allowance	1,686,893.00	0.00	2,230,075.00	0.00
2210711 Tuition Fees Allowance	12,412,445.00	0.00	6,083,344.00	0.00
2210799 Training Expenses - Other (Bud	271,929.00	0.00	120,025.00	0.00
2210700 Training Expenses	39,061,573.30	0.00	17,479,456.10	0.00
2210801 Catering Services (receptions), Accommodation, Gifts, Food and Drinks	28,968,597.85	0.00	36,633,580.35	0.00
2210802 Boards, Committees, Conferences and Seminars	206,998,873.05	0.00	346,922,443.00	0.00
2210803 State Hospitality Costs	412,400.00	0.00	0.00	0.00
2210805 National Celebrations	1,970,800.00	0.00	1.00	0.00
2210806 Expenses of President's Household	0.00	0.00	6.00	0.00
2210807 Medals, Awards and Honors	0.00	0.00	11,332,580.00	0.00
2210808 Purchase of Coffins	160,000.00	0.00	37,500.00	0.00
2210809 Board Allowance	12,704,647.60	0.00	10,128,762.85	0.00
2210899 Hospitality Supplies - other (0.00	0.00	0.00	0.00
2210800 Hospitality Supplies and Servi	251,215,318.50	0.00	405,054,873.20	0.00
2210905 Aircraft, Boats and Other Transport Equipment Insurance	0.00	0.00	0.00	0.00
2210910 Medical Insurance	2,015,225.10	0.00	1,021,141.00	0.00
2210900 Insurance Costs	2,015,225.10	0.00	1,021,141.00	0.00
2211001 Medical Drugs	0.00	0.00	0.00	0.00
2211002 Dressings and Other Non-Pharmaceutical Medical Items	0.00	0.00	0.00	0.00
2211004 Fungicides, Insecticides and Sprays	2,642,220.00	0.00	820,000.00	0.00
2211006 Purchase of Workshop Tools, Spares and Small Equipment	29,000.00	0.00	214,900.00	0.00
2211007 Agricultural Materials, Supplies and Small Equipment	0.00	0.00	0.00	0.00
2211008 Laboratory Materials, Supplies and Small Equipment	0.00	0.00	0.00	0.00
2211009 Education and Library Supplies	2,227,677.00	0.00	1,862,833.00	0.00
2211010 Supplies for Broadcasting and Information Services	749,990.00	0.00	0.00	0.00
2211011 Purchase/Production of Photographic and Audio-Visual Materials	4,545,790.00	0.00	187,480.00	0.00
2211015 Foods and Rations	0.00	0.00	0.00	0.00
2211016 Purchase of Uniforms and Clothing - Staff	3,720,980.00	0.00	1,000,360.00	0.00
2211018 Purchase of Uniforms and Clothing - Trainees	0.00	0.00	0.00	0.00
2211021 Purchase of Bedding and Linen	0.00	0.00	0.00	0.00
2211023 Supplies for Production	215,876,847.55	0.00	61,120,813.30	0.00
2211026 Purchase of Vaccines and Sera	0.00	0.00	0.00	0.00
2211028 Purchase of X-Rays Supplies	0.00	0.00	0.00	0.00
2211031 Specialised Materials - Other	0.00	0.00	0.00	0.00
2211000 Specialised Materials and Supp	229,792,504.55	0.00	65,206,386.30	0.00
2211101 General Office Supplies (papers, pencils, forms, small office equipment etc)	42,045,021.55	0.00	9,655,005.80	0.00
2211102 Supplies and Accessories for Computers and Printers	23,108,385.80	0.00	3,480,572.80	0.00
2211103 Sanitary and Cleaning Materials, Supplies and Services	5,122,186.95	0.00	211,600.00	0.00
2211199 Office and General Supplies -	0.00	0.00	0.00	0.00
2211100 Office and General Supplies and Services	70,275,594.30	0.00	13,347,178.60	0.00
2211201 Refined Fuels and Lubricants for Transport	62,786,322.75	0.00	28,459,529.20	0.00
2211202 Refined Fuels and Lubricants for Production	409,425.00	0.00	98,809.85	0.00

Account No and Description	Current Period		Previous period	
	Debit Balance	Credit Balance	Debit Balance	Credit Balance
2211203 Refined Fuels and Lubricants -- Other	4,328,400.00	0.00	0.00	0.00
2211204 Other Fuels (wood, charcoal, cooking gas etc?)	0.00	0.00	0.00	0.00
2211299 Fuel Oil and Lubricants - Othe	0.00	0.00	0.00	0.00
2211200 Fuel Oil and Lubricants	67,524,147.75	0.00	28,558,339.05	0.00
2211301 Bank Service Commission and Charges	0.00	0.00	0.00	0.00
2211305 Contracted Guards and Cleaning Services	34,496,751.20	0.00	435,694,531.20	0.00
2211306 Membership Fees, Dues and Subscriptions to Professional and Trade Bodies	0.00	0.00	762,800.00	0.00
2211308 Legal Dues/fees, Arbitration and Compensation Payments	0.00	0.00	0.00	0.00
2211310 Contracted Professional Services	4,025,577.00	0.00	212,761.85	0.00
2211311 Contracted Technical Services	0.00	0.00	0.00	0.00
2211312 Confidential Expenditures	0.00	0.00	265,128,110.00	0.00
2211313 Security Operations	842,000,000.00	0.00	450,000,000.00	0.00
2211320 Temporary Committee Expenses	376,254,262.10	0.00	361,198,156.30	0.00
2211321 Parking charges	869,995.00	0.00	290,000.00	0.00
2211323 Laundry Expenses	323,000.00	0.00	0.00	0.00
2211329 HIV AIDS Secretariat workplace Policy Development	0.00	0.00	0.00	0.00
2211335 Monitoring and Evaluation Expenses	3,677,655.00	0.00	2,851,500.00	0.00
2211399 Other Operating Expenses - Oth	0.00	0.00	0.00	0.00
2211300 Other Operating Expenses	1,261,647,240.30	0.00	1,516,137,859.35	0.00
2210000 Goods and Services	2,584,436,421.10	0.00	2,323,202,535.65	0.00
2220101 Maintenance Expenses - Motor Vehicles	50,694,667.50	0.00	16,730,802.80	0.00
2220102 Maintenance Expenses - Aircraft	109,300.00	0.00	0.00	0.00
2220105 Routine Maintenance - Vehicles	0.00	0.00	0.00	0.00
2220100 Routine Maintenance - Vehicles	50,803,967.50	0.00	16,730,802.80	0.00
2220201 Maintenance of Plant, Machinery and Equipment (including lifts)	8,023,080.50	0.00	9,912,909.50	0.00
2220202 Maintenance of Office Furniture and Equipment	4,801,152.50	0.00	409,492.15	0.00
2220203 Maintenance of Medical and Dental Equipment	0.00	0.00	0.00	0.00
2220204 Maintenance of Buildings -- Residential	0.00	0.00	10.00	0.00
2220205 Maintenance of Buildings and Stations -- Non-Residential	1,510,019.45	0.00	776,542.00	0.00
2220206 Maintenance of Civil Works	0.00	0.00	0.00	0.00
2220207 Maintenance of Roads, Ports and Jetties	0.00	0.00	0.00	0.00
2220209 Minor Alterations to Buildings and Civil Works	866,600.00	0.00	0.00	0.00
2220210 Maintenance of Computers, Software, and Networks	7,658,840.90	0.00	499,747.20	0.00
2220212 Maintenance of Communications Equipment	230,254.00	0.00	0.00	0.00
2220299 Routine Maintenance - Other As	0.00	0.00	15,143,382.80	0.00
2220200 Routine Maintenance - Other Assets	23,089,947.35	0.00	26,742,083.65	0.00
2220000 Routine Maintenance	73,893,914.85	0.00	43,472,886.45	0.00
2630101 Current Grants to Semi-Autonomous Government Agencies	0.00	0.00	0.00	0.00
2630100 Current Grants to Government Agencies and other Levels of Government	0.00	0.00	0.00	0.00
2630203 Capital Grants to Other levels of government	0.00	0.00	0.00	0.00
2630200 Capital Grants to Government Agencies and other Levels of Government	0.00	0.00	0.00	0.00
2630000 Grants & Transfer To Other Govt. Units	0.00	0.00	0.00	0.00
2640101 Scholarships and other Educational Benefits - Secondary Education	30,599,999.90	0.00	35,000,000.00	0.00
2640100 Scholarships and other Educational Benefits	30,599,999.90	0.00	35,000,000.00	0.00
2640201 Emergency Relief (food, medicine, blankets, cash grant, tents and other temporary shelter etc.)	0.00	0.00	0.00	0.00
2640200 Emergency Relief and Refugee Assistance	0.00	0.00	0.00	0.00
2640503 Other Capital Grants and Trans	0.00	0.00	0.00	0.00
2640500 Other Capital Grants and Trans	0.00	0.00	0.00	0.00
2640000 Other Transfers and Emergency Relief	30,599,999.90	0.00	35,000,000.00	0.00
2710102 Gratuity - Civil Servants	12,886,670.40	0.00	16,588,027.70	0.00

Account No and Description	Current Period		Previous period	
	Debit Balance	Credit Balance	Debit Balance	Credit Balance
2710100 Government Pension and Retirement Benefits	12,886,670.40	0.00	16,588,027.70	0.00
2710000 Social Security Benefits	12,886,670.40	0.00	16,588,027.70	0.00
2990105 Expenses	0.00	0.00	0.00	0.00
2990100 System Required Expenses	0.00	0.00	0.00	0.00
2990000 System Required Expense A/cs	0.00	0.00	0.00	0.00
3110102 Purchase of Non-Residential Buildings	0.00	0.00	0.00	0.00
3110100 Purchase of Buildings	0.00	0.00	0.00	0.00
3110201 Residential Buildings (including hostels)	0.00	0.00	0.00	0.00
3110202 Non-Residential Buildings (offices, schools, hospitals, etc..)	0.00	0.00	0.00	0.00
3110299 Construction of Buildings - Ot	0.00	0.00	0.00	0.00
3110200 Construction of Building	0.00	0.00	0.00	0.00
3110301 Refurbishment of Residential Buildings	0.00	0.00	0.00	0.00
3110302 Refurbishment of Non-Residential Buildings	12,496,370.00	0.00	58,800,090.50	0.00
3110399 Refurbishment of Buildgs - Oth	0.00	0.00	0.00	0.00
3110300 Refurbishment of Buildings	12,496,370.00	0.00	58,800,090.50	0.00
3110402 Access Roads	0.00	0.00	0.00	0.00
3110400 Construction of Roads	0.00	0.00	0.00	0.00
3110501 Bridges	0.00	0.00	0.00	0.00
3110502 Water Supplies and Sewerage	0.00	0.00	0.00	0.00
3110504 Other Infrastructure and Civil Works	0.00	0.00	103,114,892.95	0.00
3110599 Other Infrastructure and Civil Works	0.00	0.00	0.00	0.00
3110500 Construction and Civil Works	0.00	0.00	103,114,892.95	0.00
3110601 Overhaul of Roads and Bridges	0.00	0.00	0.00	0.00
3110604 Overhaul of Other Infrastructure and Civil Works	0.00	0.00	44,432,484.00	0.00
3110699 Overhaul of Other Infrastructure and Civil Works	0.00	0.00	0.00	0.00
3110600 Overhaul and Refurbishment of Construction and Civil Works	0.00	0.00	44,432,484.00	0.00
3110701 Purchase of Motor Vehicles	22,114,433.00	0.00	75,950,358.00	0.00
3110703 Purchase of Aircraft and Hoppers	0.00	0.00	39,340,708.00	0.00
3110704 Purchase of Bicycles and Motorcycles	0.00	0.00	0.00	0.00
3110705 Purchase of Trucks and Trailers	0.00	0.00	0.00	0.00
3110707 Purchase of Ambulances	0.00	0.00	0.00	0.00
3110700 Purchase of Vehicles and Other Transport Equipment	22,114,433.00	0.00	115,291,066.00	0.00
3110801 Overhaul of Vehicles	0.00	0.00	1.00	0.00
3110800 Overhaul of Vehicles and Other Transport Equipment	0.00	0.00	1.00	0.00
3110901 Purchase of Household and Institutional Furniture and Fittings	0.00	0.00	0.00	0.00
3110902 Purchase of Household and Institutional Appliances	0.00	0.00	1.00	0.00
3110900 Purchase of Household Furniture and Institutional Equipment	0.00	0.00	1.00	0.00
3111001 Purchase of Office Furniture and Fittings	11,438,200.00	0.00	3,817,981.00	0.00
3111002 Purchase of Computers, Printers and other IT Equipment	11,944,972.95	0.00	5,502,940.00	0.00
3111003 Purchase of Airconditioners, Fans and Heating Appliances	0.00	0.00	0.00	0.00
3111004 Purchase of Exchanges and other Communications Equipment	0.00	0.00	0.00	0.00
3111005 Purchase of Photocopiers	0.00	0.00	2,726,225.30	0.00
3111008 Purchase of Printing Equipment	0.00	0.00	207,348,870.40	0.00
3111009 Purchase of other Office Equipment	0.00	0.00	68,338.80	0.00
3111099 Purch. of Office Furn. & Gen. - Other (Budget)	0.00	0.00	0.00	0.00
3111000 Purchase of Office Furniture and General Equipment	23,383,172.95	0.00	219,464,355.50	0.00
3111101 Purchase of Medical and Dental Equipment	0.00	0.00	0.00	0.00
3111103 Purchase of Agricultural Machinery and Equipment	0.00	0.00	0.00	0.00
3111104 Purchase of Instrumentation and Calibration Equipment	477,840.00	0.00	2,721,900.00	0.00
3111107 Purchase of Laboratory Equipment	0.00	0.00	0.00	0.00
3111108 Purchase of Police and Security Equipment	0.00	0.00	0.00	0.00
3111111 Purchase of ICT Networking and	9,336,689.00	0.00	26,767,824.00	0.00

Account No and Description	Current Period		Previous period	
	Debit Balance	Credit Balance	Debit Balance	Credit Balance
Communication Equipment				
3111112 Purchase of Software	16,145,374.00	0.00	4,556,000.00	0.00
3111114 Purchase of Survey Equipment	11,062,790.00	0.00	5,991,100.00	0.00
3111120 Purch. of Specialised Plant. -	0.00	0.00	0.00	0.00
3111100 Purchase of Specialised Plant, Equipment and Machinery	37,022,693.00	0.00	40,036,824.00	0.00
3111201 Overhaul of Plant, Machinery and Equipment	2,499,500.00	0.00	144,000.00	0.00
3111200 Rehabilitation and Renovation of Plant, Machinery and Equipment	2,499,500.00	0.00	144,000.00	0.00
3111305 Purchase of tree seeds and seedlings	0.00	0.00	0.00	0.00
3111300 Purchase of Certified Seeds, Breeding Stock and Live Animals	0.00	0.00	0.00	0.00
3111401 Pre-feasibility, Feasibility and Appraisal Studies	0.00	0.00	2,145,990.00	0.00
3111402 Engineering and Design Plans	0.00	0.00	0.00	0.00
3111403 Research	11,935,810.00	0.00	24,417,100.00	0.00
3111499 Research, Feasibility Studies	0.00	0.00	0.00	0.00
3111400 Research, Feasibility Studies, Project Preparation and Design, Project Supervision	11,935,810.00	0.00	26,563,090.00	0.00
3111501 Bridges	0.00	0.00	0.00	0.00
3111502 Water Supplies and Sewerage	0.00	0.00	0.00	0.00
3111504 Other Infrastructure and Civil Works	0.00	0.00	0.00	0.00
3111500 Rehabilitation of Civil Works	0.00	0.00	0.00	0.00
3110000 Acquisition of Fixed Capital Assets	109,451,978.95	0.00	607,846,804.95	0.00
3130101 Acquisition of Land	0.00	0.00	0.00	0.00
3130100 Acquisition of Land	0.00	0.00	0.00	0.00
3130201 Acquisition of Sub Soil Deposits/Assets	0.00	0.00	0.00	0.00
3130200 Acquisition of Other Intangible Assets	0.00	0.00	0.00	0.00
3130000 Acquisition of Land and Intangible Assets	0.00	0.00	0.00	0.00
3510501 Sale of Motor Vehicles	0.00	0.00	0.00	0.00
3510500 Receipts from the Sale of Vehicles and Transport Equipment - Paid to Exchequer	0.00	0.00	0.00	0.00
3510601 Sale of Motor Vehicles	0.00	0.00	0.00	0.00
3510600 Receipts from the Sale of Vehicles and Transport Equipment	0.00	0.00	0.00	0.00
3510803 Receipts from the Sale of Office and General Equipment	0.00	0.00	0.00	0.00
3510800 Receipts from the Sale Plant Machinery and Equipment	0.00	0.00	0.00	0.00
3510000 Receipts from the Sale of Fixed Assets	0.00	0.00	0.00	0.00
3520203 Sale of Non-Capital Goods	0.00	0.00	0.00	0.00
3520200 Receipts from the Sale of Other Inventories, Stocks, and Commodities	0.00	0.00	0.00	0.00
3520000 Receipts from Sales of Inventories	0.00	0.00	0.00	0.00
4540108 Reimbursement within Central Government	0.00	0.00	0.00	0.00
4540100 Reimbursements and Refund	0.00	0.00	0.00	0.00
4540000 Reimbursements and Refunds	0.00	0.00	0.00	0.00
6530101 Ministry HQ Recurrent Bank A/C	70,791,719.65	0.00	3,599,723.10	0.00
6530115 Recurrent NMS	0.00	0.00	0.00	0.00
6530100 Recurrent Bank Accounts	70,791,719.65	0.00	3,599,723.10	0.00
6530000 Recurrent Bank Accounts	70,791,719.65	0.00	3,599,723.10	0.00
6540101 Ministry HQ Development Bank A	0.00	0.00	66,945.60	0.00
6540103 Development NMS	0.00	0.00	0.00	0.00
6540115 Technical Assistance to Enhance the capacity of President Delivery Unit	0.00	0.00	0.00	0.00
6540100 Development Bank Accounts	0.00	0.00	66,945.60	0.00
6540000 Development Bank Accounts	0.00	0.00	66,945.60	0.00
6550101 Ministry HQ Deposit Bank A/C	201,256,720.50	0.00	263,806,832.80	0.00
6550100 Deposit Bank Accounts	201,256,720.50	0.00	263,806,832.80	0.00
6550000 Deposit Bank Account	201,256,720.50	0.00	263,806,832.80	0.00
6580101 Cash	0.00	0.00	0.00	0.00
6580103 Cash in Other Bank (for Missio	0.00	0.00	0.00	0.00
6580104 Cash in Transit	0.00	0.00	0.00	0.00
6580100 Cash in Hand	0.00	0.00	0.00	0.00
6580000 Cash in Hand	0.00	0.00	0.00	0.00
6590101 Missions' Bank Accounts	0.00	0.00	0.00	0.00
6590100 Foreign Bank Accounts	0.00	0.00	0.00	0.00
6590000 Foreign Currency and Foreign D	0.00	0.00	0.00	0.00
6710101 Staff Loans - General	0.00	0.00	0.00	0.00
6710102 Salary Paid in Advance	0.00	0.00	0.00	0.00
6710103 Salary advance	225,849.70	0.00	178,133.00	0.00
6710100 Debtors & Advances - Employees	225,849.70	0.00	178,133.00	0.00

Account No and Description	Current Period		Previous period	
	Debit Balance	Credit Balance	Debit Balance	Credit Balance
6710000 Domestic Debtors & Advances	225,849.70	0.00	178,133.00	0.00
6730101 Advances - Overseas Government	0.00	0.00	0.00	0.00
6730100 Debtors & Advances - O'Seas Go	0.00	0.00	0.00	0.00
6730000 Foreign Debtors & Advances	0.00	0.00	0.00	0.00
6740101 Prepayment	0.00	0.00	0.00	0.00
6740102 R/D Cheques	0.00	0.00	0.00	0.00
6740103 Loss of Cash	0.00	0.00	0.00	0.00
6740100 Other Debtors & Pre-payments	0.00	0.00	0.00	0.00
6740000 Other Debtors & Pre-payments	0.00	0.00	0.00	0.00
6760101 Standing Imprests	0.00	0.00	0.00	0.00
6760102 Special Imprests	0.00	0.00	0.00	0.00
6760103 Temporary Imprests	0.00	0.00	0.00	2.00
6760100 Imprests	0.00	0.00	0.00	2.00
6760000 Government Imprests	0.00	0.00	0.00	2.00
6770101 Inter-Ministerial Agency A/C	0.00	0.00	107,885,107.05	0.00
6770100 Ministerial Agency Accounts	0.00	0.00	107,885,107.05	0.00
6770000 Agency Accounts	0.00	0.00	107,885,107.05	0.00
6780101 General Suspense A/C	0.00	6.50	0.00	0.00
6780103 District Suspense A/c	0.00	0.00	0.00	0.00
6780106 PMG Reimbursement Susp. A/c	0.00	0.00	0.00	0.00
6780111 Salary Advance Recovery	0.00	0.00	0.00	0.00
6780100 Suspense & Clearance Account	0.00	6.50	0.00	0.00
6780000 Suspense & Clearance Account	0.00	6.50	0.00	0.00
6790102 Receiving Inventory A/C	0.00	0.00	0.00	0.00
6790100 Other Current System A/cs	0.00	0.00	0.00	0.00
6790000 Other Current Assets (System r	0.00	0.00	0.00	0.00
7210101 Bank Overdrafts	0.00	0.00	0.00	0.00
7210100 Bank Overdrafts	0.00	0.00	0.00	0.00
7210000	0.00	0.00	0.00	0.00
7310101 General Deposits	0.00	13,556,241.85	0.00	73,860,069.20
7310107 10% Retention Money	0.00	0.00	0.00	0.00
7310100 General Deposits Items	0.00	13,556,241.85	0.00	73,860,069.20
7310000 Deposits	0.00	13,556,241.85	0.00	73,860,069.20
7320001 PAYE	0.00	0.00	0.00	0.00
7320002 NHIF	0.00	0.00	0.00	0.00
7320003 House Rent	0.00	0.00	0.00	0.00
7320006 NSSF	0.00	0.00	0.00	0.00
7320007 Co-operatives	0.00	0.00	0.00	0.00
7320008 Insurances	0.00	0.00	0.00	0.00
7320009 Hire Purchases	0.00	0.00	0.00	0.00
7320010 Court Attachments	0.00	0.00	0.00	0.00
7320011 WCPS	0.00	0.00	0.00	0.00
7320012 Staff Welfare Associations	0.00	0.00	0.00	0.00
7320013 HELB Deductions	0.00	0.00	0.00	0.00
7320014 Union Dues	0.00	0.00	0.00	0.00
7320015 Save As You Earn (SAYE)	0.00	0.00	0.00	0.00
7320016 Mortgages	0.00	0.00	0.00	0.00
7320017 Govt. Liability Attachments	0.00	0.00	0.00	0.00
7320018 Salary Control Account	0.00	0.00	0.00	0.00
7320019 RTD Salary - held for officer	0.00	0.00	0.00	0.00
7320000 Other Liabilities	0.00	0.00	0.00	0.00
7320101 PAYE	0.00	0.00	0.00	0.00
7320102 NHIF	0.00	0.00	0.00	0.00
7320103 House Rent	0.00	0.00	0.00	0.00
7320106 NSSF	0.00	0.00	0.00	0.00
7320107 Co-operatives	0.00	0.00	0.00	0.00
7320108 Insurances	0.00	0.00	0.00	0.00
7320109 Hire Purchases	0.00	0.00	0.00	0.00
7320110 Court Attachments	0.00	0.00	0.00	0.00
7320111 WCPS	0.00	0.00	0.00	0.00
7320112 Staff Welfare Associations	0.00	0.00	0.00	0.00
7320113 HELB Deductions	0.00	0.00	0.00	0.00
7320114 Union Dues	0.00	0.00	0.00	0.00
7320115 Save As You Earn (SAYE)	0.00	0.00	0.00	0.00
7320116 Mortgages / Bank Loans	0.00	0.00	0.00	0.00
7320117 Govt. Liability Attachments	0.00	0.00	0.00	0.00
7320118 Provident Fund	0.00	0.00	0.00	0.00
7320119 RTD Salary - held for officer	0.00	0.00	0.00	0.00
7320120 Staff Contribution	0.00	0.00	0.00	0.00
7320121 Salary Overpayment Refunds	0.00	0.00	0.00	0.00
7320123 Civil Service Housing Fund	0.00	0.00	0.00	0.00
7320124 3% Commission on Deductions	0.00	0.00	0.00	0.00
7320126 Employee Contribution to PSSS	0.00	0.00	0.00	0.00
7320199 Salary Control Account	0.00	0.00	0.00	0.00
7320100 Salary Deductions	0.00	0.00	0.00	0.00
7320201 Contractors Retention Money	0.00	187,700,478.65	0.00	189,946,763.60

Account No and Description	Current Period		Previous period	
	Debit Balance	Credit Balance	Debit Balance	Credit Balance
7320203 Inter Bank Transfers	0.00	0.00	0.00	0.00
7320208 Public Procurement Capacity Building Levy	0.00	0.00	0.00	0.00
7320200 Other General Liabilities	0.00	187,700,478.65	0.00	189,946,763.60
7320000 Other Liabilities	0.00	187,700,478.65	0.00	189,946,763.60
7330101 Contractors Retention Money	0.00	0.00	0.00	0.00
7330100	0.00	0.00	0.00	0.00
7330000 Other General Liabilities	0.00	0.00	0.00	0.00
7380001 General Withholding Tax	0.00	0.00	0.00	0.00
7380000 Withholding Taxes	0.00	0.00	0.00	0.00
7380101 General Withholding Tax	0.00	0.00	0.00	0.00
7380102 VAT Withholding	0.00	0.00	0.00	0.00
7380103 10% Rental Withholding	0.00	0.00	0.00	0.00
7380100	0.00	0.00	0.00	0.00
7380000 Withholding Taxes	0.00	0.00	0.00	0.00
7390101 Inventory AP Accrual	0.00	0.00	0.00	0.00
7390102 Expense AP Acruel	0.00	0.00	0.00	0.00
7390103 AP Liabilities	0.00	0.00	0.00	0.00
7390100 System Required Liabilities	0.00	0.00	0.00	0.00
7399999 Cash Clearing A/c	0.00	0.00	0.00	0.00
7399900	0.00	0.00	0.00	0.00
7390000 System Required Liabilities A/cs	0.00	0.00	0.00	0.00
9910101 Provision for Encumbrance	4,217,610.00	0.00	0.00	0.00
9910100 General Provisions	4,217,610.00	0.00	0.00	0.00
9910201 Exchequer Releases/ Provisioning Account	0.00	9,244,911,733.25	0.00	4,673,042,588.80
9910200 Exchequer Provisions	0.00	9,244,911,733.25	0.00	4,673,042,588.80
9910301 Transfers From CRF A/C to Ministries	0.00	0.00	0.00	0.00
9910300 County Transfers	0.00	0.00	0.00	0.00
9910000 Provisions	4,217,610.00	9,244,911,733.25	0.00	4,673,042,588.80
9990101 Opening Balance Bank	0.00	0.00	0.00	0.00
9990100 Opening Balance Bank	0.00	0.00	0.00	0.00
9990201 Opening Balance Cash	0.00	0.00	0.00	0.00
9990200 Opening Balance Cash	0.00	0.00	0.00	0.00
9990301 Opening Balance Receivables - Imprest and Clearance Accounts	0.00	0.00	0.00	0.00
9990300 Opening Balance Receivables - Imprest and Clearance Accounts	0.00	0.00	0.00	0.00
9990401 Opening Balance - Deposits	0.00	14,298,795.65	0.00	14,298,795.65
9990400 Opening Balance - Deposits	0.00	14,298,795.65	0.00	14,298,795.65
9999998 Vote Control Account	0.00	24,201,326.35	0.00	24,201,326.35
9999999 Consolidated Fund	4,632,099,257.60	0.00	38,117,684.40	0.00
9999900	4,632,099,257.60	24,201,326.35	38,117,684.40	24,201,326.35
9990000 Opening Balance Reserves	4,632,099,257.60	38,500,122.00	38,117,684.40	38,500,122.00
Total	9,428,521,809.20	9,503,521,809.20	4,916,510,714.60	4,991,510,714.60

The Statement has been prepared, reviewed and approved by the following:

Prepared By: _____

Date: _____

Reviewed By: _____

Date: _____

Approved By: _____

Date: _____

BANK RECONCILIATION

Date : 01-JUL-24 To : 21-JUL-25

REC-THE PRESIDENCY

Bank : Central Bank of Kenya , Branch : Haile Selassie , Account Number : 1000181354

Balance as per bank certificate

70,791,719.65

Less --

1. Payment in Cash Book not yet recorded in Bank Statement
(Unpresented Cheques)

2. Receipts in Bank Statement not yet recorded in Cash Book

Add --

3. Payment in Bank Statement not yet recorded in Cash Book

4. Receipts in Cash Book not yet Recorded in Bank Statement

Bank Balance as per Cash Book

70,791,719.65

Reconciled by: Signature: Date:

Reviewed by : Signature: Date:

Approved by: Signature: Date:

BANK RECONCILIATION

From Date : 01-JUL-24 To : 21-JUL-25

REC-THE PRESIDENCY

Bank : Central Bank of Kenya , Branch : Haile Selassie , Account Number : 1000181354

1. PAYMENTS IN CASH BOOK NOT YET RECORDED IN BANK STATEMENT (UNPRESENTED CHEQUES)			
Cheque		Payee	Amount
No	Date		
Total			
2. RECEIPTS IN BANK STATEMENT NOT YET RECORDED IN CASH BOOK			
Receipts			Amount
No	Date		
Total			
3. PAYMENTS IN BANK STATEMENT NOT YET RECORDED IN CASH BOOK			
Cheque			Amount
No	Date		
Total			
4. RECEIPTS IN CASH BOOK NOT YET RECORDED IN BANK STATEMENT			
Receipts			Amount
No	Date		
Total			

BANK RECONCILIATION

Date : 01-JUL-24 To : 21-JUL-25

DEP-THE PRESIDENCY

Bank : Central Bank of Kenya , Branch : Haile Selassie , Account Number : 1000181947

Balance as per bank certificate	201,256,720.50
--	----------------

Less --

1. Payment in Cash Book not yet recorded in Bank Statement (Unpresented Cheques)	
---	--

2. Receipts in Bank Statement not yet recorded in Cash Book	
---	--

Add --

3. Payment in Bank Statement not yet recorded in Cash Book	
--	--

4. Receipts in Cash Book not yet Recorded in Bank Statement	
---	--

Bank Balance as per Cash Book	201,256,720.50
--------------------------------------	----------------

Reconciled by: Signature: Date:

Reviewed by : Signature: Date:

Approved by: Signature: Date:

BANK RECONCILIATION

From Date : 01-JUL-24 To : 21-JUL-25

DEP-THE PRESIDENCY

Bank : Central Bank of Kenya , Branch : Haile Selassie , Account Number : 1000181947

1. PAYMENTS IN CASH BOOK NOT YET RECORDED IN BANK STATEMENT (UNPRESENTED CHEQUES)			
Cheque		Payee	Amount
No	Date		
Total			
2. RECEIPTS IN BANK STATEMENT NOT YET RECORDED IN CASH BOOK			
Receipts			Amount
No	Date		
Total			
3. PAYMENTS IN BANK STATEMENT NOT YET RECORDED IN CASH BOOK			
Cheque			Amount
No	Date		
Total			
4. RECEIPTS IN CASH BOOK NOT YET RECORDED IN BANK STATEMENT			
Receipts			Amount
No	Date		
Total			

BANK RECONCILIATION

Date : 01-JUL-24 To : 21-JUL-25

DEV-THE PRESIDENCY

Bank : Central Bank of Kenya , Branch : Haile Selassie , Account Number : 1000181583

Balance as per bank certificate

0.00

Less --

1. Payment in Cash Book not yet recorded in Bank Statement
(Unpresented Cheques)

2. Receipts in Bank Statement not yet recorded in Cash Book

Add --

3. Payment in Bank Statement not yet recorded in Cash Book

4. Receipts in Cash Book not yet Recorded in Bank Statement

Bank Balance as per Cash Book

0.00

Reconciled by: Signature: Date:

Reviewed by : Signature: Date:

Approved by: Signature: Date:

BANK RECONCILIATION

From Date : 01-JUL-24 To : 21-JUL-25

DEV-THE PRESIDENCY

Bank : Central Bank of Kenya , Branch : Haile Selassie , Account Number : 1000181583

1. PAYMENTS IN CASH BOOK NOT YET RECORDED IN BANK STATEMENT (UNPRESENTED CHEQUES)			
Cheque		Payee	Amount
No	Date		
Total			
2. RECEIPTS IN BANK STATEMENT NOT YET RECORDED IN CASH BOOK			
Receipts		Payee	Amount
No	Date		
Total			
3. PAYMENTS IN BANK STATEMENT NOT YET RECORDED IN CASH BOOK			
Cheque		Payee	Amount
No	Date		
Total			
4. RECEIPTS IN CASH BOOK NOT YET RECORDED IN BANK STATEMENT			
Receipts		Payee	Amount
No	Date		
Total			



STATEMENT OF RECEIPTS AND PAYMENTS

Entity: 1011-Executive Office of the President

Current Period: JUL-24 To JUN-25

Compare With: JUL-23 To JUN-24

	Note	Current Period	Previous Period
RECEIPTS			
Tax Receipts	1	0.00	0.00
Social Security Contribution	2	0.00	0.00
Proceeds from Domestic and Foreign Grants	3	0.00	0.00
Exchequer releases	4	4,571,869,144.45	4,598,246,895.40
Transfers from Other Government Entities	5	0.00	0.00
Proceeds from Domestic Borrowings	6	0.00	0.00
Proceeds from Foreign Borrowings	7	0.00	0.00
Proceeds from Sales of Assets	8	0.00	0.00
Reimbursements and Refunds	9	0.00	0.00
Returns of Equity Holdings	10	0.00	0.00
Other Receipts	11	18,853,226.95	16,161,169.00
TOTAL RECEIPTS		4,590,722,371.40	4,614,408,064.40
PAYMENTS			
Compensation of Employees	12	1,708,661,666.55	1,476,746,033.90
Use of goods and Services	13	2,658,330,335.95	2,366,675,422.10
Subsidies	14	0.00	0.00
Transfers to Other Government Units	15	0.00	0.00
Other Grants and Transfers	16	30,599,999.90	35,000,000.00
Social Security Benefits	17	12,886,670.40	16,588,027.70
Acquisition of Assets	18	109,451,978.95	607,846,804.95
Finance Costs, including Loan Interest	19	0.00	0.00
Repayment of Principal on Domestic and Foreign Borrowing	20	0.00	0.00
Other payments	21	0.00	0.00
TOTAL PAYMENTS		4,519,930,651.75	4,502,856,288.65
SURPLUS/DEFICIT		70,791,719.65	111,551,775.75

The Statement has been prepared, reviewed and approved by the following:

Prepared By: _____

Date: _____

Reviewed By: _____

Date: _____

Approved By: _____

Date: _____



STATEMENT OF CASH FLOW

Entity: 1011-Executive Office of the President

Current Period: JUL-24 To JUN-25

Compare With: JUL-23 To JUN-24

	Note	Current Period	Previous Period
		Kshs	Kshs
Receipts and operating income			
Tax Receipts	1	0.00	0.00
Social Security Contribution	2	0.00	0.00
Proceeds from Domestic and Foreign Grants	3	0.00	0.00
Exchequer releases	4	4,571,869,144.45	4,598,246,895.40
Transfers from Other Government Entities	5	0.00	0.00
Reimbursements and Refunds	9	0.00	0.00
Returns of Equity Holdings	10	0.00	0.00
Other Receipts	11	18,853,226.95	16,161,169.00
Payments for Operating Expenses			
Compensation of Employees	12	1,708,661,666.55	1,476,746,033.90
Use of goods and Services	13	2,658,330,335.95	2,366,675,422.10
Subsidies	14	0.00	0.00
Transfers to Other Government Units	15	0.00	0.00
Other Grants and Transfers	16	30,599,999.90	35,000,000.00
Social Security Benefits	17	12,886,670.40	16,588,027.70
Finance Costs, including Loan Interest	19	0.00	0.00
Other payments	21	0.00	0.00
Adjusted for :			
Adjustments during the year		45,287,282.55	153,530,564.35
Prior year adjustments		0.00	0.00
Net Cash From Operating Activities	A	225,530,981.15	872,929,145.05
Cash Flow From Investing Activities			
Proceeds from Sales of Assets	8	0.00	0.00
Acquisition of Assets	18	109,451,978.95	607,846,804.95
Net Cash Flow From Investing Activities	B	(109,451,978.95)	(607,846,804.95)
Cash Flow From Borrowing Activities			
Proceeds from Domestic Borrowings	6	0.00	0.00
Proceeds from Foreign Borrowings	7	0.00	0.00
Repayment of Principal on Domestic and Foreign Borrowing	20	0.00	0.00
Net Cash Flow From Financing Activities	C	0.00	0.00
NET INCREASE IN CASH AND CASH EQUIVALENT	A+B+C	116,079,002.20	265,082,340.10
Cash and Cash Equivalent at BEGINNING of The Year		267,473,501.50	215,423,437.30
Cash and Cash Equivalent at END of The Year	22A+22B	272,048,440.15	267,473,501.50

The Statement has been prepared, reviewed and approved by the following:

Prepared By: _____

Date: _____

Reviewed By: _____

Date: _____

Approved By: _____

Date: _____



NOTES TO THE FINANCIAL STATEMENTS

Entity: 1011-Executive Office of the President

Current Period: JUL-24 To JUN-25

Compare With: JUL-23 To JUN-24

1 Tax Receipts

Item Description	Item Code	Current Period	Previous Period
		Kshs	Kshs
Taxes on Income, Profits and Capital Gains	1110000	0.00	0.00
Taxes on Payroll and Workforce	1120000	0.00	0.00
Taxes on Property	1130000	0.00	0.00
Taxes on Goods and Services	1140000	0.00	0.00
Taxes on International Trade and Transactions	1150000	0.00	0.00
Other Taxes (not elsewhere classified)	1160000	0.00	0.00
TOTAL		0.00	0.00

2 Social Security Contribution

Item Description	Item Code	Current Period	Previous Period
		Kshs	Kshs
Health Insurance Contribution	1210100	0.00	0.00
NHIF Health Insurance Contributions	1210200	0.00	0.00
Contributions from Govt. Employees for Social & Welfare Schemes	1210300	0.00	0.00
	1210400	0.00	0.00
TOTAL		0.00	0.00

3 Proceeds from Domestic and Foreign Grants

Item Description	Item Code	Current Period	Previous Period
		Kshs	Kshs
Grants from Foreign Governments	1310000	0.00	0.00
Grants from International Organisations	1320000	0.00	0.00
TOTAL		0.00	0.00

4 Exchequer releases

Item Description	Item Code	Current Period	Previous Period
		Kshs	Kshs
Exchequer Releases/ Provisioning Account for Q1	9910201	569,368,059.15	622,773,958.80
Exchequer Releases/ Provisioning Account for Q2	9910201	694,874,719.15	1,176,909,547.80
Exchequer Releases/ Provisioning Account for Q3	9910201	799,946,404.75	1,171,200,370.10
Exchequer Releases/ Provisioning Account for Q4	9910201	2,507,679,961.40	1,627,363,018.70
TOTAL		4,571,869,144.45	4,598,246,895.40

5 Transfers from Other Government Entities

Item Description	Item Code	Current Period	Previous Period
		Kshs	Kshs
Grants received by Central Govt from General Govt units	1330100	0.00	0.00
Grants Received from General Govt units by Local Authorities	1330200	0.00	0.00
Grants to Fund Accounts from Central Govt Budget	1330300	0.00	0.00
Grants to other General Govt units from General Govt units	1330400	0.00	0.00
TOTAL		0.00	0.00

6 Proceeds from Domestic Borrowings

Item Description	Item Code	Current Period	Previous Period
		Kshs	Kshs
Borrowing within General Government	5110100	0.00	0.00
Borrowing from Monetary Authorities (Central Bank)	5110200	0.00	0.00
Other Domestic Depository Corporations (Commercial Banks)	5110300	0.00	0.00
Borrowing from Other Domestic Financial Institutions	5110400	0.00	0.00
Borrowing from Other Domestic Creditors	5110500	0.00	0.00
Domestic Currency and Deposit	5110600	0.00	0.00

Item Description	Item Code	Current Period	Previous Period
TOTAL		0.00	0.00

7 Proceeds from Foreign Borrowings

Item Description	Item Code	Current Period	Previous Period
		Kshs	Kshs
Foreign Borrowings - Drawdowns through Exchequer	5120100	0.00	0.00
Foreign Borrowing-Direct Payments	5120200	0.00	0.00
Foreign Currency and Foreign Deposits	5120300	0.00	0.00
Other Foreign Accounts Payable	5120400	0.00	0.00
TOTAL		0.00	0.00

8 Proceeds from Sales of Assets

Item Description	Item Code	Current Period	Previous Period
		Kshs	Kshs
Receipts from the Sale of Buildings - Paid to Exchequer	3510100	0.00	0.00
Receipts from the Sale of Buildings	3510200	0.00	0.00
Receipts from sale of other st	3510300	0.00	0.00
Receipts from sale of other st	3510400	0.00	0.00
Receipts from the Sale of Vehicles and Transport Equipment - Paid to Exchequer	3510500	0.00	0.00
Receipts from the Sale of Vehicles and Transport Equipment	3510600	0.00	0.00
Receipts from the Sale of Plant Machinery and Equipment - Paid to Exchequer	3510700	0.00	0.00
Receipts from the Sale Plant Machinery and Equipment	3510800	0.00	0.00
Receipts from Sale of Certified Seeds and Breeding Stock - Paid to Exchequer	3510900	0.00	0.00
Receipts from Sale of Certified Seeds and Breeding Stock	3511000	0.00	0.00
Receipts from the Sale of Strategic Reserves Stocks	3520100	0.00	0.00
Receipts from the Sale of Other Inventories, Stocks, and Commodities	3520200	0.00	0.00
Receipts from the Sale of Inventories, Stocks and Commodities	3520300	0.00	0.00
Receipts from the Sale of Land	3540100	0.00	0.00
Receipts from the Sale of Other Naturally Occurring Non-Produced Assets	3540200	0.00	0.00
Receipts from the Sale of Intangible Non-Produced Assets	3540300	0.00	0.00
Receipts from the Sale of Non-Produced Assets Collected as AIA	3540400	0.00	0.00
Repayments from Loans to Government Agencies and Other Levels of Government	4510100	0.00	0.00
Loans to Non-Financial Public Enterprises	4510200	0.00	0.00
Loans to Financial Institutions	4510300	0.00	0.00
Repayments from Domestic Loans to Individuals and Households	4510400	0.00	0.00
Repayments from lending to Foreign Govts.	4520100	0.00	0.00
Repayments from lending to International Orgns.	4520200	0.00	0.00
Repayments from lending to Foreign Non - Financial Enterps. & Financial Instns.	4520300	0.00	0.00
Repayments from Other Foreign Lending	4520400	0.00	0.00
Sales and Disposals of Equity Holdings in Domestic Public Non - Financial Enterprises	4530100	0.00	0.00
Sales and Disposals of Equity Holdings in Domestic Public Financial Institutions	4530200	0.00	0.00
Sales and Disposals of Other Equity Holdings	4530300	0.00	0.00
Sales and Disposals of Equity Holdings in Foreign Financial Instns. and Domestic Financial Instns. operating abroad	4530400	0.00	0.00
Sales and Disposals of Equity Holdings in Foreign Enterps. Financial Instns. and Domestic Financial Instns. operating abroad	4530500	0.00	0.00
Redemption/ Disposal of Other Financial Assets	4530600	0.00	0.00
Refund of Bonds paid as Deposits for Guarantees	4530700	0.00	0.00
TOTAL		0.00	0.00

9 Reimbursements and Refunds

Item Description	Item Code	Current Period	Previous Period
		Kshs	Kshs

Item Description	Item Code	Current Period	Previous Period
Refund from World Food Programme (WFP)	4540101	0.00	0.00
Reimbursement of Audit Fees	4540102	0.00	0.00
Reimbursement on Messing Charges (UNICEF)	4540103	0.00	0.00
Reimbursement from World Bank - ECD	4540104	0.00	0.00
Reimbursement from Individuals and Private Organizations	4540105	0.00	0.00
Reimbursement from Local Government Authorities	4540106	0.00	0.00
Reimbursement from Statutory Organizations	4540107	0.00	0.00
Reimbursement within Central Government	4540108	0.00	0.00
Reimbursement Using Bonds	4540109	0.00	0.00
Reimbursements and Refunds - Other (Budget)	4540199	0.00	0.00
TOTAL		0.00	0.00

10 Returns of Equity Holdings

Item Description	Item Code	Current Period	Previous Period
		Kshs	Kshs
Returns of Equity Holdings	4550000	0.00	0.00
Returns of Equity Holdings	4610000	0.00	0.00
TOTAL		0.00	0.00

11 Other Receipts

Item Description	Item Code	Current Period	Previous Period
		Kshs	Kshs
Interest Received	1410100	0.00	0.00
Profits and Dividends	1410200	0.00	0.00
Withdrawals from Income of Quasi-corporations	1410300	0.00	0.00
Rents on land, houses and buildings	1410400	0.00	0.00
Other Property Income collected as AIA	1410500	0.00	0.00
	1415000	0.00	0.00
Sales of Market Establishment	1420100	0.00	0.00
Administrative Fees and Charges	1420200	0.00	0.00
Administrative Fees and Charges collected as AIA	1420300	18,853,226.95	16,035,169.00
Incidental Sales by Non-Market Establishments	1420400	0.00	0.00
Incidental Sales by Non-Market Establishments Collected as AIA	1420500	0.00	0.00
Receipts from Sale of Incidental Goods	1420600	0.00	0.00
Fines, Penalties, Forfeitures and other Charges	1430100	0.00	0.00
Current Grants from International NGOs paid through Exchequer	1440100	0.00	0.00
Capital Grants from International NGOs paid through Exchequer	1440200	0.00	0.00
Current Grants from International NGOs collected as AIA	1440300	0.00	0.00
Capital Grants from International NGOs collected as AIA	1440400	0.00	0.00
Other Voluntary Transfers for Current purposes	1440500	0.00	0.00
Other Voluntary Transfers for Capital purposes	1440600	0.00	0.00
Paid to Exchequer	1450100	0.00	0.00
Receipts Not Classified Elsewhere	1450200	0.00	0.00
	1510200	0.00	0.00
	1510300	0.00	0.00
	1520100	0.00	0.00
Business Permits	1520200	0.00	0.00
Cesses	1520300	0.00	0.00
Poll Rates	1520400	0.00	0.00
Plot Rents	1520500	0.00	0.00
Other Local Levies	1520600	0.00	0.00
Administrative Services Fees	1530100	0.00	0.00
Various Fees	1530200	0.00	0.00
Council'S Natural Resources Exploitation	1530300	0.00	0.00
Sales Of Council Assets	1530400	0.00	0.00
Lease / Rental Of Council'S Infrastructure Assets	1530500	0.00	0.00
Other Miscellaneous Revenues	1530600	0.00	0.00
Other Miscellaneous Revenues	1540100	0.00	126,000.00
Insurance Claims Recovery	1540200	0.00	0.00
Medium Term Loans (1-3 Yr Repayment)	1540300	0.00	0.00
Long Term Loans (Over 3 Yr Rpayment)	1540400	0.00	0.00
Transfers From Reserve Funds	1540500	0.00	0.00
Donations	1540600	0.00	0.00
Fund Raising Events	1540700	0.00	0.00
Other Revenues From Financial Assets Loan	1540800	0.00	0.00
	1541000	0.00	0.00
Market/Trade Centre Fee	1550100	0.00	0.00
Vehicle Parking Fees	1550200	0.00	0.00

Item Description	Item Code	Current Period	Previous Period
Housing	1560100	0.00	0.00
Social Premises Use Charges	1560200	0.00	0.00
School Fees	1570100	0.00	0.00
Other Education-Related Fees	1570200	0.00	0.00
Other Education Revenues	1570300	0.00	0.00
Public Health Services	1580100	0.00	0.00
Public Health Facilities Operations	1580200	0.00	0.00
Environment & Conservancy Administration	1580300	0.00	0.00
Slaughter Houses Administration	1580400	0.00	0.00
Water Supply Administration	1580500	0.00	0.00
Sewerage Administration	1580600	0.00	0.00
Other Health & Sanitation Revenues	1580700	0.00	0.00
Technical Services Fees	1590100	0.00	0.00
External Services Fees	1590200	0.00	0.00
	1930100	0.00	0.00
System Required Revenue A/cs	1990100	0.00	0.00
TOTAL		18,853,226.95	16,161,169.00

12 Compensation of Employees

Item Description	Item Code	Current Period	Previous Period
		Kshs	Kshs
Basic Salaries - Permanent Employees	2110100	928,509,796.90	903,484,539.60
Basic Wages - Temporary Employees	2110200	8,808,000.00	0.00
Personal Allowances paid as part of Salary	2110300	738,455,994.65	573,261,494.30
Personal Allowances paid as Reimbursements	2110400	0.00	0.00
Personal Allowances provided in Kind	2110500	0.00	0.00
Employer Contributions to Compulsory National Social Security Schemes	2120100	32,887,875.00	0.00
Employer Contributions to Compulsory Health Insurance Schemes	2120200	0.00	0.00
Social Benefit Schemes Outside Government	2120300	0.00	0.00
TOTAL		1,708,661,666.55	1,476,746,033.90

13 Use of goods and Services

Item Description	Item Code	Current Period	Previous Period
		Kshs	Kshs
Utilities, Supplies and Services	2210100	29,749,462.65	16,305,228.70
Communication, Supplies and Services	2210200	28,114,444.00	12,145,064.00
Domestic Travel and Subsistence, and Other Transportation Costs	2210300	222,583,081.80	69,520,741.90
Foreign Travel and Subsistence, and other transportation costs	2210400	49,504,334.05	35,488,241.95
Printing, Advertising and Information Supplies and Services	2210500	18,064,852.00	3,665,806.55
Rentals of Produced Assets	2210600	314,888,642.80	139,272,218.95
Training Expenses	2210700	39,061,573.30	17,479,456.10
Hospitality Supplies and Servi	2210800	251,215,318.50	405,054,873.20
Insurance Costs	2210900	2,015,225.10	1,021,141.00
Specialised Materials and Supp	2211000	229,792,504.55	65,206,386.30
Office and General Supplies and Services	2211100	70,275,594.30	13,347,178.60
Fuel Oil and Lubricants	2211200	67,524,147.75	28,558,339.05
Other Operating Expenses	2211300	1,261,647,240.30	1,516,137,859.35
Routine Maintenance - Vehicles	2220100	50,803,967.50	16,730,802.80
Routine Maintenance - Other Assets	2220200	23,089,947.35	26,742,083.65
Exchange Rate Losses	2230100	0.00	0.00
TOTAL		2,658,330,335.95	2,366,675,422.10

14 Subsidies

Item Description	Item Code	Current Period	Previous Period
		Kshs	Kshs
Subsidies to Public Corporations	2510000	0.00	0.00
Subsidies to Private Enterprises	2520000	0.00	0.00
TOTAL		0.00	0.00

15 Transfers to Other Government Units

Item Description	Item Code	Current Period	Previous Period
		Kshs	Kshs
Current Grants to Government Agencies and other Levels of Government	2630100	0.00	0.00
Capital Grants to Government Agencies and other	2630200	0.00	0.00

Item Description	Item Code	Current Period	Previous Period
Levels of Government			
Other Current Transfers, Grants and Subsidies	2640400	0.00	0.00
Other Capital Grants and Trans	2640500	0.00	0.00
TOTAL		0.00	0.00

16 Other Grants and Transfers

Item Description	Item Code	Current Period	Previous Period
		Kshs	Kshs
Grants and Transfers to Foreign Governments	2610100	0.00	0.00
Membership Fees and Dues and Subscriptions to International Organizations	2620100	0.00	0.00
Membership Fees and Dues and Subscriptions to International Organizations (Continued)	2620200	0.00	0.00
Scholarships and other Educational Benefits	2640100	30,599,999.90	35,000,000.00
Emergency Relief and Refugee Assistance	2640200	0.00	0.00
Grants to Small Businesses, Cooperatives, and Self Employed	2640300	0.00	0.00
	2649900	0.00	0.00
TOTAL		30,599,999.90	35,000,000.00

17 Social Security Benefits

Item Description	Item Code	Current Period	Previous Period
		Kshs	Kshs
Government Pension and Retirement Benefits	2710100	12,886,670.40	16,588,027.70
Social Security Benefits	2710200	0.00	0.00
Employer Social Benefits	2710300	0.00	0.00
Refund of Pension to UK Government	2720100	0.00	0.00
Refund of Contributions to WCPS and other Ex-Gratia	2720200	0.00	0.00
TOTAL		12,886,670.40	16,588,027.70

18 Acquisition of Assets

Item Description	Item Code	Current Period	Previous Period
		Kshs	Kshs
Purchase of Buildings	3110100	0.00	0.00
Construction of Building	3110200	0.00	0.00
Refurbishment of Buildings	3110300	12,496,370.00	58,800,090.50
Construction of Roads	3110400	0.00	0.00
Construction and Civil Works	3110500	0.00	103,114,892.95
Overhaul and Refurbishment of Construction and Civil Works	3110600	0.00	44,432,484.00
Purchase of Vehicles and Other Transport Equipment	3110700	22,114,433.00	115,291,066.00
Overhaul of Vehicles and Other Transport Equipment	3110800	0.00	1.00
Purchase of Household Furniture and Institutional Equipment	3110900	0.00	1.00
Purchase of Office Furniture and General Equipment	3111000	23,383,172.95	219,464,355.50
Purchase of Specialised Plant, Equipment and Machinery	3111100	37,022,693.00	40,036,824.00
Rehabilitation and Renovation of Plant, Machinery and Equipment	3111200	2,499,500.00	144,000.00
Purchase of Certified Seeds, Breeding Stock and Live Animals	3111300	0.00	0.00
Research, Feasibility Studies, Project Preparation and Design, Project Supervision	3111400	11,935,810.00	26,563,090.00
Rehabilitation of Civil Works	3111500	0.00	0.00
Purchase of Specialised Plant	3112200	0.00	0.00
Acquisition of Strategic Stocks	3120100	0.00	0.00
Acquisition of Other Inventori	3120200	0.00	0.00
Acquisition of Land	3130100	0.00	0.00
Acquisition of Other Intangible Assets	3130200	0.00	0.00
Domestic Lending and On-lending	4110000	0.00	0.00
Domestic Equity Participation	4120000	0.00	0.00
Other Domestic Accounts Receivable	4130000	0.00	0.00
Foreign Lending and On- Lending	4140000	0.00	0.00
Foreign Equity Participation	4150000	0.00	0.00
Other Foreign Accounts Receivable	4160000	0.00	0.00
TOTAL		109,451,978.95	607,846,804.95

19 Finance Costs, including Loan Interest

Item Description	Item Code	Current Period	Previous Period
		Kshs	Kshs

Item Description	Item Code	Current Period	Previous Period
Interest Payments on Foreign Borrowing	2410100	0.00	0.00
Interest Payments on Guaranteed Debt	2410200	0.00	0.00
Interest on Domestic Borrowing	2420000	0.00	0.00
Interest on Borrowing From Other Government Units	2430000	0.00	0.00
TOTAL		0.00	0.00

20 Repayment of Principal on Domestic and Foreign Borrowing

Item Description	Item Code	Current Period	Previous Period
		Kshs	Kshs
Repayments on Borrowings from General Government	5510100	0.00	0.00
Repayments on Borrowings from Monetary Authorities (Central Bank)	5510200	0.00	0.00
Repayments on Borrowings from Other Domestic Depository Corporations (Commercial Banks)	5510300	0.00	0.00
Repayments on Borrowings from Other Domestic Financial Institutions	5510400	0.00	0.00
Repayments on Borrowings from Other Domestic Creditors	5510500	0.00	0.00
Principal Repayments on Foreign Borrowing	5510600	0.00	0.00
Principal Repayments on Guaranteed Debt Taken over by Government	5520000	0.00	0.00
Principal Repayments on Guaranteed Domestic Debt Taken over by Government	5520100	0.00	0.00
Principal Repayments on Guaranteed Foreign Debt Taken over by Government	5520200	0.00	0.00
Repayments on Borrowings from Other Domestic Creditors	5610000	0.00	0.00
Repayments on Borrowings from Other Domestic Creditors - Private Enterprises	5610500	0.00	0.00
	5620000	0.00	0.00
Repayments on Borrowings from Other Domestic Creditors - Public Enterprises	5620100	0.00	0.00
TOTAL		0.00	0.00

21 Other payments

Item Description	Item Code	Current Period	Previous Period
		Kshs	Kshs
Budget Reserves	2810100	0.00	0.00
Civil Contingency Reserves	2810200	0.00	0.00
Capital Transfer to Non Financial Public Enterprises	2820100	0.00	0.00
Capital Transfer to Public Financial Institutions and Enterprises	2820200	0.00	0.00
Capital Transfer to Private Non-Financial Enterprises	2820300	0.00	0.00
System Required Expenses	2990100	0.00	0.00
	2999900	0.00	0.00
TOTAL		0.00	0.00

22A Bank Balances

Item Description	Item Code	Current Period	Previous Period
		Kshs	Kshs
Special Accounts	6510000	0.00	0.00
Treasury Bank Accounts (Exchequer and CRF Accounts)	6520000	0.00	0.00
Recurrent Bank Accounts	6530000	70,791,719.65	3,599,723.10
Development Bank Accounts	6540000	0.00	66,945.60
Deposit Bank Account	6550000	201,256,720.50	263,806,832.80
Project Specific Bank Accounts	6570000	0.00	0.00
Foreign Currency and Foreign D	6590101	0.00	0.00
Foreign Currency and Foreign D	6590203	0.00	0.00
TOTAL		272,048,440.15	267,473,501.50

22B Cash Balances

Item Description	Item Code	Current Period	Previous Period
		Kshs	Kshs
Cash in Hand	6580000	0.00	0.00
Foreign Currency and Foreign D	6590201	0.00	0.00
TOTAL		0.00	0.00

23 Accounts Receivables - Outstanding Imprest and Clearance Accounts

Item Description	Item Code	Current Period	Previous Period
		Kshs	Kshs
Domestic Debtors & Advances	6710000	225,849.70	178,133.00
Debtors & Advances - Govt Owne	6720000	0.00	0.00
Foreign Debtors & Advances	6730000	0.00	0.00
Other Debtors & Pre-payments	6740000	0.00	0.00
Government Imprests	6760000	0.00	2.00
Agency Accounts	6770000	0.00	107,885,107.05
Suspense & Clearance Account	6780000	(6.50)	0.00
Other Current Assets (System r	6790000	0.00	0.00
TOTAL		225,843.20	108,063,242.05

24. ACCOUNTS PAYABLE

Item Description	Item code	Current Period	Previous Period
		Kshs	Kshs
Withholding Taxes	7380000	0.00	0.00
Deposits	7310000	13,556,241.85	73,860,069.20
Other General Liabilities	7330000	0.00	0.00
System Required Liabilities A/cs	7390000	(400.00)	(400.00)
	7210000	0.00	0.00
Other Liabilities	7320000	187,700,478.65	189,946,763.60
TOTAL		201,256,320.50	263,806,432.80

25. FUND BALANCES BROUGHT FORWARD

Item Description	Item Code	Current Period	Previous Period
		Kshs	Kshs
Opening Balance Bank	22A	267,473,501.50	215,022,832.00
Opening Balance Cash	22B	0.00	400,605.30
Opening Balance Receivables - Imprest and Clearance Accounts	23	108,063,238.05	211,394,789.35
Opening Balance - Deposits	24	(263,806,432.80)	(213,607,419.75)
TOTAL		111,730,306.75	213,210,806.90

26. PRIOR YEAR ADJUSTMENTS

Item Description	Item Code	Current Period	Previous Period
		Kshs	Kshs
Exchequer Provisions	9910200	0.00	0.00
County Transfers	9910300	0.00	0.00
TOTAL		0.00	0.00



Statement of Budget Execution

Entity: 1011-Executive Office of the President

Current Period: JUL-24 To JUN-25

	Note	Printed Estimate	Reallocation / Transfer	Supplementary Estimates	Final Approved Estimate (Net)	Actual	Budget Utilization Differences	% of Utilization
		a	b	c	d=a+b+c	e	f=d-e	g=e/d%
RECEIPTS								
Tax Receipts	1	0.00	0.00	0.00	0.00	0.00	0.00	0.00%
Social Security Contribution	2	0.00	0.00	0.00	0.00	0.00	0.00	0.00%
Proceeds from Domestic and Foreign Grants	3	0.00	0.00	0.00	0.00	0.00	0.00	0.00%
Exchequer releases	4	0.00	0.00	0.00	0.00	4,571,869,144.45	(4,571,869,144.45)	0.00%
Transfers from Other Government Entities	5	0.00	0.00	0.00	0.00	0.00	0.00	0.00%
Proceeds from Domestic Borrowings	6	0.00	0.00	0.00	0.00	0.00	0.00	0.00%
Proceeds from Foreign Borrowings	7	0.00	0.00	0.00	0.00	0.00	0.00	0.00%
Proceeds from Sales of Assets	8	0.00	0.00	0.00	0.00	0.00	0.00	0.00%
Reimbursements and Refunds	9	0.00	0.00	0.00	0.00	0.00	0.00	0.00%
Returns of Equity Holdings	10	0.00	0.00	0.00	0.00	0.00	0.00	0.00%
Other Receipts	11	5,000,000.00	0.00	20,000,000.00	25,000,000.00	18,853,226.95	6,146,773.05	75.41%
Total		5,000,000.00	0.00	20,000,000.00	25,000,000.00	4,590,722,371.40	(4,565,722,371.40)	18362.89%
PAYMENTS								
Compensation of Employees	12	1,606,000,000.00	0.00	103,808,000.00	1,709,808,000.00	1,708,661,666.55	1,146,333.45	99.93%
Use of goods and Services	13	2,503,827,538.00	0.00	243,444,383.00	2,747,271,921.00	2,658,330,335.95	88,941,585.05	96.76%
Subsidies	14	0.00	0.00	0.00	0.00	0.00	0.00	0.00%
Transfers to Other Government Units	15	328,600,000.00	0.00	(328,600,000.00)	0.00	0.00	0.00	0.00%
Other Grants and Transfers	16	30,600,000.00	0.00	0.00	30,600,000.00	30,599,999.90	0.10	100.00%
Social Security Benefits	17	21,000,000.00	0.00	(7,311,959.00)	13,688,041.00	12,886,670.40	801,370.60	94.15%
Acquisition of Assets	18	942,162,581.00	0.00	(822,367,871.00)	119,794,710.00	109,451,978.95	10,342,731.05	91.37%
Finance Costs, including Loan Interest	19	0.00	0.00	0.00	0.00	0.00	0.00	0.00%
Repayment of Principal on Domestic and Foreign Borrowing	20	0.00	0.00	0.00	0.00	0.00	0.00	0.00%
Other payments	21	0.00	0.00	0.00	0.00	0.00	0.00	0.00%
Total		5,432,190,119.00	0.00	(811,027,447.00)	4,621,162,672.00	4,519,930,651.75	101,232,020.25	97.81%



Statement of Budget Execution

Entity: 1011-Executive Office of the President

Current Period: JUL-24 To JUN-25

The Statement has been prepared, reviewed and approved by the following:

Prepared By:

Date:

Reviewed By:

Date:

Approved By:

Date:



Budget Execution by Programme and Economic Classification

Entity: 1011-Executive Office of the President

Period: JUL-24 To JUN-25

Program	Item	Description	Approved Budget	Actual Payments	Variance
0000000000		Default - Non Programmatic	0.00	58,800.00	(58,800.00)
	2210000	Goods and Services	0.00	58,800.00	(58,800.00)
	2220000	Routine Maintenance	0.00	0.00	0.00
	2990000	System Required Expense A/cs	0.00	0.00	0.00
0603000000		Government Printing Services	817,536,119.00	804,126,979.05	13,409,139.95
	2110000	Wages and Salary Contributions	525,664,175.00	525,658,875.30	5,299.70
	2210000	Goods and Services	273,350,011.00	268,359,011.80	4,990,999.20
	2220000	Routine Maintenance	10,770,811.00	8,501,658.95	2,269,152.05
	3110000	Acquisition of Fixed Capital Assets	7,751,122.00	1,607,433.00	6,143,689.00
0701000000		General Administration Planning and Support Services	1,930,109,831.00	1,906,557,056.25	23,552,774.75
	2110000	Wages and Salary Contributions	706,332,294.00	705,532,036.70	800,257.30
	2120000	Social Contributions	32,977,102.00	32,887,875.00	89,227.00
	2210000	Goods and Services	1,117,335,537.00	1,099,744,181.60	17,591,355.40
	2220000	Routine Maintenance	27,770,104.00	23,880,595.55	3,889,508.45
	2640000	Other Transfers and Emergency Relief	0.00	0.00	0.00
	2710000	Social Security Benefits	13,688,041.00	12,886,670.40	801,370.60
	3110000	Acquisition of Fixed Capital Assets	32,006,753.00	31,625,697.00	381,056.00
0702000000		Cabinet Affairs	0.00	0.00	0.00
	2110000	Wages and Salary Contributions	0.00	0.00	0.00
	2120000	Social Contributions	0.00	0.00	0.00
	2210000	Goods and Services	0.00	0.00	0.00
	2220000	Routine Maintenance	0.00	0.00	0.00
	2630000	Grants & Transfer To Other Govt. Units	0.00	0.00	0.00
	2640000	Other Transfers and Emergency Relief	0.00	0.00	0.00
	2710000	Social Security Benefits	0.00	0.00	0.00
	3110000	Acquisition of Fixed Capital Assets	0.00	0.00	0.00
0703000000		Government Advisory Services	1,107,851,841.00	1,066,443,376.50	41,408,464.50
	2110000	Wages and Salary Contributions	231,469,551.00	231,342,002.60	127,548.40
	2210000	Goods and Services	823,393,242.00	787,942,277.10	35,450,964.90
	2220000	Routine Maintenance	20,136,588.00	16,559,096.90	3,577,491.10
	2630000	Grants & Transfer To Other Govt. Units	0.00	0.00	0.00
	2640000	Other Transfers and Emergency Relief	30,600,000.00	30,599,999.90	0.10
	3110000	Acquisition of Fixed Capital Assets	2,252,460.00	0.00	2,252,460.00
0704000000		State House Affairs	0.00	0.00	0.00
	2110000	Wages and Salary Contributions	0.00	0.00	0.00
	2210000	Goods and Services	0.00	0.00	0.00
	2220000	Routine Maintenance	0.00	0.00	0.00
	2710000	Social Security Benefits	0.00	0.00	0.00
	3110000	Acquisition of Fixed Capital Assets	0.00	0.00	0.00
0705000000		Leadership and Coordination of MDAs	0.00	0.00	0.00
	2110000	Wages and Salary Contributions	0.00	0.00	0.00
	2210000	Goods and Services	0.00	0.00	0.00
	2220000	Routine Maintenance	0.00	0.00	0.00
	2630000	Grants & Transfer To Other Govt. Units	0.00	0.00	0.00
	3110000	Acquisition of Fixed Capital Assets	0.00	0.00	0.00
0734000000			0.00	0.00	0.00
	2110000	Wages and Salary Contributions	0.00	0.00	0.00
	2210000	Goods and Services	0.00	0.00	0.00
	2220000	Routine Maintenance	0.00	0.00	0.00
	2630000	Grants & Transfer To Other Govt. Units	0.00	0.00	0.00
	2710000	Social Security Benefits	0.00	0.00	0.00
	3110000	Acquisition of Fixed Capital Assets	0.00	0.00	0.00
	3130000	Acquisition of Land and Intangible Assets	0.00	0.00	0.00
0737000000			0.00	0.00	0.00
	2210000	Goods and Services	0.00	0.00	0.00
0743000000		General Administration, Planning and Support Services	0.00	0.00	0.00
	2210000	Goods and Services	0.00	0.00	0.00
0745000000		Nairobi Metropolitan Services	0.00	0.00	0.00
	2110000	Wages and Salary Contributions	0.00	0.00	0.00
	2120000	Social Contributions	0.00	0.00	0.00
	2210000	Goods and Services	0.00	0.00	0.00
	2220000	Routine Maintenance	0.00	0.00	0.00
	2640000	Other Transfers and Emergency Relief	0.00	0.00	0.00
	3110000	Acquisition of Fixed Capital Assets	0.00	0.00	0.00
	3130000	Acquisition of Land and Intangible Assets	0.00	0.00	0.00
0770000000			765,664,881.00	742,744,439.95	22,920,441.05
	2110000	Wages and Salary Contributions	213,364,878.00	213,240,876.95	124,001.05

	2210000	Goods and Services	448,689,884.00	428,332,150.60	20,357,733.40
	2220000	Routine Maintenance	25,825,744.00	24,952,563.45	873,180.55
	3110000	Acquisition of Fixed Capital Assets	77,784,375.00	76,218,848.95	1,565,526.05
0904000000		Library Services	0.00	0.00	0.00
	2210000	Goods and Services	0.00	0.00	0.00
		Grand Total	4,621,162,672.00	4,519,930,651.75	101,232,020.25

The Statement has been prepared, reviewed and approved by the following:

Prepared By: _____

Date: _____

Reviewed By: _____

Date: _____

Approved By: _____

Date: _____



Budget Execution by Heads and Programmes

Entity: 1011-Executive Office of the President

Period: JUL-24 To JUN-25

Head	Program	Description	Approved Budget	Actual Payments	Variance
0000000000		Default Value (Non-Departmental)	0.00	0.00	0.00
	0704000000	State House Affairs	0.00	0.00	0.00
	0000000000	Default - Non Programmatic	0.00	0.00	0.00
	0734000000		0.00	0.00	0.00
1011000100		Cabinet Office	2,233,275,672.00	2,196,029,121.10	37,246,550.90
	0000000000	Default - Non Programmatic	0.00	58,800.00	(58,800.00)
	0704000000	State House Affairs	0.00	0.00	0.00
	0703000000	Government Advisory Services	135,634,425.00	131,153,559.75	4,480,865.25
	0770000000		167,531,416.00	158,257,909.10	9,273,506.90
	0701000000	General Administration Planning and Support Services	1,930,109,831.00	1,906,558,852.25	23,550,978.75
	0702000000	Cabinet Affairs	0.00	0.00	0.00
	0734000000		0.00	0.00	0.00
1011000300		State Corporations Advisory Committee	0.00	0.00	0.00
	0702000000	Cabinet Affairs	0.00	0.00	0.00
	0704000000	State House Affairs	0.00	0.00	0.00
1011000400		Headquarters and Administrative Services	0.00	0.00	0.00
	0701000000	General Administration Planning and Support Services	0.00	0.00	0.00
	0705000000	Leadership and Coordination of MDAs	0.00	0.00	0.00
	0704000000	State House Affairs	0.00	0.00	0.00
	0734000000		0.00	0.00	0.00
1011000500		Office of the Deputy President	0.00	0.00	0.00
	0743000000	General Administration, Planning and Support Services	0.00	0.00	0.00
	0734000000		0.00	0.00	0.00
	0737000000		0.00	0.00	0.00
	0705000000	Leadership and Coordination of MDAs	0.00	0.00	0.00
1011000600		Communication and Press Services	0.00	0.00	0.00
	0705000000	Leadership and Coordination of MDAs	0.00	0.00	0.00
	0734000000		0.00	0.00	0.00
1011000700		State Corporation Advisory Committee	123,845,879.00	116,111,790.10	7,734,088.90
	0734000000		0.00	0.00	0.00
	0703000000	Government Advisory Services	123,845,879.00	116,111,790.10	7,734,088.90
	0702000000	Cabinet Affairs	0.00	0.00	0.00
	0704000000	State House Affairs	0.00	0.00	0.00
1011000800		Presidential Strategic Communication Unit	0.00	0.00	0.00
	0734000000		0.00	0.00	0.00
1011001000		Co-ordination and Supervisory Services	0.00	0.00	0.00
	0705000000	Leadership and Coordination of MDAs	0.00	0.00	0.00
	0734000000		0.00	0.00	0.00
1011001800		State House - Nairobi	0.00	0.00	0.00
	0000000000	Default - Non Programmatic	0.00	0.00	0.00
	0904000000	Library Services	0.00	0.00	0.00
	0702000000	Cabinet Affairs	0.00	0.00	0.00
	0734000000		0.00	0.00	0.00
	0704000000	State House Affairs	0.00	0.00	0.00
1011001900		State House - Mombasa	0.00	0.00	0.00
	0704000000	State House Affairs	0.00	0.00	0.00
1011002000		State House - Nakuru	0.00	0.00	0.00
	0704000000	State House Affairs	0.00	0.00	0.00
1011002100		State Lodges; Sagana, Kisumu, Eldoret and Kakamega	0.00	0.00	0.00
	0704000000	State House Affairs	0.00	0.00	0.00
	0701000000	General Administration Planning and Support Services	0.00	0.00	0.00
1011002200		Presidential Strategic Communication Unit	0.00	0.00	0.00

	0704000000	State House Affairs	0.00	0.00	0.00
1011002300		Policy Analysis and Research	0.00	0.00	0.00
	0704000000	State House Affairs	0.00	0.00	0.00
1011002400		Kenya/Southern Sudan Liaison Office	62,749,245.00	61,824,421.05	924,823.95
	0702000000	Cabinet Affairs	0.00	0.00	0.00
	0703000000	Government Advisory Services	62,749,245.00	61,824,421.05	924,823.95
1011002500		Office of the First Lady	0.00	0.00	0.00
	0704000000	State House Affairs	0.00	0.00	0.00
1011002600		Office of the Spouse of the Deputy President	0.00	0.00	0.00
	0734000000		0.00	0.00	0.00
	0705000000	Leadership and Coordination of MDAs	0.00	0.00	0.00
1011002700		Legislative and Intergovernmental Liaison Office	0.00	0.00	0.00
	0734000000		0.00	0.00	0.00
	0705000000	Leadership and Coordination of MDAs	0.00	0.00	0.00
1011002800		Inspectorate of State Corporations	111,292,172.00	110,562,190.80	729,981.20
	0702000000	Cabinet Affairs	0.00	0.00	0.00
	0734000000		0.00	0.00	0.00
	0705000000	Leadership and Coordination of MDAs	0.00	0.00	0.00
	0703000000	Government Advisory Services	111,292,172.00	110,562,190.80	729,981.20
	0704000000	State House Affairs	0.00	0.00	0.00
1011002900		Efficiency Monitoring Unit	0.00	0.00	0.00
	0734000000		0.00	0.00	0.00
	0705000000	Leadership and Coordination of MDAs	0.00	0.00	0.00
1011003000		Government Digital Payments	0.00	0.00	0.00
	0702000000	Cabinet Affairs	0.00	0.00	0.00
1011003100		National Economic and Social Council	53,334,466.00	52,871,704.90	462,761.10
	0703000000	Government Advisory Services	53,334,466.00	52,871,704.90	462,761.10
	0702000000	Cabinet Affairs	0.00	0.00	0.00
1011003200		National Counter Terrorism Centre	450,000,000.00	450,000,000.00	0.00
	0703000000	Government Advisory Services	450,000,000.00	450,000,000.00	0.00
1011003300		Vision 2030	0.00	0.00	0.00
	0703000000	Government Advisory Services	0.00	0.00	0.00
1011003400		National Cohesion Department	131,382,415.00	129,966,192.50	1,416,222.50
	0770000000		131,382,415.00	130,022,192.50	1,360,222.50
	0701000000	General Administration Planning and Support Services	0.00	(56,000.00)	56,000.00
	0702000000	Cabinet Affairs	0.00	0.00	0.00
1011003500			159,031,110.00	158,106,870.50	924,239.50
	0770000000		159,031,110.00	158,106,870.50	924,239.50
	0702000000	Cabinet Affairs	0.00	0.00	0.00
	0701000000	General Administration Planning and Support Services	0.00	0.00	0.00
1011003600		Nairobi Metropolitan Services	0.00	0.00	0.00
	0745000000	Nairobi Metropolitan Services	0.00	0.00	0.00
1011003700		Administration, Planning and Support Services.	0.00	0.00	0.00
	0745000000	Nairobi Metropolitan Services	0.00	0.00	0.00
1011003800		Metropolitan Compliance and Services.	0.00	0.00	0.00
	0745000000	Nairobi Metropolitan Services	0.00	0.00	0.00
1011003900		Mbagathi District Hospital.	0.00	0.00	0.00
	0745000000	Nairobi Metropolitan Services	0.00	0.00	0.00
1011004000		Pumwani Maternity Hospital.	0.00	0.00	0.00
	0745000000	Nairobi Metropolitan Services	0.00	0.00	0.00
1011004100		Mama Lucy Hospital.	0.00	0.00	0.00
	0745000000	Nairobi Metropolitan Services	0.00	0.00	0.00
1011004200		Mutuini Hospital.	0.00	0.00	0.00
	0745000000	Nairobi Metropolitan Services	0.00	0.00	0.00
1011004300			0.00	0.00	0.00
	0745000000	Nairobi Metropolitan Services	0.00	0.00	0.00
1011004400		Health Centers and Dispensaries.	0.00	0.00	0.00
	0745000000	Nairobi Metropolitan Services	0.00	0.00	0.00
1011004500			0.00	0.00	0.00
	0745000000	Nairobi Metropolitan Services	0.00	0.00	0.00
1011004600		Transport, Roads and Public Works.	0.00	0.00	0.00
	0745000000	Nairobi Metropolitan Services	0.00	0.00	0.00
1011004700		Lands, Housing, Planning and	0.00	0.00	0.00

		Development.			
	0745000000	Nairobi Metropolitan Services	0.00	0.00	0.00
1011004900		Environmental Management.	0.00	0.00	0.00
	0745000000	Nairobi Metropolitan Services	0.00	0.00	0.00
1011005000		Solid Waste Management.	0.00	0.00	0.00
	0745000000	Nairobi Metropolitan Services	0.00	0.00	0.00
1011005100		Water Services.	0.00	0.00	0.00
	0745000000	Nairobi Metropolitan Services	0.00	0.00	0.00
1011005200		Energy and Other Ancillary Services.	0.00	0.00	0.00
	0745000000	Nairobi Metropolitan Services	0.00	0.00	0.00
1011005300			0.00	0.00	0.00
	0745000000	Nairobi Metropolitan Services	0.00	0.00	0.00
1011005400			98,024,191.00	96,142,413.80	1,881,777.20
	0701000000	General Administration Planning and Support Services	0.00	54,204.00	(54,204.00)
	0703000000	Government Advisory Services	98,024,191.00	96,088,209.80	1,935,981.20
1011005500			817,536,119.00	804,126,979.05	13,409,139.95
	0603000000	Government Printing Services	817,536,119.00	804,126,979.05	13,409,139.95
1011005600			22,971,463.00	22,125,027.65	846,435.35
	0703000000	Government Advisory Services	22,971,463.00	22,125,027.65	846,435.35
1011005700			307,719,940.00	296,357,467.85	11,362,472.15
	0770000000		307,719,940.00	296,357,467.85	11,362,472.15
1011100100			0.00	0.00	0.00
	0704000000	State House Affairs	0.00	0.00	0.00
1011100200			0.00	0.00	0.00
	0704000000	State House Affairs	0.00	0.00	0.00
1011100300			0.00	0.00	0.00
	0704000000	State House Affairs	0.00	0.00	0.00
1011100400			0.00	0.00	0.00
	0704000000	State House Affairs	0.00	0.00	0.00
1011100500			0.00	0.00	0.00
	0704000000	State House Affairs	0.00	0.00	0.00
1011100600			0.00	0.00	0.00
	0704000000	State House Affairs	0.00	0.00	0.00
1011100700			0.00	0.00	0.00
	0704000000	State House Affairs	0.00	0.00	0.00
1011100800			0.00	0.00	0.00
	0704000000	State House Affairs	0.00	0.00	0.00
1011100900			0.00	0.00	0.00
	0734000000		0.00	0.00	0.00
1011101000			0.00	0.00	0.00
	0701000000	General Administration Planning and Support Services	0.00	0.00	0.00
	0702000000	Cabinet Affairs	0.00	0.00	0.00
1011101100			0.00	0.00	0.00
	0701000000	General Administration Planning and Support Services	0.00	0.00	0.00
	0702000000	Cabinet Affairs	0.00	0.00	0.00
1011101400			0.00	0.00	0.00
	0734000000		0.00	0.00	0.00
1011101500			0.00	0.00	0.00
	0702000000	Cabinet Affairs	0.00	0.00	0.00
1011101600			50,000,000.00	25,706,472.45	24,293,527.55
	0703000000	Government Advisory Services	50,000,000.00	25,706,472.45	24,293,527.55
1011101700			0.00	0.00	0.00
	0702000000	Cabinet Affairs	0.00	0.00	0.00
	0704000000	State House Affairs	0.00	0.00	0.00
1011101800		Directorate of Resource Survey & Remote Sensing	0.00	0.00	0.00
	0701000000	General Administration Planning and Support Services	0.00	0.00	0.00
	0702000000	Cabinet Affairs	0.00	0.00	0.00
	0770000000		0.00	0.00	0.00
1011101900			0.00	0.00	0.00
	0704000000	State House Affairs	0.00	0.00	0.00
1011102000			0.00	0.00	0.00
	0704000000	State House Affairs	0.00	0.00	0.00
1011102100		Nairobi Metropolitan Services	0.00	0.00	0.00
	0745000000	Nairobi Metropolitan Services	0.00	0.00	0.00
1011102200			0.00	0.00	0.00
	0745000000	Nairobi Metropolitan Services	0.00	0.00	0.00
1011102300			0.00	0.00	0.00
	0745000000	Nairobi Metropolitan Services	0.00	0.00	0.00
1011102400			0.00	0.00	0.00
	0745000000	Nairobi Metropolitan Services	0.00	0.00	0.00
1011102500			0.00	0.00	0.00

	0745000000	Nairobi Metropolitan Services	0.00	0.00	0.00
1011102600			0.00	0.00	0.00
	0745000000	Nairobi Metropolitan Services	0.00	0.00	0.00
1011102700			0.00	0.00	0.00
	0745000000	Nairobi Metropolitan Services	0.00	0.00	0.00
1011102800			0.00	0.00	0.00
	0745000000	Nairobi Metropolitan Services	0.00	0.00	0.00
1011102900			0.00	0.00	0.00
	0745000000	Nairobi Metropolitan Services	0.00	0.00	0.00
1011103000			0.00	0.00	0.00
	0745000000	Nairobi Metropolitan Services	0.00	0.00	0.00
1011103100			0.00	0.00	0.00
	0745000000	Nairobi Metropolitan Services	0.00	0.00	0.00
1011103200			0.00	0.00	0.00
	0745000000	Nairobi Metropolitan Services	0.00	0.00	0.00
1011103300			0.00	0.00	0.00
	0745000000	Nairobi Metropolitan Services	0.00	0.00	0.00
1011103400			0.00	0.00	0.00
	0745000000	Nairobi Metropolitan Services	0.00	0.00	0.00
1011103500			0.00	0.00	0.00
	0745000000	Nairobi Metropolitan Services	0.00	0.00	0.00
1011103600			0.00	0.00	0.00
	0745000000	Nairobi Metropolitan Services	0.00	0.00	0.00
1011103700			0.00	0.00	0.00
	0745000000	Nairobi Metropolitan Services	0.00	0.00	0.00
1011103900			0.00	0.00	0.00
	0704000000	State House Affairs	0.00	0.00	0.00
1011104000			0.00	0.00	0.00
	0704000000	State House Affairs	0.00	0.00	0.00
1011104100			0.00	0.00	0.00
	0603000000	Government Printing Services	0.00	0.00	0.00
		Grand Total	4,621,162,672.00	4,519,930,651.75	101,232,020.25

The Statement has been prepared, reviewed and approved by the following:

Prepared By: _____

Date: _____

Reviewed By: _____

Date: _____

Approved By: _____

Date: _____



Budget Execution By Programmes and Sub-Programmes

Entity: 1011-Executive Office of the President

Period: JUL-24 To JUN-25

Program	Sub Program	Description	Approved Budget	Actual Payments	Variance
0000000000		Default - Non Programmatic	0.00	58,800.00	(58,800.00)
	0000000000	Default - Non Programmatic	0.00	58,800.00	(58,800.00)
0603000000		Government Printing Services	817,536,119.00	804,126,979.05	13,409,139.95
	0603010000	Government Printing Services	817,536,119.00	804,126,979.05	13,409,139.95
0701000000		General Administration Planning and Support Services	1,930,109,831.00	1,906,557,056.25	23,552,774.75
	0701010000		1,930,109,831.00	1,906,557,056.25	23,552,774.75
0702000000		Cabinet Affairs	0.00	0.00	0.00
	0702010000		0.00	0.00	0.00
	0702020000		0.00	0.00	0.00
	0702030000		0.00	0.00	0.00
0703000000		Government Advisory Services	1,107,851,841.00	1,066,443,376.50	41,408,464.50
	0703010000	State Corporations Advisory Services	0.00	0.00	0.00
	0703020000	Kenya-South Sudan Advisory Services	62,749,245.00	61,824,421.05	924,823.95
	0703030000	Power of Mercy Advisory Services	46,434,930.00	44,671,786.00	1,763,144.00
	0703050000		0.00	0.00	0.00
	0703060000		500,000,000.00	475,706,472.45	24,293,527.55
	0703070000		0.00	0.00	0.00
	0703080000	Advisory Services on Economic and Social Affairs	97,334,466.00	96,838,192.25	496,273.75
	0703090000	Strategic Policy Advisory Services	149,996,688.00	145,705,259.50	4,291,428.50
	0703100000	Public Entities Oversight Services	251,336,512.00	241,697,245.25	9,639,266.75
0704000000		State House Affairs	0.00	0.00	0.00
	0704010000	Coordination of State House Functions	0.00	0.00	0.00
	0704020000	Administration of Statutory benefits for the retired Presidents	0.00	0.00	0.00
	0704030000		0.00	0.00	0.00
0705000000		Leadership and Coordination of MDAs	0.00	0.00	0.00
	0705010000	Coordination and Supervision	0.00	0.00	0.00
	0705020000		0.00	0.00	0.00
0734000000			0.00	0.00	0.00
	0734010000		0.00	0.00	0.00
	0734020000		0.00	0.00	0.00
	0734030000		0.00	0.00	0.00
0737000000			0.00	0.00	0.00
	0737020000		0.00	0.00	0.00
0743000000		General Administration, Planning and Support Services	0.00	0.00	0.00
	0743020000		0.00	0.00	0.00
0745000000		Nairobi Metropolitan Services	0.00	0.00	0.00
	0745010000		0.00	0.00	0.00
	0745020000		0.00	0.00	0.00
	0745030000		0.00	0.00	0.00
	0745040000		0.00	0.00	0.00
	0745050000		0.00	0.00	0.00
	0745060000		0.00	0.00	0.00
	0745070000		0.00	0.00	0.00
0770000000			765,664,881.00	742,744,439.95	22,920,441.05
	0770010000	Leadership and Coordination Services	765,664,881.00	742,744,439.95	22,920,441.05
0904000000		Library Services	0.00	0.00	0.00
	0904010000	Library Services	0.00	0.00	0.00
Grand Total			4,621,162,672.00	4,519,930,651.75	101,232,020.25

The Statement has been prepared, reviewed and approved by the following:

Prepared By: _____

Date: _____

Reviewed By: _____

Date: _____

Approved By: _____

Date: _____