


REPUBLIC OF KENYA



KENYA NATIONAL AUDIT OFFICE

PARLIAMENT
OF KENYA
LIBRARY



REPORT


OF

THE AUDITOR-GENERAL

ON

**THE FINANCIAL STATEMENTS OF
MINISTRY OF LIVESTOCK DEVELOPMENT**

**FOR THE YEAR ENDED
30 JUNE 2013**



REPUBLIC OF KENYA

Telephone: +254-20-342330
Fax: +254-20-311482
E-Mail: oag@oagkenya.go.ke
Website: www.kenao.go.ke



P.O. Box 30084-00100
NAIROBI

KENYA NATIONAL AUDIT OFFICE

REPORT OF THE AUDITOR-GENERAL ON THE MINISTRY OF LIVESTOCK DEVELOPMENT FOR THE YEAR ENDED 30 JUNE 2013

REPORT ON THE FINANCIAL STATEMENTS

I have audited the accompanying financial statements for Vote 119 of the Ministry of Livestock Development, which comprise the Statement of Assets and Liabilities Recurrent, Development and Deposits as at 30 June 2013, and the Appropriation Accounts, Recurrent and Development and financial statements of Veterinary Services Development Revolving Fund for the year then ended together with other explanatory notes in accordance with Article 229 of the Constitution of Kenya and Section 8 of the Public Audit Act, 2003. I have obtained all the information and explanations which, to the best of my knowledge and belief, were necessary for the purpose of the audit.

Accounting Officer's Responsibility for the Financial Statements

The Accounting Officer, Ministry of Livestock Development, is responsible for the preparation and fair presentation of these financial statements in accordance with Government Financial Regulations and Procedures and the Public Finance Management Act, 2012 and for such internal control as management determines is necessary to enable the preparation of financial statements that are free from material misstatement, whether due to fraud or error.

The Accounting Officer is also responsible for the submission of the financial statements to the Auditor-General in accordance with the provisions of Section 4 of the Public Audit Act, 2003.

Auditor-General's Responsibility

My responsibility is to express an opinion on these financial statements based on the audit and report in accordance with the provisions of Section 9 of the Public Audit Act, 2003. The audit was conducted in accordance with International Standards on Auditing. Those Standards require compliance with ethical requirements and that the audit be planned and performed to obtain reasonable assurance about whether the financial statements are free from material misstatement.

An audit involves performing procedures to obtain audit evidence about the amounts and disclosures in the financial statements. The procedures selected depend on the auditor's judgement, including the assessment of the risks of material misstatement of the financial statements, whether due to fraud or error. In making those risk assessments, the auditor considers internal control relevant to the Ministry's

preparation and fair presentation of the financial statements in order to design audit procedures that are appropriate in the circumstances, but not for the purpose of expressing an opinion on the effectiveness of the Ministry's internal control. An audit also includes evaluating the appropriateness of accounting policies used and the reasonableness of accounting estimates made by the management, as well as evaluating the overall presentation of the financial statements.

I believe that the audit evidence obtained is sufficient and appropriate to provide a basis for my qualified audit opinion.

A. APPROPRIATION ACCOUNT FOR VOTE R.119

Basis for Qualified Opinion

1. Under-collection of Appropriations-In-Aid

The Recurrent Appropriation Account for Vote R.119 for the year ended 30 June 2013 reflects under-collection of Appropriations-In-Aid of Kshs.15,924,411 or about 66.4% of estimates of Kshs.24,000,000. However, the Ministry has not indicated the measures it has taken to forestall the recurrence of a similar situation in future.

2. Accuracy of the Appropriation Account

The Recurrent Appropriation Account for the year ended 30 June 2013 reflects numerous expenditure figures which differ with the respective amounts shown in the trial balance as at the same period.

The Appropriation Account further reflects total net expenditure of Kshs 3,928,857,455 while the Appropriation Account Summary shows a figure of Kshs 4,194,975,156.55, and therefore a difference of Kshs.266,117,702.

In addition, the Appropriation Account reflects net approved estimates of Kshs 4,526,892,995 while the printed estimates book reflects approved estimates of Kshs 4,527,683,995, and therefore a difference of Kshs.791,000.

No explanations or reconciliations have been provided for these differences.

3. Grants to Government Agencies and Other Levels of Government

The Appropriation Account reflects grants totalling Kshs 36,230,400 to four (4) institutions during the year. However, the financial statements for the year 2012/2013 for these institutions reflect grants amounting to Kshs 269,586,291 as analyzed below:

<u>Institution</u>	<u>Disbursements as per Appropriation</u> <u>Account (Kshs)</u>	<u>Receipts as per Financial Statements of the</u> <u>Institutions (Kshs)</u>	<u>Difference</u> <u>(Kshs)</u>
Kenya Dairy Board	14,630,400	19,507,200	4,876,800
Kenya Veterinary Board	3,360,000	21,360,000	18,000,000
Kenya Leather Council	18,240,000	30,719,091	12,479,091
Kenya Meat Commission	Nil	198,000,000	198,000,000
	<u>36,230,000</u>	<u>269,586,291</u>	<u>233,355,891</u>

The resultant difference of of Kshs 233,355,891 between the two sets of records has not been reconciled or explained.

Further, records maintained at the Ministry indicate that grants and subsidies totalling Kshs 9,364,000 were disbursed to the following five (5) collaborating institutions during the year:

Sheep and Goats Improvement Station	14,000
Hqs Livestock Production Support Services	650,000
Hqs Animal Production Services	1,200,000
Hqs Range Management and Improvement Services	750,000
Hqs Veterinary Headquarters	<u>6,750,000</u>
Total	<u>9,364,000</u>

However, documentary evidence in form of acknowledgement receipts and expenditure returns from these Institutions were not produced to support the disbursements. Consequently, it has not been possible to confirm whether the grants were received and used for the intended purpose.

4. Personnel expenses

The Appropriation Account reflects, under various Heads, expenditure amounting to Kshs 3,571,676,660.00 incurred on personnel emoluments while payment vouchers and the Ministry's Integrated Payroll and Personnel Data (IPPD) records show an amount of Kshs 3,879,299,383.25 against the same item. No explanation or reconciliation has been given for the difference of Kshs 307,622,723.25 between the two sets of records.

5. Misallocation of Expenditure

During the year under review, the Ministry incurred expenditure totalling Kshs 8,975,992 on various goods which, however, was incorrectly charged to item 2211000 – Specialized Materials and Supplies under various Heads. No explanation has been provided for this irregularity.

6. Pending Bills

Bills amounting to Kshs.27,742,073 chargeable to Vote R.119 and relating to 2012/2013 were not settled during the year but were instead carried forward to 2013/2014. Had the bills been paid and expenditure charged to the accounts for 2012/2013, the Appropriation Account would have reflected a reduced net surplus to be surrendered to the Exchequer of Kshs.304,175,765.45 instead of Kshs.331,917,838.45 now shown. Failure to settle bills in the year to which they relate distorts the financial statements for that year and adversely affects the budgetary provisions of the subsequent financial year to which they have to be charged.

7. Failure to give explanations for material differences

The Appropriation Account reflects several items with over or under expenditure exceeding Kshs 1,000,000. which have not been explained, as required by the financial regulations and procedures. No explanation has been given for the omission.

B. STATEMENT OF ASSETS AND LIABILITIES FOR VOTE R.119

8. Trial Balance and Ledger

The balances reflected in the Statement of Assets and Liabilities for Vote R.119 as at 30 June 2013 have not been supported by figures in the trial balance as at that date or ledger for the year then ended. As a result, the completeness and accuracy of the Statement balances could not be confirmed.

9. Long Outstanding Balances

The Statement reflects account balances relating to 2011/2012 and earlier years which have not been cleared from the books as shown below:

<u>Account</u>	<u>Amount (Kshs)</u>
Salary Advance Account	781,511.70
Imprest	89,027,844.10
Agency Account	482,192.00
Ministry of Fisheries Account	35,747,058.30
Clearance Account	120,299,048.75
District Suspense Account	369,936,074.00
General Account of Vote	507,601,248.35

Exchequer Account 2007 (Cr.)	29,537,272.50
General Suspense Account	29,915,078.10

No reason has been provided for failure to clear these long outstanding balances from the Ministry's books of account.

10. Exchequer Account

The Statement also reflects Exchequer Under-issues Account balance of Kshs.127,892,994.50 relating to 2012/2013, while records maintained by the Office of the Controller of Budget show an amount of Kshs.78,683,995. No reconciliation or explanation has been provided for the difference of Kshs 49,208,999.50.

The Statement also reflects Exchequer Over-issues balance brought forward of Kshs.78,949,145.40. However, the cause of the Over-issues has not been explained.

11. Unanalyzed Balances

The Statement further reflects the following Account balances that have not been supported with analyses:-

<u>Account</u>	<u>Amount (Kshs)</u>
Agency Account	482,192.00
Ministry of Fisheries Account	35,747,058.30
Exchequer Account 2007	29,537,272.50

No explanation has also been given for failure to analyze the balances, as a result of which, their completeness and accuracy can not be confirmed.

12. Paymaster General Account

The Statement reflects a Paymaster General Account credit balance of Kshs 649,087.50. However, the bank reconciliation statement as at 30 June 2013 for the recurrent cashbook reflects payments in bank statement not in cashbook totalling Kshs 5,287,203.80 which include payments totalling Kshs 4,610,010.90 relating to the period 23 February 2012 and May 2013. No explanation has been given for failure to record these payments in the cashbook.

13. Unsupported Cleared Balances

The Statement shows that balances of Kshs 9,168.25 and Kshs 149,162.00 relating to Salary Advances Account and Imprest and Advances Account, respectively, were cleared during the year under review. However, no documentary evidence was availed to support these clearances.

C. APPROPRIATION ACCOUNT FOR VOTE D. 119

Basis for Qualified Opinion

14. Under-expenditure and under-collection of Appropriations-In-Aid

The Appropriation Account for Vote D.119 for the year ended 30 June 2013 reflects gross under-expenditure of Kshs.591,012,368.65 or about 13% of approved estimates of Kshs.4,460,971,426. The Account also reflects under-collection of Appropriations-In-Aid of Kshs.178,790,525.30 or about 58% of Approved Estimated receipts of Kshs.307,060,750. However, the Ministry has not indicated the action being taken to forestall a similar situation in future.

15. Capital Grants to Government Agencies and Other Levels of Government

The Appropriation Account for Vote D.119 reflects under various Expenditure Heads, Item 2630200 - Capital Grants to Government Agencies and Other Levels of Government, Development Grants totalling Kshs.41,675,000 disbursed to two (2) institutions while the audited financial statements for these organizations for the same year show receipts amounting to Kshs.57,435,000 as shown below:-

<u>Institution/Parastatal</u>	<u>Appropriation Account (Kshs)</u>	<u>Financial Statements of the Parastatal (Kshs)</u>	<u>Difference (Kshs)</u>
Kenya Veterinary Board	18,000,000	18,750,000	750,000
Kenya Leather Council	<u>23,675,000</u>	<u>38,685,000</u>	<u>15,010,000</u>
	<u>41,675,000</u>	<u>57,435,000</u>	<u>15,760,000</u>

The difference of Kshs.15,760,000 has not been explained or reconciled.

The Appropriation Account further reflects under Head 0003, Sub-Head 01, Item 2630100 – Current Grants to Government Agencies, Grants totalling Kshs.202,000,000 disbursed to Kenya Meat Commission while the Ministry records indicate that a total of Kshs.106,000,000 was issued to the institution. Kenya Meat Commission's financial statements on the other hand show that Kshs.196,063,131 was received from the Ministry during the year. Further verifications revealed that amount of Kshs.96,000,000 captured in the ledgers as disbursed to Kenya Meat Commission during 2012/2013 was also included among pending bills as at 30 June, 2013. No explanation has been provided for the discrepancies.

16. Irregular Transfer of Funds to Deposit Account

Records maintained by the Ministry show that during the year under review, a total of Kshs.250,000,000 was transferred from Development Vote to Deposit Account vide payment vouchers number 002458 and 002459 both dated 22 January 2013 for Kshs.220,000,000 and Kshs.30,000,000 respectively, and charged to Head 0008,

Sub-Head 06, Item 2630200. Information available indicate that the amount was to be held in the Deposit Account awaiting the formation of Livestock Restocking Enterprise Fund. This was in addition to an amount of Kshs.130,000,000 transferred to Deposit Account in August, 2008 for the same purpose. However, the following issues have not been adequately explained:-

- i. The expenditure was not provided for in the 2012/2013 budget and therefore, was incurred without Parliamentary approval.
- ii. No evidence has been availed to show that the Livestock Restocking Enterprise Fund has since been established and the money transferred to its bank account.
- iii. No evidence has been availed to show that appropriate approval was obtained for the transfers to Deposit Account.

Consequently, the transfer of Kshs.250,000,000 to Deposit Account remains irregular.

17. Construction of Biosafety Level 3 Laboratory

The Ministry awarded a tender for the construction of Biosafety Level 3 Laboratory at Kabete Station to a local firm vide Ministerial Tender Committee minute dated 21 June 2012 at a contract sum of Kshs.98,840,597.92. The contract was for a period of 52 weeks commencing 4 February 2013 to be completed on 3 February 2014. The contractor was the most technically qualified and lowest evaluated bidder among five firms who responded to the tender advertisement of 16 March 2012. Although the project was scheduled for completion on 3 February 2014, available information indicate that the project was behind completion schedule with the value of permanent works estimated at 49.5% against the completion period which had elapsed and no evidence of approved extension of time was seen. No explanation has been provided for the slow progress of the works.

18. Pending Bills

Bills totalling Kshs.385,880,105.65 relating to 2012/2013 and chargeable to Development Vote were not paid during the year but were instead carried forward to 2013/2014. Had the bills been paid and expenditure charged to the accounts, the Appropriation Account for Vote D.119 for the year ended 30 June 2013 would have reflected a reduced Net Surplus to be surrendered to the Exchequer of Kshs.26,341,737.70 instead of Kshs.412,221,843.35 now shown. Failure to settle bills in the year to which they relate distorts the financial statements for that year and adversely affects the budgetary provisions for the subsequent year to which they have to be charged.

19. Non Maintenance of Procurement Records For The Construction Of Hay Store – Kshs 2,998,490.

Examination of payment vouchers, supporting documents and other records held at the District Livestock Development Office – Balambala revealed that a contract for Kshs.2,998,490 was awarded to a construction firm for the construction of hay store at Jarajara in Balambala District vide letter of offer dated 26 October, 2012.

However, it was noted that the department did not maintain proper procurement records and project file as required by Section 45 of the Public Procurement and Disposal Act, 2005. Further, payments made were not supported with Bills of Quantities from the firm that won the tender, tender opening minutes, tender evaluation minutes, and technical drawings for the project. In addition, there was no evidence to show that the unsuccessful bidders were notified that their tenders were not successful, contrary to Section 67(2) of the Public Procurement and Disposal Act, 2005.

In the absence of the procurement records, it was not possible to confirm whether proper procurement procedures were adhered to in the award of the contract. Under the circumstance, the regularity of the contract could not be confirmed.

20. Unsupported Expenditure- District Livestock Production Office, Turkana East District

The District Livestock Development Officer, Turkana East District, awarded a contract for construction of the District Livestock Production Officer's office to a building contractor at a contract sum of Kshs.2,710,264.27.

Information available indicate that the contractor was paid Kshs.2,315,940.00 on 29 June 2013 vide Cheque Number 0139 net of the retention fee while payment voucher No.089 processed and fully signed on 29 June 2013 reflected a figure of Kshs.2,439,237.87. The difference of Kshs.123,297.87 has not been explained or supported. The invoice and Ministry of Public Works completion certificates were issued on 14 September 2013 and 9 September, 2013 respectively. It has not been explained why the office raised the payment voucher before the issue of the works completion certificate and invoice.

Further, the engineer's estimates and bill of quantities, tender committee minutes for the award of contract, signed contract document, and the inspection and acceptance committee report for the project were not availed for audit verification.

Consequently, the propriety of the expenditure totalling Kshs.2,315,940.00 and the unpaid invoice balance of Kshs.123,297.87 could not be confirmed.

D. STATEMENT OF ASSETS AND LIABILITIES FOR VOTE D.119

21. Trial Balance and Ledger

The account balances reflected in the Statement of Assets and Liabilities for Vote D.119 as at 30 June 2013 were not supported by a trial balance as at 30 June 2013 or ledger for the year then ended. As a result, the completeness and accuracy of the balances could not be confirmed.

22. Long Outstanding Balances

The Statement reflects various account balances relating to 2011/2012 and earlier years which were not cleared during the year as follows:-

<u>Account</u>	<u>Balance (Kshs)</u>
Exchequer Account	1,177,009,760.90
Imprest and Advances	19,051,330.00
General Suspense Account	576,198,690.70
District Suspense Account	400,176,820.00
Ministry of Fisheries Development Account	94,689,917.30
General Account of Vote	2,297,707,157.95

No reason has been given for failure to clear these balances from the books of account.

23. Unsupported Cleared Balances

The Statement further reflects balances of Kshs.1,608,943.10 and Kshs.26,988,859.60 against imprest and Advances Account and General Suspense Account, respectively, that were cleared during the year under review. However, no documentary evidence has been availed to support these clearances.

24. Ministry of Fisheries Development Account

The Statement also reflects a balance of Kshs.94,689,917.30 against Ministry of Fisheries Account that is brought forward from the previous year. However, no documents have been availed to support the balance and explain its nature. Consequently, the validity and accuracy of the balance could not be ascertained.

25. Paymaster General Account

The Statement reflects Paymaster General Account balance of Kshs.1,615,117.75 as at 30 June, 2013. However, the bank reconciliation statement for Development cashbook reflects a receipt in bank statement not recorded in the cashbook of Kshs.200,000. No explanation has been given for failure to update the cashbook.

The reconciliation statement also reflects payments in bank statement not recorded in the cashbook totalling Kshs.7,626,287.80 which include payments amounting to Kshs.7,621,287.80 relating to the period between 19 October 2012 and 31 May 2013. No explanation has been provided for failure to capture these long outstanding payments in the cashbook.

E. STATEMENT OF ASSETS AND LIABILITIES FOR DEPOSITS 119

Basis for Qualified Opinion

26. Unsupported cleared balances

The Statement of Assets and Liabilities for Deposits 119 as at 30 June 2013 shows balances of Kshs 1,132,956.00 and Kshs 72,000.00 relating to Imprest and Advances and Suspense Accounts respectively, which were cleared during the year under review. However, no documentary evidence has been given to support these clearances.

27. Long outstanding balances

The Statement also reflects the following balances in respect of 2011/2012 and earlier years which have remained uncleared as at 30 June 2013:

<u>Account Particulars</u>	<u>Amounts (Kshs.)</u>
Imprest and Advances	1,088,408.00 DR
Veterinary Services	15,114,683.85 DR
District Suspense Account (CR)	4,910,088.20 CR
Suspense Account (DR)	4,485,450.40 DR

No explanation has been given for failure to clear these long outstanding balances from the Ministry's books of account.

28. Un-analysed Balances

The Statement further reflects balances under the Veterinary Services, District Suspense and Suspense Account of Kshs.15,114,683.85 (DR), Kshs.4,910,088.20 (CR), and Kshs.4,485,450.00 (DR) respectively, which have not been supported with analyses. As a result, validity and accuracy of these balances could not be ascertained.

29. Trial Balance/Ledger

The account balances reflected in the Statement were not supported by a trial balance as at 30 June 2013 or ledger for the year then ended. Consequently, the completeness and accuracy of the balances could not be confirmed.

30. Irregular and Unapproved Transfers from Development Account

The Statement reflects a balance of Kshs.374,363,488.15 against Miscellaneous Deposits which comprise transfers from the Development Account relating to various organizations. However, no documents have been availed to support the balances. In addition, no evidence has been availed to show that appropriate authority was obtained to effect the transfers and also for the various payments shown as having been made from these balances.

Further, included in the Miscellaneous Deposits are Appropriations-In-Aid funds amounting to Kshs.822,323.35. No explanation has been given for receipting and holding Appropriations-In-Aid funds in Deposits Account instead of either Recurrent or Development Votes.

F. VETERINARY SERVICES DEVELOPMENT REVOLVING FUND

Basis for Qualified Opinion

31. Unapproved re-allocation

During the year under review, management reallocated funds totalling Kshs 62,857,500.00 from various items to item 2211003 (purchase of specialized materials), contrary to Regulation 6 of the Exchequer and Audit (Veterinary Services Development Revolving Fund) Regulations, 1996, which provides that the annual budget of the Fund shall be submitted to Treasury for approval, and any remission of the approved budget shall be referred to Treasury for necessary action. No explanation has been provided for the omission.

32. Unsupported Cleared Balance

The balance sheet as at 30 June 2013 reflects a comparative (2011/2012 balance) of Kshs 2,716,327.70 relating to DVOs (District Veterinary Officers) Suspense Account that was cleared during the year under review. However, no documentary evidence has been provided in support of the cleared balance. Consequently, validity of the clearance could not be confirmed.

33. Cash and Bank Balance

The balance sheet also reflects a cash and bank balance of Kshs 867,099.35 that agrees with the reconciled cashbook balance as at 30 June 2013. However, the bank reconciliation statement as at that date reflects receipts in bank not recorded in the cashbook totalling Kshs 11,677,018.40, out of which an amount of Kshs 2,874,310.00 relates to the month of May 2013. No explanation has been given for not updating the cashbook with these receipts. The statement similarly reflects payments in bank statement not recorded in the cashbook totalling Kshs 2,474,968.38, out of which payments totalling Kshs 1,497,310.75 relates to the period between 7 January and 31 May, 2013. The statement further reflects receipts in cashbook not recorded in the bank statement totalling Kshs 8,639,964.00, out of which receipts totalling Kshs 1,069,791.00 relate to the period between 8 January and 31 May 2013 that had not been cleared. In addition, receipts in cashbook not in bank include Kshs 7,454,778.00 attributed to various cashbook overcasts whose validity could not be confirmed. Consequently, accuracy and completeness of the cashbook balance as at 30 June, 2013 could not be confirmed.

34. Fixed Assets

The balance sheet also reflects fixed assets balance of Kshs.112,631,204 as at 30 June 2013. However, Note 2 to the financial statements reflects additions to computers totalling Kshs 10,810,016.00 but, records available indicate that the

amount includes a figure of Kshs 344,600.00 relating to additions to furniture and fittings. The balances shown under computers and furniture and fittings are therefore overstated and understated by a similar amount. No explanation has been given for failure to reflect correct classification of the assets.

35. Creditors

The financial statements reflect a creditors (pending bills) balance of Kshs 17,141,150.00 as at 30 June 2013. However, no explanation has been provided for the apparent over-commitment as the Fund reported a cash and bank balance of only Kshs 867,099.35 as at that date, which was not adequate to settle the pending bills.


AUDIT OPINION

In line with my responsibility, I express a qualified opinion on the following financial statements.

Qualified Opinion

- i. Appropriation Account R. 119
- ii. Statement of Assets and Liabilities R. 119
- iii. Appropriation Account D. 110
- iv. Statement of Assets and Liabilities D. 119
- v. Statement of Assets and Liabilities Deposits 119
- vi. Veterinary Services Development Revolving Fund

In my opinion, except for the effect of the matters described in the Basis for Qualified Opinion paragraphs, the Appropriation Account for Recurrent, Statement of Assets and Liabilities for Recurrent, Appropriation Account for Development, Statement of Assets and Liabilities for Development, Statement of Assets and Liabilities for Deposits and Veterinary Services Development Revolving Fund fairly present, the financial position of the Ministry of Livestock Development as at 30 June 2013, and of its operations for the year then ended in accordance with Government Financial Regulations and Procedures and the Exchequer and Audit (Veterinary Services Development Fund) Regulations, 1996.



Edward R. O. Ouko, CBS
AUDITOR-GENERAL

Nairobi

16 May 2014

REPUBLIC OF KENYA



**MINISTRY OF LIVESTOCK
DEVELOPMENT**

**STATEMENT OF ASSETS
AND LIABILITIES**

RECURRENT (R119)

DEVELOPMENT (D119)

DEPOSIT (DEP119)

AS AT 30TH JUNE, 2013

REPUBLIC OF KENYA



**MINISTRY OF LIVESTOCK
DEVELOPMENT**

**STATEMENT OF ASSETS
AND LIABILITIES**

RECURRENT (R119)

AS AT 30TH JUNE, 2013

MINISTRY OF LIVESTOCK DEVELOPMENT
STATEMENT OF ASSETS AND LIABILITIES FOR RECURRENT VOTE(R119) AS AT 30TH JUNE 2013

DETAILS	NOTES AND SCHEDULES	2011/12 AND EARLIER YEARS	2012/2013 FINANCIAL YEAR	TOTAL Kshs
ASSETS				
PAYMASTER GENERAL ACCOUNT		29,535,069.25	(28,885,981.75)	649,087.50
EXCHEQUER ACCOUNT	NOTE 1	(78,949,145.40)	127,892,994.50	48,943,849.60
SALARY ADVANCE ACCOUNT	SCHEDULE 1	790,679.95	(9,168.25)	781,511.70
IMPREST AND ADVANCES	SCHEDULE 2	90,177,006.10	(149,162.00)	89,027,844.10
AGENCY ACCOUNT		(482,192.00)	-	(482,192.00)
MINISTRY OF FISHERIES DEV		35,747,058.30	-	35,747,058.30
CLEARANCE ACCOUNT	SCHEDULE 3	120,299,048.75		120,299,048.75
DISTRICT SUSPENSE ACCOUNT	SCHEDULE 4	369,936,074.00	264,855,238.80	634,791,312.8
TOTAL		567,053,598.95	362,703,921.80	929,757,520.75
LIABILITIES				
GAV ACCOUNT	NOTE 2	507,601,248.35	331,917,838.45	839,519,086.80
EXCHEQUER ACCOUNT 2007		29,537,272.50	-	29,537,272.50
GENERAL SUSPENSE	SCHEDULE 5	29,915,078.10	30,786,083.35	60,701,161.45
TOTAL		567,053,598.95	362,703,921.80	929,757,520.75

S.M. MBUGUA
 PRINCIPAL ACCOUNTANT



30/9/13.

MINISTRY OF LIVESTOCK DEVELOPMENT
RECURRENT WORKINGS OF EXCHEQUER AND GAV ACCOUNTS - (2012/2013)

Note 1

EXCHEQUER A/C			
GAV (provision)	4,526,892,995.00	Balance b/f	78,949,145.40
		Cashbook Excq/issues	4,399,000,000.00
		balance c/d	48,943,849.60
	4,526,892,995.00		4,526,892,995.00
Bal b/d	48,943,849.60		

Note 2

GAV A/C			
Expenditure (Appropriation A/c)	4,194,975,156.55	Balance b/f	507,601,248.35
Bal c/d	839,519,086.80	Exchequer (Provision)	4,526,892,995.00
	5,034,494,243.35		5,034,494,243.35
	Bal b/d		839,519,086.80

MINISTRY OF LIVESTOCK DEVELOPMENT

RECURRENT EXCHEQUER RELEASES AS AT 14TH JUNE 2013			
NO	CASHBOOK DATE	PERIODIC AMOUNT	COMMULATIVE TOTALS
1	01/08/2012	308,000,000.00	308,000,000.00
2	13/08/2012	54,000,000.00	362,000,000.00
3	28/08/2012	304,000,000.00	666,000,000.00
4	19/09/2012	60,000,000.00	726,000,000.00
5	05/10/2012	150,000,000.00	876,000,000.00
6	11/10/2012	105,000,000.00	981,000,000.00
7	19/10/2012	70,000,000.00	1,051,000,000.00
8	24/10/2012	318,000,000.00	1,369,000,000.00
9	09/11/2012	110,000,000.00	1,479,000,000.00
10	16/11/2012	100,000,000.00	1,579,000,000.00
11	04/12/2012	200,000,000.00	1,779,000,000.00
12	05/12/2012	130,000,000.00	1,909,000,000.00
13	27/12/2012	360,000,000.00	2,269,000,000.00
14	29/01/2013	325,000,000.00	2,594,000,000.00
15	07/03/2013	340,000,000.00	2,934,000,000.00
16	18/03/2013	80,000,000.00	3,014,000,000.00
17	03/04/2013	330,000,000.00	3,344,000,000.00
18	03/05/2013	10,000,000.00	3,354,000,000.00
19	30/04/2013	330,000,000.00	3,684,000,000.00
20	17/05/2013	15,000,000.00	3,699,000,000.00
21	27/05/2013	350,000,000.00	4,049,000,000.00
22	27/06/2013	50,000,000.00	4,099,000,000.00
23	28/06/2013	350,000,000.00	4,399,000,000.00

SALARY ADVANCE ANALYSIS 2012/2013		
Balance brought forward		790,679.95
Less Advances paid during financial year (2012/2013)		790,679.95
OUTSTANDING BALANCE AS AT 30TH JUNE 2013		
PERSONAL NO.	NAMES	OUTSTANDING BALANCE
1976013550	ANNE WANGOI MWAURA	4,986.15
1978051716	CHARLES NGANGA MUKARU	62,850.00
1980037972	LUKE KIPKEMEI KESSEI	98,942.00
1980135429	JOSEPH NJUGUNA KOMU	33,554.00
1981083502	WILSON GALO LUMBETE	19,008.00
1981116169	CHARLES BARONGO MOKUA	40,770.00
1983052646	WELLINGTON MWANYAWA MWANZA	10,860.00
1983098121	BILL AGGREYS LIJOH	20,833.10
1984142583	ALEXANDER KIMINING CHEROP	120,270.00
1985042003	SAIDI BABO KIYAYI	5,985.00
1986078625	DAVIS JUMWA MNJAMA	17,625.00
1986100278	AMOS KAMAU WARUO	58,838.00
1987057567	PETER MUIGAI NJENGA	4,166.30
1987079836	MASHA KAZUNGU TSOFA	6,650.00
1990024507	MATHEW MUTHEE KINYUA	4,978.00
1994000759	MAURICE ONYANGO OUMA	142,456.00
1994007353	DR MBURU KIMANI	41,880.10
1997002132	DANIEL OCHIENG OSEWE	37,500.05
2004003775	NDUNGULI MUTUKU ATHANUS	19,360.00
2010048513	DAVID AYAH OUNAH	30,000.00
TOTALS		781,511.70

MINISTRY OF AGRICULTURE, LIVESTOCK AND FISHERIES
STATE DEPARTMENT OF LIVESTOCK

RECURRENT IMPREST ANALYSIS F/Y 2012/2013

NAME	P/NO	W/NO	DR	CR	REMARKS
BAL B/F			90,177,006.10		
1 CHRISTOPHER SINTILA	2003044689	1689368	96,500.00		
2 DAMARIS NDUNDA	1995004243	1485891	92,236.00		
3 EVANSON MUNGAI NG'ANG'A	2009004873	1738673	46,000.00		
4 IRENE GATHONI KANG'ETHE	1986053366	015742	8,000.00		
5 JOSEPH OBWOCHA	1997022912	1689372	38,500.00		
6 NICHOLAS NDETO	2004004022	1689354	101,000.00		
7 THOMAS IKUNGU	2009060691	1689376	101,235.00		
8 ABIGAEL A. MAGUMBA	1996057558	1428157		118,000.00	SURRENDERED
10 ATHANUS MUTUKU	200403775	1428193		27,500.00	SURRENDERED
11 CYRUS MURU	2005003558	1353467		112,000.00	SURRENDERED
12 HON. DHADHO GODANA	2008089359	1428018		649,928.00	SURRENDERED
13 JOHN MBURU MUKUNYA	2009053644	1045115		4,500.00	SURRENDERED
14 JOSEPH MBWIKI	90093425	1428153		108,000.00	SURRENDERED
15 JOSEPHINE W. NIOGU	1987062504	0577182		30,500.00	SURRENDERED
16 LENA WAWIRA	96044319	1353466		98,000.00	SURRENDERED
17 PETER K. MUTURI	198545051	0254920		36,250.00	SURRENDERED
18 QUILLENT MISALA	1981156096	1428077		275,000.00	SURRENDERED
19 GEOFFREY ADALLA	2009053408	1367359		12,500.00	OCTOBER, 2012 PAYROLL
20 DOMINIC OPIYO	1983054208	0584028		21,255.00	OCTOBER, 2012 PAYROLL
21 EUNICE W. NYAGA	1999008744	1353499		38,000.00	OCTOBER, 2012 PAYROLL
22 DR JOSEPH N. GITHINJI	1984048593	1367340		30,000.00	OCTOBER, 2012 PAYROLL
23 DR THOMAS M. MANGA	1994005806	1363464		46,200.00	OCTOBER, 2012 PAYROLL
24 AMOS OKELO	1988091938	1199657		3,000.00	SURRENDERED
25 EMMANUEL ACHERA	1983009994	1199655		10,000.00	SURRENDERED
26 NANCY MWAI	1978127177	1170550		6,000.00	SURRENDERED
27 GRACE NERI	20090044319	1199849		6,000.00	SURRENDERED
28 TOTAL			90,660,477.10	1,632,633.00	
29 LESS AMOUNT SURRENDERED			1,632,633.00		
30 BA/ C/D			89,027,844.10		

MINISTRY OF LIVESTOCK DEVELOPMENT

CLEARANCE MANUAL BALANCES AS AT 30TH JUNE 2013

NO	NAME	A/C	AMOUNT(DR) KSHS	AMOUNT(CR) KSHS
1	BANKS AND CASH	0-669-8920-7320199	284,852,051.20	
2	CO-OPERATIVES	0-669-8920-7320107		146,164,643.10
3	INSURANCES	0-669-8920-7320108	44,038,068.75	
4	HIRE PURCHASES	0-669-8920-7320109	2,835,726.75	
5	LOANS AND MORTGAGES	0-669-8920-7320116		18,695,354.95
6	UNION DUES	0-669-8920-7320114		487,939.20
7	STAFF WELFARE	0-669-8920-7320112		7,921,543.90
8	SAYE	0-669-8920-7320115		282,743.40
9	PAYE	0-669-8920-7320101	34,745,452.00	
10	WCPS	0-669-8920-7320111		30,932,791.60
11	NHIF	0-669-8920-7320102		
12	NSSF	0-669-8920-7320106		221,600.30
13	HELB	0-669-8920-7320113		2,488,664.10
14	HOUSE RENT	0-669-8920-7320103		3,724,247.60
15	C-S HOUSING	0-669-8920-7320123		
16	COURTS	0-669-8920-7320110		40,333.00
17	UNPAID WAGES	0-669-8920-7320119		270,010,626.05
18	GOVERNMENT LIABILITIES	0-669-8920-7320117		5,799,860.25
	SUB-TOTALS		366,471,298.70	486,770,347.45
	BALANCE C/D AS AT 30TH JUNE 2013			120,299,048.75

MINISTRY OF LIVESTOCK DEVELOPMENT**SALARY CLEARANCE FOR THE F/Y 2012/2013****BANKS AND CASH A/C 0-669-8920-7320199**

SOURCE	ALL/SUMARY(DR)KSHS	PAYMENT VOUCHERS(CR)KSHS
BAL B/D 2011/2012	284,852,051.20	
Jul-12	148,835,256.90	148,835,256.90
Aug-12	141,312,354.45	141,312,354.45
Sep-12	146,362,405.55	146,362,405.55
Oct-12	145,239,583.50	145,239,583.50
Nov-12	145,837,438.30	145,837,438.30
Dec-12	170,808,921.30	170,808,921.30
Jan-13	143,744,823.60	143,744,823.60
Feb-13	150,145,623.95	150,145,623.95
Mar-13	150,117,309.35	150,117,309.35
Apr-13	145,963,234.55	145,963,234.55
May-13	150,133,043.40	150,133,043.40
Jun-13	154,894,394.80	154,894,394.80
	2,078,246,440.85	1,793,394,389.65
BAL C/D AS AT 30TH JUNE 2013		284,852,051.20
TOTAL	2,078,246,440.85	2,078,246,440.85

MINISTRY OF LIVESTOCK DEVELOPMENT**SALARY CLEARANCE FOR THE F/Y 2012/2013****INSURANCE A/C 0-669-8920-7320108**

SOURCE	ALL/SUMARY(DR)KSHS	PAYMENT VOUCHERS(CR)KSHS
BAL B/D 2011/2012	44,038,068.75	
Jul-12	3,248,835.80	3,248,835.80
Aug-12	3,266,087.35	3,266,087.35
Sep-12	3,275,610.05	3,275,610.05
Oct-12	3,295,837.70	3,295,837.70
Nov-12	3,317,789.55	3,317,789.55
Dec-12	3,348,264.95	3,348,264.95
Jan-13	3,352,229.95	3,352,229.95
Feb-13	3,345,177.30	3,345,177.30
Mar-13	3,319,907.10	3,319,907.10
Apr-13	3,361,790.95	3,361,790.95
May-13	3,353,198.95	3,353,198.95
Jun-13	3,340,777.80	3,340,777.80
	83,863,576.20	39,825,507.45
BAL C/D AS AT 30TH JUNE 2013		44,038,068.75
TOTAL	83,863,576.20	83,863,576.20

MINISTRY OF LIVESTOCK DEVELOPMENT

SALARY CLEARANCE FOR THE FY 2012/2013

LOANS AND MOTGAGES A/C 0-669-8920-7320116

SOURCE	ALL/SUMARY(DR)KSHS	PAYMENT VOUCHERS(CR)KSHS
BAL B/D 2011/2012		18,695,354.95
Jul-12	29,893,314.60	29,893,314.60
Aug-12	30,135,418.25	30,135,418.25
Sep-12	30,698,990.60	30,698,990.60
Oct-12	31,086,193.25	31,086,193.25
Nov-12	31,348,912.20	31,348,912.20
Dec-12	31,556,416.85	31,556,416.85
Jan-13	31,741,334.95	31,741,334.95
Feb-13	31,656,917.30	31,656,917.30
Mar-13	31,742,972.85	31,742,972.85
Apr-13	32,246,660.75	32,246,660.75
May-13	32,453,002.90	32,453,002.90
Jun-13	32,474,374.30	32,474,374.30
	377,034,508.80	395,729,863.75
BAL C/D AS AT 30TH JUNE 2013	18,695,354.95	
TOTAL	395,729,863.75	395,729,863.75

MINISTRY OF LIVESTOCK DEVELOPMENT**SALARY CLEARANCE FOR THE F/Y 2012/2013****UNION DUES A/C 0-669-8920-7320114**

SOURCE	ALL/SUMARY(DR) KSHS	PAYMENT VOUCHERS(CR) KSHS
BAL B/D 2011/2012		487,939.20
Jul-12	1,508,988.15	1,508,988.15
Aug-12	1,533,607.80	1,533,607.80
Sep-12	1,524,219.10	1,524,219.10
Oct-12	1,519,917.45	1,519,917.45
Nov-12	1,531,019.30	1,531,019.30
Dec-12	1,531,452.10	1,531,452.10
Jan-13	1,516,891.50	1,516,891.50
Feb-13	1,516,844.75	1,516,844.75
Mar-13	1,512,274.75	1,512,274.75
Apr-13	1,510,643.00	1,510,643.00
May-13	1,531,702.10	1,531,702.10
Jun-13	1,524,654.05	1,524,654.05
	18,262,214.05	18,750,153.25
BAL C/D AS AT 30TH JUNE 2013	487,939.20	
TOTAL	18,750,153.25	18,750,153.25

MINISTRY OF LIVESTOCK DEVELOPMENT**SALARY CLEARANCE FOR THE F/Y 2012/2013****SAYE A/C 0-669-8920-7320115**

SOURCE	ALL/SUMARY(DR)KSHS	PAYMENT VOUCHERS(CR)KSHS
BAL B/D 2011/2012		282,743.40
Jul-12	238,804.00	238,804.00
Aug-12	250,804.00	250,804.00
Sep-12	250,304.00	250,304.00
Oct-12	263,804.00	263,804.00
Nov-12	263,804.00	263,804.00
Dec-12	263,804.00	263,804.00
Jan-13	258,304.00	258,304.00
Feb-13	260,004.00	260,004.00
Mar-13	257,004.00	257,004.00
Apr-13	261,504.00	261,504.00
May-13	273,304.00	273,304.00
Jun-13	273,304.00	273,304.00
	3,114,748.00	3,397,491.40
BAL C/D AS AT 30TH JUNE 2013	282,743.40	
TOTAL	3,397,491.40	3,397,491.40

MINISTRY OF LIVESTOCK DEVELOPMENT**SALARY CLEARANCE FOR THE F/Y 2012/2013****WCPS A/C 0-669-8920-7320111**

SOURCE	ALL/SUMARY(DR)KSHS	PAYMENT VOUCHERS(CR)KSHS
BAL B/D 2011/2012		30,932,791.60
Jul-12	3,106,595.20	3,106,595.20
Aug-12	3,142,333.95	3,142,333.95
Sep-12	3,129,719.25	3,129,719.25
Oct-12	3,137,046.25	3,137,046.25
Nov-12	3,191,807.55	3,191,807.55
Dec-12	3,170,598.55	3,170,598.55
Jan-13	3,158,385.45	3,158,385.45
Feb-13	3,194,290.15	3,194,290.15
Mar-13	3,175,657.55	3,175,657.55
Apr-13	3,169,232.45	3,169,232.45
May-13	3,207,050.20	3,207,050.20
Jun-13	3,192,658.55	3,192,658.55
	37,975,375.10	68,908,166.70
BAL C/D AS AT 30TH JUNE 2013	30,932,791.60	
TOTAL	68,908,166.70	68,908,166.70

MINISTRY OF LIVESTOCK DEVELOPMENT**SALARY CLEARANCE FOR THE F/Y 2012/2013****NHIF A/C 0-669-8920-7320102**

SOURCE	ALL/SUMARY(DR)KSHS	PAYMENT VOUCHERS(CR)KSHS
Jul-12	2,157,340.00	2,157,340.00
Aug-12	2,143,560.00	2,143,560.00
Sep-12	2,141,160.00	2,141,160.00
Oct-12	2,137,834.00	2,137,834.00
Nov-12	2,147,300.00	2,147,300.00
Dec-12	2,130,780.00	2,130,780.00
Jan-13	2,137,640.00	2,137,640.00
Feb-13	2,246,616.00	2,246,616.00
Mar-13	2,164,480.00	2,164,480.00
Apr-13	2,152,680.00	2,152,680.00
May-13	2,156,880.00	2,156,880.00
Jun-13	2,150,560.00	2,150,560.00
TOTAL	25,866,830.00	25,866,830.00

MINISTRY OF LIVESTOCK DEVELOPMENT

SALARY CLEARANCE FOR THE FY 2012/2013

HELB A/C 0-669-7320113

SOURCE	ALL/SUMARY(DR)KSHS	PAYMENT VOUCHERS(CR)KSHS
BAL B/D 2011/2012		2,488,664.10
Jul-12	1,537,954.25	1,537,954.25
Aug-12	1,584,084.85	1,584,084.85
Sep-12	1,567,135.85	1,567,135.85
Oct-12	1,543,615.65	1,543,615.65
Nov-12	1,544,697.85	1,544,697.85
Dec-12	2,095,738.30	2,095,738.30
Jan-13	2,301,476.95	2,301,476.95
Feb-13	2,151,212.35	2,151,212.35
Mar-13	2,002,957.85	2,002,957.85
Apr-13	1,915,288.75	1,915,288.75
May-13	1,878,598.05	1,878,598.05
Jun-13	1,796,641.20	1,796,641.20
	21,919,401.90	24,408,066.00
BAL C/D AS AT 30TH JUNE 2013	2,488,664.10	
TOTAL	24,408,066.00	24,408,066.00

MINISTRY OF LIVESTOCK DEVELOPMENT**SALARY CLEARANCE FOR THE FY 2012/2013****C-S HOUSING A/C 0-669-7320123**

SOURCE	ALL/SUMARY(DR)KSHS	PAYMENT VOUCHERS(CR)KSHS
BAL B/D 2011/2012		
Jul-12	125,486.00	125,486.00
Aug-12	293,968.00	293,968.00
Sep-12	371,490.00	371,490.00
Oct-12	481,525.00	481,525.00
Nov-12	623,791.00	623,791.00
Dec-12	651,480.00	651,480.00
Jan-13	651,480.00	651,480.00
Feb-13	701,046.00	701,046.00
Mar-13	701,046.00	701,046.00
Apr-13	797,381.00	797,381.00
May-13	795,181.00	795,181.00
Jun-13	772,937.00	772,937.00
TOTAL	6,966,811.00	6,966,811.00

SCHEDULE 4

MINISTRY OF LIVESTOCK DEVELOPMENT
DISTRICT SUSPENSE ACCOUNTS AS AT 30TH JUNE 2013
RECURRENT -(R119) FY 2012/2013

CODE	DISTRICT	FROM PREVIOUS YEARS	DR	CR	2012/2013
HEADQUARTERS		2,074,788.57	264,855,238.80		266,930,027.37
NAIROBI	1000	4,652,267.00			4,652,267.00
CENTRAL	2000	646,838.00			646,838.00
COAST	3000	861,405.00			861,405.00
EASTERN	4000	7,963,166.90			7,963,166.90
N/EASTERN	5000	6,025,095.95			6,025,095.95
NYANZA	6000	4,685,073.70			4,685,073.70
RIFT VALLEY	7000	5,030,531.60			5,030,531.60
WESTERN	9000	6,282,064.30			6,282,064.30
					-
STAREHE	1105	67,993.00			67,993.00
DAGORETTI	1115	68,685.00			68,685.00
LANAGTA	1135	(58,602.00)			(58,602.00)
KAMUKUNJI	1140	48,817.00			48,817.00
MAKADARA	1145	164,189.00			164,189.00
KASARANI	1155	16,423.00			16,423.00
NJIRU	1160	85,456.00			85,456.00
EMBAKASI	1165	98,512.00			98,512.00
WESTLANDS	1170	102,408.00			102,408.00
					-
KIAMBU	2010	2,012,235.50			2,012,235.50
NYANDARUA CENTRAL	2020	49,342.00			49,342.00

GATANGA	2194	26,238.00		26,238.00
NYERI CENTRAL	2195	1,450.00		1,450.00
RUIRU	2196	18,953.00		18,953.00
GATUNDU	2198	76,896.00		76,896.00
GATUNDU NORTH	2220	2,267,089.00		2,267,089.00
KIHARU	2350	112,701.00		112,701.00
KAHURO	2360	59,558.00		59,558.00
MWEA EAST	2540	139,254.00		139,254.00
BAHARI	3005	225,008.00		225,008.00
KISAUNI	3020	142,975.00		142,975.00
KWALE	3030	1,345,692.30		1,345,692.30
LIKONI	3035	204,842.00		204,842.00
MSAMBWENI	3040	(1,638,557.95)		(1,638,557.95)
LAMU	3050	8,594,049.85		8,594,049.85
GANZE	3055	35,908.00		35,908.00
LAMU EAST	3065	159,797.00		159,797.00
MOMBASA	3070	61,392.00		61,392.00
TAVETA	3080	(56,845.00)		(56,845.00)
TAITA TAVETA	3090	1,028,870.00		1,028,870.00
MWATATE	3095	540,263.00		540,263.00
TANA RIVER	3110	(300,209.00)		(300,209.00)
BURA	3115	688,886.00		688,886.00
TANA DELATA	3120	(819,431.20)		(819,431.20)
CHANGAMWE	3135	3,058,029.46		3,058,029.46
MALINDI	3150	5,297,148.60		5,297,148.60
MAGARINI	3155	139,542.00		139,542.00
KINANGO	3170	1,473,891.40		1,473,891.40
KALOLENI	3190	3,601,951.90		3,601,951.90
VOI	3195	426,866.00		426,866.00
RABAI	3210	354,009.00		354,009.00
GALOLE	3220	1,698,405.05		1,698,405.05
EMBU EAST	4014	1,259,961.70		1,259,961.70

KYUSO	4180	(66,437.30)				(66,437.30)
MATUNGULU	4185	184,055.00				184,055.00
YATTA	4190	1,792,171.25				1,792,171.25
LOWER YATTA	4195	76,154.00				76,154.00
MAKINDU	4205	98,858.00				98,858.00
MBOONI	4220	(793,325.55)				(793,325.55)
NZAU	4225	(712,616.00)				(712,616.00)
MAKUENI	4230	5,373,491.05				5,373,491.05
KILUNGU	4235	47,840.00				47,840.00
KIBWEZI	4250	7,103,525.10				7,103,525.10
TIGANIA EAST	4260	627,866.00				627,866.00
TIGANIA WEST	4280	910,434.10				910,434.10
IGEMBE WEST	4292	(306,707.65)				(306,707.65)
IGEMBE NORTH	4295	55,099.00				55,099.00
MIRIGA MIERU/IMENTI NOR	4310	1,598,971.60				1,598,971.60
MERU SOUTH	4330	1,929,672.45				1,929,672.45
MERU CENTRAL	4350	4,202,987.15				4,202,987.15
BUURI	4355	52,830.00				52,830.00
MAARA	4360	(787,887.65)				(787,887.65)
IMENTI SOUTH	4370	5,218,629.10				5,218,629.10
MERU NORTH	4371	3,628,507.40				3,628,507.40
THARAKA NORTH	4392	5,228,540.50				5,228,540.50
THARAKA SOUTH	4396	103,678.00				103,678.00
NZAMBANI	4420	43,617.00				43,617.00
NORTH HERR	4430	124,145.00				124,145.00
LOYANGALANI	4440	137,592.00				137,592.00
EMBU NORTH	4450	23,727.00				23,727.00
KATULANI	4510	16,604.00				16,604.00
KISASI	4520	(54,550.00)				(54,550.00)
MATUIYANI	4530	77,303.00				77,303.00
IKUTHA	4540	71,803.00				71,803.00
KATHONZWENI	4890	(68,115.00)				(68,115.00)

KENYENYA	6075	92,100.00				92,100.00
MANGA	6080	(100,001.00)				(100,001.00)
NYAMIRA NORTH	6085	1,196,238.60				1,196,238.60
NORTH MASABA	6095	(22,977.00)				(22,977.00)
SIAYA	6110	6,229,085.60				6,229,085.60
NYAKACH	6120	691,246.00				691,246.00
MUHORONI	6125	149,336.00				149,336.00
BONDO	6130	2,156,774.90				2,156,774.90
RARIEDA	6140	(268,976.00)				(268,976.00)
KISUMU EAST	6150	2,931,945.65				2,931,945.65
KISUMU WEST	6170	7,233,199.25				7,233,199.25
KISUMU NORTH	6160	65,357.00				65,357.00
UGENYA	6180	204,690.00				204,690.00
GEM	6185	47,267.00				47,267.00
NYANDO	6190	1,085,383.55				1,085,383.55
HOMABAY	6210	4,696,322.30				4,696,322.30
NDHIWA	6220	74,360.00				74,360.00
SUBA	6230	6,382,079.25				6,382,079.25
MBITA	6240	93,277.00				93,277.00
RACHUONYO SOUTH	6255	815,945.00				815,945.00
RACHUONYO NORTH	6260	87,683.00				87,683.00
MIGORI	6270	(6,890,997.90)				(6,890,997.90)
OYANI FARM	6274	60,722.00				60,722.00
NYATIKE	6275	(2,290,755.60)				(2,290,755.60)
URIRI	6280	70,660.00				70,660.00
RONGO	6290	888,962.40				888,962.40
KURIA EAST	6320	(651,281.00)				(651,281.00)
KURIA WEST	6330	3,064,761.55				3,064,761.55
KISUMU TOWN	6350	222,600.00				222,600.00
UGUNJA	6360	36,643.00				36,643.00
NAIVASHA SHEEP & GOAT	7004	287,900.00				287,900.00
TURKANA EAST	7005	355,635.00				355,635.00

NANDI EAST	7280	(576,765.00)			(576,765.00)
NANDI SOUTH	7290	2,642,799.10			2,642,799.10
LAIKIPIA WEST	7310	3,375,454.40			3,375,454.40
LAIKIPIA CENTRAL	7311	494,815.00			494,815.00
NYAHURURU	7320	183,243.00			183,243.00
LAIKIPIA EAST	7330	5,807,259.00			5,807,259.00
LAIKIPIA NORTH	7340	(350,797.15)			(350,797.15)
NAKURU	7350	757,123.00			757,123.00
NJORO	7355	186,328.00			186,328.00
NAKURU NORTH	7370	800,133.25			800,133.25
RONGAI	7380	89,581.00			89,581.00
MOLO	7390	3,901,556.00			3,901,556.00
NAIVASHA	7410	4,158,561.00			4,158,561.00
KURESOI	7420	129,960.00			129,960.00
NAROK NORTH	7430	5,496,194.00			5,496,194.00
NAROK PASTORAL CENTRAL	7440	1,593,851.00			1,593,851.00
NAROK SOUTH	7450	1,767,139.60			1,767,139.60
TRANSMARA WEST	7455	258,880.00			258,880.00
TRANSMARA EAST	7465	2,653,353.70			2,653,353.70
KAJIADO NORTH	7480	1,398,683.00			1,398,683.00
KAJIADO SOUTH	7485	(17,500.00)			(17,500.00)
KAJIADO	7490	2,288,367.95			2,288,367.95
LOITOKITOK	7510	1,880,272.10			1,880,272.10
BELGUT	7520	215,092.00			215,092.00
KERICHO	7530	11,400,916.00			11,400,916.00
KIPKELION	7540	(855,416.10)			(855,416.10)
CHEPALUNGU	7550	10,788.00			10,788.00
KONOIN	7560	54,053.00			54,053.00
BURET	7570	3,886,000.10			3,886,000.10
SOTIK	7580	(812,217.00)			(812,217.00)
BOMET	7590	5,147,452.05			5,147,452.05
GILGIL	7610	98,808.00			98,808.00

*

Record#	DATE	CHEQNO	DETAILS	AMOUNT
662	03/01/11	----	BALANCE B/D	29915078.10
637	04/01/11	----	GUSII TEACHERS SACCO	2145.00
638	04/01/11	----	UAP PROVINCIAL INSURANCE	6105.25
639	04/01/11	----	NATIONAL HOUSING CORPORATION	9102.00
640	04/01/11	----	KNUT FUND NAROK	2154.00
641	04/01/11	----	FAULU KENYA LTD	86481.00
619	18/01/11	----	VAT-BENYTON ENTER	75105.45
620	20/01/11	----	SYPRUS ENTERPRISE	355750.90
622	26/01/11	----	METROPOLITAN TEACHERS SACCO	2145.00
623	26/01/11	----	FOSA BURET TEA GROWERS	12297.85
624	26/01/11	----	NATIONAL HOUSING CORPORATION	9102.00
625	26/01/11	----	AGRICULTURAL FINANCE CORPORATI	47101.00
626	26/01/11	----	NEW MIFUGO SELF HELP GRP H/BAY	17800.00
627	26/01/11	----	SUBA KILIMO S.H GRP	800.00
628	26/01/11	----	TOURISM AND WILDLIFE WELFARE	200.00
629	26/01/11	----	NATIONAL YOUTH SERV	200.00
630	26/01/11	----	ACCESS SAVINGS WELFARE ASS	200.00
631	26/01/11	----	WATER WELFARE ASSOC	550.00
632	26/01/11	----	KENYA WATER TECHN	200.00
633	26/01/11	----	MEDICAL LAB SCIENCE OFFICERS	400.00
634	26/01/11	----	MOMBASA WELFARE	200.00
635	26/01/11	----	MOMBASA WELFARE-GTI	580.00
636	26/01/11	----	KISUMU WELFARE	50.00
621	28/01/11	----	AIYAM SYSTEMS	465300.00
593	14/02/11	----	DIDACTUS ITYENG	116194.70
594	17/02/11	----	JAMES KARIITHI D17	263200.00
595	17/02/11	----	JOSPHAT MWANGI D17	393000.00
596	21/02/11	----	PAULINE KIMOCU	2250.00
597	21/02/11	----	SAMUEL OMONDI	2250.00
598	21/02/11	----	WINNIE ROTICH	1500.00
599	21/02/11	----	EMILY WEKESA	1500.00
600	21/02/11	----	JOHN KARANJA	1500.00
601	21/02/11	----	KINOTI BONIFACE	1500.00
602	21/02/11	----	MUIRU MOSES	1500.00
603	24/02/11	----	HELMET FURNISHERS	1455.00
604	24/02/11	----	SHOPPERS CREDIT TRADERS	2070.95
605	24/02/11	----	FOSA BURET TEA GROWERS	8632.85
606	24/02/11	----	STEPHEN MWANIKI GATAMBIA	3560.00
611	24/02/11	----	NEW MIFUGO SELF HELP GRP H/BAY	17800.00
612	24/02/11	----	NATIONAL YOUTH SERV	200.00
613	24/02/11	----	WATER WELFARE ASSOC	700.00
614	24/02/11	----	MEDICAL LAB SCIENCE OFFICERS	400.00
615	24/02/11	----	MOMBASA WELFARE	200.00
616	24/02/11	----	MOMBASA WELFARE-GTI	580.00
617	24/02/11	----	KISUMU WELFARE	50.00
618	24/02/11	----	EMBU WELFARE	502.00
642	24/02/11	----	GUSII TEACHERS SACCO	2145.00
607	25/02/11	----	VAT	11161.40
608	25/02/11	----	RIDE ON AGENCIES	48765.50
609	25/02/11	----	VAT	7834.50
610	28/02/11	----	VINCENT GITHINJI	62312.00
579	04/03/11	----	VAT-PIZZARO AGENCIES	24164.40
580	04/03/11	----	JUMNER ENTERPRISES PD IN D	2085000.00
581	07/03/11	----	ABNER ABAGA	42300.00
582	07/03/11	----	GTI MOMBASA	67500.00
583	10/03/11	----	ONDIEK ORARE	7600.00
584	11/03/11	----	RINA WANGILA	21500.00
585	11/03/11	----	SAMUEL MATOKE	44500.00
586	11/03/11	----	DENNIS GATAHI	36635.80
587	11/03/11	----	CHARLES NDUNGU	16600.00
588	11/03/11	----	VAT -THE STANDARD	25444.80
589	24/03/11	----	AKARIM AGENCIES	79200.00

590	29/03/11	----	SUSAN MUIVA	43420.00
591	29/03/11	----	MULTI MEDIA UNIVERSITY	33850.00
592	31/03/11	----	PS MOLD	750.00
570	01/04/11	----	VAT-SAM CHEMICAL	5710.35
571	01/04/11	----	DLPO MATHIRA WEST	60250.00
643	07/04/11	----	FOSA BURET TEA GROWERS	8632.85
644	07/04/11	----	NATIONAL HOUSING CORPORATION	9102.00
572	09/04/11	----	NAOMI MUSYOKI	85000.00
573	11/04/11	----	COSMAS MUNYEKE	28000.00
574	14/04/11	----	PHENAH ENTERPRISES-PD IN D	896054.20
575	14/04/11	----	VAT	1379.30
576	16/04/11	----	CHEMIATY ENTERPRISES PD IN D	287150.00
577	26/04/11	----	DONALD NDEGWA	51642.70
578	26/04/11	----	KENYA GAZZETTE	19760.00
555	06/05/11	5165	VAT- GLOBAL VILLAGE	32000.00
556	09/05/11	96053	LILIAN LUMBASI	16500.00
557	16/05/11	----	NAOMI TOROITICH	9407.60
558	16/05/11	----	ANASTACHIA MUCHIRI	9407.60
559	16/05/11	----	HENRY THIRU	9407.60
560	16/05/11	----	HELLEN MUTHONI	9407.60
561	16/05/11	----	TABITHA NJENGA	9407.60
562	19/05/11	----	URBAN LOGISTICS	33200.00
563	20/05/11	----	BENARD MUHUTHU	602827.05
564	21/05/11	----	DINAH WANYONYI	17500.00
565	24/05/11	----	HEMLET FURNITURES	1455.00
566	26/05/11	----	VAT DARKSTAR	34179.30
567	26/05/11	----	ELIZABETH MUTHAMI	52800.00
568	30/05/11	----	NHIF	360.00
569	31/05/11	----	FOSA BURET TEA GROWERS	8632.85
427	03/06/11	----	DANIEL KIPLEL	3000.00
428	03/06/11	----	KENYA POWER & LIGHTING	460000.00
429	06/06/11	----	COMMISSIONER OF VAT	3310.35
430	08/06/11	----	DLP NYANZA PROVINCE	59250.00
431	08/06/11	----	DLPO KWANZA	60250.00
553	08/06/11	----	DLPO KITUI WEST	163750.00
554	08/06/11	----	DLPO THARAKA NORTH	63000.00
432	09/06/11	----	COMMISSIONER OF VAT	5241.40
433	09/06/11	----	COMMISSIONER OF VAT	5500.00
434	09/06/11	----	PRECOM SYSTEMS	169655.20
435	09/06/11	----	COMMISSIONER OF VAT	27144.80
436	10/06/11	----	VSDF WAGES FOR MAY 2011)	439550.90
437	13/06/11	----	PDLP CENTRAL PROVINCE	473478.00
438	13/06/11	----	DLPO THARAKA NORTH	27500.00
439	13/06/11	----	PATRICK SIMIYU	11191.00
440	13/06/11	----	MURITHI J GICHOVI	11191.00
441	13/06/11	----	TELKOM KENYA LTD	1158.05
442	13/06/11	----	DVO KIAMBU WEST/LIMURU	87329.00
443	13/06/11	----	DVC SOTIK	102548.00
444	13/06/11	----	DVO BARINGO NORTH	102548.00
445	13/06/11	----	DVO TURKANA CENTRAL	102548.00
446	13/06/11	----	DVO TURKANA NORTH	102548.00
447	13/06/11	----	DVO TURKANA SOUTH	102548.00
448	13/06/11	----	DVO TURKANA EAST	100340.00
449	13/06/11	----	DVO LOINIA	102548.00
450	13/06/11	----	DVO NORTH POKOT	102548.00
451	13/06/11	----	DVO KIPKELION	102548.00
452	13/06/11	----	DVO SAMBURU EAST	102548.00
453	13/06/11	----	DLPO MVITA	62750.00
454	13/06/11	----	AGRICULTURAL FINANCE CORP	30382.00
455	13/06/11	----	ULINZI SACCO	10142.30
456	13/06/11	----	METROPOLITAN TEACHERS SACCO	2145.00
457	13/06/11	----	THARAKA NITHI TEACHERS	1995.00
458	13/06/11	----	HAZINA SACCO	617542.30
459	13/06/11	----	CANNON ASSURANCE	15575.30

460	13/06/11	----	HEMLET FURNITURES	1455.00
461	14/06/11	----	DIFF IN COURT REMITTANCE	1803.00
462	15/06/11	----	RICHARD WERE	5200.00
463	15/06/11	----	MILCAH WAMUGUNDA	23000.00
464	15/06/11	----	AKARIM AGENCIES	12232.75
465	15/06/11	----	COMMISSIONER OF VAT	1957.25
466	17/06/11	----	STEPHEN ELMA	14800.00
467	24/06/11	----	MARY NJERI KABETHI	3200.00
468	24/06/11	----	PATRICK SIMUYU	11191.00
469	24/06/11	----	GEORGE OTIENO	11191.00
470	27/06/11	----	NANCY MAINGI	15174.00
471	27/06/11	----	MWINYIKIONE MWINYIHIJA	2250.00
472	27/06/11	----	MOSES WASIKE	19500.00
473	29/06/11	----	HEMLET FURNITURES	1455.00
474	29/06/11	----	PS DPM	100.00
475	29/06/11	----	NEW MIFUGO SELF HELP GROUP HOM	17800.00
476	29/06/11	----	KILIMO STAFF S H G KAKAMEGA	100.00
477	29/06/11	----	INDUSTRY STAFF WELFARE ASSOC	10240.00
478	29/06/11	----	NATIONAL YOUTH SERVICE	200.00
479	29/06/11	----	FAULU KENYA LTD	580.00
480	29/06/11	----	KISUMU WELFARE	100.00
481	29/06/11	----	MOMBASA WELFARE	200.00
482	29/06/11	----	WATER WELFARE ASSOC	750.00
483	29/06/11	----	MIGORI CHIEFS SELF HELP	100.00
484	29/06/11	----	NYANDARUA WELFARE	50.00
485	29/06/11	----	EMBU WELFARE	50.00
486	29/06/11	----	ECO BANK	43673.70
487	29/06/11	----	FOSA BURET TEACHERS	9690.85
488	30/06/11	----	VAT	7896.55
489	30/06/11	----	JOSEPH MOKAYA	7161.70
490	30/06/11	----	CECILIA MWANGANGI	4496.70
491	30/06/11	----	VAT	4137.95
492	30/06/11	----	PAYEE EVERLYNE WAFUBWA	3200.00
493	30/06/11	----	C.MWANGANGI	10314.45
494	30/06/11	----	C.MWANGANGI	10920.00
495	30/06/11	----	DVO KWANZA	102548.00
496	30/06/11	----	DVO NAKURU NORTH	102548.00
497	30/06/11	----	DVO CHEPALUNGU	102548.00
498	30/06/11	----	DVO KONCIN	102548.00
499	30/06/11	----	DVO MOGOTIO	102548.00
500	30/06/11	----	DVO KABATEK	102548.00
501	30/06/11	----	DVO BOMET	102548.00
502	30/06/11	----	DVO BURET	102548.00
503	30/06/11	----	DVO KERICHO	102548.00
504	30/06/11	----	DVO KAJIADO NORTH	102548.00
505	30/06/11	----	DVO NAIVASHA	102548.00
506	30/06/11	----	DVO KURESOI	102548.00
507	30/06/11	----	DVO NJORO	102548.00
508	30/06/11	----	DVO MOLO	102548.00
509	30/06/11	----	DVO BELGUT	102548.00
510	30/06/11	----	DVO ISINYA	102548.00
511	30/06/11	----	DVO MARAKWET EAST	102548.00
512	30/06/11	----	DVO WARENG	102548.00
513	30/06/11	----	DLPO MIGORI	64250.00
514	30/06/11	----	MOSES WAITHAKA	1200.00
515	30/06/11	----	MUTINDA BEN KATUMBA	600.00
516	30/06/11	----	SIMON MUTINDA	600.00
517	30/06/11	----	NEWTON NJENGA	600.00
518	30/06/11	----	JEREMIAH M ONGARO	7500.00
519	30/06/11	----	VAT	13834.50
520	30/06/11	----	TELKOM KENYA LTD	38204.00
521	30/06/11	----	VAT-TECH NET SOLUTIONS	6206.90
522	30/06/11	----	FLORENCE GEKONGE	4900.00
523	30/06/11	----	HARRISON A OCHIEL	7500.00

524	30/06/11	----	JULIA MIRITI	7500.00
525	30/06/11	----	MARY GICABI	7500.00
526	30/06/11	----	DR MWANGI CHRIS MBUTITI	8740.00
527	30/06/11	----	NANCY MAINGI	7500.00
528	30/06/11	----	JANE MAINA	7500.00
529	30/06/11	----	NTHILI ALFRED	7500.00
530	30/06/11	----	VAT-BONGO SHED	576.55
531	30/06/11	----	PRIN AHITI KABETE {J. KARANJA}	155500.00
532	30/06/11	----	KRA {PAYE}	1213.30
533	30/06/11	----	TIMOTHY KINYANJUI	11191.00
534	30/06/11	----	JOHN THUKU	11191.00
535	30/06/11	----	NYERI TEACHERS	14538.80
536	30/06/11	----	METROPOLITAN TEACHERS SACCO	2145.00
537	30/06/11	----	SOCIAL WELFARE	100.00
538	30/06/11	----	BARINGO TEACHERS	16764.45
539	30/06/11	----	NYERI SACCO	8155.00
540	30/06/11	----	METROPOLITAN TEACHERS SACCO	2145.00
541	30/06/11	----	EMBU WELFARE	78.00
542	30/06/11	----	NEW MIFUGO S H G HOMABAY	17300.00
543	30/06/11	----	KENYA VET ASSOC NYANZA	11350.00
544	30/06/11	----	ARDHI SOCIAL WELFARE	2250.00
545	30/06/11	----	KENYA N SECRETARIES	1900.00
546	30/06/11	----	NATIONAL YOUTH SERVICE (MEDICA	200.00
547	30/06/11	----	WATER WELFARE	700.00
548	30/06/11	----	MEDICAL LAB OFFICERS	400.00
549	30/06/11	----	MOMBASA WELFARE	200.00
550	30/06/11	----	MOMBASA WELFARE GTI	580.00
551	30/06/11	----	KISUMU WELFARE	50.00
552	30/06/11	----	COURT ATTACH-APRIL	44541.00
426	29/09/11	----	KRA {PAYE}	4030.50
424	24/10/11	----	NELSON MWANZIA	1044000.00
425	28/10/11	----	SILKENLINE ENTERPRISES	344855.00
368	01/11/11	----	DVO KITUI WEST	150901.00
369	29/11/11	----	KENYA SOCIETY OF AGRI PROFF	13100.00
370	29/11/11	----	THE P.S/DIRECTOR D.PM	30.00
371	29/11/11	----	LIVESTOCK WELFARE ASSOCIATION	12750.00
372	29/11/11	----	NEW MIFUGO S H G-HOMABAY	17800.00
373	29/11/11	----	MIGORI KILIMO S H GROUP	44728.00
374	29/11/11	----	SECRETARY CO-OP S H GROUP	1400.00
375	29/11/11	----	NANDI KILIMO WELFARE FUND	26300.00
376	29/11/11	----	SUBA KILIMO S H GROUP	800.00
377	29/11/11	----	KILIMO STAFF S H G-KAKAMEGA	100.00
378	29/11/11	----	ARDHI SOCIAL WELFARE ASSOC	1600.00
379	29/11/11	----	NATIONAL YOUTH SERVICE	200.00
380	29/11/11	----	GTI WELFARE-MOMBASA	580.00
381	29/11/11	----	KISUMU WELFARE	100.00
382	29/11/11	----	MOMBASA WELFARE	200.00
383	29/11/11	----	MEDICAL LAB SCIENCE OFFICERS	400.00
384	29/11/11	----	NYANDARUA WELFARE	50.00
385	29/11/11	----	KENYA WATER TECHNICIANS ASS	100.00
386	29/11/11	----	MIGORI CHIEF'S SELF HELP	100.00
387	29/11/11	----	EMBU WELFARE	50.00
388	29/11/11	----	ALEXANDER NGUNGA-CT JUL	1655.00
389	29/11/11	----	METROPOLITAN TEACHERS SACCO	2145.00
390	29/11/11	----	MARAKWET TEACHERS SACCO	2145.00
391	29/11/11	----	HOUSE RENT REMMITANCES-AUG	2363320.15
392	29/11/11	----	COURT-ALEXANDER NGUNGA	1655.00
393	29/11/11	----	STAFF WELFARE-AUG	960572.00
394	29/11/11	----	NAKURU TEACHERS	9678.45
395	29/11/11	----	RUKURIRI TEA GROWERS	11442.50
396	29/11/11	----	THE P.S DIR DPM	100.00
397	29/11/11	----	NEW MIFUGO SELF HELP G-H/BAY	17800.00
398	29/11/11	----	SECRETARY CO-OP STAFF HELP G	1400.00
399	29/11/11	----	SUBA KILIMO S.H.GROUP	800.00

400	29/11/11	----	ARDHI SOCIAL WELFARE ASSOCIATI	860.00
401	29/11/11	----	NATIONAL YOUTH SERVICES	200.00
402	29/11/11	----	KENYA N SECRETARIES ASSO	2600.00
403	29/11/11	----	KISUMU WELFARE	100.00
404	29/11/11	----	MOMBASA WELFARE	200.00
405	29/11/11	----	WATER WELFARE ASSOCIATION	1050.00
406	29/11/11	----	MEDICAL LAB SCIENCE OFFICERS	400.00
407	29/11/11	----	KENYA WATER TECHNICIANS ASS	100.00
408	29/11/11	----	NAKURU WELFARE	100.00
409	29/11/11	----	EMBU WELFARE	50.00
410	29/11/11	----	CHILDREN COURT-JOHNSTONE GONA	1500.00
411	29/11/11	----	CHIEF MAG CHILDREN-EPHANTUS M	3000.00
412	29/11/11	----	CHIEF MAG CHILDREN-ALEXANDER N	1655.00
413	29/11/11	----	BANQUE INDOSUEZ-NRB	39654.20
414	29/11/11	----	KIAMBU TEA GROWERS SACCO	10355.75
415	29/11/11	----	BARINGO TEACHERS	354373.60
416	29/11/11	----	RUKURIRI TEA GROWERS SACCO	11532.50
645	29/11/11	----	CREDIT AFRICA-HIRE PURCHASE	8761.65
646	29/11/11	----	CREDIT TRADERS	1490.90
647	29/11/11	----	HEMLET FURNITURES	1455.00
648	29/11/11	----	KIPSIGIS TEACHERS SACCO	55757.50
649	29/11/11	----	ASILI SACCO	30643.25
650	29/11/11	----	SAUTI SACCO	4154.60
651	29/11/11	----	ULINZI SACCO	10494.75
652	29/11/11	----	MWALIMU SACCO	136807.70
653	29/11/11	----	MUHIGIA TEACHERS SACCO	15630.00
654	29/11/11	----	METROPOLITAN TEACHERS SACCO	2145.00
655	29/11/11	----	NAKURU TEACHERS SACCO	8439.60
656	29/11/11	----	ENERGY SACCO	10440.40
657	29/11/11	----	THARAKA NITHI (TEACHERS)	1995.00
658	29/11/11	----	UCHAGUZI SACCO	2115.00
417	30/11/11	----	HEMLET FURNITURES	1455.00
418	30/11/11	----	CREDIT AFRICA	5909.80
419	30/11/11	----	HEMLET FURNITURES	1455.00
420	30/11/11	----	CREDIT AFRICA	10168.15
421	30/11/11	----	HEMLET FURNITURES	1455.00
422	30/11/11	----	CREDIT AFRICA	4909.75
423	30/11/11	----	CFC LIFE ASSURANCE	192125.20
659	30/11/11	----	HEMLET FURNITURES	1455.00
660	30/11/11	----	SHOPPER CREIIT TRADERS	1779.95
661	30/11/11	----	CREDIT AFRICA	10168.15
364	02/12/11	----	OIC KIBOKO RESEARCH STATION	341233.00
365	09/12/11	----	KRA PAYEE	146.00
366	09/12/11	----	WCPS-KRA	200.00
367	28/12/11	----	DAVID MWANGANGI M	30472.00
1	04/01/12	----	METROPOLITAN TEACHERS SACCO	13522.00
2	04/01/12	----	COSMOPOLITAN SACCO LTD	3135.00
3	04/01/12	----	MENTOR SACCO	38104.00
4	04/01/12	----	TRANS NZOIA TEACHERS SACCO	4995.00
359	17/01/12	----	NATIONAL HOUSING CORPORATION	9082.00
360	17/01/12	----	MICRO AFRICA LTD	6273.00
361	19/01/12	----	HONG HAI INTERNATIONAL CO.LTD	13187.00
362	20/01/12	----	MWALIMU SACCO -FOSA	9278.25
363	25/01/12	----	J. KARANCHA PR AHITI KABETE	63032.40
316	01/02/12	----	RUKURIRI TEAGROWERS SACCO	11622.50
317	06/02/12	----	CHIEF MAG COURT-EPHANTUS MUGO	3000.00
318	06/02/12	----	CHIEF MAG COURT-ALEXANDER N	1655.00
319	06/02/12	----	UKAGUZI SACCO	3023.50
320	07/02/12	----	DIFF BTWN CBR & CPS	386.00
321	07/02/12	----	CHIEF MAG COURT-EPHANTUS MUGO	3000.00
322	07/02/12	----	CHIEF MAG COURT-ALEXANDER.N	1655.00
323	07/02/12	----	CHILD COURT-MBS-JOHNSTON.G	1500.00
324	07/02/12	----	CHIEF MAG COURT-EPHNATUS MUGO	3000.00
325	07/02/12	----	CHIEF MAG COURT-ALEXANDER.N	1655.00

326	13/02/12	----	COMMERCIAL BANK OF AFRICA LTD	42828.00
327	13/02/12	----	RUKURIRI TEA GROWERS SACCO	11662.50
328	13/02/12	----	ULINZI SACCO	9743.90
329	13/02/12	----	ENERGY SACCO	12702.55
330	13/02/12	----	METROPOLITAN TEACHERS SACCO	14560.00
331	13/02/12	----	MARAKWET TEACHERS SACCO	2810.05
332	13/02/12	----	ULINZI SACCO	10035.40
333	13/02/12	----	METROPOLITAN SACCO	2145.00
334	13/02/12	----	MWITO SACCO	69363.30
335	13/02/12	----	MARAKWET TEACHERS SACCO	2145.00
336	17/02/12	----	HEMLET FURNITURES	3976.15
337	17/02/12	----	TIMOTHY CHEGE	3000.00
338	17/02/12	----	NEVILY KISAGI	3000.00
339	20/02/12	----	NEW MIFUGO SEF HELP G-HOMABAY	17800.00
340	20/02/12	----	SUBA KILIMO S H GROUP	800.00
341	20/02/12	----	ARDHI SOCIAL WELFARE ASSOCI	800.00
342	20/02/12	----	MIN OF EDUCATION WELFARE ASSO	270.00
343	20/02/12	----	NATIONAL YOUTH SERVICE	200.00
344	20/02/12	----	KENYA SECRETARIES ASSOC	1800.00
345	20/02/12	----	MOMBASA WELFARE	200.00
346	20/02/12	----	WATER WELFARE ASSOCIATION	1050.00
347	20/02/12	----	MEDICAL LAB SCIENCE OFFICER	400.00
348	20/02/12	----	NAKURU WELFARE	100.00
349	20/02/12	----	EMBU WELFARE	50.00
350	20/02/12	----	KMD STAFF WELFARE	12050.00
351	20/02/12	----	NEW MIFUGO SELF HELP GROUP-H	17800.00
352	20/02/12	----	SECRETARY CO-OP STAFF SELF H G	400.00
353	20/02/12	----	SUBA KILIMO S.H.GROUP	800.00
354	20/02/12	----	ARDHI SOCIALWELFARE ASSOC	800.00
355	20/02/12	----	TRANSCOM WELFARE ASSOCIATION	800.00
356	20/02/12	----	NATIONAL YOUTH SERVICE	200.00
357	20/02/12	----	KENYA N SECRETARIES ASSOC	1900.00
358	20/02/12	----	WATER WELFARE ASSOCIATION	950.00
287	01/03/12	----	MARY ADHIAMBO	1000.00
288	01/03/12	----	KEPHA ONKUNDI	3000.00
289	01/03/12	----	MOSES MUIRU	3000.00
290	01/03/12	----	KIKONGO MZUNGU	3000.00
243	04/03/12	----	KENYA CIVIL SERVANTS WELFARE	3300.00
244	04/03/12	----	DIRECTOR OF DPM	100.00
245	04/03/12	----	LIVESTOCK WELFARE ASOCIATION	12150.00
246	04/03/12	----	MIN OF AGRIC OF LIVESTOCK TECH	9200.00
247	04/03/12	----	NEW MIFUGO SELF HELP GROUP-HOM	17800.00
248	04/03/12	----	KENYA VETERINARY ASSOCI-NYANZA	24200.00
249	04/03/12	----	NYANDO AGIC STAFF HELP GROUP	36500.00
250	04/03/12	----	SDECRETARY CO-OP STAFF SELF GR	1400.00
251	04/03/12	----	SIAYA KILIMO SELF GROUP	7500.00
252	04/03/12	----	NYAMIRA KILIMO S.W.ASSOCIATION	500.00
253	04/03/12	----	SUBA KILIMO S.H.GROUP	800.00
254	04/03/12	----	PUBLIC SERVICE COMMISSION	2225.00
255	04/03/12	----	LAND & HOUSING SOCIETY	500.00
256	04/03/12	----	INDUSTRY STAFF WELFARE ASSOCIA	9000.00
257	04/03/12	----	TRESURER,MIN OF LABOUR WEL & S	21050.00
258	04/03/12	----	ARDHI SOCIAL WELFARE ASSOCIATI	800.00
259	04/03/12	----	UAJIRI STAFF WELFARE ASSOCIATI	1540.00
260	04/03/12	----	IMMIGRATION WELFARE	300.00
261	04/03/12	----	KITAMBULISHO WELFARE FUND	2290.00
262	04/03/12	----	MIN OF EDUCATION WELFARE ASSOC	270.00
263	04/03/12	----	NATIONAL YOUT SERVICE	200.00
264	04/03/12	----	KENYA N SECRETARIES ASSOCIATION	2000.00
265	04/03/12	----	KISUMU WELFARE	100.00
266	04/03/12	----	MOMBASA WELFARE	200.00
267	04/03/12	----	KENYA MEDICAL DRIVERS ASSOCITI	300.00
268	04/03/12	----	WATER WELFR ASSOCIATION	1050.00
269	04/03/12	----	MEDICAL LAB SCIENCE OFFICERS	400.00

270	04/03/12	----	KENYA WATER TECHNICIANS ASSOCI	100.00
271	04/03/12	----	NAKURU WELFARE	100.00
272	04/03/12	----	MIGORI CHIEF'S SELF HELP	500.00
273	04/03/12	----	KABARNET WELFARE	500.00
291	05/03/12	----	AGNES KINGOO	3000.00
292	06/03/12	----	DR JULIANA KINYUA	14940.00
293	12/03/12	----	KRA (PAYEE)	1007.10
294	12/03/12	----	KRA (WCPS)	113.50
295	12/03/12	----	DIR (NHIF)	117.00
296	16/03/12	----	DR. CHARLES NGATIA	1809.00
297	16/03/12	----	KRA PAYE	87.00
298	20/03/12	----	DLPO BUMULA	54700.00
299	20/03/12	----	DLPO TETU	52775.00
300	20/03/12	----	DLPO SUBA	60715.00
301	20/03/12	----	DLPO MURANGA WEST/KANGEMA	55715.00
302	20/03/12	----	DLPO GATUNDU NORTH	50595.00
303	23/03/12	----	FAMILY BANK	14061.90
304	23/03/12	----	P/S/DIRECTOR DPM	100.00
305	23/03/12	----	LIVESTOCK WELFARE ASSOCIATION	15700.00
306	23/03/12	----	SECRETARY-CO-OP.S.H.GROUP	400.00
307	23/03/12	----	NANDI KILIMO	31275.00
308	23/03/12	----	SUBA KILIMO S.H.GROUP	800.00
309	23/03/12	----	ARDHI SOCIAL WELFARE ASSOC	800.00
310	23/03/12	----	N.Y.S	200.00
311	23/03/12	----	KENYA.N.SECRETARIES ASSOC	1800.00
312	23/03/12	----	WATER WEFARE ASSOCIATION	920.00
313	23/03/12	-----	KENYA WATER TECHNICIANS ASS	100.00
314	23/03/12	----	MOMBASA TEACHERS	9250.35
315	28/03/12	----	DLPO MARANI	51665.00
184	02/04/12	----	GTI MOMBASA	1120000.00
185	03/04/12	----	WOODVENTURE KENYA	1455.00
186	03/04/12	----	CREDIT AFRICA	4909.75
187	03/04/12	----	NATIONAL HOUSING CORPORATION	9082.00
188	03/04/12	----	HEMLET FURNITURES	1455.00
189	03/04/12	----	CREDIT AFRICA	4812.75
190	03/04/12	----	KENYA SOCIETY OF AGRIC PROFFES	13000.00
191	03/04/12	----	DIRECTOR DPM	100.00
192	03/04/12	----	LIVESTOCK WELFARE ASSOCIATION	13250.00
193	03/04/12	----	KENYA VETERINARY ASSOCIATION	10800.00
194	03/04/12	----	VETERINARY SELF HELP GROUP-KTL	35475.00
195	03/04/12	----	MIGORI KILIMO SELF HELP GROUP	50353.00
196	03/04/12	----	MAZINGIRA WELFARE ASSOCIATION	18800.00
197	03/04/12	----	MOLYN INVESTMENT LTD-KTL	38060.00
198	03/04/12	----	SECRETARY CO-OP STAFF S H GROU	1400.00
199	03/04/12	----	NANDI KILIMO WELFARE FUND	26230.00
200	03/04/12	----	SUBA KILIMO S H GROUP	800.00
201	03/04/12	----	PUBLIC SERVICE COMMOSSION	2225.00
202	03/04/12	----	INDUTRY STAFF WELFARE ASSOCIAT	7960.00
203	03/04/12	----	MIN OF LABOUR WELF & SPORT ASS	21050.00
204	03/04/12	----	ARDHI SOCIAL WELFARE ASSOCIATI	1600.00
205	03/04/12	----	IMMIGRATION WELFARE	300.00
206	03/04/12	----	TRANSCOM WELFARE ASSOCIATION	5700.00
207	03/04/12	----	MIN OF EDUCATION WELF ASSOCIAT	270.00
208	03/04/12	----	NATIONAL YOUTH SERVICE	200.00
209	03/04/12	----	MIGORI CHIEFS SELF HELP	100.00
210	03/04/12	----	KISUMU WELFARE	100.00
211	03/04/12	----	NAKURU WELFARE	100.00
212	03/04/12	----	MOMBASA WELFARE	200.00
213	03/04/12	----	EMBU WELFARE	50.00
214	03/04/12	----	KENYA WATER TECHNICIANS ASSO	100.00
215	03/04/12	----	WATER WELFARE	1050.00
216	03/04/12	----	GULF AFRICA BANK LTD	24264.00
217	03/04/12	----	GUSII MWALIMU SACCO	33015.10
218	03/04/12	----	GULF AFRICA BANK LTD	24264.00

219	03/04/12	----	KIAMBU TEA GROWERS SACCO	10351.75
220	03/04/12	----	ULINZI SACCO	9683.50
221	03/04/12	----	NYANDARUA TEACHERS SACCO	7430.00
222	03/04/12	----	METROPOLITAN TEACHERS SACCO	6903.00
223	03/04/12	----	GUSII MWALIMU SACCO	89728.85
224	03/04/12	----	THARAKA NITHI-TEACHERS	4090.00
225	03/04/12	----	MARAKWET TEACHERS SACCO	4870.00
226	03/04/12	----	ULINZI SACCO	9713.00
227	03/04/12	----	METROPOLITAN TEACHERS SACCO	6920.00
228	03/04/12	----	GUSII MWALIMU SACCO	83015.65
229	03/04/12	----	MARAKWETVTEACHERS SACCO	2145.00
230	03/04/12	----	ML WEFARE AND SPORTS	32090.00
231	03/04/12	----	NEW MIFUGO STAFF WELFARE-H-BAY	17300.00
232	03/04/12	----	SUBA KILIMO SELF HELP GROUP	800.00
233	03/04/12	----	KENYA WATER TECHNICIANS ASSOC	100.00
234	03/04/12	----	KENYA N SECRETARIES ASSOCIATION	1900.00
235	03/04/12	----	ANIMAL PRODUCTION SOCIETY	14700.00
236	03/04/12	----	NYS-MEDICAL	200.00
237	03/04/12	----	KMD STAFF WELFARE	15700.00
238	03/04/12	----	ARDHI SOCIAL WELFARE ASSOCIATI	800.00
239	03/04/12	----	SWA-DPM	100.00
240	03/04/12	----	KIPSIGIS TEACHERS	17911.45
241	03/04/12	----	GUSII MWALIMU SACCO	68305.00
242	03/04/12	----	RUKURIRI TEA GROWERS SACCO	11752.50
274	03/04/12	----	ULINZI SACCO	10359.15
275	03/04/12	----	NYANDARUA TEACHERS SACCO	2140.00
276	03/04/12	----	METROPOLITAN TEACHERS SACCO	9705.00
277	03/04/12	----	GUSII MWALIMU SACCO	77922.75
278	03/04/12	----	MARAKWET TEACHERS SACCO	2145.00
279	03/04/12	----	TRANSCOM CO-OP SAVING	15907.00
280	10/04/12	----	MEPCO ENTERPRISES	249225.00
281	12/04/12	----	CASUAL WAGES-AHITI KABETE,DIFF	8.10
282	12/04/12	----	ROSE KILONZO	5474.25
283	12/04/12	----	KITUA KILAYA	13787.20
284	12/04/12	----	SHADRACK MULINGE	13294.80
285	19/04/12	----	HEMLET FURNITURES	1455.00
286	19/04/12	----	CREDIT AFRICA	4812.75
166	04/05/12	----	P.S. MOLD (OVERPAYMENT)	1059.00
167	09/05/12	----	PS-MOLD SALARY OVERPAYMENTS	3338.50
172	12/05/12	----	CREDIT AFRICA	4812.75
168	15/05/12	----	DISTRICT COMMISSIONER	7086.00
169	15/05/12	----	DISTRICT COMMISSIONER	539.00
170	15/05/12	----	FREDRICK KIRUKI	21009.00
171	15/05/12	----	PATRICK SIMIYU	10558.60
173	18/05/12	----	METROPOLITAN TEACHERS SACCO	6869.00
174	18/05/12	----	LAIKIPIA TEACHERS SACCO	1015.00
175	18/05/12	----	MARAKWET TEACHERS SACCO	4820.00
176	18/05/12	----	TRANZOIYA TEACHERS SACCO	1995.00
177	18/05/12	----	AFNA SACCO	9123.00
178	18/05/12	----	METROPOLITAN TEACHER SACCO	11836.00
179	18/05/12	----	LAIKIPIA TEACHERS SACCO	1015.00
180	18/05/12	----	MARAKWET TEACHERSW SACCO	4845.00
181	18/05/12	----	TRANS NZOIYA	1995.00
182	18/05/12	----	AFNA SACCO	4706.30
183	23/05/12	----	GOVERMENT TRAINING INSITUTE	56000.00
88	18/06/12	----	CREDIT AFRICA	4812.75
89	18/06/12	----	CHIEF MAG-ALEXANDER NGUNGA	1655.00
90	18/06/12	----	ALEXANDER NGUNGA	1655.00
91	18/06/12	----	POST BANK MARIKANI-JOHNSTONE	1500.00
92	18/06/12	----	COURT-ALEXANDER LUUSA	1655.00
93	18/06/12	----	METROPOLITAN TEACHERS SACCO	6867.00
94	18/06/12	----	BARINGO TEACHERS SACCO	29073.80
95	18/06/12	----	LAIKIPIA TEACHERS SACCO	1015.00
96	18/06/12	----	MARAKWET TEACHERS SACCO	4795.00

97	18/06/12	----	TRANZOIYA TEACHERS SACCO	1995.00
98	18/06/12	----	AFNA SACCO	10981.90
99	18/06/12	----	HAZINA SACCO	512301.85
100	18/06/12	----	INSURANCE	3179563.40
101	18/06/12	----	HOUSE RENT OVERSTATED	250.00
102	18/06/12	----	NATIONAL HOUSING CORPORATION	9082.00
103	18/06/12	----	NATIONAL HOUSING CORPORATION	9082.00
104	20/06/12	----	GUCHA SOUTH-DC	20382.90
105	20/06/12	----	D/A KISII SOUTH	6144.00
106	20/06/12	----	D/A SIAYA	2094.80
107	20/06/12	----	VARIOUS-MEALS	64000.00
108	20/06/12	----	KENYA CIVIL SERVANTS WELFARE	3300.00
109	20/06/12	----	LIVESTOCK WELFARE ASSOCIATION	13400.00
110	20/06/12	----	MIN OF AGRI STAFF WELFARE G	19300.00
111	20/06/12	----	NYAMIRA KILIMO S W ASSOCIATION	500.00
112	20/06/12	----	SUBA KILIMO S H GROUP	800.00
113	20/06/12	----	ARDHI SOCIAL WELFARE ASSOC	800.00
114	20/06/12	-----	TRANSCOM WELFARE ASSOCIATION	800.00
115	20/06/12	----	KENYA N SECRETARIES ASSOCIATIO	1800.00
116	20/06/12	-----	KISUMU WELFARE	50.00
117	20/06/12	----	WATER WELFARE ASSOCIATION	950.00
118	20/06/12	----	KENYA WATER TECHINICIAN ASS	100.00
119	20/06/12	----	NAKURU WELFARE	100.00
120	20/06/12	----	EMBU WELFARE	50.00
121	21/06/12	----	PS MOLD	7733.10
122	22/06/12	----	DVO BONDO	38510.00
123	22/06/12	----	DLPO KURIA WEST	42800.00
124	22/06/12	----	DIFF BTWN CB/BS-WAGES-JACK, MUM	0.60
125	25/06/12	----	COURT DEDUCTION	50765.00
87	26/06/12	----	TAITA TAVETA TEACHERS	45074.85
126	26/06/12	----	METROPOLITAN TEACHERS SACCO	6850.00
127	26/06/12	----	PARLIAMENTARIANS SACCO	185381.55
128	26/06/12	----	MARAKWET TEACHERS SACCO	4770.00
129	26/06/12	----	TRANSNZOIA TEACHERS SACCO	1995.00
130	26/06/12	----	AFYA SACCO	10937.85
131	26/06/12	----	DIRECTOR DPM	100.00
132	26/06/12	----	SECRETARY CO-OP STAFF.S.H.GROU	400.00
133	26/06/12	----	NATIONAL YOUTH SERVICES	200.00
134	28/06/12	----	NATIONAL HOUSING CORPORATION	9081.80
135	29/06/12	----	JOSLINK GENERAL TRADERS	45380.00
136	29/06/12	----	REFUND BORROWING FRM DEPOSIT	110557.30
137	29/06/12	----	CREDIT AFRICA	6519.95
138	29/06/12	----	COURTS-APRIL	50274.10
139	29/06/12	----	NATIONAL HOUSING CORPORATION	9081.90
140	30/06/12	----	IRENE MBURU	3000.00
141	30/06/12	----	JOSEPH EGESSA	25709.70
142	30/06/12	----	RITHER MAKUMBI	8028.90
143	30/06/12	----	EPHANNUS KIRIRA	5148.90
144	30/06/12	----	NHIF	100.00
145	30/06/12	----	SAMUEL YEGON	845079.80
146	30/06/12	----	CHARLIC CO SERVICES	55000.00
147	30/06/12	----	ODESSA FROTERA ENTERPRISES	349284.00
148	30/06/12	----	DIRECTOR DPM	100.00
149	30/06/12	----	MIGORI KILIMO SELF HELP GROUP	56920.00
150	30/06/12	----	SECRETARY CO-OP STAFF SELF G	400.00
151	30/06/12	----	SUBA KILIMO S H GROUP	800.00
152	30/06/12	----	ARDHI SOCIAL WELFARE ASSOCIATI	650.00
153	30/06/12	----	IMMIGRATION WELFARE	300.00
154	30/06/12	----	PROVINCIAL FISHERIES STAFF WEL	300.00
155	30/06/12	----	NATIONAL YOUTH SERVICES	200.00
156	30/06/12	----	KENYA N SECRETARIES ASSOCIATIO	1900.00
157	30/06/12	----	WATER WELFARE ASSOCIATION	950.00
158	30/06/12	----	KENYA WATER TECHNICIANS ASSOCI	100.00
159	30/06/12	----	CHIEF MAG-EPHANTUS MUGO	3000.00

33	26/11/12	----	METROLITAN TEACHERS SACCO	11790.00
34	26/11/12	----	COSMOPOLITAN SACCO LTD	3290.00
35	26/11/12	----	TRANS NZOIYA TEACHERS SACCO	1995.00
36	26/11/12	----	AFNA SACCO	11959.70
37	26/11/12	----	PS DIRECTOR DPM	100.00
38	26/11/12	----	SUBA KILIMO S.H.GROUP	800.00
39	26/11/12	----	ARDHI SOCIAL WALFARE ASSOCIATI	600.00
40	26/11/12	---	ANIMAL PRODUCTION SOCIETY	20300.00
41	26/11/12	----	HOMA-BAY SELF HELP GROUP	100.00
42	26/11/12	----	WATER WELFARE ASSOCIATION	1000.00
43	26/11/12	----	KENYA WATER TECHNICIANS ASSOCI	100.00
44	28/11/12	----	COURT REMMITTANCE	50765.45
45	30/11/12	----	PETER KIMANI	7500.00
5	04/12/12	----	ECOBANK LTD	34190.60
6	04/12/12	----	MENTOR SACCO	16549.45
7	06/12/12	----	CHIEF MAGISTRATE COURT-E.L.MUG	3000.00
8	06/12/12	----	METROPOLITAN TEACHERS SACCO	14464.00
9	06/12/12	----	MENTOR SACCO	38258.00
10	06/12/12	----	COSMOPOLITAN SACCO LTD	3290.00
11	06/12/12	----	TRANS NZOIYA TEACHERS SACCO	4995.00
12	06/12/12	----	AFNA SACCO	11797.40
13	27/12/12	----	MENTOR SACCO	23104.95
14	27/12/12	-----	ECOBANK LTD	38390.60
15	31/12/12	-----	CAPEX LIFE INSURANCE	3637.50

60,701,161.4

REPUBLIC OF KENYA



**MINISTRY OF LIVESTOCK
DEVELOPMENT**

**STATEMENT OF ASSETS
AND LIABILITIES**

DEVELOPMENT (D119)

AS AT 30TH JUNE, 2013

MINISTRY OF LIVESTOCK DEVELOPMENT
STATEMENT OF ASSETS AND LIABILITIES FOR DEVELOPMENT VOTE(D119) AS AT 30TH JUNE 2013

DETAILS	NOTES AND SCHEDULES	2011/12 AND EARLIER YEARS	2012/2013 FINANCIAL YEAR	TOTAL Kshs
ASSETS				
PAYMASTER GENERAL ACCOUNT		1,982,836.35	(367,718.60)	1,615,117.75
EXCHEQUER ACCOUNT	NOTE 1	1,177,009,760.90	394,601,431.00	1,571,611,191.90
IMPREST AND ADVANCES	SCHEDULE 1	20,660,273.10	(1,608,943.10)	19,051,330.00
GENERAL SUSPENSE ACCOUNT	SCHEDULE 2	603,187,550.30	(26,988,859.60)	576,198,690.70
DISTRICT SUSPENSE ACCOUNT	SCHEDULE 3	400,176,820.00	46,585,933.65	446,762,753.65
MINISTRY OF FISHERIES DEV		94,689,917.30	-	94,689,917.30
TOTAL		2,297,707,157.95	412,221,843.35	2,709,929,001.30
LIABILITIES				
GAV ACCOUNT	NOTE 2	2,297,707,157.95	412,221,843.35	2,709,929,001.30
TOTAL		2,297,707,157.95	412,221,843.35	2,709,929,001.30

PRINCIPAL ACCOUNTANT

S.M. MBUGU

30/9/13

MINISTRY OF LIVESTOCK DEVELOPMENT

DEVELOPMENT WORKINGS OF EXCHEQUER AND GAV ACCOUNTS - (2012/2013)

Note 1

<u>EXCHEQUER A/C</u>			
Balance b/f	1,177,009,760.90	PMG (Cashbook)	3,759,309,245.00
GAV (provision)	4,153,910,676.00	Balance c/d	1,571,611,191.90
	<u>5,330,920,436.90</u>		<u>5,330,920,436.90</u>
Bal b/d	1,571,611,191.90		

Note 2

<u>GAV A/C</u>			
Expenditure (Appropriation /	3,741,688,832.65	Balance b/f	2,297,707,157.95
Bal c/d	2,709,929,001.30	Exchequer (Provision)	4,153,910,676.00
	<u>6,451,617,833.95</u>		<u>6,451,617,833.95</u>
		Bal b/d	2,709,929,001.30

MINISTRY OF LIVESTOCK DEVELOPMENT

DEVELOPMENT EXCHEQUER RELEASES AS AT 14TH JUNE 2013			
1	16/08/2013	101,952,960.00	101,952,960.00
2	16/08/2012	18,999,315.00	120,952,275.00
3	07/09/2102	373,000,000.00	493,952,275.00
4	13/09/2012	100,000,000.00	593,952,275.00
5	25/09/2012	170,000,000.00	763,952,275.00
6	28/10/2012	120,000,000.00	883,952,275.00
7	07/11/2012	350,000,000.00	1,233,952,275.00
8	07/11/2012	62,400,000.00	1,296,352,275.00
9	13/12/2012	250,000,000.00	1,546,352,275.00
10	16/11/2012	200,000,000.00	1,746,352,275.00
11	18/12/2012	165,000,000.00	1,911,352,275.00
12	27/12/2012	343,640.00	1,911,695,915.00
13	08/01/2013	9,010,060.00	1,920,705,975.00
14	16/01/2013	65,000,000.00	1,985,705,975.00
15	01/03/2012	50,000,000.00	2,035,705,975.00
16	13/03/2013	300,000,000.00	2,335,705,975.00
17	15/03/2013	300,000,000.00	2,635,705,975.00
18	10/04/2013	305,000,000.00	2,940,705,975.00
19		248,603,270.00	3,189,309,245.00
20	07/05/2013	150,000,000.00	3,339,309,245.00
21	15/05/2013	80,000,000.00	3,419,309,245.00
22	14/06/2013	120,000,000.00	3,539,309,245.00
23	28/06/2013	50,000,000.00	3,589,309,245.00

DEVELOPMENT IMPREST ANALYSIS F/Y 2012/2013

NAME	P/NO	W/NO	DR	CR	REMARKS
BAL B/F			20,660,273.10		
1 DAMARIS M.P MWAMBETA	1987002910	1314703	20,000.00		
2 NATHAN SONGOK	1987060633	1689381	1,000,000.00		
3 LILIAN B. KIMANI	2007041146	1689488	31,750.00		
4 MICHAEL KANYI	197002182	1365296	21,000.00		
5 DR GEORGE W. NJOROGI	1994000076	1427856		65,000.00	SURRENDERED
6 DR JOSEPH G. MONDA	2009054860	1363460		432,500.00	SURRENDERED
7 DR OBADIAH N NJAGI	1988059790	1363402		371,380.00	SURRENDERED
8 DR SALOME W. WANYOIKE	1987060780	1363403		85,000.00	SURRENDERED
9 FRANCIS KAGO	1987024687	1428196		55,000.00	SURRENDERED
10 HENRY NGENO KIPROTICH	1985045580	1289943		1,000.00	PAID CASH
11 FRED A. MUDEGE	1982014255	1417437		1,000.00	PAID CASH
12 FRANCIS KARANJA	1984031871	1428171		71,800.00	SURRENDERED
13 STEPHEN M. MUSTYOKA	97031597	1014268		127,200.00	SURRENDERED
14 LILIAN B. KIMANI	2007041146	1417412		10,500.00	SURRENDERED
15 JOHN MAINA KAMOTHO	1986062064	1406010		112.00	OCTOBER PAYROLL
16 WASHINGTON W. WACHIRA	1985064990	1291963		179,400.00	OCTOBER, 2012 PAYROLL
17 ABDILLAHI WARIO GUYO	1981039464	1427876		100,000.00	NOVEMBER, 2012 PAYROLL
18 DR KISA J NGEIYWA	1988106416	1330361		178,917.65	AUGUST, 2012 PAYROLL
19 LABAN C LANGAT	1987080447	722751		2,884.00	OCTOBER, 2012 PAYROLL
TOTAL			20,733,023.10	1,681,693.65	
LESS SURRENDERED			1,681,693.10		
BAL C/D			19,051,330.00		

Record#	DATE	CHEQNO	DETAILS	AMOUNT
50	30/06/13	----	BALANCE B/D	(603187550.30)
48	13/01/12	----	JOHNSON MWAMBAGA	511988.60
49	13/01/12	----	COMMISSIONER INCOME TAX	115905.05
44	13/02/12	-----	BARINGO T	0.60
45	13/02/12	----	MUNGANIA	22043.60
46	22/02/12	----	BRIDGET AGENCIES	392000.00
47	23/02/12	----	RECEIPT OF ESP SALARIES	4148091.50
41	16/03/12	----	METROPOLITAN	9540.00
42	16/03/12	---	BANK PAYROLL	8220085.05
43	22/03/12	---	GEORGE ONYANGO	20000.00
40	26/04/12	----	FRIBA ENTERPRISES	895069.00
38	07/05/12	----	GEORGE W NJOROGE	15600.00
39	29/05/12	----	PS MOLD	12200.00
12	18/06/12	----	METROPOLITAN	4800.00
13	18/06/12	----	METROPOLITAN	4950.00
14	18/06/12	----	METROPOLITAN	9495.00
15	18/06/12	----	N.H.I.F.	115840.00
16	18/06/12	----	BANK'S PAYROLL	6831237.60
17	18/06/12	----	PAYE	694575.50
18	20/06/12	----	METROPOLITAN	7435.00
19	29/06/12	----	GLADYS ORWANU/CATHERINE	20000.00
20	29/06/12	----	NANCY MAING/JOSEPH MAINA	20000.00
21	29/06/12	----	JANET MACHARIA	20000.00
22	29/06/12	----	ELIZABETH MUTUNGA/CHRISTINE	20000.00
23	29/06/12	----	OLIVER BUSOLO	20000.00
24	29/06/12	----	BANK	159927.80
25	29/06/12	----	APOLLO WINGA	15000.00
26	29/06/12	----	PATRICK MULI	20000.00
27	29/06/12	----	HELB-JANUARY 2012	41324.90
28	30/06/12	----	CLEOPAS OPARE	270091.00
29	30/06/12	----	WILSON LUMBETE	30000.00
30	30/06/12	----	DAVID MICHIRI	30000.00
31	30/06/12	----	BERNARD OYUGI	20000.00
32	30/06/12	----	APOLLO WINGA	20000.00
33	30/06/12	----	DENNIS KIRIAMA	20000.00
34	30/06/12	----	ROBERT KIMANTHI	20000.00
35	30/06/12	----	PENINAH NYAGAH	20000.00
36	30/06/12	----	ESP GRADITUTY/SALARIES	3347882.10
37	30/06/12	----	ENVASSES ENV CON	121800.00
10	05/09/12	----	BARCLAYS BANK OF KENYA	315331.50
11	05/09/12	----	METROPOLITAN TEACHERS SACCO	4300.00
4	11/10/12	-----	MOHAMED MZEE	13976.60
5	11/10/12	-----	JACKLINE OREGI	13976.60
6	11/10/12	-----	GEORGE KIDWARO	13976.60
7	11/10/12	-----	CLEOPHAS OWINO	9081.60
8	11/10/12	-----	ROBERT MWALIMU	16517.80
9	11/10/12	-----	COLLINS NAMASWA	13976.60
1	09/11/12	-----	STAFF WELFARE REMMITTANCES	1900.00
2	19/11/12	-----	RIDE ON AGENCIES	198410.00
3	21/11/12	-----	DVO KISUMU WEST	120530.00

576,198,690.7

SCHEDULE 3

MINISTRY OF LIVESTOCK DEVELOPMENT
DISTRICT SUSPENSE ACCOUNTS AS AT 30TH JUNE 2013
DEVELOPMENT -(D119) F/Y 2012/2013

CODE	DISTRICT	BALANCE B/F FROM PREVIOUS YEARS	DR	CR	2012/2013
HQS	0000	229,669,832.50	46,585,933.65		276,255,766.15
HQS	0151	58,592,179.00			58,592,179.00
HQS	0152	26,580,558.00			26,580,558.00
HQS	0203	2,250,000.00			2,250,000.00
HQS	0342	101,986,048.00			101,986,048.00
HQS	0029	10,198,045.00			10,198,045.00
CENTRAL	2000	210,760.00			210,760.00
KIAMBU	2010	(166,893.40)			(166,893.40)
NYANDARUA CENTRAL	2020	30,019.00			30,019.00
KIAMBU WEST	2030	1,395,374.00			1,395,374.00
MURANGA NORTH	2050	(4,491,368.30)			(4,491,368.30)
NYANDARUA NORTH	2070	13,280,464.70			13,280,464.70
KIRINYAGA CENTRAL	2075	2,005,500.00			2,005,500.00
KIRINYAGA SOUTH	2085	13,172.00			13,172.00
KIENI	2110	1,000,000.00			1,000,000.00
NYERI SOUTH	2130	(6,463,326.30)			(6,463,326.30)
MATHIRA EAST	2145	561,997.00			561,997.00
MURANGA NORTH	2150	2,005,717.40			2,005,717.40
MURANGA SOUTH	2170	(548,760.40)			(548,760.40)
THIKA	2190	1,620,104.00			1,620,104.00
THIKA WEST	2192	595,684.00			595,684.00
NYERI CENTRAL	2195	91.00			91.00
GATUNDU	2210	2,750,914.00			2,750,914.00

LAISAMIS	4060	(67,498.00)		(67,498.00)
MBOONI	4070	(9,283,661.90)		(9,283,661.90)
MOYALE	4080	3,211,802.00		3,211,802.00
SOLOLO	4084	(1,059,985.00)		(1,059,985.00)
ISIOLO	4090	6,571,513.00		6,571,513.00
ATHI RIVER	4100	161,436.00		161,436.00
ATHI RIVER	4107	56.00		56.00
KITUI	4110	(16,210,744.25)		(16,210,744.25)
KITUI WEST	4112	550,880.00		550,880.00
MWINGI CENTRAL	4115	3,397,000.00		3,397,000.00
MUTITU	4125	405,490.00		405,490.00
MUTOMO	4130	1,250,063.00		1,250,063.00
MWINGI EAST	4135	(745,380.00)		(745,380.00)
MWALA	4140	162		162.00
MWINGI WEST	4145	(115,900.00)		(115,900.00)
MACHAKOS	4150	(7,300,182.60)		(7,300,182.60)
MASINGA	4170	(8,179,473.60)		(8,179,473.60)
KYUSO	4180	1,461,668.40		1,461,668.40
YATTA	4190	4,155,262.00		4,155,262.00
MAKUENI	4230	(6,141,200.00)		(6,141,200.00)
KIBWEZI	4250	4,297,715.60		4,297,715.60
IMENTI NORTH	4310	3,250,000.00		3,250,000.00
MERU NORTH	4330	222.45		222.45
MARIMANTI	4340	432,000.00		432,000.00
MERU CENTRAL	4350	3,869,057.50		3,869,057.50
MAARA	4360	343,980.00		343,980.00
IMENTI SOUTH	4370	783,693.00		783,693.00
IMENTI	4371	(875,002.65)		(875,002.65)
THARAKA	4390	2,546,291.15		2,546,291.15
THARAKA SOUTH	4396	686,224.00		686,224.00
N.EASTERN	5000	1,744,481.00		1,744,481.00
GARISSA	5010	(3,469,639.00)		(3,469,639.00)

NYATIKE	6275	(7,369,740.00)		(7,369,740.00)
RONGO	6290	1,866,987.00		1,866,987.00
KURIA	6310	(447,235.00)		(447,235.00)
KURIA EAST	6320	194,126.00		194,126.00
RIFT VALLEY	7000	777,067.40		777,067.40
KWANZA	7080	740.00		740.00
TURKANA NORTH	7010	3,875,060.00		3,875,060.00
TURKANA CENTRAL	7020	3,088,486.50		3,088,486.50
TURKANA WEST	7025	(4,085,000.00)		(4,085,000.00)
TURKANA SOUTH	7030	5,268,712.60		5,268,712.60
LOIMA	7035	(2,071,040.00)		(2,071,040.00)
NORTH POKOT	7040	1,300,000.00		1,300,000.00
WEST POKOT	7050	(3,602,929.30)		(3,602,929.30)
SAMBURU	7070	3,025,214.00		3,025,214.00
SAMBURU CENTRAL	7075	(1,007,020.00)		(1,007,020.00)
TRANS-NZOIA WEST	7090	(548,819.20)		(548,819.20)
TRANS-NZOIA EAST	7110	2,249,750.10		2,249,750.10
MARIGAT	7130	(2,714,705.85)		(2,714,705.85)
EAST POKOT	7150	2.00		2.00
KOIBATEK	7170	691,986.40		691,986.40
KIMOSE SHEEP AND GOAT	7180	880,000.00		880,000.00
ELDORET EAST	7190	(1,675,289.00)		(1,675,289.00)
ELDORET WEST	7191	1,759,793.00		1,759,793.00
TARAGWA	7210	986,400.00		986,400.00
MARAKWET EAST	7225	(3,000,000.00)		(3,000,000.00)
MARAKWET	7230	1,327,313.90		1,327,313.90
KEIYO	7250	35,232.60		35,232.60
NANDI CENTRAL	7260	(1,192,379.00)		(1,192,379.00)
NANDI NORTH	7270	(3,628,402.04)		(3,628,402.04)
NANDI SOUTH	7290	113,015.10		113,015.10
LAIKIPIA CENTRAL	7310	1,172,828.00		1,172,828.00
LAIKIPIA EAST	7330	(914,323.25)		(914,323.25)

REPUBLIC OF KENYA



**MINISTRY OF LIVESTOCK
DEVELOPMENT**

**STATEMENT OF ASSETS
AND LIABILITIES**


DEPOSIT (DEP 119)

AS AT 30TH JUNE, 2013

MINISTRY OF LIVESTOCK DEVELOPMENT
STATEMENT OF ASSETS AND LIABILITIES FOR DEPOSIT VOTE (DEP119) AS AT 30TH JUNE 2013

DETAILS	NOTES AND SCHEDULES	2011/12 AND EARLIER YEARS	2012/2013 FINANCIAL YEAR	TOTAL Kshs
ASSETS				
PAYMASTER GENERAL ACCOUNT		212,122,208.85	157,100,067.95	369,222,276.80
IMPREST AND ADVANCES	SCHEDULE 1	2,221,364.00	(1,132,956.00)	1,088,408.00
GENERAL SUSPENSE ACCOUNT			-	
VETERINARY SERVICES		15,114,683.85	-	15,114,683.85
DISTRICT SUSPENSE ACCOUNT		(4,910,088.20)	-	(4,910,088.20)
TOTAL		224,548,168.50	155,967,111.95	380,515,280.45
LIABILITIES				
RETENTION MONEY	SCHEDULE 2	5,472,061.25	5,165,181.45	10,637,242.70
MISCELLANEOUS DEPOSITS	SCHEDULE 3	223,633,557.65	150,729,930.50	374,363,488.15
SUSPENSE ACCOUNT	SCHEDULE 4	(4,557,450.40)	72,000.00	(4,485,450.40)
TOTAL		224,548,168.50	155,967,111.95	380,515,280.45

S.M. MBUGUA
 PRINCIPAL ACCOUNTANT


 30/9/13.

DEPOSIT IMPREST ANALYSIS F/Y 2012/2013

NAME	P/NO	W/NO	DR	CR	REMARKS
BAL B/F			2,221,364.00		
1 CHARLES ONTUMBI	1979074547	1428195		407,160.00	SURRENDERED
2 ELIZABETH M. KILONZO	1987061833	1365448		600,796.00	SURRENDERED
3 GEORGE MWANGI	1990121480	1428164		33,000.00	SURRENDERED
4 DR PETER N. GACHAU	1983053456	1365429		10,000.00	SURRENDERED
5 DR BETTY T. CHEBET	2009054462	1365443		15,000.00	OCTOBER, 2012 PAYROLL
6 ONDIEKI ORARE	1989104027	1428007		67,000.00	WARRANT CANCELLED
TOTAL			2,221,364.00	1,132,956.00	
LESS SURRENDERED			1,132,956.00		
BAL C/D			1,088,408.00		

SCHEDULE 2

MINISTRY OF LIVESTOCK DEVELOPMENT DEPOSIT

RETENTION A/C ANALYSIS AS AT 30/06/2013

	BALANCE B/F		5,472,061.25
Less	payments during 2012/2013		(4,534,126.05)
			937,935.20
Add	<u>Outstanding payee for 2011/2012</u>		
	Payee	Amount	
	Charlic	973,675.00	
	Jagla enterprises	371,139.50	
	Jagla enterprises	620,552.00	
	Jagla enterprises	694,448.50	
	Jamcom Contractors	249,978.80	
	Karura Engineering	160,000.00	
	Lunao Enterprise	730,389.20	
	Lunao Enterprise	1,250,000.00	
	Nakim Merchants	299,435.20	
	Ridgefirm Enterprises	977,796.50	
	Sagana Electricals	239,201.80	
	Sagana Electricals	350,000.00	
	syprus Engineering	197,894.80	
	Togo Contractors	389,479.00	
	Wamunoro Investments	278,317.20	
	Wamunoro Investments	907,500.00	
	Wamunoro Investments	1,009,500.00	
	Grand Total	9,699,307.50	
	BALANCE C/F		10,637,242.70

SCHEDULE 3

MINISTRY OF LIVESTOCK DEVELOPMENT

MISCELLANEOUS (GENERAL) DEPOSITS ANALYSIS

MISCELLANEOUS A/C

	BALANCE B/F		211,691,342.30
1	<u>KAPAAP</u>		
	Bal. B/F	5,424,765.00	
Add	Receipts	2,617,760.00	
Less	Payments	(7,461,955.00)	580,570.00
2	<u>TOWA</u>		
	Bal. B/F	1,838,855.00	
Add	Receipts	-	
Less	Payments	(1,779,909.00)	58,946.00
3	<u>PATTEC</u>		
	Bal. B/F	250,000.00	
Add	Receipts	-	
Less	Payments		250,000.00
4	<u>AHITI</u>		
	Bal. B/F	2,791,225.35	
Add	Receipts	10,271,569.00	
Less	Payments	(12,506,207.95)	556,586.40
5	<u>KENYA DAIRY BOARD</u>		
	Bal. B/F	50,000.00	
Add	Receipts		
Less	Payments	(25,000.00)	25,000.00

MINISTRY OF LIVESTOCK DEVELOPMENT

SUSPENSE DEPOSITS ANALYSIS


SCHEDULE 4

SUSPENSE A/C

	BALANCE B/F	(4,557,450.40)
Add	Stale Cheque 30/06/2012 (Maurice Hezekiel)	<u>72,000.00</u>
	BALANCE C/F	<u><u>(4,485,450.40)</u></u>

MINISTRY OF AGRICULTURE, LIVESTOCK AND FISHERIES.
VETERINARY SERVICES DEVELOPMENT REVOLVING FUND

**MINISTRY OF AGRICULTURE,
LIVESTOCK AND**



**DEPARTMENT OF VETERINARY
SERVICES**

**VETERINARY SERVICES
DEVELOPMENT FUND**

**ANNUAL REPORT FOR THE YEAR
2012/2013.**

**MINISTRY OF AGRICULTURE, LIVESTOCK AND FISHERIES.
VETERINARY SERVICES DEVELOPMENT REVOLVING FUND**

INSTITUTIONAL DETAILS/INFORMATION

The Funds Coordination Unit is based within the Directorate of Veterinary Services, DVS, in Kabete

Enabling Legislations

The VSDF was created under the Exchequer and Audit Act Cap 412 through Legal Notice No. 109 of May 1996 with the Permanent Secretary in charge of the Ministry of Livestock being the accounting officer. An amount of K£1,000 was appropriated by Parliament and was provided during the 1996/97 Financial year.

Purpose of Establishment

The VSDF is run under the Department of Veterinary Services (DVS) at Kabete with a major aim of preventing and controlling animal diseases and pests to safeguard human health, improve animal welfare, increase livestock productivity, ensure high quality livestock and their products and facilitate domestic and international trade. It also hopes to provide and facilitate efficient veterinary services for production of safe and high quality animals, animal products and by-products and promote trade and industrial growth in a sustainable environment.

In general, more that profit motive, it is driven by need to serve the general public by ensuring consumption of safe animal products in a hygienic environment while keeping and maintaining health animal in an effort to achieve self sustainability and promotion of both internal and external trade in animal products.

Account Details

<u>Accounts</u>	<u>Account No.</u>	<u>Banker</u>
VET. SERVICES DEV. FUND	1106972791	KENYA COMMERCIAL BANK

Independent Auditors:

Kenya National Audit Office
P.O. Box 30084 – 00100,
Nairobi.

Fund Contacts are:

Veterinary Service Development Fund
PRIVATE BAG KANGEMI 00625
Email: vsdfkabete@gmail.com
TEL: 0202043282

**MINISTRY OF AGRICULTURE, LIVESTOCK AND FISHERIES.
VETERINARY SERVICES DEVELOPMENT REVOLVING FUND**

Members of the Steering Committee

NAME	P/NO.	DESIGNATION
MRS. M. NYANDONG	-	SDS
DR M. GATHURA	1981113080	VSDF MANAGER
DR. J. JALANG'O	1980069555	DD/ADMINISTRATION
DR. J. MARETE	1980069638	DD/DISEASE CONTROL
DR. GATUMO	-	PDVS COAST
DR. T. GICHANE	1981156240	DD/INSPECTORATE
MR. JOSEPH MBOGO	1997041241	DD/LEATHER
DR. WANGWE	1983000550	CHO
MRS. A. KOSKEY	-	C.F.O
MR. S. MBUGUA	-	PAC
DR. J. MAGERO	1985045344	ASS/VSDF MANAGER

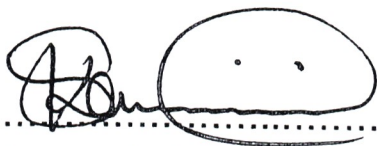
Members of the Management and Staff

NAME	P/NO.	DESIGNATION
DR. M. GATHURA	1981113080	VSDF MANAGER
DR. J. MAGERO	19850445344	ASS/ VSDF MANAGER
MR.H.M MOMATA	1997004061	ACCOUNTANT 1
MR. D.NGUGI	1997065805	S.C.O
MR. D. IBRAHIM	2009011383	C.O I
MR. P.M WACHIRA	2009010507	C.O I
MISS. A. GACHERU	2009010840	C.O I
MRS. J KARIUKI	1981042190	JLHA
MISS. R. MAKAU	2009003542	SSS

MINISTRY OF AGRICULTURE, LIVESTOCK AND FISHERIES.
VETERINARY SERVICES DEVELOPMENT REVOLVING FUND

BALANCE SHEET AS AT 30 JUNE 2013

	<u>NOTES</u>	<u>2012/2013</u> <u>KSHS.</u>	<u>2011/2012</u> <u>KSHS.</u>
<u>NON-CURRENT ASSETS</u>			
Motorcycle		13,978,500.00	13,978,500.00
Vehicles		21,980,000.00	21,980,000.00
Furniture and Fittings	2	3,221,202.00	2,603,202.00
Computer \$ Other Accessories		10,810,016.00	8,202,266.00
Special Plant		<u>62,641,486.00</u>	<u>54,408,311.00</u>
		<u>112,631,204.00</u>	<u>101,172,279.00</u>
<u>CURRENT ASSETS</u>			
DVO's Suspense		-	2,716,327.70
Temporary Imprests		-	295,120.00
Cash Balances	3	<u>867,099.35</u>	<u>938,835.45</u>
		<u>867,099.35</u>	<u>3,950,283.15</u>
<u>CURRENT LIABILITIES</u>			
Current Liabilities	4	<u>17,141,150.00</u>	<u>21,141,935.00</u>
TOTAL NET ASSETS		<u>96,357,153.35</u>	<u>83,980,627.15</u>
<u>FINANCED BY</u>			
Grant Capital	5	20,000.00	20,000.00
Accumulated Reserve	6	83,960,627.15	68,338,141.40
Surplus for the Year		<u>12,376,526.20</u>	<u>15,622,485.75</u>
		<u>96,357,153.35</u>	<u>83,980,627.15</u>



SICILY K. KARIUKI (MRS), MBS
ACCOUNTING OFFICER

Date: 27/09/2013


**MINISTRY OF AGRICULTURE, LIVESTOCK AND FISHERIES.
VETERINARY SERVICES DEVELOPMENT REVOLVING FUND**

INCOME AND EXPENDITURE ACCOUNT FOR THE YEAR ENDED 30 JUNE 2012

	2012/2013	2011/2012
INCOME	Kshs.	Kshs.
286 Other Veterinary Services	168,012.45	292,845.85
290 Artificial Insemination	5,441,889.45	4,943,733.00
445 Meat Inspectorate	115,486,341.45	112,345,717.40
446 Hides And Skins	65,141,889.40	63,046,133.25
448 Animal Health Services	18,482,385.50	13,411,448.50
481 Veterinary Investigative Laboratories	886,250.00	874,558.25
490 Veterinary Farms	4,819,780.00	5,168,051.00
549 Veterinary Laboratories	<u>427,700.00</u>	<u>408,565.00</u>
Total	<u>210,853,456.35</u>	<u>200,328,752.25</u>
 EXPENDITURE		
2110200 Basic Wages – Temporary	5,938,562.15	6,079,607.50
2210000 Educational & Library Supplies	200,000.00	720,000.00
2210200 Communication, Supplies	260,000.00	0.00
2210300 Domestic Travel & Subsistence	21,987,409.00	19,926,100.00
2210400 Foreign Travel & Subsistence	4,900,000.00	7,209,700.00
2210500 Printing, Advert And Information	4,919,000.00	4,460,800.00
2210700 Training Expenses	8,910,440.00	13,013,000.00

**MINISTRY OF AGRICULTURE, LIVESTOCK AND FISHERIES.
VETERINARY SERVICES DEVELOPMENT REVOLVING FUND**

2210800	Hospitality Supplies	4,120,730.00	4,120,700.00
2211000	Specialized Materials	97,314,452.00	72,706,600.00
2211100	Office & General Supplies	16,948,276.00	17,327,500.00
2211200	Fuel Oil & Lubricants	9,499,356.00	15,943,700.00
2211300	Other Operating Expenses	10,700,000.00	10,700,000.00
2220100	Routine Maintenance Vehicles	6,172,500.00	5,920,000.00
2220200	Routine Maintenance Other Ass.	1,585,730.00	1,670,700.00
2630100	Current Grants To Govt Agencies	-	-
3110800	Overhaul Vehicle & Other	1,350,000.00	850,000.00
3111000	Purchase of Office Furniture	-	-
3111100	Purchase of Special Plants	-	-
3111200	Rehabilitation & Renovation	2,170,475.00	2,120,000.00
3111300	Purchase Of Certified Seeds/Live Animals	1,500,000.00	-
3111400	Research , Feasibility	-	1,768,200.00
3010260	Current Grants To Govt Agencies	-	-
	Sub Total	<u>198,476,930.15</u>	<u>184,536,607.50</u>
	Net Surplus / (deficit)	<u>12,376,526.20</u>	<u>15,622,485.75</u>



27/09/2013

**MINISTRY OF AGRICULTURE, LIVESTOCK AND FISHERIES.
VETERINARY SERVICES DEVELOPMENT REVOLVING FUND**

**CASH FLOW STATEMENT FOR THE FINANCIAL YEAR ENDED
30TH JUNE 2013.**

	<u>2012/2013</u>	<u>2011/2012</u>
	AMOUNT (KSHS)	
<u>CASH FLOWS FROM OPERATING ACTIVITIES</u>		
Net Surplus	12,376,526.20	15,622,485.75
Overcasted Surplus 2010/2011		40,000.00
Increase/Decrease in Current Liabilities	(4,000,785.00)	2,473,077.00
Decrease in Temporary Imprests	295,120.00	778,220.00
Decrease in DVO's Suspense	2,716,327.70	1,847,503.55
<u>CASH FLOWS FROM INVESTING ACTIVITIES</u>		
Purchase of Assets	(11,458,925.00)	(25,947,031.00)
<u>CASH FLOWS FROM FINANCING ACTIVITIES</u>		
Net Change	(71,736.10)	(5,265,744.70)
CASH & CASH EQUIVALENT BEGINNING	<u>938,835.45</u>	<u>6,204,580.15</u>
CASH & CASH EQUIVALENT ENDING	<u><u>867,099.35</u></u>	<u><u>938,835.45</u></u>

MINISTRY OF AGRICULTURE, LIVESTOCK AND FISHERIES.
VETERINARY SERVICES DEVELOPMENT REVOLVING FUND

NOTES TO THE ACCOUNTS

1. Accounting Policies

The accounting policies adopted in the preparation of the financial statements are set out as follows:-

a) Presentation format

The accounts Presentation Format conforms with the financial regulations on fund accounting as well as the requirements of the Legal Notice that established the Fund in 1995/96.

b) Basis of preparation

The financial statements have been prepared under the historical cost convention.

c) Revenue

Represent all earnings collected by respective stations around the country and surrendered at the Fund's Headquarters from the various categories of services delivered as outlined in the Accounts.

d) Revenue Recognition

Revenue is recognised to the extent that it is probable that the economic benefits will flow to the Fund and can be reliably measured on accrual basis.

MINISTRY OF AGRICULTURE, LIVESTOCK AND FISHERIES.
VETERINARY SERVICES DEVELOPMENT REVOLVING FUND

2. Fixed Assets

The Fund's Fixed assets are stated at historical cost .See the schedule below.

ASSETS SCHEDULE

DESCRIPTION	Motor vehicles & cycles	Furniture & Fittings	Computer & Accessories	Special Plants	TOTAL COST
Opening Balance	35,958,500.00	2,603,202.00	8,202,266.00	54,408,311.00	101,172,279.00
Additions	-	618,000.00	2,607,750.00	8,233,175.00	11,458,925.00
Totals	<u>35,958,500.00</u>	<u>3,221,202.00</u>	<u>10,810,016.00</u>	<u>62,641,486.00</u>	<u>112,631,204.00</u>
Less: Disposal	-	-	-	-	-
Net Balance	<u>35,958,500.00</u>	<u>3,221,202.00</u>	<u>10,810,016.00</u>	<u>62,641,486.00</u>	<u>112,631,204.00</u>
Less: Depreciation Charge	-	-	-	-	-
Net book Value	35,958,500.00	3,221,202.00	10,810,016.00	62,641,486.00	112,631,204.00

**MINISTRY OF AGRICULTURE, LIVESTOCK AND FISHERIES.
VETERINARY SERVICES DEVELOPMENT REVOLVING FUND**

3. CASH BALANCE.


The cash balance is as per the bank reconciliation and balance certificate provided below. Refer also to (Appendix I).

BANK RECONCILIATION FORM.

As at.....30TH JUNE 2013..... Station.....KABETE.....

	Kshs.	Kshs
Balance as per bank certificate		8,209,378.62
Less:		
1. Payments in Cash Book not yet recorded in Bank Statement (Unrepresented Cheques)	6,780,193.25	
2. Receipts in Bank Statement not yet record in Cash Book	11,677,018.40	(18,457,211.65)
Add:		
3. Payments in bank Statement not yet recorded in Cash Book	2,474,968.38	
4. Receipts in Cash Book not yet recorded in Bank Statement	8,639,964.00	<u>11,114,932.38</u>
Bank balance as Per Cash Book		<u>867,099.35</u>

I certify that I have verified the Bank Balance in the Cash Book with the Bank Statement and that the above Reconciliation is correct.

.....

Signature

.....*Accountant*.....

Designation

.....30/07/13.....

Date

1218 CA 41 BRANCHES
CERTIFICATE OF BALANCE

KENYA COMMERCIAL BANK LIMITED
(Incorporated in Kenya)

CERT1320041762


KCB SARIT CENTRE
..... 19 JUL 2013
.....

Certified that the balance at the CREDIT
..... OF VETERINARY SERVICES DEV FUND
A/C 1106972791
.....

at the close of business on 30 JUN 2013 was KES
.....

EIGHT MILLION TWO HUNDRED AND NINE THOUSAND THREE HUNDRED AND SEVENTY EIGHT CENTS SIXTY TWO
.....
KES 8,209,378.62
.....

Examined by
.....
For: KENYA COMMERCIAL BANK LTD.


.....
P. Manager
SARIT CENTRE, NAIROBI

For: KENYA COMMERCIAL BANK LTD.
.....
P. Manager
SARIT CENTRE, NAIROBI

MINISTRY OF AGRICULTURE, LIVESTOCK AND FISHERIES.
VETERINARY SERVICES DEVELOPMENT REVOLVING FUND

4. **Current Liabilities**

The balance represents the amount that has not cleared for suppliers that had offered /rendered services to the Fund. A schedule for the same has been attached to the Accounts (**Appendix II**).

5. **Capital Fund**

Authorised capital is K£1,000 equivalent to Kshs. 20,000.00 only initially appropriated by Parliament vide Legal Notice No. 109 of 1996

6. **Accumulated Reserve**

This constitutes the accumulated surpluses since the inception of the Fund. The surpluses from operations were to be kept on a reserve account pending Treasury's decision on its disposal. Any deficiency realised in any financial year shall, subject to Treasury approval, be set-off against the retained surpluses.

The accumulated reserve is as per the analysis below.

TOTAL NET ASSETS:	KSHS.	68,338,141.40
ADD PREVIOUS SURPLUS	KSHS.	<u>15,622,485.75</u>
TOTAL	KSHS.	<u>83,960,627.15</u>

**MINISTRY OF AGRICULTURE, LIVESTOCK AND FISHERIES.
VETERINARY SERVICES DEVELOPMENT REVOLVING FUND**

7. ACCOUNT CODES.

The following accounting codes have been taken to represent the following indicated items.

	CODE	ITEMS
2211000	2211000	PURCHASE OF SPECIALISED MATERIALS \$ OTHER SUPPLIES
	2211016	PURCHASE OF UNIFORMS \$ OTHER ACCESSORIES
	2211008	PURCHASE OF LAB MATERIALS,SUPPLIES \$ SMALL EQUIPMENTS
2211100	2211100	OFFICE,GENERAL SUPPLIES \$ OTHER SERVICES
	2211104	EMERGENCY DISEASE OUTBREAKS RESPONSE
	2211102	SUPPLIES \$ ACCESSORIES FOR COMPUTER \$ PRINTERS
2211300	2211301	BANK SERVICE \$ COMMISSION CHARGES
	2211310	CONTRACTED PROFESSIONAL SERVICE
2220200	2220200	ROUTINE MAINTENANCE OF OTHER ASSETS
	2220210	MAINTENANCE OF COMPUTER,SOFTWARE \$ NETWORK
3111000	3111000	PURCHASE OF COMPUTER,OFFICE EQUIPMENT \$ FURNITURE

**MINISTRY OF AGRICULTURE, LIVESTOCK AND FISHERIES.
VETERINARY SERVICES DEVELOPMENT REVOLVING FUND**

(Appendix I).

BANK RECONCILIATION STATEMENT.

UNPRESENTED CHEQUES

DATE	PARTICULARS	CHQ. NO	AMOUNT
05/04/2013	GOVT PRINTER	30851	969,760.00
19/04/2013	DVO TRANSNZOIA WEST	30897	44,552.50
03/05/2013	OBADIAH	30989	69,000.00
17/05/2013	DVO LIKONI	31270	39,543.50
17/05/2013	DVO NAROK NORTH	31271	46,326.50
17/05/2013	DVO LAIKIPIA CENTRAL	31272	47,576.50
17/05/2013	DVO KIENI EAST	31275	50,150.25
17/05/2013	DVO SOLOLO	31278	48,878.25
17/05/2013	DVO KINANGOP	31281	50,400.25
31/05/2013	JOYCE	31118	35,887.80
31/05/2013	MONICA	31126	34,881.60
31/05/2013	NICHOLAS	31134	29,179.80
31/05/2013	FAITH	31205	6,708.00
31/05/2013	PERIS	31205	15,327.90
31/05/2013	DVS	31207	19,318.40
31/05/2013	J. MBOGO	31215	64,000.00
14/06/2013	INTERMASS	31226	356,250.00
14/06/2013	INTERMASS	31227	237,500.00
14/06/2013	DATONY	31232	58,540.00
24/06/2013	JANE LWYERO	31267	39,000.00
24/06/2013	JAMES	31296	142,700.00
24/06/2013	JOSEPH	31300	315,612.00
24/06/2013	URBAN	31303	498,000.00
24/06/2013	URBAN	30306	861,250.00
24/06/2013	TELKOM	31327	116,000.00
28/06/2013	JOAN M	31333	52,000.00
28/06/2013	BENYTON	31337	270,000.00
28/06/2013	BENYTON	31338	782,000.00
28/06/2013	FRIBA	31339	209,550.00
28/06/2013	BRAHIMAS	31340	356,300.00
28/06/2013	FRIBA	31341	372,000.00
28/06/2013	ADRICOM	31342	170,000.00
28/06/2013	ABUNYABE INVESTMENT	31343	372,000.00
	TOTAL		6,780,193.25

**MINISTRY OF AGRICULTURE, LIVESTOCK AND FISHERIES.
VETERINARY SERVICES DEVELOPMENT REVOLVING FUND**

**RECEIPTS IN BANK STATEMENT NOT IN CASH
BOOK**

08/05/2013	DVO KISUMU EAST		19,226.00
08/05/2013	DVO NYANDO		8,200.00
08/05/2013	DVO KURIA WEST		600.00
08/05/2013	DVO MT ELGON		1,000.00
08/05/2013	DVO IGEMBE NORTH		5,000.00
08/05/2013	DVO TESO NORTH		1,000.00
08/05/2013	DVO CHEPALUNGU		1,000.00
08/05/2013	DVO CHEPALUNGU		5,100.00
09/05/2013	DVO BUNGOMA EAST		840.00
09/05/2013	EDWARD OBONYO		4,600.00
09/05/2013	DVO BUNGOMA EAST		1,200.00
09/05/2013	DVO BUNGOMA NORTH		5,000.00
09/05/2013	KIPWAMBOK		7,275.00
09/05/2013	DVO TANA DELTA		9,045.00
09/05/2013	AGENT DEPOSIT		5,200.00
09/05/2013	AGENT DEPOSIT		900.00
09/05/2013	DVO NANDI CENTRAL		2,640.00
09/05/2013	DVO BUNGOMA EAST		22,225.00
09/05/2013	DVO TIGANIA WEST		2,500.00
09/05/2013	DVO MUMIAS		800.00
09/05/2013	DVO EMBU		24,600.00
09/05/2013	DVO EMBU WEST		950.00
09/05/2013	BENJAMIN		7,625.00
09/05/2013	S.G. WANJIE		10,650.00
09/05/2013	S.G. WANJIE		1,000.00
10/05/2013	DVO KISII CENTRAL		1,800.00
10/05/2013	DVO MUTOMO		4,200.00
10/05/2013	DVO MUMIAS		500.00
10/05/2013	CAROLINE		2,200.00
10/05/2013	DVO MATUNGU		1,000.00

**MINISTRY OF AGRICULTURE, LIVESTOCK AND FISHERIES.
VETERINARY SERVICES DEVELOPMENT REVOLVING FUND**

10/05/2013	DVO MATUNGU		9,800.00
10/05/2013	DVO LAMU WEST		1,050.00
10/05/2013	DVO BAHARI		600.00
10/05/2013	DVO BAHARI		5,736.00
10/05/2013	DVO KISII CENTRAL		3,000.00
10/05/2013	DVO KIGUMO		1,200.00
10/05/2013	JANE WANGUI		14,940.00
10/05/2013	DVO KISII SOUTH		1,700.00
10/05/2013	DVO KISII SOUTH		200.00
10/05/2013	AGENT DEPOSIT		1,000.00
10/05/2013	DVO KERICHO		17,400.00
10/05/2013	DVO BARINGO CENTRAL		3,175.00
10/05/2013	DVO BURETI		5,000.00
10/05/2013	DVO BURETI		1,000.00
11/05/2013	DAVID KHAEMBA		13,679.00
11/05/2013	PETER MOTORO		2,000.00
11/05/2013	DVO NYAMIRA NORTH		3,910.00
11/05/2013	DVO BAHARI		2,800.00
13/05/2013	DVO MAGARINI		2,460.00
13/05/2013	DVO MUTOMO		12,700.00
13/05/2013	DVO KIMILILI BUNGOMA		100.00
13/05/2013	DVO KIMILILI BUNGOMA		200.00
13/05/2013	DVO KIMILILI BUNGOMA		500.00
13/05/2013	DVO KIMILILI BUNGOMA		3,500.00
13/05/2013	DVO BORABU		700.00
13/05/2013	DVO BORABU		3,775.00
13/05/2013	DVO MUMIAS		2,200.00
13/05/2013	DVO KISII CENTRAL		4,125.00
13/05/2013	S. NGUMBAO		2,480.00
13/05/2013	DVO KALOLENI		3,900.00
13/05/2013	DVO SAMIA		1,000.00
13/05/2013	DVO SAMIA		1,000.00
13/05/2013	DVO SAMIA		6,000.00

**MINISTRY OF AGRICULTURE, LIVESTOCK AND FISHERIES.
VETERINARY SERVICES DEVELOPMENT REVOLVING FUND**

13/05/2013	DVO RABAI		50,000.00
13/05/2013	DVO BURETI		2,500.00
13/05/2013	DVO BURETI		400.00
13/05/2013	DVO NYANDO		2,000.00
13/05/2013	DVO TRANSMARA WEST		2,000.00
13/05/2013	DVO BUNGOMA EAST		8,675.00
13/05/2013	DVO RABAI		33,200.00
13/05/2013	DVO BURETI		5,700.00
13/05/2013	DVO TRANSMARA WEST		1,300.00
13/05/2013	DVO TRANSMARA WEST		3,000.00
13/05/2013	DVO KAKAMEGA EAST		14,225.00
13/05/2013	DVO KAKAMEGA EAST		1,000.00
13/05/2013	DVO KAKAMEGA EAST		400.00
13/05/2013	DVO GANZE		2,840.00
13/05/2013	PIUS		500.00
13/05/2013	PIUS		5,700.00
13/05/2013	PIUS		500.00
13/05/2013	DVO SABATIA		400.00
13/05/2013	DVO SABATIA		600.00
13/05/2013	DVO SABATIA		700.00
13/05/2013	DVO SABATIA		1,100.00
13/05/2013	DVO SABATIA		2,364.00
14/05/2013	DVO RABAI		14,425.00
14/05/2013	DVO MATETE		12,590.00
14/05/2013	DVO MATETE		3,550.00
14/05/2013	DVO MATETE		100.00
14/05/2013	DVO KIGUMO		1,800.00
14/05/2013	DVO MALINDI		12,700.00
14/05/2013	DVO TANA DELTA		440.00
14/05/2013	DVO BAHARI		5,000.00
14/05/2013	DVO BUNGOMA EAST		1,020.00
14/05/2013	DVO BURETI		5,000.00
14/05/2013	DVO KIGUMO		300.00

**MINISTRY OF AGRICULTURE, LIVESTOCK AND FISHERIES.
VETERINARY SERVICES DEVELOPMENT REVOLVING FUND**

14/05/2013	DVO KEIYO SOUTH		1,740.00
14/05/2013	DVO KEIYO SOUTH		10,950.00
14/05/2013	DVO KEIYO SOUTH		1,000.00
14/05/2013	NDEREKO		3,000.00
14/05/2013	DVO BUTULA		10,000.00
14/05/2013	DVO BUNGOMA EAST		1,262.00
14/05/2013	DVO KISUMU EAST		150.00
14/05/2013	DVO KISUMU EAST		5,000.00
15/05/2013	DVO MUTUMO		3,950.00
15/05/2013	DVO KIMILILI BUNGOMA		2,600.00
15/05/2013	DVO KISUMU EAST		3,000.00
15/05/2013	DVO KISUMU EAST		14,500.00
15/05/2013	DVO MALINDI		700.00
15/05/2013	DVO NYANDO		1,000.00
15/05/2013	DVO KAKAMEGA EAST		1,000.00
15/05/2013	DVO NYAMIRA NORTH		3,555.00
15/05/2013	DVO KERICHO		2,000.00
15/05/2013	TRANSFER AT KAKAMEGA	626	26,275.00
15/05/2013	TIMOTHY NGOMBO		1,200.00
15/05/2013	DVO NYANDO		3,000.00
15/05/2013	DVO KISII CENTRAL		7,550.00
15/05/2013	DVO LAMU WEST		2,225.00
15/05/2013	DVO GILGIL		1,000.00
15/05/2013	DVO GILGIL		1,000.00
15/05/2013	DVO KISII CENTRAL		5,450.00
15/05/2013	DVO KISII CENTRAL		6,050.00
15/05/2013	DR. FAITH		650.00
15/05/2013	DR. FAITH		5,400.00
15/05/2013	DVO TESO NORTH		8,100.00
15/05/2013	AGENT DEPOSIT		860.00
16/05/2013	DVO SABATIA		1,200.00
16/05/2013	DVO SABATIA		250.00
16/05/2013	DVO SABATIA		2,420.00

**MINISTRY OF AGRICULTURE, LIVESTOCK AND FISHERIES.
VETERINARY SERVICES DEVELOPMENT REVOLVING FUND**

16/05/2013	VSDF BURETI		12,400.00
16/05/2013	VSDF BURETI		12,250.00
16/05/2013	JOHN		43,900.00
16/05/2013	DVO NANDI SOUTH		11,875.00
16/05/2013	DVO KIMILILI BUNGOMA		4,100.00
16/05/2013	DVO VOI		4,900.00
16/05/2013	DVO KIGUMO		800.00
16/05/2013	DVO KIGUMO		2,750.00
16/05/2013	DVO KIGUMO		540.00
17/05/2013	DVO MALINDI		7,850.00
17/05/2013	VSDF MT. ELGON		510.00
17/05/2013	CHILHEI		660.00
17/05/2013	DVO GILGIL		3,500.00
17/05/2013	DVO MBOONI		11,200.00
17/05/2013	ALEX		5,000.00
17/05/2013	ALEX		5,000.00
17/05/2013	DVO IGEMBE SOUTH		1,000.00
17/05/2013	DVO IGEMBE SOUTH		5,000.00
17/05/2013	DVO BARINGO CENTRAL		4,630.00
17/05/2013	DVO BARINGO CENTRAL		660.00
17/05/2013	TRANSFER AT ELDAMARAVINE	333	94,455.00
18/05/2013	DVO GANZE		2,940.00
18/05/2013	DVO GANZE		1,500.00
18/05/2013	DVO GANZE		50.00
18/05/2013	DVO VOI		2,100.00
18/05/2013	SHANGAO		5,400.00
18/05/2013	DVO SABATIA		3,321.00
18/05/2013	DVO KIGUMO		600.00
20/05/2013	DVO TANA DELTA		3,700.00
20/05/2013	DVO KIMILILI BUNGOMA		2,500.00
20/05/2013	DVO LIKUYANI		5,000.00
20/05/2013	DVO TESO NORTH		450.00
20/05/2013	NOEL		10,849.00

**MINISTRY OF AGRICULTURE, LIVESTOCK AND FISHERIES.
VETERINARY SERVICES DEVELOPMENT REVOLVING FUND**

20/05/2013	NOEL		2,800.00
20/05/2013	DVO MAGARINI		2,300.00
20/05/2013	DVO KIRINYANGA WEST		13,500.00
20/05/2013	DVO KERICHO		19,850.00
20/05/2013	DVO KALOENI		47,850.00
20/05/2013	DVO IGEMBE NORTH		5,000.00
20/05/2013	DVO TRANSMARA WEST		1,500.00
20/05/2013	DVO NYAMIRA NORTH		3,900.00
20/05/2013	NELSON		1,400.00
20/05/2013	NELSON		2,200.00
20/05/2013	NELSON		10,000.00
20/05/2013	DVO SIAYA		1,000.00
20/05/2013	DVO SIAYA		2,000.00
20/05/2013	DVO SIAYA		1,000.00
20/05/2013	DVO SIAYA		2,000.00
20/05/2013	DVO KISII SOUTH		4,000.00
20/05/2013	DVO KISII SOUTH		4,000.00
20/05/2013	DVO KISII SOUTH		1,000.00
20/05/2013	DVO KISII SOUTH		1,000.00
20/05/2013	DVO KISII SOUTH		1,000.00
20/05/2013	DVO KISII SOUTH		1,000.00
20/05/2013	CHEQUE DEPOSIT	112	437,165.00
21/05/2013	DVO MALINDI		12,400.00
21/05/2013	DVO KISUMU EAST		2,000.00
21/05/2013	DVO SAMIA		1,000.00
21/05/2013	DVO SAMIA		1,000.00
21/05/2013	AGENT DEPOSIT		1,800.00
21/05/2013	AGENT DEPOSIT		200.00
21/05/2013	JACKLINE		49,460.00
21/05/2013	DVO KERICHO		900.00
21/05/2013	DVO KERICHO		11,500.00
21/05/2013	DVO RABAI		28,000.00
21/05/2013	DVO KIGUMO		1,300.00

**MINISTRY OF AGRICULTURE, LIVESTOCK AND FISHERIES.
VETERINARY SERVICES DEVELOPMENT REVOLVING FUND**

21/05/2013	DVO GUCHA		6,000.00
21/05/2013	TRANFER AT KHNCH		6,500.00
21/05/2013	DVO CHEPALUNGU		5,000.00
21/05/2013	DVO CHEPALUNGU		2,250.00
21/05/2013	DVO SABATIA		3,480.00
21/05/2013	DVO KISUMU EAST		250.00
21/05/2013	DVO IGEMBE NORTH		3,000.00
22/05/2013	AGENT DEPOSIT		600.00
22/05/2013	DVO NYANDO		4,000.00
22/05/2013	DVO NYANDO		1,000.00
22/05/2013	DVO KISII CENTRAL		2,000.00
22/05/2013	DVO RARIEDA		5,000.00
22/05/2013	DVO TIGANIA EAST		1,250.00
22/05/2013	DVO TIGANIA EAST		1,100.00
22/05/2013	DVO TIGANIA EAST		3,000.00
22/05/2013	DVO BUSIA		3,600.00
22/05/2013	DVO EMBU WEST		4,125.00
22/05/2013	TRANSFER AT NAKURU	348	27,590.00
23/05/2013	DVO EMUHAYA		250.00
23/05/2013	DVO IKUTHA		5,150.00
23/05/2013	PATRICK		500.00
23/05/2013	DVO KISUMU EAST		16,402.00
23/05/2013	DVO KISUMU EAST		4,000.00
23/05/2013	DVO SABATIA		3,249.00
23/05/2013	RONALD		2,500.00
23/05/2013	CHEQUE DEPOSIT	125	211,440.00
23/05/2013	DVO EMUHAYA		350.00
23/05/2013	TRANSFER AT NAKURU	632	99,863.00
23/05/2013	DVO KEIYO NORTH		400.00
23/05/2013	DVO NANDI SOUTH		11,675.00
23/05/2013	DVO KIMILILI BUNGOMA		720.00
23/05/2013	DVO KIMILILI BUNGOMA		2,000.00
23/05/2013	DVO IGEMBE NORTH		3,000.00

**MINISTRY OF AGRICULTURE, LIVESTOCK AND FISHERIES.
VETERINARY SERVICES DEVELOPMENT REVOLVING FUND**

23/05/2013	DVO KIGUMO		1,200.00
23/05/2013	DVO KISII SOUTH		800.00
23/05/2013	DVO BORABU		1,500.00
24/05/2013	DVO MARANI		8,350.00
24/05/2013	G MUKUSI		400.00
24/05/2013	DVO MATUNGU		1,000.00
24/05/2013	DVO MOYALE		3,700.00
24/05/2013	DVO KIMILILI BUNGOMA		1,400.00
24/05/2013	DVO KIMILILI BUNGOMA		100.00
24/05/2013	DVO KENYENYA		6,850.00
24/05/2013	DVO BUNGOMA EAST		1,200.00
24/05/2013	DVO SABATIA		4,200.00
24/05/2013	MARY		13,705.00
24/05/2013	MARY		12,955.00
24/05/2013	MARY		12,300.00
24/05/2013	DVO BARINGO CENTRAL		5,280.00
24/05/2013	PAUL		10,000.00
24/05/2013	DVO EMUHAYA		300.00
24/05/2013	DVO EMUHAYA		2,100.00
24/05/2013	DVO KIGUMO		800.00
24/05/2013	DVO KISII CENTRAL		1,900.00
24/05/2013	DVO KEIYO		920.00
25/05/2013	VET. SERVICES		3,000.00
25/05/2013	JANE		5,000.00
27/05/2013	DVO SABATIA		3,400.00
27/05/2013	DVO BUTERE		4,300.00
27/05/2013	DVO BUTERE		4,000.00
27/05/2013	DVO KIMILILI BUNGOMA		7,600.00
27/05/2013	DVO MUTOMO		8,400.00
27/05/2013	ELIUD		700.00
27/05/2013	ELIUD		2,000.00
27/05/2013	DVO MARANI		4,350.00
27/05/2013	S. NGUMBAO		1,080.00

**MINISTRY OF AGRICULTURE, LIVESTOCK AND FISHERIES.
VETERINARY SERVICES DEVELOPMENT REVOLVING FUND**

27/05/2013	DVO KEIYO NORTH		1,240.00
27/05/2013	DVO KEIYO NORTH		2,075.00
27/05/2013	DVO NANDI CENTRAL		7,995.00
27/05/2013	DVO KALOLENI		31,250.00
27/05/2013	DVO KIGUMO		5,000.00
27/05/2013	DVO RARIEDA		5,000.00
27/05/2013	DVO KEIYO NORTH		13,975.00
27/05/2013	DVO KEIYO NORTH		5,000.00
27/05/2013	DVO KEIYO SOUTH		3,210.00
27/05/2013	DVO KEIYO SOUTH		150.00
27/05/2013	DVO SAMIA		1,000.00
27/05/2013	DVO SAMIA		1,000.00
27/05/2013	DVO SAMIA		1,000.00
27/05/2013	DVO TANA RIVER		9,600.00
27/05/2013	DVO NYANDO		2,000.00
28/05/2013	DVO LIKUYANI		8,610.00
28/05/2013	DVO TESO NORTH		1,800.00
28/05/2013	DVO MALINDI		12,700.00
28/05/2013	DVO LAMU WEST		1,400.00
28/05/2013	DVO HAMISI		200.00
28/05/2013	DVO KURIA WEST		400.00
28/05/2013	DVO KURIA WEST		6,700.00
28/05/2013	DVO KURIA WEST		6,700.00
28/05/2013	DVO KURIA WEST		6,800.00
28/05/2013	DVO KURIA WEST		24,075.00
28/05/2013	DVO KIGUMO		1,700.00
28/05/2013	DVO MATUNGU		1,000.00
28/05/2013	DVO NANDI CENTRAL		2,535.00
28/05/2013	DVO RABAI		29,000.00
28/05/2013	DVO RABAI		1,145.00
28/05/2013	DVO TESO NORTH		3,600.00
28/05/2013	DVO TESO NORTH		1,100.00
28/05/2013	DVO TESO NORTH		1,000.00

**MINISTRY OF AGRICULTURE, LIVESTOCK AND FISHERIES.
VETERINARY SERVICES DEVELOPMENT REVOLVING FUND**

28/05/2013	DVO TESO NORTH		1,000.00
28/05/2013	DVO KEIYO		12,000.00
28/05/2013	DVO KEIYO		3,560.00
29/05/2013	DVO KEIYO NORTH		2,000.00
29/05/2013	DVO KEIYO NORTH		3,625.00
29/05/2013	DVO TAITA		680.00
29/05/2013	DVO KERICHO		10,950.00
29/05/2013	DVO TRANSMARA WEST		1,500.00
29/05/2013	EDWARD		7,500.00
29/05/2013	DVO EMUHAYA		24,244.00
29/05/2013	DVO EMUHAYA		1,050.00
29/05/2013	KIBET		6,700.00
29/05/2013	DVO NYANDO		3,500.00
29/05/2013	TRANSFER AT ELD	126	24,625.00
29/05/2013	DVO BURETI		4,950.00
29/05/2013	HAMAR		11,090.00
29/05/2013	PAUL		7,000.00
30/05/2013	PAUL		2,000.00
30/05/2013	DVO SABATIA		1,590.00
30/05/2013	DVO MOYALE		11,685.00
30/05/2013	DVO SAMBURU CENTRAL		4,500.00
30/05/2013	TOM		7,350.00
30/05/2013	DVO IGEMBE SOUTH		42,000.00
30/05/2013	DVO TIGANIA WEST		29,400.00
30/05/2013	AGENT DEPOSIT		4,300.00
30/05/2013	LUMUNYASI		9,000.00
30/05/2013	DVO BAHARI		320.00
31/05/2013	KITINA		28,375.00
31/05/2013	DVO KISII CENTRAL		1,050.00
31/05/2013	DVO KIMILILI BUNGOMA		300.00
31/05/2013	DVO KIMILILI BUNGOMA		700.00
31/05/2013	DVO KIMILILI BUNGOMA		200.00
31/05/2013	DVO NYANDO		6,000.00

**MINISTRY OF AGRICULTURE, LIVESTOCK AND FISHERIES.
VETERINARY SERVICES DEVELOPMENT REVOLVING FUND**

31/05/2013	AGENT DEPOSIT		2,000.00
31/05/2013	DVO KISUMU EAST		16,440.00
31/05/2013	DVO EMBU WEST		11,820.00
31/05/2013	DVO KISUMU EAST		3,000.00
31/05/2013	DVO VOI		4,475.00
31/05/2013	DVO VOI		400.00
31/05/2013	AGENT DEPOSIT		220.00
31/05/2013	AGENT DEPOSIT		200.00
31/05/2013	DVO KALOENI		5,220.00
31/05/2013	CHEQUE DEPOSIT	123	38,600.00
31/05/2013	DVO TURKANA CENTRAL		11,800.00
31/05/2013	DVO KIRINYANGA WEST		18,195.00
31/05/2013	DVO 3150		2,420.00
31/05/2013	TRANSFER AT KAKAMEGA		34,525.00
31/05/2013	BURETI		3,250.00
31/05/2013	DVO MAGARINI		14,500.00
31/05/2013	DVO MAGARINI		500.00
31/05/2013	DVO BARINGO CENTRAL		2,500.00
31/05/2013	DVO EMUHAYA		11,880.00
31/05/2013	DVO BARINGO CENTRAL		5,405.00
31/05/2013	DVO TIGANIA WEST		2,000.00
31/05/2013	DVO TIGANIA WEST		17,600.00
31/05/2013	INSPECTION FEE		1,525.00
31/05/2013	DVO IGEMBE NORTH		11,700.00
31/05/2013	KIPWAMBOK		9,585.00
31/05/2013	DVO SUBUKIA		2,700.00
31/05/2013	DVO SUBUKIA		3,000.00
31/05/2013	DVO SUBUKIA		100.00
31/05/2013	DVO SUBUKIA		650.00
31/05/2013	DVO KISII CENTRAL		1,250.00
31/05/2013	JOSEPH		500.00
31/05/2013	DVO TANA DELTA		5,225.00
31/05/2013	DVO LAMU WEST		5,000.00

**MINISTRY OF AGRICULTURE, LIVESTOCK AND FISHERIES.
VETERINARY SERVICES DEVELOPMENT REVOLVING FUND**

31/05/2013	DVO EMUHAYA	4,200.00
03/06/2013	DVO NANDI	16,250.00
03/06/2013	DVO GANZE	600.00
03/06/2013	DVO GANZE	650.00
03/06/2013	DVO EMBU WEST	3,010.00
03/06/2013	MARTHA NZOMO	17,175.00
03/06/2013	DVO KIMILILI BUNGOMA	2,180.00
03/06/2013	DVO KIMILILI BUNGOMA	1,100.00
03/06/2013	CHARLES WERE	2,955.00
03/06/2013	DVO TAITA	1,875.00
03/06/2013	DVO TAITA	360.00
03/06/2013	DVO KISII CENTRAL	5,850.00
03/06/2013	AGENT DEPOSIT	4,950.00
03/06/2013	AGENT DEPOSIT	500.00
03/06/2013	AGENT DEPOSIT	900.00
03/06/2013	AGENT DEPOSIT	1,000.00
03/06/2013	DVO BUNGOMA EAST	13,325.00
03/06/2013	DVO KALOENI	80,000.00
03/06/2013	WAMUKEKE	1,890.00
03/06/2013	WAMUKEKE	3,180.00
03/06/2013	DVO NYAKACH	2,400.00
03/06/2013	DVO NYERI SOUTH	340.00
03/06/2013	DVO KAKAMEGA EAST	1,000.00
03/06/2013	DVO KAKAMEGA EAST	20,600.00
03/06/2013	DVO KAKAMEGA EAST	700.00
03/06/2013	DVO EMBU WEST	7,900.00
03/06/2013	DVO KIGUMO	3,000.00
03/06/2013	DVO KIGUMO	3,840.00
03/06/2013	DVO KIGUMO	400.00
03/06/2013	DVO BAHARI	21,280.00
03/06/2013	DVO RABAI	44,225.00
03/06/2013	T OMBASO	6,000.00
03/06/2013	DVO KIGUMO	2,600.00

**MINISTRY OF AGRICULTURE, LIVESTOCK AND FISHERIES.
VETERINARY SERVICES DEVELOPMENT REVOLVING FUND**

03/06/2013	DVO SUBUKIA		220.00
03/06/2013	DVO SUBUKIA		360.00
03/06/2013	DVO SUBUKIA		260.00
03/06/2013	DVO SUBUKIA		5,400.00
03/06/2013	DVO SUBUKIA		8,440.00
03/06/2013	DVO SUBUKIA		100.00
03/06/2013	DVO SUBUKIA		550.00
03/06/2013	DVO SUBUKIA		440.00
03/06/2013	DVO KISII CENTRAL		4,000.00
03/06/2013	DVO TAITA		7,000.00
03/06/2013	DVO KAKAMEGA EAST		1,000.00
03/06/2013	DVO KAKAMEGA EAST		3,000.00
03/06/2013	DVO KAKAMEGA MI		11,000.00
03/06/2013	SHANGAYU		9,000.00
04/06/2013	OROJE		2,320.00
04/06/2013	DVO BUTERE		5,000.00
04/06/2013	DVO BUTERE		2,000.00
04/06/2013	DVO KURIA WEST		500.00
04/06/2013	TEKIN BUTAKI		480.00
04/06/2013	TEKIN BUTAKI		4,475.00
04/06/2013	TEKIN BUTAKI		400.00
04/06/2013	TEKIN BUTAKI		1,900.00
04/06/2013	OMUSUNGU		5,000.00
04/06/2013	OMUSUNGU		5,000.00
04/06/2013	DVO BARINGO CENTRAL		1,850.00
04/06/2013	DVO LIKUYANI		5,000.00
04/06/2013	DVO TESO NORTH		2,800.00
04/06/2013	DVO BAHARI		6,284.00
04/06/2013	DVO MALINDI		10,575.00
04/06/2013	DVO TESO NORTH		1,000.00
04/06/2013	MARUTI		7,635.00
04/06/2013	DVO TESO SOUTH		5,515.00
04/06/2013	DVO 3150		400.00

**MINISTRY OF AGRICULTURE, LIVESTOCK AND FISHERIES.
VETERINARY SERVICES DEVELOPMENT REVOLVING FUND**

04/06/2013	DVO GILGIL		1,000.00
04/06/2013	DVO GILGIL		1,000.00
04/06/2013	DVO GILGIL		1,000.00
04/06/2013	DVO MUMIAS		43,850.00
04/06/2013	DVO MUMIAS		2,300.00
04/06/2013	DVO GILGIL		3,575.00
04/06/2013	DVO MT ELGON		1,000.00
04/06/2013	DVO NYANDARUA CENTRAL		26,300.00
04/06/2013	DVO MATUNGU		7,850.00
04/06/2013	DVO TAITA		1,175.00
04/06/2013	KENNEDY		3,200.00
04/06/2013	DVO 9050		4,200.00
04/06/2013	DVO 9050		15,500.00
04/06/2013	DVO TAITA		400.00
04/06/2013	DVO TAITA		1,500.00
04/06/2013	DVO TAITA		300.00
04/06/2013	DVO TAITA		2,775.00
04/06/2013	DVO KERICHO		6,975.00
04/06/2013	GG MWANGI		2,600.00
04/06/2013	DVO BARINGO CENTRAL		460.00
04/06/2013	SELF		2,225.00
04/06/2013	E MUTAMBAA		1,300.00
04/06/2013	DVO KERICHO		19,995.00
04/06/2013	DVO CHEPALUNGU		200.00
04/06/2013	DVO CHEPALUNGU		1,500.00
04/06/2013	DVO CHEPALUNGU		1,000.00
04/06/2013	DVO CHEPALUNGU		2,400.00
04/06/2013	DVO TESO NORTH		5,000.00
04/06/2013	DVO CHEPALUNGU		1,500.00
04/06/2013	DVO TESO NORTH		4,000.00
04/06/2013	AGENT DEPOSIT		600.00
04/06/2013	BENJAMIN		7,800.00
04/06/2013	AGENT DEPOSIT		4,000.00

**MINISTRY OF AGRICULTURE, LIVESTOCK AND FISHERIES.
VETERINARY SERVICES DEVELOPMENT REVOLVING FUND**

04/06/2013	MASENO		4,000.00
04/06/2013	DVO BAHARI		4,680.00
04/06/2013	DVO KIGUMO		3,000.00
04/06/2013	DVO KIGUMO		500.00
04/06/2013	DVO KISUMU EAST		350.00
04/06/2013	DVO KERICHO		12,900.00
04/06/2013	CODE 7630		3,300.00
04/06/2013	CODE 7630		140.00
04/06/2013	DVO EMBU WEST		3,150.00
04/06/2013	DVO MIGORI		1,000.00
05/06/2013	DVO LAMU WEST		2,025.00
05/06/2013	DVO MATUNGU		8,000.00
05/06/2013	DVO MATUNGU		1,000.00
05/06/2013	DVO KIGUMO		60.00
05/06/2013	LUCY MWANGANGI		1,500.00
05/06/2013	SAMIA DVO		7,760.00
05/06/2013	SAMIA DVO		5,000.00
05/06/2013	SAMIA DVO		5,000.00
05/06/2013	SAMIA DVO		1,000.00
05/06/2013	SAMIA DVO		100.00
05/06/2013	DVO BUSIA		1,600.00
05/06/2013	DVO BUSIA		750.00
05/06/2013	DVO BUSIA		1,500.00
05/06/2013	DVO IGEMBE SOUTH		300.00
05/06/2013	RONARLD		1,000.00
05/06/2013	DVO TRANSMARA WEST		400.00
05/06/2013	GN NJOROGE		8,715.00
05/06/2013	J SANDI		7,000.00
05/06/2013	DVO GILGIL		1,000.00
05/06/2013	DVO GILGIL		1,000.00
05/06/2013	DVO GILGIL		5,475.00
05/06/2013	DVO IGEMBE SOUTH		1,000.00
05/06/2013	DVO TURKANA SOUTH		3,000.00

**MINISTRY OF AGRICULTURE, LIVESTOCK AND FISHERIES.
VETERINARY SERVICES DEVELOPMENT REVOLVING FUND**

05/06/2013	MARY WAMALWA		3,800.00
05/06/2013	DVO KAKAMEGA SOUTH		200.00
05/06/2013	DVO KHWISERO		4,000.00
05/06/2013	DVO KHWISERO		3,440.00
05/06/2013	DVO KHWISERO		1,000.00
05/06/2013	DVO KHWISERO		4,800.00
05/06/2013	DVO KHWISERO		5,000.00
05/06/2013	DVO NYANDO		2,000.00
05/06/2013	DVO NYANDO		1,000.00
05/06/2013	DVO KENYENYA		1,500.00
05/06/2013	DVO KENYENYA		620.00
05/06/2013	DVO BAHARI		7,680.00
05/06/2013	DVO NANDI CENTRAL		8,105.00
05/06/2013	DVO RARIEDA		8,800.00
05/06/2013	DVO RARIEDA		2,200.00
05/06/2013	DVO BUNYALA		10,125.00
05/06/2013	DVO VOI		600.00
05/06/2013	DVO CHEPALUNGU		5,200.00
05/06/2013	DVO CHEPALUNGU		5,000.00
05/06/2013	DVO CHEPALUNGU		3,100.00
05/06/2013	DVO CHEPALUNGU		1,000.00
05/06/2013	DVO CHEPALUNGU		300.00
05/06/2013	DVO CHEPALUNGU		1,000.00
05/06/2013	DVO CHEPALUNGU		500.00
05/06/2013	DVO CHEPALUNGU		100.00
06/06/2013	DVO IKUTHA		6,275.00
06/06/2013	DVO TAITA		1,500.00
06/06/2013	DVO EMBU WEST		19,500.00
06/06/2013	DVO TANA NORTH		2,575.00
06/06/2013	DVO TESO NORTH		1,000.00
06/06/2013	DVO TESO NORTH		1,000.00
06/06/2013	DVO TESO NORTH		3,200.00
06/06/2013	DVO TESO NORTH		3,000.00

**MINISTRY OF AGRICULTURE, LIVESTOCK AND FISHERIES.
VETERINARY SERVICES DEVELOPMENT REVOLVING FUND**

06/06/2013	DVO SAMETA		4,500.00
06/06/2013	JOHN ORANGO		1,000.00
06/06/2013	DVO MAGARINI		2,650.00
06/06/2013	DVO GILGIL		3,600.00
06/06/2013	DVO GILGIL		1,000.00
06/06/2013	DVO GILGIL		1,000.00
06/06/2013	DVO EMBU WEST		2,535.00
06/06/2013	TRANSFER AT NAKURU		28,025.00
06/06/2013	DVO NYAMIRA		3,000.00
06/06/2013	DVO BUNGOMA EAST		19,825.00
06/06/2013	DVO KISII CENTRAL		6,000.00
06/06/2013	DVO TESO SOUTH		800.00
06/06/2013	DVO TESO SOUTH		5,675.00
06/06/2013	DVO TESO SOUTH		2,400.00
06/06/2013	DVO TESO SOUTH		1,000.00
06/06/2013	DVO KERICHO		2,880.00
06/06/2013	DVO TESO SOUTH		80.00
06/06/2013	DVO KERICHO		3,300.00
06/06/2013	DVO KISUMU EAST		5,000.00
06/06/2013	DVO KISUMU EAST		38,700.00
07/06/2013	DVO KINANGO		20,200.00
07/06/2013	DVO MOYALE		4,700.00
07/06/2013	DVO KALO LENI		9,200.00
07/06/2013	DVO MASABA		500.00
07/06/2013	DVO MASABA		1,700.00
07/06/2013	DVO VOI		5,000.00
07/06/2013	DVO MATUNGU		1,000.00
07/06/2013	DVO MATUNGU		3,000.00
07/06/2013	DVO NANDI CENTRAL		9,025.00
07/06/2013	DVO BUTULA		18,650.00
07/06/2013	DVO IGEMBE SOUTH		6,000.00
07/06/2013	DVO IGEMBE SOUTH		1,000.00
07/06/2013	DVO SAMIA		8,100.00

**MINISTRY OF AGRICULTURE, LIVESTOCK AND FISHERIES.
VETERINARY SERVICES DEVELOPMENT REVOLVING FUND**

07/06/2013	DVO SAMIA		1,000.00
07/06/2013	DVO BUSIA		11,500.00
07/06/2013	DVO SAMIA		100.00
07/06/2013	DVO SAMIA		1,320.00
07/06/2013	WYCLEFFE		11,550.00
07/06/2013	CHEQUE DEPOSIT	126	219,065.00
07/06/2013	DVO EMBU WEST		19,550.00
07/06/2013	DVO KIGUMO		1,200.00
07/06/2013	DVO IGEMBE NORTH		4,000.00
07/06/2013	DVO BAHARI		1,480.00
07/06/2013	JANE WANGUI		19,410.00
07/06/2013	DVO MANGA		3,850.00
07/06/2013	DVO MANGA		3,800.00
07/06/2013	DVO BUNGOMA EAST		1,500.00
07/06/2013	DVO BUNGOMA EAST		960.00
07/06/2013	DVO NABALE		15,025.00
07/06/2013	DVO IGEMBE SOUTH		3,725.00
07/06/2013	DVO IGEMBE SOUTH		600.00
07/06/2013	DVO BUNGOMA WEST		1,000.00
08/06/2013	DVO BURETI		14,865.00
08/06/2013	DVO SABATIA		3,400.00
08/06/2013	DVO SABATIA		1,980.00
08/06/2013	DVO SABATIA		350.00
08/06/2013	DVO SABATIA		1,750.00
08/06/2013	DVO SABATIA		1,000.00
08/06/2013	DVO SABATIA		200.00
08/06/2013	DVO MUTOMO		5,000.00
08/06/2013	DVO MUTOMO		4,910.00
10/06/2013	AGENT DEPOSIT		1,700.00
10/06/2013	DVO BAHARI		5,000.00
10/06/2013	AGENT DEPOSIT		200.00
10/06/2013	DVO MATETE		12,350.00
10/06/2013	DVO MATETE		4,050.00

**MINISTRY OF AGRICULTURE, LIVESTOCK AND FISHERIES.
VETERINARY SERVICES DEVELOPMENT REVOLVING FUND**

10/06/2013	DVO MATETE		3,600.00
10/06/2013	DVO MATETE		1,000.00
10/06/2013	DVO MALINDI		11,000.00
10/06/2013	NJAU THUO		7,625.00
10/06/2013	NJAU THUO		7,600.00
10/06/2013	NJAU THUO		7,745.00
10/06/2013	PATRICIA		5,000.00
10/06/2013	DVO IGEMBE		950.00
10/06/2013	DVO KISII CENTRAL		3,200.00
10/06/2013	DVO MATUNGU		4,500.00
10/06/2013	DVO MATUNGU		5,000.00
10/06/2013	DVO BURETI		400.00
10/06/2013	DVO BURETI		3,000.00
10/06/2013	DVO NYANDO		4,850.00
10/06/2013	DVO IGEMBE SOUTH		8,500.00
10/06/2013	DVO NYANDO		1,000.00
10/06/2013	DVO IGEMBE		2,000.00
10/06/2013	DVO IGEMBE		600.00
10/06/2013	DVO NYAMIRA		10,150.00
10/06/2013	FLORIDA		3,450.00
10/06/2013	FLORIDA		1,000.00
10/06/2013	FLORIDA		5,000.00
10/06/2013	DVO KIMILILI BUNGOMA		4,000.00
10/06/2013	DVO KIMILILI BUNGOMA		775.00
10/06/2013	DVO KIMILILI BUNGOMA		1,100.00
10/06/2013	DVO KALOENI		27,700.00
10/06/2013	DVO KWALE		12,670.00
10/06/2013	DVO MALINDI		14,050.00
10/06/2013	DVO KISIMU EAST		19,944.00
10/06/2013	DVO KISUMU EAST		3,000.00
10/06/2013	DVO MAGARINI		2,270.00
10/06/2013	DVO KIGUMO		1,400.00
10/06/2013	DVO EMBU WEST		460.00

**MINISTRY OF AGRICULTURE, LIVESTOCK AND FISHERIES.
VETERINARY SERVICES DEVELOPMENT REVOLVING FUND**

10/06/2013	DVO KISUMU EAST		350.00
10/06/2013	DVO KISUMU EAST		1,500.00
10/06/2013	DVO KISUMU EAST		500.00
10/06/2013	DVO NAMBALE		8,700.00
10/06/2013	PIUS		500.00
10/06/2013	PIUS		5,600.00
10/06/2013	PIUS		200.00
11/06/2013	DVO BAHARI		400.00
11/06/2013	DVO BORABU		4,075.00
11/06/2013	DVO BORABU		500.00
11/06/2013	STELLA		15,575.00
11/06/2013	DVO GILGIL		20,275.00
11/06/2013	DVO NYAKACH		2,500.00
11/06/2013	CHEQUE DEPOSIT	19693	107,756.00
11/06/2013	DVO KISII		1,650.00
11/06/2013	DVO MUMIAS		3,550.00
11/06/2013	DVO NYAMIRA		15,150.00
11/06/2013	DVO MASABA NORTH		1,000.00
11/06/2013	DVO MASABA NORTH		2,700.00
11/06/2013	DVO MASABA NORTH		2,875.00
11/06/2013	MARY		17,900.00
11/06/2013	DVO KENYENYA		6,250.00
11/06/2013	DVO KENYENYA		6,250.00
11/06/2013	DVO BURETI		7,175.00
11/06/2013	DVO 7570		1,580.00
11/06/2013	DVO KISUMU EAST		700.00
11/06/2013	DVO KISUMU EAST		40.00
11/06/2013	JAMES		3,500.00
11/06/2013	M K CHEROP		3,700.00
12/06/2013	AGENT DEPOSIT		1,000.00
12/06/2013	DVO NDHIWA		3,000.00
12/06/2013	DVO NDHIWA		6,800.00
12/06/2013	DVO NDHIWA		5,000.00

**MINISTRY OF AGRICULTURE, LIVESTOCK AND FISHERIES.
VETERINARY SERVICES DEVELOPMENT REVOLVING FUND**

12/06/2013	DVO SABATIA		900.00
12/06/2013	DVO NDHIWA		4,900.00
12/06/2013	DVO SABATIA		270.00
12/06/2013	DVO SABATIA		2,100.00
12/06/2013	DVO MALINDI		5,000.00
12/06/2013	DVO BUTULA		3,000.00
12/06/2013	DVO RABAI		1,000.00
12/06/2013	T ORORO		5,000.00
12/06/2013	DVO MASABA SOUTH		4,000.00
12/06/2013	DVO KHWISERO		4,050.00
12/06/2013	DVO KHWISERO		4,200.00
12/06/2013	DVO BUSIA		2,000.00
12/06/2013	DVO BUSIA		32,040.00
12/06/2013	SHANGAYU		9,425.00
12/06/2013	SHANGAYU		4,200.00
12/06/2013	DVO LAMU WEST		2,545.00
12/06/2013	DVO VOI		20,950.00
12/06/2013	DVO IGEMBE SOUTH		2,000.00
12/06/2013	DVO IGEMBE SOUTH		5,600.00
12/06/2013	DVO IGEMBE NORTH		6,500.00
12/06/2013	DVO IGEMBE NORTH		5,000.00
12/06/2013	CHEQUE DEPOSIT	126	80,400.00
12/06/2013	DONALD		4,675.00
12/06/2013	S G WAJII		1,000.00
12/06/2013	SG WAJII		11,000.00
12/06/2013	DVO KERICHO		12,700.00
12/06/2013	DVO RARIEDA		400.00
12/06/2013	DVO RARIEDA		500.00
12/06/2013	DVO KEIYO		2,850.00
12/06/2013	DVO KEIYO		5,450.00
12/06/2013	HENRY		1,700.00
12/06/2013	DVO KIGUMO		700.00
12/06/2013	BENSON		18,370.00

**MINISTRY OF AGRICULTURE, LIVESTOCK AND FISHERIES.
VETERINARY SERVICES DEVELOPMENT REVOLVING FUND**

12/06/2013	RICHARD		6,400.00
12/06/2013	RICHARD		1,040.00
12/06/2013	DVO NYAMIRA		2,500.00
12/06/2013	DVO KEIYO		2,000.00
13/06/2013	DVO MUTOMO		5,750.00
13/06/2013	DVO BARINGO NORTH		36,860.00
13/06/2013	DANIEL		8,200.00
13/06/2013	DVO MUHORONI		15,425.00
13/06/2013	J N MURATI		2,650.00
13/06/2013	RICHARD		2,000.00
13/06/2013	DVO KALOLENI		19,900.00
13/06/2013	DVO IGEMBE SOUTH		1,000.00
13/06/2013	DVO IGEMBE SOUTH		5,000.00
13/06/2013	DVO MATETE		4,100.00
13/06/2013	N OLOO		16,465.00
13/06/2013	DVO KERICHO		16,000.00
13/06/2013	DVO KINANGO		26,975.00
13/06/2013	DVO BUNGOMA SOUTH		9,100.00
13/06/2013	SAMUEL		2,200.00
13/06/2013	DVO BUNGOMA SOUTH		8,000.00
13/06/2013	HENRY		3,600.00
13/06/2013	DVO NYANDARUA CENTRAL		78,950.00
14/06/2013	CHEQUE DEPOSIT	129	29,765.00
14/06/2013	DVO 9060		2,500.00
14/06/2013	DVO 9060		17,000.00
14/06/2013	DVO 9050		10,500.00
14/06/2013	PATRICK		1,200.00
14/06/2013	PATRICK		1,600.00
14/06/2013	PATRICK		100.00
14/06/2013	DVO KIGUMO		700.00
14/06/2013	DVO RARIEDA		5,000.00
14/06/2013	FRANSISCA		14,000.00
14/06/2013	FRANSISCA		56,150.00

**MINISTRY OF AGRICULTURE, LIVESTOCK AND FISHERIES.
VETERINARY SERVICES DEVELOPMENT REVOLVING FUND**

14/06/2013	DVO RABAI		23,475.00
14/06/2013	DVO BARINGO CENTRAL		7,355.00
14/06/2013	CHEQUE DEPOSIT	175	57,535.00
14/06/2013	DVO KAKAMEGA EAST		16,625.00
14/06/2013	DVO NYERI SOUTH		2,900.00
14/06/2013	DVO IGEMBE SOUTH		200.00
14/06/2013	DVO IGEMBE SOUTH		3,825.00
14/06/2013	PAYMENT		21,000.00
15/06/2013	DVO SABATIA		2,024.00
15/06/2013	JOHN		26,170.00
15/06/2013	DVO BUNGOMA NORTH		27,000.00
15/06/2013	MARY		13,225.00
15/06/2013	MARY		14,345.00
15/06/2013	OMOLO		3,050.00
15/06/2013	DVO HAMISI		520.00
15/06/2013	DVO HAMISI		3,000.00
17/06/2013	DVO KINANGO		32,000.00
17/06/2013	TRANSFER AT LIMURU		1,825,945.00
17/06/2013	DVO KERICHO		18,600.00
17/06/2013	DVO BUMULA		15,500.00
17/06/2013	DVO SABATIA		400.00
17/06/2013	DVO SABATIA		300.00
17/06/2013	DVO VOI		5,000.00
17/06/2013	DVO LAMU		3,000.00
17/06/2013	DVO KIRINYAGA WEST		11,050.00
17/06/2013	INWARD SWIFT		279,052.80
17/06/2013	DVO TIGANIA		1,000.00
17/06/2013	DVO TAITA		500.00
17/06/2013	DVO TAITA		100.00
17/06/2013	DVO TAITA		100.00
17/06/2013	REVENUE		1,300.00
17/06/2013	DVO CHEPALUNGU		1,500.00
17/06/2013	DVO KIGUMO		2,850.00

**MINISTRY OF AGRICULTURE, LIVESTOCK AND FISHERIES.
VETERINARY SERVICES DEVELOPMENT REVOLVING FUND**

17/06/2013	DVO KIGUMO		540.00
17/06/2013	DVO BELGUT		4,200.00
17/06/2013	DVO TRANSMARA WEST		4,000.00
17/06/2013	DVO TESO NORTH		1,000.00
17/06/2013	DVO GITHUNGURI		10,800.00
17/06/2013	MERESA		22,000.00
17/06/2013	MERESA		8,000.00
17/06/2013	DVO VOI		100.00
17/06/2013	DVO KISUMU EAST		13,340.00
17/06/2013	DVO KISUMU EAST		3,000.00
17/06/2013	AT DPC		3,000.00
18/06/2013	DVO MALINDI		12,475.00
18/06/2013	DVO KIGUMO		1,400.00
18/06/2013	DVO MATUNGU		1,000.00
18/06/2013	CHEQUE DEPOSIT	247	32,340.00
18/06/2013	DVO KERICHO		3,650.00
18/06/2013	NGONG VET		123,200.00
18/06/2013	ALEX		3,000.00
18/06/2013	ALEX		5,000.00
18/06/2013	ALEX		400.00
18/06/2013	DVO NYAMIRA NORTH		3,520.00
18/06/2013	DVO SAMIA		6,000.00
18/06/2013	DVO SAMIA		1,000.00
18/06/2013	DVO SAMIA		1,000.00
18/06/2013	DVO SAMIA		1,000.00
18/06/2013	DVO SAMIA		1,000.00
18/06/2013	DVO SAMIA		5,000.00
18/06/2013	DVO BUSIA		100.00
18/06/2013	DVO BUSIA		1,100.00
18/06/2013	MEAT INSPECTION		35,025.00
18/06/2013	NAFTALI		4,000.00
18/06/2013	DVO 9180		1,100.00
18/06/2013	DVO 9180		2,100.00

**MINISTRY OF AGRICULTURE, LIVESTOCK AND FISHERIES.
VETERINARY SERVICES DEVELOPMENT REVOLVING FUND**

18/06/2013	CHEQUE DEPOSIT	30	38,550.00
18/06/2013	CHEQUE DEPOSIT	634	66,675.00
18/06/2013	DVO KISII CENTRAL		9,225.00
18/06/2013	DVO NYAKACH		1,900.00
18/06/2013	DVO MUHORONI		500.00
18/06/2013	DVO KISII CENTRAL		7,050.00
18/06/2013	DVO NYANDO		1,700.00
18/06/2013	DVO KISII CENTRAL		7,225.00
18/06/2013	DVO KISII CENTRAL		7,975.00
18/06/2013	DVO KISII CENTRAL		9,775.00
18/06/2013	DR NYAMWEYA		2,000.00
18/06/2013	DVO BAHARI		2,200.00
18/06/2013	DVO SBU		9,000.00
18/06/2013	AT DPC		7,000.00
18/06/2013	DVO KWALE		9,850.00
18/06/2013	TRANSFER AT NAKURU	349	51,620.00
18/06/2013	REBECCA		28,370.00
18/06/2013	HASSAN		3,000.00
18/06/2013	DVO NANDI SOUTH		18,100.00
18/06/2013	DVO KIMILILI		10,168.00
18/06/2013	AT DPC		1,290.00
19/06/2013	DVO BUTERE		4,000.00
19/06/2013	DVO MUTOMO		37,000.00
19/06/2013	DVO MATUNGU		100.00
19/06/2013	DVO MATUNGU		500.00
19/06/2013	DVO MATUNGU		200.00
19/06/2013	ALEX		2,000.00
19/06/2013	DVO TESO NORTH		1,300.00
19/06/2013	DVO TRANSMARA WEST		3,540.00
19/06/2013	MUTANGE		5,000.00
19/06/2013	VSDf 7570		1,000.00
19/06/2013	DVO IGEMBE SOUTH		3,900.00
19/06/2013	DVO IGEMBE SOUTH		2,000.00

**MINISTRY OF AGRICULTURE, LIVESTOCK AND FISHERIES.
VETERINARY SERVICES DEVELOPMENT REVOLVING FUND**

19/06/2013	DVO BELGUT		3,000.00
19/06/2013	ROSE		3,000.00
19/06/2013	J SANDI		725.00
19/06/2013	DISTRICT H&D		1,400.00
19/06/2013	DVO BAHARI		460.00
19/06/2013	DVO BARINGO NORTH		2,200.00
20/06/2013	DVO IGEMBE SOUTH		950.00
20/06/2013	DVO BAHARI		13,660.00
20/06/2013	TRANSFER AT ELD		59,385.00
20/06/2013	MASINDE		7,550.00
20/06/2013	DVO KWHISERO		3,500.00
20/06/2013	DVO KALOLENI		39,900.00
20/06/2013	DVO BELGUT		4,400.00
20/06/2013	DVO BELGUT		4,200.00
20/06/2013	DVO VOI		50.00
20/06/2013	DVO BUSIA		1,000.00
20/06/2013	REBECCA		950.00
20/06/2013	GAO MUSA		28,475.00
20/06/2013	DVO BAHARI		780.00
20/06/2013	DVO MUTOMO		6,400.00
20/06/2013	DVO NYAMIRA		3,210.00
20/06/2013	DVO KIGUMO		1,000.00
20/06/2013	DVO ELD		4,925.00
20/06/2013	DVO NYERI SOUTH		5,228.00
20/06/2013	DVO KISII SOUTH		2,000.00
20/06/2013	DVO KISII SOUTH		200.00
20/06/2013	DAVID		10,000.00
21/06/2013	DVO KIMILILI BUNGOMA		600.00
21/06/2013	9180		500.00
21/06/2013	9180		1,500.00
21/06/2013	DVO TRANSMARA EAST		800.00
21/06/2013	DVO TRANSMARA EAST		1,000.00
21/06/2013	DVO TRANSMARA EAST		600.00

**MINISTRY OF AGRICULTURE, LIVESTOCK AND FISHERIES.
VETERINARY SERVICES DEVELOPMENT REVOLVING FUND**

21/06/2013	DVO BUNGOMA SOUTH		700.00
21/06/2013	DVO IGEMBE SOUTH		2,000.00
21/06/2013	DVO IGEMBE SOUTH		7,000.00
21/06/2013	DVO IGEMBE SOUTH		7,400.00
21/06/2013	DVO KERICHO		20,100.00
21/06/2013	DVO BARINGO CENTRAL		5,500.00
21/06/2013	DVO RABAI		31,875.00
21/06/2013	DVO KISUMU EAST		1,000.00
21/06/2013	DVO KISUMU EAST		600.00
21/06/2013	DVO KISUMU EAST		540.00
21/06/2013	DVO MWEA		45,605.00
21/06/2013	DVO NYANDO		6,000.00
21/06/2013	DVO NYANDO		5,000.00
21/06/2013	JANE		5,080.00
21/06/2013	DVO BUNGOMA WEST		5,260.00
21/06/2013	DVO IGEMBE SOUTH		5,000.00
21/06/2013	DVO IGEMBE SOUTH		1,000.00
21/06/2013	DVO KEIYO SOUTH		3,210.00
21/06/2013	DVO IGEMBE SOUTH		3,950.00
21/06/2013	DVO IGEMBE SOUTH		600.00
21/06/2013	DVO GANZE		3,250.00
21/06/2013	DVO KISUMU EAST		2,000.00
21/06/2013	DVO KISUMU EAST		12,825.00
21/06/2013	DVO NYAKACH		5,000.00
21/06/2013	DVO SVU		19,175.00
22/06/2013	DVO KIGUMO		1,100.00
22/06/2013	SHANGAYU		4,800.00
22/06/2013	VSDF		8,000.00
22/06/2013	WILSON		10,000.00
22/06/2013	DVO SAMBURU		16,500.00
22/06/2013	OMUSUNGU		5,000.00
22/06/2013	OMUSUNGU		5,000.00
24/06/2013	DVO MARANI		5,050.00

**MINISTRY OF AGRICULTURE, LIVESTOCK AND FISHERIES.
VETERINARY SERVICES DEVELOPMENT REVOLVING FUND**

24/06/2013	DVO KIGUMO		300.00
24/06/2013	DVO LAMU WEST		3,000.00
24/06/2013	DVO RARIEDA		5,000.00
24/06/2013	SILVANNAS		7,000.00
24/06/2013	DVO KALOLENI		5,000.00
24/06/2013	HENRY		3,000.00
24/06/2013	DVO EMBU WEST		4,050.00
24/06/2013	DVO KCU		6,000.00
24/06/2013	DVO BELGUT		3,600.00
24/06/2013	DVO SABATIA		3,315.00
24/06/2013	DVO GANZE		50.00
24/06/2013	DVO GANZE		600.00
24/06/2013	DVO KIGUMO		5,000.00
24/06/2013	J N NJORGE		4,020.00
24/06/2013	DVO MARINDI		14,600.00
24/06/2013	ANNE		15,450.00
24/06/2013	ANNE		11,000.00
24/06/2013	ANNE		56,250.00
24/06/2013	DVO KIGUMO		2,500.00
24/06/2013	DVO KIGUMO		300.00
24/06/2013	DVO KEIYO NORHT		2,000.00
24/06/2013	DVO KEIYO NORHT		3,850.00
24/06/2013	DVO NYANDO		4,500.00
24/06/2013	DVO NYANDO		1,000.00
25/06/2013	DVO MALINDI		2,450.00
25/06/2013	GEORGE		6,725.00
25/06/2013	DVO3005		3,500.00
25/06/2013	DVO MALINDI		8,000.00
25/06/2013	TOM		5,450.00
25/06/2013	DVO IGEMBE SOUTH		975.00
25/06/2013	DVO KALOLENI		3,950.00
25/06/2013	DVO IGEMBE SOUTH		5,000.00
25/06/2013	DVO GILGIL		3,500.00

**MINISTRY OF AGRICULTURE, LIVESTOCK AND FISHERIES.
VETERINARY SERVICES DEVELOPMENT REVOLVING FUND**

25/06/2013	DVO MANGA		3,875.00
25/06/2013	DVO MANGA		7,750.00
25/06/2013	DVO NYERI		4,325.00
25/06/2013	DVO NYANDARUA SOUTH		1,750.00
25/06/2013	DVO GITHUNGURI		7,000.00
25/06/2013	DVO KIGUMO		1,000.00
25/06/2013	DVO NYAMIRA NORTH		3,800.00
25/06/2013	DVO KWALE		9,000.00
25/06/2013	DVO IGEMBE SOUTH		400.00
25/06/2013	DVO KISII CENTRAL		4,065.00
25/06/2013	DVO KISII CENTRAL		5,935.00
25/06/2013	DVO IGEMBE NORTH		3,000.00
26/06/2013	9030		4,350.00
26/06/2013	DVO NDHIWA		3,500.00
26/06/2013	DVO NDHIWA		10,655.00
26/06/2013	DVO NDHIWA		1,800.00
26/06/2013	EMANUEL		1,780.00
26/06/2013	EMANUEL		300.00
26/06/2013	DVO KIRINYAGA EAST		600.00
26/06/2013	DVO EMBU WEST		40,180.00
26/06/2013	DVO BAHARI		2,550.00
26/06/2013	DVO SABATIA		900.00
26/06/2013	DVO SABATIA		1,160.00
26/06/2013	DVO SABATIA		200.00
26/06/2013	DVO TESO SOUTH		600.00
26/06/2013	DVO NYAMIRA NORTH		5,260.00
26/06/2013	DVO IGEMBE SOUTH		3,600.00
26/06/2013	DVO IGEMBE SOUTH		1,000.00
26/06/2013	DVO IGEMBE SOUTH		300.00
26/06/2013	DVO IGEMBE SOUTH		1,200.00
26/06/2013	DVO BAHARI		6,520.00
26/06/2013	DVO VIHIGA		14,900.00
26/06/2013	DVO KIGUMO		2,235.00

**MINISTRY OF AGRICULTURE, LIVESTOCK AND FISHERIES.
VETERINARY SERVICES DEVELOPMENT REVOLVING FUND**

26/06/2013	DVO KIGUMO		400.00
26/06/2013	GAO MUSA		28,800.00
26/06/2013	DVO KAKAMEGA SOUTH		300.00
26/06/2013	DVO KAKAMEGA SOUTH		500.00
26/06/2013	DVO KAKAMEGA SOUTH		2,000.00
26/06/2013	DVO KAKAMEGA SOUTH		3,000.00
26/06/2013	DVO KAKAMEGA SOUTH		14,800.00
26/06/2013	DVO KAKAMEGA SOUTH		200.00
26/06/2013	DVO KIGUMO		1,500.00
26/06/2013	DVO NYANDO		1,000.00
26/06/2013	DVO NYANDO		4,950.00
26/06/2013	DVO NYANDO		1,000.00
26/06/2013	TRANSFER	337	88,715.00
26/06/2013	DVO KIGUMO		100.00
26/06/2013	DVO KIGUMO		1,290.00
26/06/2013	J SANDI		15,955.00
26/06/2013	DVO IGEMBE SOUTH		2,000.00
26/06/2013	DVO IGEMBE SOUTH		4,075.00
26/06/2013	DVO IGEMBE NORTH		7,000.00
26/06/2013	DVO IGEMBE NORTH		5,000.00
26/06/2013	JEREMIA		3,400.00
26/06/2013	DVO MWEA EAST		94,650.00
26/06/2013	DVO BORABU		650.00
26/06/2013	DVO BORABU		3,600.00
26/06/2013	PATRICIA		4,950.00
26/06/2013	S K LUMUNYASI		5,000.00
26/06/2013	DVO KERICHO		250.00
26/06/2013	DVO TANA NORTH		1,860.00
26/06/2013	DVO BUNGOMA WEST		1,000.00
26/06/2013	DVO TANA NORTH		945.00
26/06/2013	DVO BUNGOMA WEST		3,250.00
26/06/2013	DVO 9060		4,000.00
26/06/2013	DVO 9060		200.00

**MINISTRY OF AGRICULTURE, LIVESTOCK AND FISHERIES.
VETERINARY SERVICES DEVELOPMENT REVOLVING FUND**

26/06/2013	DVO SABATIA		3,440.00
26/06/2013	HENRY		7,000.00
26/06/2013	DVO NYERI		3,295.00
26/06/2013	TERESA		500.00
26/06/2013	INWARD SWIFT		280,729.80
26/06/2013	INWARD SWIFT		265,636.80
27/06/2013	DVO GANZE		1,200.00
27/06/2013	DVO BUTERE		5,000.00
27/06/2013	DVO BUTERE		5,000.00
27/06/2013	DVO KIGUMO		25,000.00
27/06/2013	DR KUNDEMBULE		19,800.00
27/06/2013	EMARILYNE		500.00
27/06/2013	ESTHER		3,260.00
27/06/2013	DVO LIKUYANI		5,150.00
27/06/2013	DVO LIKUYANI		5,000.00
27/06/2013	DVO LIKUYANI		1,360.00
27/06/2013	DVO TESO NORTH		2,000.00
27/06/2013	DVO TESO NORTH		1,000.00
27/06/2013	DVO TESO NORTH		2,800.00
27/06/2013	DVO NANDI CENTRAL		5,000.00
27/06/2013	DVO NYAKACH		5,000.00
27/06/2013	DVO NYAKACH		5,200.00
27/06/2013	DVO NYAKACH		5,250.00
27/06/2013	DVO MUTOMO		9,000.00
27/06/2013	DVO SUBUKIA		100.00
27/06/2013	DVO SUBUKIA		1,200.00
27/06/2013	DVO SUBUKIA		450.00
27/06/2013	DVO BORABU		900.00
27/06/2013	JOAB		5,000.00
27/06/2013	JOAB		5,000.00
27/06/2013	DVO NYAKACH		7,500.00
27/06/2013	DVO NYERI SOUTH		2,045.00
27/06/2013	DVO NYERI SOUTH		4,275.00

**MINISTRY OF AGRICULTURE, LIVESTOCK AND FISHERIES.
VETERINARY SERVICES DEVELOPMENT REVOLVING FUND**

27/06/2013	JOSEPH		13,400.00
27/06/2013	DVO TURKANA CENTRAL		15,100.00
27/06/2013	VSDF NYERI SOUTH		1,170.00
27/06/2013	FRANSISCA		56,300.00
27/06/2013	NJERU		52,375.00
27/06/2013	FRANSISCA		11,000.00
27/06/2013	DVO IGEMBE SOUTH		6,000.00
27/06/2013	MUYA		11,725.00
27/06/2013	DVO IGEMBE SOUTH		1,000.00
27/06/2013	DVO NYERI SOUTH		5,945.00
27/06/2013	T BUTAKI		100.00
27/06/2013	T BUTAKI		6,050.00
27/06/2013	T BUTAKI		900.00
27/06/2013	T BUTAKI		2,000.00
27/06/2013	T BUTAKI		640.00
27/06/2013	T BUTAKI		2,825.00
27/06/2013	T BUTAKI		720.00
27/06/2013	DVO KIMILILI BUNGOMA		2,500.00
27/06/2013	DVO KIMILILI BUNGOMA		500.00
27/06/2013	DVO SUBUKIA		7,775.00
27/06/2013	DVO SUBUKIA		320.00
27/06/2013	DVO SUBUKIA		400.00
27/06/2013	DVO SUBUKIA		650.00
27/06/2013	DVO SUBUKIA		4,600.00
27/06/2013	DVO TESO NORTH		2,800.00
27/06/2013	DVO TESO NORTH		1,000.00
27/06/2013	JULIUS		2,750.00
27/06/2013	JULIUS		5,200.00
27/06/2013	R M NZANI		1,700.00
27/06/2013	JULIUS		2,700.00
27/06/2013	JULIUS		2,500.00
27/06/2013	JULIUS		500.00
27/06/2013	DVO GUCHA		7,520.00

**MINISTRY OF AGRICULTURE, LIVESTOCK AND FISHERIES.
VETERINARY SERVICES DEVELOPMENT REVOLVING FUND**

27/06/2013	DVO KENYENYA		140.00
27/06/2013	DVO KENYENYA		5,400.00
27/06/2013	DVO NYANDARUA SOUTH		950.00
27/06/2013	DVO NYAKACH		10,000.00
27/06/2013	DVO NYAKACH		6,000.00
27/06/2013	DVO NYAKACH		4,325.00
27/06/2013	MICHAEL		800.00
27/06/2013	7630		2,875.00
27/06/2013	7630		140.00
27/06/2013	DVO KEIYO SOUTH		1,000.00
27/06/2013	DVO MALINDI		2,600.00
27/06/2013	ALEBA		3,500.00
27/06/2013	DVO KEIYO SOUTH		1,100.00
27/06/2013	DVO KEIYO SOUTH		750.00
27/06/2013	DVO KEIYO SOUTH		3,120.00
27/06/2013	DVO KISUMU EAST		1,000.00
27/06/2013	DVO KEIYO SOUTH		2,310.00
27/06/2013	DVO KISIMU EAST		500.00
27/06/2013	DVO KEIYO SOUTH		1,150.00
27/06/2013	DVO KEIYO SOUTH		16,050.00
27/06/2013	DVO KEIYO SOUTH		15,000.00
27/06/2013	DVO KERICHO		13,000.00
27/06/2013	BEN		36,005.00
27/06/2013	REBECCA		35,150.00
28/06/2013	HENRY		160.00
28/06/2013	DVO MUTOMO		15,000.00
28/06/2013	DVO KALOENI		40,375.00
28/06/2013	DVO KISII CENTRAL		2,000.00
28/06/2013	DVO BUSIA		4,700.00
28/06/2013	DVO BUNYALA		14,665.00
28/06/2013	DVO BAHARI		7,382.00
28/06/2013	MARTHA		21,500.00
28/06/2013	AGENT DEPOSIT		4,555.00

**MINISTRY OF AGRICULTURE, LIVESTOCK AND FISHERIES.
VETERINARY SERVICES DEVELOPMENT REVOLVING FUND**

28/06/2013	DVO VOI		320.00
28/06/2013	DVO VOI		2,200.00
28/06/2013	AGENT DEPOSIT		7,555.00
28/06/2013	EDWARD		1,650.00
28/06/2013	DVO KWALE		7,785.00
28/06/2013	DVO KWALE		5,800.00
28/06/2013	DVO BUNGOMA SOUTH		9,000.00
28/06/2013	DVO BAHARI		2,560.00
28/06/2013	DVO KIRINYAGA EAST		17,510.00
28/06/2013	DVO RARIEDA		4,600.00
28/06/2013	CYRUS		3,400.00
28/06/2013	NJERU		500.00
28/06/2013	DVO NDHIWA		800.00
28/06/2013	DVO BAHARI		6,360.00
28/06/2013	CHEQUE DEPOSIT	171	39,825.00
28/06/2013	DVO VIHIGA		10,200.00
28/06/2013	AGENT DEPOSIT		125.00
28/06/2013	MASENO		1,100.00
28/06/2013	DVO BARINGO		2,400.00
28/06/2013	DVO 3150		2,800.00
28/06/2013	DVO EMBU WEST		11,100.00
28/06/2013	DVO EMBU WEST		100.00
28/06/2013	DVO MAGARINI		1,770.00
28/06/2013	DVO TESO NORTH		900.00
28/06/2013	DVO MASABA SOUTH		5,000.00
28/06/2013	DVO KURIA WEST		6,575.00
28/06/2013	DVO KURIA WEST		6,825.00
28/06/2013	DVO TESO NORTH		1,550.00
28/06/2013	DVO MATUNGU		1,000.00
28/06/2013	DVO KURIA WEST		24,050.00
28/06/2013	DVO MATUNGU		7,350.00
28/06/2013	DVO KURIA WEST		400.00
28/06/2013	DVO TESO NORTH		4,000.00

**MINISTRY OF AGRICULTURE, LIVESTOCK AND FISHERIES.
VETERINARY SERVICES DEVELOPMENT REVOLVING FUND**

28/06/2013	DVO NYANDO		5,000.00
28/06/2013	DVO BAHARI		2,500.00
28/06/2013	TRANSFER AT NAKURU		44,360.00
28/06/2013	DVO HAMISI		1,000.00
28/06/2013	DVO HAMISI		12,200.00
28/06/2013	DVO HAMISI		100.00
28/06/2013	DVO MBOONI		85,755.00
28/06/2013	DAVID		9,679.00
28/06/2013	DVO BARINGO CENTRAL		5,335.00
28/06/2013	DVO BARINGO CENTRAL		2,175.00
28/06/2013	DVO BARINGO CENTRAL		2,300.00
28/06/2013	DVO HAMISI		3,300.00
28/06/2013	AGENT DEPOSIT		6,650.00
28/06/2013	AGENT DEPOSIT		1,000.00
28/06/2013	AGENT DEPOSIT		1,000.00
28/06/2013	TRANSFER AT NAKURU	637	209,243.00
28/06/2013	AGENT DEPOSIT		1,000.00
28/06/2013	DVO TRANSMARA		1,500.00
28/06/2013	AGENT DEPOSIT		1,000.00
28/06/2013	NELSON		12,000.00
28/06/2013	DVO EMBU WEST		4,750.00
28/06/2013	DVO S BU		200.00
28/06/2013	DVO SBU		1,500.00
28/06/2013	DVO SBU		3,025.00
28/06/2013	DVO SBU		1,300.00
28/06/2013	DVO TESO SOUTH		940.00
28/06/2013	DVO TESO SOUTH		2,550.00
28/06/2013	DVO TESO SOUTH		1,000.00
28/06/2013	DVO TESO SOUTH		5,700.00
28/06/2013	DVO BARINGO CENTRAL		1,875.00
28/06/2013	AGENT DEPOSIT		500.00
28/06/2013	AGENT DEPOSIT		480.00
28/06/2013	REBECCA		4,500.00

**MINISTRY OF AGRICULTURE, LIVESTOCK AND FISHERIES.
VETERINARY SERVICES DEVELOPMENT REVOLVING FUND**

28/06/2013	DVO KINANGO		5,200.00
28/06/2013	AGENT DEPOSIT		700.00
28/06/2013	MASENO		300.00
28/06/2013	C K KIMARU		1,200.00
29/06/2013	STELLA		14,675.00
29/06/2013	NJAU THUO		7,460.00
29/06/2013	DVO MALINDI		1,000.00
29/06/2013	DVO MALINDI		3,300.00
29/06/2013	DVO TANA RIVER		100.00
29/06/2013	SHANGAYU		3,900.00
29/06/2013	DVO RARIEDA		5,000.00
29/06/2013	DVO 3150		14,800.00
29/06/2013	DVO KURIA WEST		1,000.00
29/06/2013	DVO KURIA WEST		10,000.00
29/06/2013	DVO SAMIA		7,279.00
29/06/2013	DVO SAMIA		1,000.00
29/06/2013	DVO SAMIA		1,000.00
29/06/2013	DVO SAMIA		1,000.00
29/06/2013	JOSEPH		2,950.00
29/06/2013	DVO SAMIA		1,000.00
29/06/2013	DVO SAMIA		8,000.00
29/06/2013	DVO SAMIA		6,965.00
29/06/2013	DVO SAMIA		11,790.00
29/06/2013	DVO KALOLENI		4,800.00
29/06/2013	DVO LAMU WEST		3,895.00
29/06/2013	G KIANAO		14,000.00
29/06/2013	G KIANO		4,800.00
29/06/2013	DVO TESO SOUTH		1,850.00
29/06/2013	G KIANO		800.00
29/06/2013	ESTHER		560.00
29/06/2013	DVO VOI		1,000.00
29/06/2013	DVO RABAI		45,600.00
29/06/2013	DVO EMUHAYA		25,190.00

**MINISTRY OF AGRICULTURE, LIVESTOCK AND FISHERIES.
VETERINARY SERVICES DEVELOPMENT REVOLVING FUND**

29/06/2013	DVO EMUHAYA		1,800.00
29/06/2013	DVO KWALE		6,350.00
29/06/2013	DVO EMUHAYA		5,690.00
29/06/2013	DVO KISUMU EAST		19,762.00
29/06/2013	DVO KISUMU EAST		3,000.00
	TOTAL		11,677,018.40

**PAYMENTS IN BANKSTATEMENT NOT YET
RECORDED IN CASHBOOK**

07/01/2013	KCB CONNECT CHARGES		45.00
08/01/2013	KCB CONNECT CHARGES		25.00
10/01/2013	KCB CONNECT CHARGES		45.00
16/01/2013	RISPER ORWE CB U/C	30783	200.00
18/01/2013	RH DEVANI CB U/U	30764	0.50
21/01/2013	SWIFT CHARGES		500.00
04/02/2013	KCB CONNECT CHARGES		25.00
04/02/2013	KCB CONNECT CHARGES		25.00
04/02/2013	KCB CONNECT CHARGES		25.00
11/02/2013	KCB CONNECT CHARGES		45.00
12/02/2013	KCB CONNECT CHARGES		25.00
14/02/2013	KCB CONNECT CHARGES		45.00
19/02/2013	KCB CONNECT CHARGES		25.00
19/02/2013	KCB CONNECT CHARGES		25.00
19/02/2013	KCB CONNECT CHARGES		25.00
19/02/2013	UNPAID CHQ CHARGES		550.00
28/02/2013	KCB CONNECT CHARGES		25.00
01/03/2013	KCB CONNECT CHARGES		25.00
02/03/2013	KCB CONNECT CHARGES		25.00
07/03/2013	INWARD CHEQUE	30924	231,250.00
15/03/2013	KCB CONNECT CHARGES		25.00
19/03/2013	CHQ ENCASHMENT	30965	66,449.00
19/03/2013	CHQ ENCASHMENT	30966	94,070.00

**MINISTRY OF AGRICULTURE, LIVESTOCK AND FISHERIES.
VETERINARY SERVICES DEVELOPMENT REVOLVING FUND**

20/03/2013	KCB CONNECT CHARGES		25.00
21/03/2013	KCB CONNECT CHARGES		25.00
26/03/2013	KCB CONNECT CHARGES		25.00
28/03/2013	INWARD CHEQUE	30972	75,000.00
03/04/2013	KCB CONNECT CHARGES		25.00
03/04/2013	KCB CONNECT CHARGES		25.00
03/04/2013	KCB CONNECT CHARGES		25.00
04/04/2013	KCB CONNECT CHARGES		25.00
04/04/2013	KCB CONNECT CHARGES		25.00
04/04/2013	KCB CONNECT CHARGES		25.00
08/04/2013	KCB CONNECT CHARGES		25.00
08/04/2013	KCB CONNECT CHARGES		25.00
11/04/2013	KCB CONNECT CHARGES		25.00
11/04/2013	KCB CONNECT CHARGES		25.00
13/04/2013	KCB CONNECT CHARGES		35.00
13/04/2013	KCB CONNECT CHARGES		25.00
13/04/2013	KCB CONNECT CHARGES		25.00
13/04/2013	KCB CONNECT CHARGES		25.00
13/04/2013	KCB CONNECT CHARGES		25.00
13/04/2013	UNPAID CHQ CHARGES		800.00
16/04/2013	INWARD CHEQUE		69,000.00
17/04/2013	CHQ	30926	20,640.00
18/04/2013	KCB CONNECT CHARGES		25.00
22/04/2013	KCB CONNECT CHARGES		35.00
22/04/2013	KCB CONNECT CHARGES		25.00
22/04/2013	KCB CONNECT CHARGES		25.00
22/04/2013	KCB CONNECT CHARGES		25.00
06/05/2013	KCB CONNECT CHARGES		35.00
09/05/2013	KCB CONNECT CHARGES		35.00
09/05/2013	KCB CONNECT CHARGES		25.00
10/05/2013	KCB CONNECT CHARGES		35.00
10/05/2013	STOP PAYMENT CHARGES		450.00
10/05/2013	KCB CONNECT CHARGES		25.00

**MINISTRY OF AGRICULTURE, LIVESTOCK AND FISHERIES.
VETERINARY SERVICES DEVELOPMENT REVOLVING FUND**

15/05/2013	DVS CB U/C	31264	232,500.00
15/05/2013	KCB CONNECT CHARGES		25.00
17/05/2013	PATRICK C/B U/C	31132	200.00
21/05/2013	KCB CONNECT CHARGES		25.00
21/05/2013	KCB CONNECT CHARGES		25.00
22/05/2013	KCB CONNECT CHARGES		25.00
28/05/2013	UNPAID CHQ CHARGES		3,000.00
28/05/2013	UNPAID CHQ CHARGES		3,000.00
28/05/2013	INWARD CHEQUE		142,700.00
28/05/2013	INWARD CHEQUE		315,612.00
30/05/2013	KCB CONNECT CHARGES		25.00
31/05/2013	KCB CONNECT CHARGES		25.00
31/05/2013	KCB CONNECT CHARGES		25.00
31/05/2013	KCB CONNECT CHARGES		25.00
31/05/2013	NEMA C/B U/C	31213	0.75
31/05/2013	GUTSO SUPPLIES C/B U/C	31216	240,000.00
03/06/2013	CASH BOOK U/C		4,601.13
03/06/2013	KCB CONNECT CHARGES		25.00
03/06/2013	KCB CONNECT CHARGES		25.00
03/06/2013	KCB CONNECT CHARGES		25.00
03/06/2013	KCB CONNECT CHARGES		25.00
04/06/2013	KCB CONNECT CHARGES		25.00
04/06/2013	KCB CONNECT CHARGES		25.00
05/06/2013	KCB CONNECT CHARGES		25.00
06/06/2013	INWARD CHEQUE	30826	39,560.00
10/06/2013	KCB CONNECT CHARGES		25.00
10/06/2013	KCB CONNECT CHARGES		25.00
11/06/2013	KCB CONNECT CHARGES		35.00
11/06/2013	KCB CONNECT CHARGES		25.00
24/06/2013	INTERIM STATEMENT CHARGES		700.00
28/06/2013	KCB CONNECT CHARGES		25.00
28/06/2013	KCB CONNECT CHARGES		35.00
28/06/2013	KCB CONNECT CHARGES		25.00

**MINISTRY OF AGRICULTURE, LIVESTOCK AND FISHERIES.
VETERINARY SERVICES DEVELOPMENT REVOLVING FUND**

28/06/2013	KCB CONNECT CHARGES		35.00
28/06/2013	KCB CONNECT CHARGES		25.00
28/06/2013	KCB CONNECT CHARGES		25.00
28/06/2013	KCB CONNECT CHARGES		25.00
28/06/2013	KCB CONNECT CHARGES		25.00
28/06/2013	CHQ ENCASHMENT	31358	236,240.00
28/06/2013	CHQ ENCASHMENT	31359	208,915.00
28/06/2013	CHQ ENCASHMENT	31357	487,020.00
28/06/2013	KCB CONNECT CHARGES		25.00
28/06/2013	KCB CONNECT CHARGES		25.00
28/06/2013	KCB CONNECT CHARGES		25.00
	TOTAL		2,474,968.38

**RECEIPTS IN CASHBOOK NOT YET RECORDED
IN BANKSTATEMENT**

08/01/2013	PS MOLD	V2104	571,000.00
08/01/2013	CASHBOOK BANKING O/C.	397	45,000.00
08/01/2013	DVO TESO NORTH C ERROR	V674	41,627.00
08/01/2013	DVO MATUNGU CHQS	V657	66,130.00
08/01/2013	DVO BUNGOMA EAST DOUBLE ENTRY	V682	3,950.00
21/01/2013	DVO KISUMU COPY BROUGHT		3,000.00
15/02/2013	DVS BANKING RD CHQ.	V114	5,750.00
15/02/2013	DVO LAMU WEST WRONG BB	V843	4,725.00
15/02/2013	DVO SAMBURU DOUBLE ENTRY	V861	400.00
15/02/2013	DVO BUNGOMA SOUTH DOUBLE ENTRY	V875	71,415.00
01/03/2013	DVO TANA DELTA WRONG BB	V926	2,959.00
11/03/2013	DVO LAMU WEST WRONG BB	V964	1,675.00
11/03/2013	DVO MBEERE N C/B O/C	V972	10,000.00
11/03/2013	DVO TURKANA WRONG BB	V976	25,500.00
15/03/2013	DVO RACHUONYO C/B O/C	V1000	5,400.00
05/04/2013	DVO T/MARA E DOUBLE ENTRY	V1049	500.00
12/04/2013	DVO TESO SOUTH ERROR	V1066	86,075.00

**MINISTRY OF AGRICULTURE, LIVESTOCK AND FISHERIES.
VETERINARY SERVICES DEVELOPMENT REVOLVING FUND**

10/05/2013	DVO VOI DOUBLE ENTRY	V1228	3,200.00
17/05/2013	DVO LAMU WEST WRONG BB	V1243	1,400.00
17/05/2013	DVO LAMU WEST WRONG BB	V1245	5,600.00
17/05/2013	DVO MARANI DOUBLE ENTRY	V1261	47,100.00
17/05/2013	DVO VOI DOUBLE ENTRY	V1264	8,000.00
31/05/2013	DVO NANDI N AMT NOT REFLECTED	V1286	59,385.00
07/06/2013	DVO BONDO C/B RECEIPT O/C	V1339	60.00
07/06/2013	DVO SUBUKIA	V1370	25,660.00
24/06/2013	VARIOUS DVOS DOUBLE ENTRY		7,454,778.00
28/06/2013	DVO KISII S C/B O/C	V1453	6,900.00
28/06/2013	DVO NAROK SOUTH WRONG BB	V1482	80,975.00
28/06/2013	DVO KINANGO DOUBLE ENTRY	V1464	1,800.00
	TOTAL		8,639,964.00

**MINISTRY OF AGRICULTURE, LIVESTOCK AND FISHERIES.
VETERINARY SERVICES DEVELOPMENT REVOLVING FUND**

Appendix II

PENDING BILLS.

S/NO	PAYEE	ACCOUNT NO.	AMOUNT
1	NURIR ENTERPRISES	4-0041-0000-3111100	580,000.00
2	MANAWEPS ENTERPRISES	4-0041-0000-3111100	1,300,000.00
3	ERICHEM (kenya)	4-0041-0000-2211003	960,000.00
4	JANNEX INVESTMENTS	4-0041-0000-2211003	990,000.00
5	SOMIDIAK AGENCIES	4-0041-0000-2211003	980,000.00
6	SOMIDIAK AGENCIES	4-0041-0000-2211003	546,000.00
7	SUPER ACTIVE REAGENTS	4-0041-0000-2211003	972,000.00
8	SUPER ACTIVE REAGENTS	4-0041-0000-2211003	972,000.00
9	SUPER ACTIVE REAGENTS	4-0041-0000-2211003	972,000.00
10	SUPER ACTIVE REAGENTS	4-0041/47-0000-2211003/8	972,000.00
11	SUPER ACTIVE REAGENTS	4-0041/40-0000-2211008/3	972,000.00
12	FRIBA ENTERPRISES	VARIOUS	360,000.00
13	KISTAR ENTERPRISES	4-0047-0000-3111002	692,500.00
14	BANCO AGENCIES	4-0032-0000-2211001/2211101	262,500.00
15	FRIBA ENTERPRISES	VARIOUS	620,000.00
16	FRIBA ENTERPRISES	4-0032-0000-2220210	48,000.00
17	AIRWAYS TOURS AND TRAVEL	4-0041-0000-2210401	188,000.00
18	AIRWAYS TOURS AND TRAVEL	4-0038-0000-2210401	256,000.00
19	AIRWAYS TOURS AND TRAVEL	4-0032-0000-2210401	102,000.00
20	AIRWAYS TOURS AND TRAVEL	4-0032-0000-2210401	190,850.00
21	FRIBA ENTERPRISES	4-0048-0000-2211003	137,800.00
22	FRIBA ENTERPRISES	4-0041-0000-2211101	540,500.00
23	NDEGE AGENCIES	4-0047-0000-2211000	550,000.00
24	NDEGE AGENCIES	4-0047-0000-2211000	960,000.00
25	MILIMANI TECHNICAL AGENCIES	4-0033-0000-2211003	500,000.00
26	MILIMANI TECHNICAL AGENCIES	4-0033-0000-2211003	513,000.00
27	JAGAMWE ENTERPRISES	4-0033-0000-2211003	504,000.00
28	JAGAMWE ENTERPRISES	4-0033-0000-2211003	500,000.00
	TOTAL		17,141,150.00

Annex I: Kenya Gazette Supplement No. 29 (Copy)

7th June, 1996

(Legislative Supplement No. 21)

LEGAL NOTICE NO. 109

**THE EXCHEQUER AND AUDIT ACT
(Cap. 412)**

IN EXERCISE of the powers conferred by sections 34 (1) and 36 of the Exchequer and Audit Act, the Minister for Finance makes the following Regulations:-

THE EXCHEQUER AND AUDIT (*VETERINARY SERVICES DEVELOPMENT FUND*) REGULATIONS, 1996

1. These Regulations may be cited as the Exchequer and Audit (*Veterinary Services Development Fund*) Regulations, 1996 and shall be deemed to have come into operation on the 1st July, 1995.

citation and
commencement

2. In these Regulations, unless the context otherwise requires-

Interpretation

“financial year” means the period of twelve months ending on the 30th June in each year

“Fund” means the Veterinary Services Development Fund established by regulation 3;

“officer administering the Fund” means the accounting officer of the Ministry for the time being responsible for matters relating to veterinary services or a person appointed by him in writing for that purpose;

“veterinary services” means services rendered by the Director of Veterinary Services.

3. (1) There shall be established a Fund to be known as the Veterinary Services Development Fund which shall consist of monies appropriated by Parliament for that purpose and monies realized from the sources mentioned in paragraph (3).

(2) The fund shall be administered by the accounting officer of the Ministry for the time being responsible for matters relating to veterinary services or a person appointed by him in writing for that purpose.

(3) All monies realized from the following veterinary services shall be paid into the Fund.

- (a) **Meat Inspection Services-**
 - (i) meat inspection fee;
 - (ii) meat transport carrier fee.
- (b) **Hides and skins improvement services-**
 - (i) levy on hides and skins exports;
 - (ii) licence fee for hides and skins brands and stores;
 - (iii) hides and skins trades licence fee;
 - (iv) sale of stores;
 - (v) slaughterman's licence fee.
- (c) **Vaccination and sale of sera and vaccines-**
 - (i) vaccination fee;
 - (ii) sale of Drugs, vaccines and sera.
- (d) **Laboratory services-**
 - laboratory services fee.
- (e) **Licence and other services-**
 - (i) health certificate fee;
 - (ii) quarantine fee;
 - (iii) artificial insemination fee;
 - (iv) registration fee; and
 - (v) training fee.

4. The object and purpose of the Fund is to provide funds for the development and delivery of veterinary services.

5. (1) The initial capital of the Fund shall be K£1,000 appropriated by Parliament in the 1995/96 financial year.

(2) Any surplus realized in any financial year from the operations of the Fund shall be retained in a reserve account of the Fund and any deficiency realized in any financial year shall, subject to the prior concurrence of the Treasury, be offset against the realized surplus held in the reserve account of the Fund.

6. The expenditure on the development and delivery of veterinary services shall be paid from the Fund and shall be on the basis of and limited to the annual budget which shall be subjected to the Treasury for approval before the beginning of the financial year to which the budget is relates, and any remission of the approved annual budget shall be referred to the Treasury for necessary action.

Annual budget
to be approved
by Treasury.

7. The Government procurement and disposal procedures shall be strictly adhered to.

Government
Procedures.

8. All receipts, earnings and accruals of the Fund and the balance of the Fund at the close of each financial year shall not be paid into the Consolidated Fund but shall be retained

Retention
of receipts
earnings etc

by the Fund for the purpose of which the Fund is established.

9. The officer administering the Fund shall-

- (a) supervise and control the administration of the Fund;
- (b) consult with the Minister for the time being responsible for matters relating to veterinary services as may from time to time be required;
- (c) if he thinks fit, impose conditions on the use of any expenditure authorized by him or on his behalf and may impose any responsible prohibition, restriction or other requirement concerning such use of expenditure;
- (d) cause to be kept all proper books of accounts and other books and records relating to the Fund and to all the various activities and undertakings financed by the Fund.
- (e) prepare, sign and transmit to the Controller and Auditor-General, in respect of each financial year and within four months after the end thereof, a statement of account relating to the Fund in such form as the Treasury may from time to time direct in accordance with section 18 (2) of the Act.


administration
of the Fund.

Made on the 27th May, 1996.

MUSALIA MUDAVADI
Minister for Finance.

REPUBLIC OF KENYA

**MINISTRY OF AGRICULTURE LIVESTOCK AND
FISHERIES**



STATE DEPARTMENT OF LIVESTOCK

**PREPARATION OF FINANCIAL STATEMENT FOR THE YEAR
ENDED**

30TH JUNE 2013

PART I

1.0 Introduction

1.1 Mandate

To promote, regulate and facilitate livestock production for socio-economic development and industrialization.

1.2 Vision

A sustainable and prosperous Livestock Sector

1.3 Mission

Promote sustainable development of the livestock sector in Kenya by creating a favourable policy and legal framework and provide services that increase productivity, value addition and improved incomes for the livestock farmers.

1.4 Core Values

1. Professionalism
2. Integrity
3. Meritocracy
4. Impartiality
5. Gender Equity
6. Team work

1.5 Strategic Objectives of the State Department of Livestock

The Ministry's strategic objectives are derived from its Strategic Plan. They consist of:-

- a. Increase productivity of the livestock sector
- b. Increase access to livestock markets and value addition of livestock products
- c. Align livestock development function with the Constitution of Kenya 2010
- d. Enhance and reorganize institutional management for efficiency and effectiveness
- e. Address the effects of climate change on livestock sector

The commercialization of small holder, indigenous poultry project put up 160 (One hundred and sixty thousands) poultry housing units. Similarly the small holder Dairy Commercial Project has procured and installed three (3) milk coolers in Rift Valley. 80 Hectares were reseeded under the range management rehabilitation programme.

The livestock subsector despite making significant improvement towards implementation of vision 2030, faces several challenges in realization of its core objectives. These are:

- i. Unpredictable weather patterns;
- ii. Livestock disease Outbreaks;
- iii. High cost of Livestock Inputs;
- iv. Limited value addition and commercialization of livestock enterprises;
- v. Poor marketing: Livestock marketing in the country is constraints by various challenges such as poor market information, seasonality of livestock production resulting into quantity and price fluctuations. This is compounded by poor road infrastructure and international al market requirements.



FELIX KOSKEI
CABINET SECRETARY

2.2 Accounting Officer Report

In the financial year 2012/2013 the sub-sector was allocated a net total of Kshs.8,681,594,671.00 millions of which Kshs.4,527,683,995.00 was for recurrent Expenditure and Kshs.4,153,910,676.00 was for development . These funds were used to implement the 4 sub-programs and the following achievements were made.

2.2.1 Livestock Production and Extension Services;

In Livestock Production and extension services. Conduct 30 field days were conducted and did farm visits and exhibitions including participation in Agricultural Show of Kenya country wide.

The commercialization of small holder, indigenous poultry project put up One hundred and sixty thousands (160,000) poultry housing units. Similarly the small holder Dairy Commercial Project has procured and installed three (3) milk coolers in Rift Valley. 80 Hectares were reseeded under the range rehabilitation programme

2.2.2 Food Safety, animal Products and Laboratory Services;

One Hundred and Twenty (120) honey samples analyzed for quality assurance and renovating of offices and laboratories at national bee keeping station, 4 counties and in ASAL areas taken over by meat inspectorate, construction of slaughter houses are in various stages of completion, Rehabilitation in 2 (Two) Veterinary investigation laboratories was complete.

2.2.3 Livestock Marketing Value addition and Early Warning

Dairy and poultry value chain analysis were undertaken in Nyandarua and Uasin Ngishu. A women group mini Camel Dairy unit construction was completed. The installation of equipment is expected in the next financial year. One livestock holding ground was rehabilitated at Isiolo County.

2.2.4 Livestock Policy and Capacity Building;

Camel and Rabbit policies were drafted. Two stakeholder forums were carried out. The formulation of FMD, rabbit and drugs and substance abuse strategies were finalized. In AHITI Nyahururu, an administration block and a modern milking parlour were constructed, 5 hostels were renovated at AHITI Kabete and Ndongba respectively.



**Sicily K. Kariuki (Mrs), MB\$
ACCOUNTING OFFICER**

MINISTRY OF LIVESTOCK DEVELOPMENT

STATEMENT OF THE ACCOUNTING OFFICER'S/RECEIVER'S OF REVENUE/ADMINISTRATOR'S OF A NATIONAL PUBLIC FUND RESPONSIBILITIES

I accept responsibility for the maintenance of accounting records which may be relied upon in preparation of the financial statements, as well as adequate systems of internal control.

I further accept responsibility for the attached annual accounts, which have been prepared in conformity with Treasury directions and appropriate Government Financial Regulations and Procedures.

I am of the opinion that the attached appropriations and other financial Statements present fairly the financial state of affairs of then Ministry of Livestock Vote 119 as at 30th June, 2013.



Sicily K. Kariubi (Mrs), MB


ACCOUNTING OFFICER

STATEMENT ON PENDING BILLS

In the Financial year ending 30th June, 2013 the then Ministry of Livestock Development was not able to pay all claims due to lack of exchequer as follows:-

Development Vote (D119) -	Kshs.385,880,105.65
Recurrent Vote (R119) -	Kshs. 27,742,073.00

The Bills will be paid in full as a first charge in the allocations of Financial year 2013/2014.



Mbugua Sammy

PRINCIPAL ACCOUNTANT

DEVELOPMENT APPROPRIATION ACCOUNT SUMMARY- FOR THE PERIOD FROM JUL-12 TO JUN-13

ADMINISTRATIVE		Approved Estimates	Actual Expenditure
GROSS EXPENDITURE		KShs	KShs
119000100	Finance and Procurement Services	40,000,000.00	34,743,363.30
119000300	Headquarters Administrative and Technical Services	220,966,690.00	220,128,870.00
119000500	Provincial Livestock Production Services	9,350,000.00	8,848,607.00
119000600	District Livestock Production Services	95,400,000.00	89,538,350.05
119000700	Sheep and Goats Improvement stations	26,000,000.00	23,929,570.00
119000800	Headquarters Livestock Production Support Services	752,877,882.00	653,354,955.85
119001000	Animal Production Farms	22,679,707.00	19,704,461.00
119001100	Animal Production Services	63,700,000.00	59,869,500.20
119001300	Range Management and Improvement	20,000,000.00	19,218,766.00
119001500	Pastoral Areas Training Centre - Narok	3,500,000.00	3,490,774.00
119001600	Griftu Pastoral Training Centre	53,000,000.00	40,880,808.00
119001900	Livestock Information Services	96,000,000.00	10,000,000.00
119002100	Livestock Breeding and Laboratory Services	21,000,000.00	20,742,200.00
119002200	ASAL Based Livestock and Rural Livelihoods Support Project	331,811,395.00	284,768,603.15
119002300	Apicultural and Emerging Livestock Services	3,100,000.00	2,978,220.00
119002400	Project Development Monitoring and Evaluation	6,135,000.00	5,973,642.00
119003200	Veterinary Headquarters	124,242,410.00	116,665,275.05
119003300	Artificial Insemination Services	68,000,000.00	70,740,648.00
119003400	Tick Control Programme	5,000,000.00	4,336,860.00
119003600	District Veterinary Services	104,400,000.00	103,546,494.00
119003800	Meat Inspectorate	275,000,000.00	274,264,770.95
119003900	Leather and Leather Products	59,875,000.00	59,875,000.00
119004000	Tsetse Control Services	53,985,392.00	30,342,056.80
119004100	Disease and Pest Control Services	385,450,000.00	354,972,672.60
119004200	AHITI - Ndomba	28,300,000.00	25,140,000.00
119004300	AHITI - Nyahururu	29,000,000.00	28,999,924.00
119004400	AHITI - Kabete	23,000,000.00	26,894,790.00
119004500	Meat Training School - Athi River	16,500,000.00	16,433,200.00
119004600	Veterinary Investigation Laboratory Services	133,143,700.00	128,168,116.15
119004700	Veterinary Farms Development	42,625,000.00	10,329,770.00
119004800	Central Veterinary Laboratory Services - Kabete	70,640,000.00	74,116,516.85
119004900	Foot and Mouth Disease Control	94,650,000.00	35,247,000.00
110005100	Rabies Control	23,000,000.00	23,000,000.00
119100300	Creation of Sustainable Tsetse & Trypanosomiasis	748,324,247.00	734,004,972.30

DEVELOPMENT APPROPRIATION ACCOUNT SUMMARY- FOR THE PERIOD FROM JUL-12 TO JUN-13

ADMINISTRATIVE		Approved Estimates	Actual Expenditure	
GROSS EXPENDITURE		KShs	KShs	
119100600	Free Area in East & West Africa	133,349,902.00	70,701,471.60	
119100700	Mainstreaming sustainable land management (SLM) in Agropastoral production systems. Smallholders Dairy Commercialization Programme	276,965,101.00	184,008,828.50	
	Gross Total Expenditure	4,460,971,426	3,869,959,057.35	Surplus of Gross Estimates Over Expenditure Kshs
				591,012,368.65
		Approved Estimates	Applied Receipts	
	Appropriation in Aid	(307,060,750.00)	(128,270,224.70)	Surplus/Deficiency in Appropriation in Aid Kshs
	NET TOTAL VOTE D119			(178,790,525.30)
	Ministry of Livestock Development	4,153,910,676.00	3,741,688,832.65	Net Surplus to be surrendered to Exchequer Kshs
				412,221,843.35

DEVELOPMENT APPROPRIATION ACCOUNT SUMMARY- FOR THE PERIOD FROM JUL-12 TO JUN-13

DETAILS OF APPROPRIATION IN AID

ADMINISTRATIVE		Approved Estimates	Actual Receipts
		KShs	KShs
119001900	Livestock Information Services	(46,000,000.00)	0.00
119002200	ASAL Based Livestock and Rural Livelihoods Support Project	(93,000,000.00)	(51,232,813.70)
119100600	Mainstreaming sustainable land management (SLM) in Agropastoral production systems.	(53,460,750.00)	(47,384,386.00)
119100700	Smallholders Dairy Commercialization Programme	(114,600,000.00)	(29,653,025.00)
	Total Appropriations in Aid	KShs (307,060,750.00)	(128,270,224.70)
	Applied Appropriation in Aid	KShs	(307,060,750.00)
	Excess Appropriation in Aid	KShs	0.00
			Payable seperately to the Exchequer Kshs 0.00

VOTE D119 MINISTRY OF LIVESTOCK DEVELOPMENT

DEVELOPMENT APPROPRIATION ACCOUNT ON SUMMARY ITEM - FOR THE PERIOD FROM JUL-12 TO JUN-13

HEAD	SUB HEAD	ITEM	TITLE AND DETAILS	Original	Add/Less Supplementary	Approved Estimates	Actual Expenditure	Over	Under
				KShs	KShs	KShs	KShs	KShs	KShs
0000			Ministry of Livestock Development						
0001			Net Expenditure Head 000000 KShs						
			Finance and Procurement Services						
01			Headquarters Finance and Procurement Services						
	2211300		Other Operating Expenses	40,000,000	0	40,000,000	34,743,363	0	5,256,637
			GROSS EXPENDITURE	40,000,000	0	40,000,000	34,743,363	0	5,256,637
			Appropriations in Aid						
			Total Appropriations in Aid KShs	40,000,000	0	40,000,000	34,743,363	0	5,256,637
			Net Expenditure Sub-Head 01 KShs	40,000,000	0	40,000,000	34,743,363	0	5,256,637
0003			Headquarters Administrative and Technical Services						
01			Headquarters Administrative and Technical Services						
	2630100		Current grants to Govt. Agencies and other levels of Govt.	106,000,000	96,000,000	202,000,000	202,000,000	0	0
	3110300		Refurbishment of Buildings	5,000,000	-1,500,000	3,500,000	3,500,000	0	0
	3111300		Purch. of Certified Seeds, Breeding Stock & Live Animals	0	10,000,000	10,000,000	9,992,750	0	7,250
			GROSS EXPENDITURE	111,000,000	104,500,000	215,500,000	215,492,750	0	7,250
			Appropriations in Aid						
			Total Appropriations in Aid KShs	111,000,000	104,500,000	215,500,000	215,492,750	0	7,250
			Net Expenditure Sub-Head 01 KShs	111,000,000	104,500,000	215,500,000	215,492,750	0	7,250
02			Information Communication Technology Unit Headquarters Administrative and Technical Services						
	3111100		Purch. of Specialised Plant, Equipment & Mach.	5,466,690	0	5,466,690	4,636,120	0	830,570
			GROSS EXPENDITURE	5,466,690	0	5,466,690	4,636,120	0	830,570
			Appropriations in Aid						
			Total Appropriations in Aid KShs	5,466,690	0	5,466,690	4,636,120	0	830,570
			Net Expenditure Sub-Head 02 KShs	116,466,690	104,500,000	220,966,690	220,128,870	0	837,820
0004			Development Planning Services						
			Total Appropriations in Aid KShs	5,466,690	0	5,466,690	4,636,120	0	830,570
			Net Expenditure Sub-Head 02 KShs	116,466,690	104,500,000	220,966,690	220,128,870	0	837,820
0005			Provincial Livestock Production Services						
			Devoled Functions Provincial Livestock Production Services						
	3110200		Construction of Buildings	2,750,000	0	2,750,000	2,670,000	0	80,000
	3110300		Refurbishment of Buildings	3,600,000	750,000	4,350,000	4,042,907	0	307,093
	3110500		Construction and Civil Works	3,000,000	-750,000	2,250,000	2,135,700	0	114,300
			GROSS EXPENDITURE	9,350,000	0	9,350,000	8,848,607	0	501,393
			Appropriations in Aid						
			Total Appropriations in Aid KShs	9,350,000	0	9,350,000	8,848,607	0	501,393
			Net Expenditure Sub-Head 98 KShs	9,350,000	0	9,350,000	8,848,607	0	501,393

DEVELOPMENT APPROPRIATION ACCOUNT ON SUMMARY ITEM - FOR THE PERIOD FROM JUL-12 TO JUN-13

HEAD	SUB HEAD	ITEM	TITLE AND DETAILS	Original	Address Supplementary	Approved Estimates	Actual Expenditure	Over	Under
				KShs	KShs	KShs	KShs	KShs	KShs
0005			Provincial Livestock Production Services						
			Net Expenditure Head 000500 ...	9,350,000	0	9,350,000	8,848,607	0	501,393
			District Livestock Production Services						
0006			Devoled Functions District Livestock Production Services						
			Construction of Buildings	87,200,000	0	87,500,000	82,079,670	0	5,420,330
			Refurbishment of Buildings	6,600,000	0	6,600,000	6,275,000	0	325,000
			Construction and Civil Works	1,600,000	0	1,300,000	1,193,680	0	116,320
			GROSS EXPENDITURE	95,400,000	0	95,400,000	89,538,350	0	5,861,650
			Appropriations in Aid						
			Total Appropriations in Aid	95,400,000	0	95,400,000	89,538,350	0	5,861,650
			Net Expenditure Subhead 98 ...	95,400,000	0	95,400,000	89,538,350	0	5,861,650
0007			Sheep and Goats Improvement Stations						
			Devoled Functions Sheep and Goats Improvement Stations						
			Construction of Buildings	3,000,000	0	3,000,000	2,996,110	0	3,890
			Construction and Civil Works	18,770,000	0	18,770,000	18,605,060	0	164,940
			Purch. of Specialised Plant, Equipment & Mach.	1,850,000	0	1,850,000	1,843,400	0	6,600
			Purch. of Certified Seeds, Breeding Stock & Live Animals	2,380,000	0	2,380,000	485,000	0	1,895,000
			GROSS EXPENDITURE	26,000,000	0	26,000,000	23,929,570	0	2,070,430
			Appropriations in Aid						
			Total Appropriations in Aid	26,000,000	0	26,000,000	23,929,570	0	2,070,430
			Net Expenditure Subhead 98 ...	26,000,000	0	26,000,000	23,929,570	0	2,070,430
0008			Headquarters Livestock Production Support Services						
			Kenya Dairy Board Headquarters Livestock Production Support Services						
			Capital grants to Govt. Agencies and other levels of Govt.	64,000,000	28,600,000	92,600,000	92,600,000	0	0
			GROSS EXPENDITURE	64,000,000	28,600,000	92,600,000	92,600,000	0	0
			Appropriations in Aid						
			Total Appropriations in Aid	64,000,000	28,600,000	92,600,000	92,600,000	0	0
			Net Expenditure Subhead 03 ...	64,000,000	28,600,000	92,600,000	92,600,000	0	0
05			Economic Recovery, Poverty Alleviation and Regional Development Programme						
			Headquarters Livestock Production Support Services						
			Construction of Buildings	57,277,882	0	57,277,882	53,353,986	0	3,923,896
			Construction and Civil Works	125,000,000	-12,500,000	112,500,000	111,254,760	0	1,245,240
			Purch. of Specialised Plant, Equipment & Mach.	30,000,000	-3,500,000	26,500,000	36,755,210	-10,255,210	0
			GROSS EXPENDITURE	312,277,882	-16,000,000	296,277,882	310,754,956	-10,255,210	5,778,136
			Appropriations in Aid						
			Total Appropriations in Aid	312,277,882	-16,000,000	296,277,882	310,754,956	-10,255,210	5,778,136

DEVELOPMENT APPROPRIATION ACCOUNT ON SUMMARY ITEM - FOR THE PERIOD FROM JUL-12 TO JUN-13

HEAD	SUB HEAD	ITEM	TITLE AND DETAILS	Original	Add Less Supplementary	Approved Estimates	Actual Expenditure	Over	Under
				KShs	KShs	KShs	KShs	KShs	KShs
0012			Smallholder Dairy Commercialisation Programme(SCDP)						
0013			Range Management and Improvement						
	01		Headquarters Range Management and Improvement						
		3111100	Purch. of Specialised Plant, Equipment & Mach.	12,000,000	0	12,000,000	11,539,766	0	460,234
		3111300	Purch. of Certified Seeds, Breeding Stock & Live Animals	8,000,000	0	8,000,000	7,679,000	0	321,000
			GROSS EXPENDITURE	20,000,000	0	20,000,000	19,218,766	0	781,234
			Appropriations in Aid						
			Total Appropriations in Aid						
			Net Expenditure SubHead 01	20,000,000	0	20,000,000	19,218,766	0	781,234
0014			Net Expenditure Head 001300	20,000,000	0	20,000,000	19,218,766	0	781,234
			Livestock Training - Support Services						
0015			Net Expenditure Head 001400						
			Pastoral Areas Training Centre - Narok						
	98		Devolved Functions Pastoral Areas Training Centre - Narok						
		3110200	Construction of Buildings	2,000,000	0	2,000,000	1,999,809	0	191
		3110500	Construction and Civil Works	1,500,000	0	1,500,000	1,490,965	0	9,035
			GROSS EXPENDITURE	3,500,000	0	3,500,000	3,490,774	0	9,226
			Appropriations in Aid						
			Total Appropriations in Aid						
			Net Expenditure SubHead 98	3,500,000	0	3,500,000	3,490,774	0	9,226
0016			Net Expenditure Head 001500	3,500,000	0	3,500,000	3,490,774	0	9,226
			Griftu Pastoral Training Centre						
	98		Devolved Functions Griftu Pastoral Training Centre						
		3110200	Construction of Buildings	43,000,000	0	43,000,000	37,480,808	0	5,519,192
		3110500	Construction and Civil Works	7,000,000	0	7,000,000	3,400,000	0	3,600,000
		3110700	Purchase of Vehicles & Other Transport Equipment	3,000,000	0	3,000,000	0	0	3,000,000
			GROSS EXPENDITURE	53,000,000	0	53,000,000	40,880,808	0	12,119,192
			Appropriations in Aid						
			Total Appropriations in Aid						
			Net Expenditure SubHead 98	53,000,000	0	53,000,000	40,880,808	0	12,119,192
0017			Net Expenditure Head 001600	53,000,000	0	53,000,000	40,880,808	0	12,119,192
			Mobile Pastoral Training Unit						
0018			Net Expenditure Head 001700						
			Dairy Training School						

VOTE D119 MINISTRY OF LIVESTOCK DEVELOPMENT

DEVELOPMENT APPROPRIATION ACCOUNT ON SUMMARY ITEM - FOR THE PERIOD FROM JUL-12 TO JUN-13

HEAD	SUB HEAD	ITEM	TITLE AND DETAILS	Original	Add/Less Supplementary	Approved Estimates	Actual Expenditure	Over	Under
				KShs	KShs	KShs	KShs	KShs	KShs
0018			Dairy Training School						
0019			Net Expenditure Head 001800 ...	0	0	0	0	0	0
			Livestock Information Services						
01			Headquarters Livestock Information Services						
	2210300		Domestic Travel and Subsistence, and Other Transportation Costs	0	6,000,000	6,000,000	0	0	6,000,000
	2210400		Foreign Travel and Subsistence, and Other Transportation Costs	0	9,800,000	9,800,000	0	0	9,800,000
	2210500		Printing, Advertising and Information Supplies and Services	0	4,500,000	4,500,000	0	0	4,500,000
	2210600		Rentals of Produced Assets	0	500,000	500,000	0	0	500,000
	2210700		Training Expenses (including capacity building)	0	3,200,000	3,200,000	0	0	3,200,000
	2210800		Hospitality Supplies and Services	0	300,000	300,000	0	0	300,000
	2210900		Insurance Costs	0	1,700,000	1,700,000	0	0	1,700,000
	2211100		Office and General Supplies and Services	0	1,000,000	1,000,000	0	0	1,000,000
	2211200		Fuel Oil and Lubricants	0	2,000,000	2,000,000	0	0	2,000,000
	2211300		Other Operating Expenses	0	33,000,000	33,000,000	0	0	33,000,000
	2220100		Routine Maintenance - Vehicles and Other Transport Equipmt.	0	1,000,000	1,000,000	0	0	1,000,000
	3110700		Purchase of Vehicles & Other Transport Equipment	0	16,000,000	16,000,000	0	0	16,000,000
	3111000		Purch. of Office Furn. & General Eqpt.	0	6,000,000	6,000,000	0	0	6,000,000
	3111100		Purch. of Specialised Plant, Equipment & Mach.	0	1,000,000	1,000,000	0	0	1,000,000
			GROSS EXPENDITURE	0	86,000,000	86,000,000	0	0	86,000,000
			Appropriations in Aid						
	5120100		Domestic Currency and Domestic Deposits	0	-46,000,000	-46,000,000	0	0	-46,000,000
			Total Appropriations in Aid	0	-46,000,000	-46,000,000	0	0	-46,000,000
			Net Expenditure SubHead 01	0	132,000,000	40,000,000	0	0	40,000,000
98			Devolved Functions Livestock Information Services						
			Construction and Civil Works	10,000,000	0	10,000,000	10,000,000	0	0
			GROSS EXPENDITURE	10,000,000	0	10,000,000	10,000,000	0	0
			Appropriations in Aid						
			Total Appropriations in Aid	10,000,000	0	10,000,000	10,000,000	0	0
			Net Expenditure SubHead 98	10,000,000	132,000,000	50,000,000	10,000,000	0	40,000,000
0020			Net Expenditure Head 001900 ...	10,000,000	132,000,000	50,000,000	10,000,000	0	40,000,000
			Livestock Education and Extension Services						
0021			Net Expenditure Head 002000 ...						
			Livestock Breeding and Laboratory Services						
98			Devolved Functions Livestock Breeding and Laboratory Services						
	3110200		Construction of Buildings	15,000,000	0	15,000,000	14,884,800	0	115,200
	3111100		Purch. of Specialised Plant, Equipment & Mach.	6,000,000	0	6,000,000	5,857,400	0	142,600
			GROSS EXPENDITURE	21,000,000	0	21,000,000	20,742,200	0	257,800

DEVELOPMENT APPROPRIATION ACCOUNT ON SUMMARY ITEM - FOR THE PERIOD FROM JUL-12 TO JUN-13

HEAD	SUB HEAD	ITEM	TITLE AND DETAILS	Original	Add/less Supplementary	Approved Estimates	Actual Expenditure	Over	Under
0021			Livestock Breeding and Laboratory Services	KShs	KShs	KShs	KShs	KShs	KShs
	98		Devoled Functions Livestock Breeding and Laboratory Services						
			Appropriations in Aid						
			Total Appropriations in Aid	KShs					
			Net Expenditure Subhead 98	KShs	0	21,000,000	20,742,200	0	257,800
0022			ASAL Based Livestock and Rural Livelihoods Support Project	KShs					
			ASAL Based Livestock and Rural Livelihoods Support Project (Loan) ASAL Based Livestock and Rural Livelihoods Support Project (Grant) ASAL Personal Allowance Support Project of Salary Communication, Supplies and Services						
			Domestic Travel and Subsistence, and Other Transportation Costs	13,000,000	0	13,000,000	12,992,365	0	7,635
			Foreign Travel and Subsistence, and Other Transportation Costs	1,350,000	340,000	1,790,000	1,000,000	0	1,690,000
			Printing, Advertising and Information Supplies and Services	22,120,000	350,000	22,370,000	5,378,012	0	16,991,988
			Training Expenses (including capacity building)	1,500,000	-1,500,000	0	0	0	0
			Hospitality Supplies and Services	1,100,000	-450,000	650,000	599,480	0	50,520
			Specialised Materials and Supplies	18,200,000	-3,600,000	14,600,000	12,972,020	0	1,627,981
			Office and General Supplies and Services	600,000	50,000	650,000	575,004	0	74,996
			Fuel Oil and Lubricants	87,500,000	69,950,000	157,450,000	160,052,353	-2,602,353	0
			Other Operating Expenses	6,380,000	0	6,380,000	1,144,020	0	5,235,980
			Routine Maintenance - Vehicles and Other Transport Equipment	14,100,000	700,000	14,800,000	1,213,576	0	13,586,425
			Routine Maintenance - Other Assets	12,000,000	-140,000	11,860,000	8,101,929	0	3,758,071
			Refurbishment of Buildings	6,350,000	1,200,000	7,550,000	1,800,000	0	5,750,000
			Construction and Civil Works	3,300,000	300,000	3,600,000	0	0	3,600,000
			Overhaul of Vehicles & Other Transport Equipment	16,000,000	-4,600,000	11,400,000	11,343,164	0	56,836
			Purch. of Office Furn. & General Eqpt.	24,701,993	-1,590,598	23,111,395	25,110,987	-1,999,292	0
			Appropriations in Aid	11,500,000	0	11,500,000	11,500,000	0	0
			GROSS EXPENDITURE	1,000,000	0	1,000,000	1,000,000	0	0
			Domestic Accounts Payable	700,000	-200,000	500,000	496,800	0	3,200
			Total Appropriations in Aid	241,401,993	60,809,402	302,211,395	254,379,408	-4,601,645	52,433,632
			Net Expenditure Subhead 02	KShs	KShs	KShs	KShs	KShs	KShs
			ASAL Based Livestock and Rural Livelihoods Support Project (Grant) ASAL Based Livestock and Rural Livelihoods Support Project (Loan) ASAL Personal Allowance Support Project of Salary Communication, Supplies and Services	2,000,000	-1,800,000	200,000	200,000	0	0
			Domestic Travel and Subsistence, and Other Transportation Costs	0	40,000	40,000	30,735	0	9,265
			Printing, Advertising and Information Supplies and Services	5,000,000	-4,800,000	200,000	0	0	200,000
			Training Expenses (including capacity building)	1,000,000	-580,000	420,000	415,818	0	4,182
			Office and General Supplies and Services	2,000,000	-1,940,000	60,000	60,000	0	0
			Fuel Oil and Lubricants	7,000,000	18,300,000	25,300,000	25,237,301	0	62,699
			Other Operating Expenses	2,000,000	-1,620,000	380,000	345,741	0	34,259
			Routine Maintenance - Vehicles and Other						
			ASAL Based Livestock and Rural Livelihoods Support Project (Grant) ASAL Based Livestock and Rural Livelihoods Support Project (Loan) ASAL Personal Allowance Support Project of Salary Communication, Supplies and Services	241,401,993	153,809,402	209,211,395	203,146,595	-4,601,645	10,666,445
			Domestic Accounts Payable	0	-93,000,000	-93,000,000	-51,232,814	0	-41,767,186
			Total Appropriations in Aid	KShs	KShs	KShs	KShs	KShs	KShs
			ASAL Based Livestock and Rural Livelihoods Support Project	241,401,993	-93,000,000	209,211,395	203,146,595	-4,601,645	10,666,445

VOTE D119 MINISTRY OF LIVESTOCK DEVELOPMENT

DEVELOPMENT APPROPRIATION ACCOUNT ON SUMMARY ITEM - FOR THE PERIOD FROM JUL-12 TO JUN-13

HEAD	SUB HEAD	ITEM	TITLE AND DETAILS	Original	Add/Less Supplementary	Approved Estimates	Actual Expenditure	Over	Under
				KShs	KShs	KShs	KShs	KShs	KShs
0022			ASAL Based Livestock and Rural Livelihoods Support Project						
	03	3110500	ASAL Based Livestock and Rural Livelihoods Support Project (Grant) ASAL Based Livestock and Rural Livelihoods Transport Equipment Support Project Construction and Civil Works	6,000,000 25,000,000	-3,000,000 4,600,000	3,000,000 29,600,000	4,099,600 30,389,195	-1,099,600 -1,099,600	0 310,405
			GROSS EXPENDITURE						
			Appropriations in Aid						
			Total Appropriations in Aid	25,000,000	4,600,000	29,600,000	30,389,195	-1,099,600	310,405
			Net Expenditure SubHead 03	25,000,000	4,600,000	29,600,000	30,389,195	-1,099,600	310,405
0023			Net Expenditure Head 002200	266,401,993	158,409,402	238,811,395	233,535,789	-5,701,245	10,976,851
			Apicultural and Emerging Livestock Services						
	01		Headquarters Apicultural and Emerging Livestock Services						
		2211000	Specialised Materials and Supplies	400,000	0	400,000	400,000	0	0
		3110500	Construction and Civil Works	2,000,000	0	2,000,000	1,980,060	0	19,940
		3111100	Purch. of Specialised Plant, Equipment & Mach.	600,000	0	600,000	598,160	0	1,840
		3111300	Purch. of Certified Seeds, Breeding Stock & Live Animals	100,000	0	100,000	0	0	100,000
			GROSS EXPENDITURE	3,100,000	0	3,100,000	2,978,220	0	121,780
			Appropriations in Aid						
			Total Appropriations in Aid	3,100,000	0	3,100,000	2,978,220	0	121,780
			Net Expenditure SubHead 01	3,100,000	0	3,100,000	2,978,220	0	121,780
0024			Net Expenditure Head 002300	3,100,000	0	3,100,000	2,978,220	0	121,780
			Project Development Monitoring and Evaluation						
	01		Headquarters Project Development Monitoring and Evaluation						
		3111000	Purch. of Office Furn. & General Expt.	3,050,000	-915,000	2,135,000	2,124,260	0	10,740
		3111100	Purch. of Specialised Plant, Equipment & Mach.	4,000,000	0	4,000,000	3,849,382	0	150,618
			GROSS EXPENDITURE	7,050,000	-915,000	6,135,000	5,973,642	0	161,358
			Appropriations in Aid						
			Total Appropriations in Aid	7,050,000	-915,000	6,135,000	5,973,642	0	161,358
			Net Expenditure SubHead 01	7,050,000	-915,000	6,135,000	5,973,642	0	161,358
0025			Net Expenditure Head 002400	7,050,000	-915,000	6,135,000	5,973,642	0	161,358
			Fisheries						
	0027		Net Expenditure Head 002500						
			Fisheries Stations						
	0028		Net Expenditure Head 002700						
			Fisheries and Hatchery						
			Net Expenditure Head 002800						

DEVELOPMENT APPROPRIATION ACCOUNT ON SUMMARY ITEM - FOR THE PERIOD FROM JUL-12 TO JUN-13

HEAD	SUB HEAD	ITEM	TITLE AND DETAILS	Original	Add/less Supplementary	Approved Estimates	Actual Expenditure	Over	Under
0031			Marine Fisheries Research Institute	KShs	KShs	KShs	KShs	KShs	KShs
			Net Expenditure Head 003100 ...					0	0
			Veterinary Headquarters						
0032									
			Livestock Vaccination and Branding Services Veterinary Headquarters						
			Specialised Materials and Supplies	40,000,000	-15,000,000	25,000,000	24,999,950	0	50
			GROSS EXPENDITURE	40,000,000	-15,000,000	25,000,000	24,999,950	0	50
			Appropriations in Aid						
			Total Appropriations in Aid	KShs	KShs	KShs	KShs	KShs	KShs
			Net Expenditure SubHead 02	40,000,000	-15,000,000	25,000,000	24,999,950	0	50
003									
			Economic Recovery, Poverty Alleviation and Regional Development Programme						
			Veterinary Headquarters						
			Basic Wages - Temporary Employees	81,242,410	0	81,242,410	73,665,325	0	7,577,085
			GROSS EXPENDITURE	81,242,410	0	81,242,410	73,665,325	0	7,577,085
			Appropriations in Aid						
			Total Appropriations in Aid	KShs	KShs	KShs	KShs	KShs	KShs
			Net Expenditure SubHead 03	81,242,410	0	81,242,410	73,665,325	0	7,577,085
004									
			Kenya Veterinary Board Veterinary Headquarters						
			Capital grants to Govt. Agencies and other levels of Govt.	20,000,000	-2,000,000	18,000,000	18,000,000	0	0
			GROSS EXPENDITURE	20,000,000	-2,000,000	18,000,000	18,000,000	0	0
			Appropriations in Aid						
			Total Appropriations in Aid	KShs	KShs	KShs	KShs	KShs	KShs
			Net Expenditure SubHead 04	20,000,000	-2,000,000	18,000,000	18,000,000	0	0
			Net Expenditure Head 003200 ...	141,242,410	-17,000,000	124,242,410	116,665,275	0	7,577,135
			Artificial Insemination Services						
0033									
			Devoived Functions Artificial Insemination Services						
			Capital grants to Govt. Agencies and other levels of Govt.	48,000,000	0	48,000,000	48,000,000	0	0
			Purch. of Specialised Plant, Equipment & Mach.	20,000,000	0	20,000,000	22,740,648	-2,740,648	0
			GROSS EXPENDITURE	68,000,000	0	68,000,000	70,740,648	-2,740,648	0
			Appropriations in Aid						
			Total Appropriations in Aid	KShs	KShs	KShs	KShs	KShs	KShs
			Net Expenditure SubHead 98	68,000,000	0	68,000,000	70,740,648	-2,740,648	0
			Net Expenditure Head 003300 ...	68,000,000	0	68,000,000	70,740,648	-2,740,648	0
			Tick Control Programme						
0034									
			Headquarters Tick Control Programme						
			Other Operating Expenses	4,000,000	0	4,000,000	3,346,860	0	653,140
			Construction and Civil Works	1,000,000	0	1,000,000	990,000	0	10,000
			GROSS EXPENDITURE	5,000,000	0	5,000,000	4,336,860	0	663,140
			Appropriations in Aid						

VOTE D119 MINISTRY OF LIVESTOCK DEVELOPMENT

DEVELOPMENT APPROPRIATION ACCOUNT ON SUMMARY ITEM - FOR THE PERIOD FROM JUL-12 TO JUN-13

HEAD	SUB HEAD	ITEM	TITLE AND DETAILS	Original	Add/Less Supplementary	Approved Estimates	Actual Expenditure	Over	Under
				KShs	KShs	KShs	KShs	KShs	KShs
0034			Tick Control Programme						
	01		Headquarters Tick Control Programme						
			Appropriations in Aid						
			Total Appropriations in Aid	5,000,000	0	5,000,000	4,336,860	0	663,140
			Net Expenditure SubHead 01	5,000,000	0	5,000,000	4,336,860	0	663,140
0035			Provincial Veterinary Services						
			Net Expenditure Head 003500						
0036			District Veterinary Services						
			Devolved Functions District Veterinary Services						
		3110200	Construction of Buildings	96,900,000	5,000,000	101,900,000	101,546,494	0	353,506
		3110500	Construction and Civil Works	2,500,000	0	2,500,000	2,000,000	0	500,000
			GROSS EXPENDITURE	99,400,000	5,000,000	104,400,000	103,546,494	0	853,506
			Appropriations in Aid						
			Total Appropriations in Aid	99,400,000	5,000,000	104,400,000	103,546,494	0	853,506
			Net Expenditure SubHead 98	99,400,000	5,000,000	104,400,000	103,546,494	0	853,506
0037			Veterinary Clinical Services						
			Net Expenditure Head 003700						
0038			Meat Inspectorate						
			Economic Recovery, Poverty Alleviation and Regional Development Programme						
		3110200	Meat Inspectorate	300,000,000	-25,000,000	275,000,000	274,264,771	0	735,229
			GROSS EXPENDITURE	300,000,000	-25,000,000	275,000,000	274,264,771	0	735,229
			Appropriations in Aid						
			Total Appropriations in Aid	300,000,000	-25,000,000	275,000,000	274,264,771	0	735,229
			Net Expenditure SubHead 02	300,000,000	-25,000,000	275,000,000	274,264,771	0	735,229
0039			Leather and Leather Products						
			Headquarters Leather and Leather Products						
		2211300	Other Operating Expenses	1,200,000	0	1,200,000	1,200,000	0	0
		3110200	Construction of Buildings	30,000,000	-3,000,000	27,000,000	27,000,000	0	0
		3110500	Construction and Civil Works	8,000,000	0	8,000,000	8,000,000	0	0
			GROSS EXPENDITURE	39,200,000	-3,000,000	36,200,000	36,200,000	0	0
			Appropriations in Aid						
			Total Appropriations in Aid	39,200,000	-3,000,000	36,200,000	36,200,000	0	0
			Net Expenditure SubHead 01	39,200,000	-3,000,000	36,200,000	36,200,000	0	0

DEVELOPMENT APPROPRIATION ACCOUNT ON SUMMARY ITEM - FOR THE PERIOD FROM JUL-12 TO JUN-13

HEAD	SUB HEAD	ITEM	TITLE AND DETAILS	Original	Address Supplementary	Approved Estimates	Actual Expenditure	Over	Under
				KShs	KShs	KShs	KShs	KShs	KShs
0039			Leather and Leather Products						
	02	2630200	Kenya Leather Council Leather and Leather Products	24,000,000	-325,000	23,675,000	23,675,000	0	0
			Capital grants to Govt. Agencies and other levels of Govt.	24,000,000	-325,000	23,675,000	23,675,000	0	0
			GROSS EXPENDITURE	24,000,000	-325,000	23,675,000	23,675,000	0	0
			Appropriations in Aid						
			Net Expenditure Subhead 02	KShs					
			Total Appropriations in Aid	24,000,000	-325,000	23,675,000	23,675,000	0	0
			Net Expenditure Head 003900	KShs					
0040			Tsetse Control Services	63,200,000	-3,325,000	59,875,000	59,875,000	0	0
	01		Headquarters Tsetse Control Services						
		2211300	Other Operating Expenses	10,000,000	0	10,000,000	7,276,235	0	2,723,765
		3110200	Construction of Buildings	24,735,596	-4,000,000	20,735,596	0	0	20,735,596
		3110500	Construction and Civil Works	15,399,796	0	15,399,796	15,299,321	0	100,475
		3110700	Purchase of Vehicles & Other Transport Equipment	3,850,000	4,000,000	7,850,000	7,766,501	0	83,499
			GROSS EXPENDITURE	53,985,392	0	53,985,392	30,342,057	0	23,643,335
			Appropriations in Aid						
			Total Appropriations in Aid	53,985,392	0	53,985,392	30,342,057	0	23,643,335
			Net Expenditure Subhead 01	KShs					
0041			Net Expenditure Head 004000	KShs					
			Disease and Pest Control Services	53,985,392	0	53,985,392	30,342,057	0	23,643,335
	01		Headquarters Disease and Pest Control Services						
		2210300	Domestic Travel and Subsistence, and Other Transportation Costs	0	1,329,000	1,329,000	170,000	0	1,159,000
		2210500	Printing, Advertising and Information Supplies and Services	0	3,000,000	3,000,000	1,863,200	0	1,136,800
		2211000	Specialised Materials and Supplies	270,000,000	-20,000,000	250,000,000	262,558,146	-12,558,146	0
		2211100	Office and General Supplies and Services	0	200,000	200,000	40,000	0	160,000
		2211200	Fuel Oil and Lubricants	0	761,000	761,000	761,000	0	0
		2220100	Routine Maintenance - Vehicles and Other Transport Equipment	0	60,000	60,000	59,500	0	500
		3110200	Construction of Buildings	53,410,000	-910,000	52,500,000	16,261,276	0	36,238,724
		3110500	Research, Feasibility Studies, Project Preparation and Design, Project Supervision	2,400,000	0	2,400,000	93,470	0	2,306,530
		3111400	GROSS EXPENDITURE	335,810,000	-18,560,000	317,250,000	289,293,372	-13,044,926	41,001,554
			Appropriations in Aid						
			Total Appropriations in Aid	335,810,000	-18,560,000	317,250,000	289,293,372	-13,044,926	41,001,554
			Net Expenditure Subhead 01	KShs					
04			Net Expenditure Head 004100	KShs					
			Somali Ecosystem Rinderpest Eradication Unit (SERECU) Disease and Pest Control Services	10,000,000	-3,000,000	7,000,000	4,479,300	0	2,520,700
			Research, Feasibility Studies, Project Preparation and Design, Project Supervision	10,000,000	-3,000,000	7,000,000	4,479,300	0	2,520,700
			GROSS EXPENDITURE	10,000,000	-3,000,000	7,000,000	4,479,300	0	2,520,700
			Appropriations in Aid						
			Total Appropriations in Aid	10,000,000	-3,000,000	7,000,000	4,479,300	0	2,520,700
			Net Expenditure Subhead 04	KShs					
			Net Expenditure Head 004100	KShs					

VOTE D119 MINISTRY OF LIVESTOCK DEVELOPMENT

DEVELOPMENT APPROPRIATION ACCOUNT ON SUMMARY ITEM - FOR THE PERIOD FROM JUL-12 TO JUN-13

HEAD	SUB HEAD	ITEM	TITLE AND DETAILS	Original	Add/Less Supplementary	Approved Estimates	Actual Expenditure	Over	Under
				KShs	KShs	KShs	KShs	KShs	KShs
0041			Disease and Pest Control Services						
	04		Somali Ecosystem Rinderpest Eradication Unit (SERECU) Disease and Pest Control Services						
			Appropriations in Aid						
			Total Appropriations in Aid	10,000,000	-3,000,000	7,000,000	4,479,300	0	2,520,700
			Net Expenditure SubHead 04						
	06		Kenya Veterinary Vaccines Production Institute Disease and Pest Control Services						
			Capital grants to Govt. Agencies and other levels of Govt.	68,000,000	-6,800,000	61,200,000	61,200,000	0	0
			GROSS EXPENDITURE	68,000,000	-6,800,000	61,200,000	61,200,000	0	0
			Appropriations in Aid						
			Total Appropriations in Aid	68,000,000	-6,800,000	61,200,000	61,200,000	0	0
			Net Expenditure SubHead 06	413,810,000	-28,360,000	385,450,000	354,972,673	-13,044,926	43,522,253
			Net Expenditure Head 004100						
0042			AHITI - Ndomba						
	98		Devolved Functions AHITI - Ndomba						
			Other Operating Expenses	2,500,000	0	2,500,000	2,450,000	0	50,000
			Refurbishment of Buildings	14,000,000	-2,800,000	11,200,000	11,190,000	0	10,000
			Construction and Civil Works	7,800,000	0	7,800,000	6,250,000	0	1,550,000
			Purchase of Vehicles & Other Transport Equipment	4,000,000	2,800,000	6,800,000	5,250,000	0	1,550,000
			GROSS EXPENDITURE	28,300,000	0	28,300,000	25,140,000	0	3,160,000
			Appropriations in Aid						
			Total Appropriations in Aid	28,300,000	0	28,300,000	25,140,000	0	3,160,000
			Net Expenditure SubHead 98	28,300,000	0	28,300,000	25,140,000	0	3,160,000
			Net Expenditure Head 004200						
0043			AHITI - Nyahururu						
	98		Devolved Functions AHITI - Nyahururu						
			Construction of Buildings	29,000,000	0	29,000,000	28,999,924	0	76
			GROSS EXPENDITURE	29,000,000	0	29,000,000	28,999,924	0	76
			Appropriations in Aid						
			Total Appropriations in Aid	29,000,000	0	29,000,000	28,999,924	0	76
			Net Expenditure SubHead 98	29,000,000	0	29,000,000	28,999,924	0	76
			Net Expenditure Head 004300						
0044			AHITI - Kabete						
	98		Devolved Functions AHITI - Kabete						
			Refurbishment of Buildings	15,000,000	6,000,000	21,000,000	24,894,790	-3,894,790	0
			Overhaul & Refurbishment of Construction and Civil Works	2,000,000	0	2,000,000	2,000,000	0	0
			GROSS EXPENDITURE	17,000,000	6,000,000	23,000,000	26,894,790	-3,894,790	0
			Appropriations in Aid						

DEVELOPMENT APPROPRIATION ACCOUNT ON SUMMARY ITEM - FOR THE PERIOD FROM JUL-12 TO JUN-13

HEAD	SUB HEAD	ITEM	TITLE AND DETAILS	Original	Address Supplementary	Approved Estimates	Actual Expenditure	Over	Under
0044			AHITI - Kabete	KShs	KShs	KShs	KShs	KShs	KShs
	98		Devolved Functions AHITI - Kabete						
			Appropriations in Aid						
			Total Appropriations in Aid	KShs					
			Net Expenditure SubHead 98	KShs	6,000,000	23,000,000	26,894,790	-3,894,790	0
			Net Expenditure Head 004400	KShs	17,000,000	23,000,000	26,894,790	-3,894,790	0
0045			Meat Training School - Athi River						
	98		Devolved Functions Meat Training School - Athi River						
			Appropriations in Aid						
			Total Appropriations in Aid	KShs					
			Net Expenditure SubHead 98	KShs	17,000,000	16,500,000	16,433,200	56,800	66,800
			Net Expenditure Head 004500	KShs	17,000,000	16,500,000	16,433,200	56,800	66,800
			Other Operating Expenses						
		2211300	Other Operating Expenses	1,500,000	0	1,500,000	1,498,200	0	1,800
		3110200	Construction of Buildings	15,000,000	-3,000,000	12,000,000	11,985,000	0	15,000
		3110700	Purchase of Vehicles & Other Transport Equipment	0	3,000,000	3,000,000	2,950,000	0	50,000
			GROSS EXPENDITURE	KShs	16,500,000	16,500,000	16,433,200	0	66,800
0046			Veterinary Investigation Laboratory Services						
	01		Headquarters Veterinary Investigation Laboratory Services						
			Appropriations in Aid						
			Total Appropriations in Aid	KShs					
			Net Expenditure SubHead 98	KShs	16,500,000	16,500,000	16,433,200	0	66,800
			Net Expenditure Head 004500	KShs	16,500,000	16,500,000	16,433,200	0	66,800
			Specialised Materials and Supplies						
		2211000	Specialised Materials and Supplies	39,183,700	0	39,183,700	46,007,900	-6,824,200	0
		2211300	Other Operating Expenses	4,500,000	0	4,500,000	4,397,910	0	102,090
		3110200	Construction of Buildings	15,000,000	-1,500,000	13,500,000	8,708,530	0	4,791,470
		3110300	Refurbishment of Buildings	30,800,000	-990,000	29,810,000	27,210,192	0	2,399,808
		3110500	Construction and Civil Works	33,950,000	0	33,950,000	30,337,824	0	3,612,176
		3111100	Purch. of Specialised Plant, Equipment & Mach.	8,000,000	500,000	8,500,000	8,438,080	0	61,940
		3111200	Rehabilitation & Renovation of Plant, Mach. & Equip.	4,400,000	-500,000	3,900,000	3,067,700	0	832,300
			GROSS EXPENDITURE	KShs	135,633,700	133,143,700	128,168,116	-6,824,200	11,799,784
			Appropriations in Aid						
			Total Appropriations in Aid	KShs					
			Net Expenditure SubHead 01	KShs	135,633,700	133,143,700	128,168,116	-6,824,200	11,799,784
			Net Expenditure Head 004600	KShs	135,633,700	133,143,700	128,168,116	-6,824,200	11,799,784
0047			Veterinary Farms Development						
	98		Devolved Functions Veterinary Farms Development						
			Appropriations in Aid						
			Total Appropriations in Aid	KShs					
			Net Expenditure SubHead 98	KShs	41,200,000	42,625,000	42,625,000	0	32,295,230
			Net Expenditure Head 004700	KShs	41,200,000	42,625,000	42,625,000	0	32,295,230
			Other Operating Expenses						
		2211300	Other Operating Expenses	3,000,000	0	3,000,000	0	0	3,000,000
		3110300	Refurbishment of Buildings	1,000,000	0	1,000,000	270,262	0	729,738
		3110500	Construction and Civil Works	36,200,000	1,000,000	37,200,000	10,059,508	0	27,140,492
		3111300	Purch. of Certified Seeds, Breeding Stock & Live Animals	1,000,000	425,000	1,425,000	0	0	1,425,000
			GROSS EXPENDITURE	KShs	41,200,000	42,625,000	42,625,000	0	32,295,230

VOTE D119 MINISTRY OF LIVESTOCK DEVELOPMENT
DEVELOPMENT APPROPRIATION ACCOUNT ON SUMMARY ITEM - FOR THE PERIOD FROM JUL-12 TO JUN-13

HEAD	SUB HEAD	ITEM	TITLE AND DETAILS	Original	Add/Less Supplementary	Approved Estimates	Actual Expenditure	Over	Under
				KShs	KShs	KShs	KShs	KShs	KShs
0047			Veterinary Farms Development						
	98		Devoled Functions Veterinary Farms Development						
			Appropriations in Aid						
			Total Appropriations in Aid	41,200,000	1,425,000	42,625,000	10,329,770	0	32,295,230
			Net Expenditure SubHead 98	41,200,000	1,425,000	42,625,000	10,329,770	0	32,295,230
0048			Central Veterinary Laboratory Services - Kabete						
	01		Headquarters Central Veterinary Laboratory Services - Kabete						
		3110200	Construction of Buildings	65,000,000	-6,500,000	58,500,000	61,417,780	-2,917,780	0
		3110300	Refurbishment of Buildings	8,500,000	-2,550,000	5,950,000	5,941,885	0	8,115
		3110600	Overhaul & Refurbishment of Construction and Civil Works	5,000,000	0	5,000,000	5,566,852	-566,852	0
		3111000	Purch. of Office Fum. & General Eqpt.	1,700,000	-510,000	1,190,000	1,190,000	0	0
			GROSS EXPENDITURE	80,200,000	-9,560,000	70,640,000	74,116,517	-3,484,632	8,115
			Appropriations in Aid						
			Total Appropriations in Aid	80,200,000	-9,560,000	70,640,000	74,116,517	-3,484,632	8,115
			Net Expenditure SubHead 01	80,200,000	-9,560,000	70,640,000	74,116,517	-3,484,632	8,115
0049			Foot and Mouth Disease Control						
	01		Headquarters Foot and Mouth Disease Control						
		2211000	Specialised Materials and Supplies	0	94,650,000	94,650,000	35,247,000	0	59,403,000
			GROSS EXPENDITURE	0	94,650,000	94,650,000	35,247,000	0	59,403,000
			Appropriations in Aid						
			Total Appropriations in Aid	0	94,650,000	94,650,000	35,247,000	0	59,403,000
			Net Expenditure SubHead 01	0	94,650,000	94,650,000	35,247,000	0	59,403,000
0050			Pastoral Areas Veterinary Services						
			Net Expenditure Head 0050000	0	0	0	0	0	0
0051			Rabies Control						
	01		Headquarters Rabies Control						
		2211000	Specialised Materials and Supplies	18,000,000	5,000,000	23,000,000	23,000,000	0	0
			GROSS EXPENDITURE	18,000,000	5,000,000	23,000,000	23,000,000	0	0
			Appropriations in Aid						
			Total Appropriations in Aid	18,000,000	5,000,000	23,000,000	23,000,000	0	0
			Net Expenditure SubHead 01	18,000,000	5,000,000	23,000,000	23,000,000	0	0
0801			Net Expenditure Head 0051000	18,000,000	5,000,000	23,000,000	23,000,000	0	0
			Net Expenditure Head 0001000						

DEVELOPMENT APPROPRIATION ACCOUNT ON SUMMARY ITEM - FOR THE PERIOD FROM JUL-12 TO JUN-13

HEAD	SUB HEAD	ITEM	TITLE AND DETAILS	Original		Address Supplementary		Approved Estimates		Actual Expenditure		Over		Under	
				KShs	KShs	KShs	KShs	KShs	KShs	KShs	KShs	KShs	KShs		
0801															
0806			Net Expenditure Head 080600 ...												
0807			Net Expenditure Head 080700 ...												
0808			Net Expenditure Head 080800 ...												
0809			Net Expenditure Head 080900 ...												
0810			Net Expenditure Head 081000 ...												
1003			Creation of Sustainable Tsetse & Trypanosomiasis Free Area in East & West Africa												
	01		Headquarters Creation of Sustainable Tsetse & Trypanosomiasis Free Area in East & West Africa												
		2110200	Basic Wages - Temporary Employees	16,344,000	0	16,344,000	16,295,324	0	48,876						
		2110300	Personal Allowances paid as part of Salary Communication, Supplies and Services	41,200,000	0	41,200,000	41,200,000	0	0						
		2210200	Domestic Travel and Subsistence, and Other Transportation Costs	3,691,000	0	3,691,000	3,630,990	0	60,010						
		2210300	Foreign Travel and Subsistence, and Other Transportation Costs	60,500,000	0	60,500,000	60,304,000	0	196,000						
		2210400	Printing, Advertising and Information Supplies and Services	9,840,000	0	9,840,000	9,821,270	0	18,730						
		2210500	Rentals of Produced Assets	12,200,000	0	12,200,000	12,161,600	0	38,400						
		2210600	Training Expenses (including capacity building)	2,280,000	0	2,280,000	2,280,000	0	0						
		2210700	Hospitality Supplies and Services	5,752,000	0	5,752,000	5,752,000	0	0						
		2210800	Insurance Costs	2,126,000	0	2,126,000	2,126,000	0	0						
		2210900	Specialised Materials and Supplies	300,000	0	300,000	279,500	0	20,500						
		2211000	Office and General Supplies and Services	3,385,000	30,000,000	332,385,750	332,385,750	0	0						
		2211100	Fuel Oil and Lubricants	10,330,397	0	3,368,546	3,368,546	0	16,454						
		2211200	Other Operating Expenses	227,750,000	0	227,750,000	213,849,340	0	19,845						
		2220200	Routine Maintenance - Other Assets	580,000	0	580,000	580,000	0	0						
		2230100	Exchange Rate Losses	100,000	0	100,000	100,000	0	0						
		3110700	Purchase of Vehicles & Other Transport Equipment	5,150,000	-1,545,000	3,605,000	3,605,000	0	0						
		3110800	Overhaul of Vehicles & Other Transport Equipment	2,500,000	0	2,500,000	2,500,000	0	0						
		3111000	Purch. of Office Furn. & General Eqpt.	885,000	-265,500	619,500	619,500	0	0						
		3111100	Purch. of Specialised Plant, Equipment & Mach.	4,305,600	0	4,305,600	4,305,600	0	0						
		3111300	Purch. of Certified Seeds, Breeding Stock &	7,830,000	0	7,830,000	7,830,000	0	0						

VOTE D119 MINISTRY OF LIVESTOCK DEVELOPMENT

DEVELOPMENT APPROPRIATION ACCOUNT ON SUMMARY ITEM - FOR THE PERIOD FROM JUL-12 TO JUN-13

HEAD	SUB HEAD	ITEM	TITLE AND DETAILS	Original	Add/Less Supplementary	Approved Estimates	Actual Expenditure	Over	Under
				KShs	KShs	KShs	KShs	KShs	KShs
1003			Creation of Sustainable Tsetse & Trypanosomiasis Free Area in East & West Africa						
01		3111400	Headquarters Creation of Sustainable Tsetse & Trypanosomiasis Free Area in East & West Africa	1,000,000	-300,000	700,000	700,000	0	0
			Research, Feasibility Studies, Project Preparation and Design, Project Supervision	720,434,747	27,889,500	748,324,247	734,004,972	0	14,319,275
			GROSS EXPENDITURE						
			Appropriations in Aid						
			Total Appropriations in Aid						
			Net Expenditure SubHead 01	720,434,747	27,889,500	748,324,247	734,004,972	0	14,319,275
1006			Mainstreaming sustainable land management (SLM) in Agropastoral production systems.						
01			Headquarters Mainstreaming sustainable land management (SLM) in Agropastoral production systems.						
		2210200	Communication, Supplies and Services	2,086,750	0	2,086,750	557,033	0	1,529,717
		2210300	Domestic Travel and Subsistence, and Other Transportation Costs	13,250,000	0	13,250,000	4,227,776	0	9,022,224
		2210400	Foreign Travel and Subsistence, and Other Transportation Costs	12,500,000	0	12,500,000	12,287,802	0	212,198
		2210500	Printing, Advertising and Information Supplies and Services	12,510,000	1,809,178	14,319,178	9,394,622	0	4,924,556
		2210700	Training Expenses (including capacity building)	17,700,000	0	17,700,000	11,391,365	0	6,308,635
		2210800	Hospitality Supplies and Services	875,000	0	875,000	780,316	0	94,684
		2211000	Specialised Materials and Supplies	19,174,902	0	19,174,902	11,258,210	0	7,916,692
		2211100	Office and General Supplies and Services	5,500,000	325,000	5,825,000	1,780,051	0	4,044,949
		2211200	Fuel Oil and Lubricants	5,000,000	1,000,000	6,150,000	2,074,340	0	4,075,660
		2211300	Other Operating Expenses	4,910,750	0	4,910,750	4,210,750	0	700,000
		2220100	Routine Maintenance - Vehicles and Other Transport Equipmt.	3,000,000	300,000	3,150,000	1,188,122	0	1,961,878
		3110500	Purch. of Office Furn. & General Eqpt.	4,500,000	3,530,822	8,030,822	584,492	0	7,446,330
		3111000	Purch. of Specialised Plant, Equipment & Mach.	875,000	887,500	1,762,500	1,235,636	0	526,864
		3111300	Purch. of Certified Seeds, Breeding Stock & Live Animals	10,580,000	-965,000	9,615,000	5,635,206	0	3,979,794
			GROSS EXPENDITURE						
			Appropriations in Aid						
			Grants from International Orgns.- Treated as A/A	126,462,402	6,887,500	133,349,902	70,701,472	0	62,648,430
		1320200	Total Appropriations in Aid	-53,460,750	0	-53,460,750	-47,384,386	0	-6,076,364
			Net Expenditure SubHead 01	73,001,652	6,887,500	79,889,152	23,317,086	0	56,572,066
			Net Expenditure Head 1006000	73,001,652	6,887,500	79,889,152	23,317,086	0	56,572,066
1007			Smallholders Dairy Commercialization Programme						
01			Headquarters Smallholders Dairy Commercialization Programme						
		2110200	Basic Wages - Temporary Employees	31,754,800	0	31,754,800	30,770,257	0	984,544
		2210100	Utilities, Supplies and Services	300,000	0	300,000	40,000	0	260,000
		2210200	Communication, Supplies and Services	2,448,200	0	2,448,200	1,392,790	0	1,056,010

DEVELOPMENT APPROPRIATION ACCOUNT ON SUMMARY ITEM - FOR THE PERIOD FROM JUL-12 TO JUN-13

HEAD	SUB HEAD	ITEM	TITLE AND DETAILS	Original	Address Supplementary	Approved Estimates	Actual Expenditure	Over	Under
				KShs	KShs	KShs	KShs	KShs	KShs
1007			Smallholders Dairy Commercialization Programme						
	01		Headquarters Smallholders Dairy Commercialization Programme						
		2210300	Domestic Travel and Subsistence, and Other Transportation Costs	36,902,210	-6,200,000	30,702,210	28,415,394	0	2,286,816
		2210400	Foreign Travel and Subsistence, and Other Transportation Costs	2,337,000	1,200,000	3,537,000	1,693,750	0	1,843,250
		2210500	Printing, Advertising and Information Supplies and Services	4,987,000	0	4,987,000	1,410,201	0	3,576,799
		2210600	Rentals of Produced Assets	950,000	0	950,000	809,500	0	140,500
		2210700	Training Expenses (including capacity building)	24,450,030	5,000,000	29,450,030	36,638,808	-7,188,778	0
		2210800	Hospitality Supplies and Services	2,076,600	0	2,076,600	1,756,127	0	320,473
		2211000	Specialised Materials and Supplies	15,732,160	0	15,788,840	15,080,540	0	708,300
		2211100	Office and General Supplies and Services	3,732,920	0	3,948,740	3,521,480	0	427,260
		2211200	Fuel Oil and Lubricants	8,360,355	0	8,360,355	7,074,545	0	1,285,810
		2211300	Other Operating Expenses	3,594,400	0	3,594,400	2,225,897	0	1,368,504
		2220100	Routine Maintenance - Vehicles and Other Transport Equipmt.	5,052,000	0	4,779,500	4,726,730	0	52,771
		2220200	Routine Maintenance - Other Assets	644,500	0	644,500	354,485	0	290,015
		2640500	Other Capital Grants and Transfers	17,666,926	0	17,666,926	14,680,465	0	2,986,461
		3110200	Construction of Buildings	65,000,000	0	65,000,000	633,639	0	64,366,361
		3110500	Construction and Civil Works	880,000	0	880,000	868,818	0	11,182
		3111000	Purch. of Office Furn. & General Eqpt.	205,500	-13,650	191,850	192,500	-650	0
		3111100	Purch. of Specialised Plant, Equipment & Mach.	42,942,800	0	42,942,800	24,615,445	0	18,327,355
		3111300	Purch. of Certified Seeds, Breeding Stock & Live Animals	6,960,950	0	6,960,950	7,107,458	-146,508	0
		5120200	GROSS EXPENDITURE Appropriations in Aid	276,978,751	-13,650	276,965,101	184,008,829	-7,335,936	100,292,209
			Domestic Accounts Payable	-114,600,000	0	-114,600,000	-29,653,025	0	-84,946,975
			Total Appropriations in Aid	162,378,751	-13,650	162,365,101	154,355,804	-7,335,936	15,345,234
			Net Expenditure SubHead 01	162,378,751	0	162,365,101	154,355,804	-7,335,936	15,345,234
			Net Expenditure Head 100700	4,110,212,924	321,697,752	4,153,910,676	3,741,688,833	-303,281,587	715,503,430
			Total Net Expenditure vote D119						

VOTE D119 MINISTRY OF LIVESTOCK DEVELOPMENT

DEVELOPMENT APPROPRIATION ACCOUNT FOR THE PERIOD JULY 2012 – JUNE 2013

Reasons for material difference between Approved Estimates and Actual Expenditure

Head	
0001	Finance and Procurement Services
2211300	The under expenditure of Kshs.5,256,637.00 was caused by lack of the required exchequer to pay for the supplies/services rendered
0006	District Livestock Production Services
3110200	Construction of Buildings
	The under expenditure of Kshs.5, 420,330.00 was caused by partial capture of data due to system challenges.
0008	Headquarters Livestock Production support services
2110200	Basic wages – Temporary employees
	The under expenditure of Kshs.3,923,896.00 was caused by lack of the required exchequer to pay for the supplies/services rendered.
3110200	Construction of Buildings
	The under expenditure of Kshs.1, 245,240.00 was caused by lack of the required exchequer to pay for the supplies/services rendered.
0010	Animal Production Farms
3110500	Construction and Civil Works
	The under expenditure of 2,246,361.00 was caused by partial capture of data due to system challenges
0011	Headquarters Animal Production Services
3111300	Purchase of certified seeds, Breeding Stock and Live Animals
	The under expenditure of Kshs.2, 502,314.00 was caused by lack of the required exchequer to pay for the supplies/services rendered.
0016	Griftu Pastoral Training Centre
3110200	Construction of Buildings
	The under expenditure of Kshs.5,519,192.00 was caused by partial capture of date due to system challenges
3110500	Construction and Civil Works
	The under expenditure of Kshs.3,600,000.00 was caused by partial capture of date due to system challenges
3110700	Purchase of vehicles and other transport equipment
	The under expenditure of Kshs.3,600,000.00 was caused by partial capture of date due to system challenges
0019	Headquarters Livestock Information Services

	2210300	Domestic Travel and Subsistence, and Other Transportation costs Kshs.6,000,000.00
	2210400	Foreign Travel and Subsistence, and other Transportation Costs – Kshs.9,800,00.00
	2210500	Printing, Advertising and Information Supplies and Services – Kshs.4,500,000.00
	2210700	Training expenses (Including Capacity Building) – Kshs.3,200,000.00
	2210900	Insurance Costs (Kshs.1,700,000)
	2211100	Office and General Supplies and Services (Kshs.1,000,000.00
	2211200	Fuel Oil and Lubricants – Kshs.2,000,000.00
	2211300	Other Operating Expenses – Kshs.33,000,000.00
	2220100	Routine Maintenance of vehicles and Other Transport Equipment – Kshs.1,000,000.00
	3110700	Purchase of vehicles and other transport Equipment – Kshs.16,000,000.00
	3111000	Purchase of Office Furniture and General Equipment – Kshs.6,000,000.00
	3111100	Purchase of Specialized Plant, Equipment & Machinery – Kshs.1,000,000.
		The non-expenditure for items 2210300, 2210400, 2210500, 2210700, 2210900, 2211100, 2211200, 2211300, 2220100, 3110700, 3111000, 3111100 was caused by non-remittance of funds for the Resilience Project by the donor (World Bank).
	0022	ASAL Based Livestock and Rural Livelihood Support Project
	2210200	Communication Supplies and Services
		The under expenditure of Kshs.1,690,000.00 was caused by the donor not releasing sufficient replenishment funds to support the revenue expenditure.
	2210300	Domestic Travel and Subsistence and other Transportation costs
		The under expenditure of Kshs.16,991,988.00 was caused by the donor not releasing sufficient replenishment funds to support the revenue expenditure
	2210700	Training expenses (including Capacity Building)
		The under expenditure of Kshs.1,627,981.00 was caused by the donor not releasing sufficient replenishment funds to support the revenue expenditure
	2211000	Specialized Materials and Supplies
		The over expenditure of Kshs.2,602,353.00 was caused by system instability during the upgrade from Release 11i version to Release 12i version.
	2211100	Office and General Supplies and Services
		The under expenditure of Kshs.5,235,980.00 was caused by the donor not releasing sufficient replenishment funds to support the revenue expenditure
	2211200	Fuel oil and Lubricants
		The under expenditure of Kshs.13,586,425.00 was caused by the donor not releasing sufficient replenishment funds to support the revenue expenditure
	2211300	Other operating Expenses
		The under expenditure of Kshs.3,758,071.00 was caused by the donor not releasing sufficient replenishment funds to

		support the revenue expenditure
	2220100	Routine Maintenance – Vehicles and other Transport Equipment
		The under expenditure of Kshs.5,750,000.00 was caused by the donor not releasing sufficient replenishment funds to support the revenue expenditure
	2220200	Routine Maintenance – Other assets
		The under expenditure of Kshs.3,600,000.00 was caused by the donor not releasing sufficient replenishment funds to support the revenue expenditure
	3110300	Refurbishment of Buildings
		The over expenditure of Kshs.1,999,292.00 was caused by reduction of allocation during revised version against the commitment
	3110500	Construction and Civil Works
		The over expenditure of Kshs.1,099,600.00 was caused by the donor not releasing sufficient replenishment funds to support the revenue expenditure
0023		Headquarters Apicultural and Emerging Livestock Services
	3110500	Construction and Civil Works
		The under expenditure of Kshs.2,000,000.00 was caused by lack of the required exchequer to pay for the supplies/services rendered.
0032		Veterinary Headquarters
	2110200	Basic wages – Temporary employees
		The under expenditure of Kshs.7,577,085.00 was caused by lack of the required exchequer to pay for the supplies/services rendered.
0033		Artificial Insemination Services
	3111100	Purchase of specialized plant, equipment and machinery
		The over expenditure of Kshs.2,740,648.00 was caused by system instability during upgrade from Release 11i version to Release 12i version
0040		Tsetse Control Services
	2211300	Other Operating expenses
		The under expenditure of Kshs.2,723,765.00 was caused by lack of the required exchequer to pay for the supplies/services rendered.
	3110200	Construction of Buildings
		The under expenditure of Kshs.20,735,596.00 was caused by lack of the required exchequer to pay for the supplies/services rendered.
0041		Disease and Pest Control Services
	2210300	Domestic Travel and Subsistence and other Transportation costs
		The under expenditure of Kshs.1,159,000.00 was caused by lack of the required exchequer to pay for the supplies/services rendered

	2210500	Printing, Advertising and Information Supplies
		The under expenditure of Kshs.1,136,800.00 was caused by lack of the required exchequer to pay for the supplies/services rendered
	3110200	Construction of Buildings
		The under expenditure of Kshs.36, 236,724.00 was caused partial capture of data due to system challenges.
	3110500	Construction and Civil Works
		The under expenditure of Kshs.2, 306,530.00 was caused by lack of the required exchequer to pay for the supplies/services rendered.
0042	AHITI Ndomba	
	3110500	Construction and Civil Works
		The under expenditure of Kshs.1,550,000.00 was caused partial capture of data due to system challenges
	3110700	Purchase of vehicles and other transport expenses
		The under expenditure of Kshs.1,550,000.00 was caused by partial capture of data due to system challenges
0046	Veterinary Investigation Laboratory Services	
	3110200	Construction of Buildings
		The under expenditure of Kshs.4, 791,470.00 was caused by lack of the required exchequer to pay for the supplies/services rendered.
	3110300	Refurbishment of Buildings
		The under expenditure of Kshs.2, 399,808.00 was caused by lack of the required exchequer to pay for the supplies/services rendered.
	3110500	Construction of Civil Works
		The under expenditure of Kshs.3, 612,176.00 was caused by lack of the required exchequer to pay for the supplies/services rendered.
0047	Veterinary Farms Development	
	2211300	Other Operating Expenses
		The under expenditure of Kshs.3, 000,000.00 was caused by partial capture of data due to system challenges.
	3110500	Construction and Civil Works
		The under expenditure of Kshs.27, 140,492.00 was caused by partial capture of data due to system challenges.
0048	Central Veterinary Laboratory Services	
	3110200	Construction of Buildings
		The over expenditure of Kshs.2, 917,780.00 was caused system instability during upgrade from Release 11i version to Release 12i version.
1003	Creation of Sustainable Tsetse & Trypanosomiasis Free area in East and West Africa	
	2211300	The under expenditure of Kshs.13, 900,660 was caused by partial data capture due to system challenges.
1006	Mainstreaming Sustainable Land Management in Agropastoral Production Systems (SLM)	
	2210200	Communication Supplies and Services

		The under expenditure of Kshs.1, 529,717.00 was caused by partial data capture due to system challenges.
2210500		Printing, advertising and Information Supplies and services
		The under expenditure of Kshs.4, 924,556.00 was caused by partial data capture due to system challenges.
2210700		Training Expenses (Including Capacity Building)
		The under expenditure of Kshs.6, 308,635.00 was caused by partial data capture due to system challenges.
2211000		Specialized materials and Supplies
		The under expenditure of Kshs.7, 916,692.00 was caused by partial data capture due to system challenges.
2211100		Office and General Supplies and Services
		The under expenditure of Kshs.4, 044,949.00 was caused by partial data capture due to system challenges.
2211200		Fuel Oil and Lubricants
		The under expenditure of Kshs.4, 075,660.00 was caused by partial data capture due to system challenges.
2220100		Routine Maintenance – Vehicle and other Transport Equipment
		The under expenditure of Kshs.1, 961,878.00 was caused by partial data capture due to system challenges.
3110500		Construction and Civil Works
		The under expenditure of Kshs.7, 446,330.00 was caused by partial data capture due to system challenges.
3111100		Purchase of Specialized Plant, Equipment and Mach.
		The under expenditure of Kshs.3, 979,794.00 was caused by partial data capture due to system challenges.
3111300		Purch. of certified seeds, breeding stock and Live Animals
		The under expenditure of Kshs.9, 904,250.00 was caused by partial data capture due to system challenges.
1007		Small Holder Dairy Commercialization Programme
2210200		Communication, Supplies and Services
		The under expenditure of Ksh 1,056,010.00 was due to general savings on the cost of internet connection that was relatively cheaper during actual installation than was anticipated during the budget.
2210300		Domestic Travel & Subsistence
		The under expenditure of Kshs.2,286,816.00 was due to the reduction of training activities during the General Electioneering period. Also the consolidation of several trainings led to savings in the costs during implementation.
2210400		Foreign Travels and Subsistence
		The under expenditure of Kshs.1,843,250.00 was as a result of a planned foreign trip for Knowledge Management Workshop in Madagascar not being carried out because the event was not organized by the facilitators hence participants from the Programme did not travel.
2210500		Printing, Advertising and Information Supplies
		The under expenditure of Kshs.3,576,799.00 was due to the non printing of training materials/ dairy goats manual because not all the planned farmers trainings were carried out during the General Electioneering period. There were

		minimal stories from the field to warrant documentary and publication due to scaling down of activities as a result of the electioneering period
	2211200	Fuel, Oil and Lubricants
		The under expenditure of Kshs.1,285,810.00 was due to savings occasioned by reduction in activities implementation during the General Electioneering period. The consolidation of some farmers' trainings during implementation also occasioned some savings.
	2649500	Other Capital Grants and Transfers
		The under expenditure of Kshs.2,986,461.00 was due to non transfer of grants to the farmers groups whose proposals were not approved during the screening.
	3110200	Construction of Buildings
		The under expenditure of Kshs.64,366,361.00 was as a result of the slow procurement process between the Programme, Ministry of Public Works and IFAD in awarding of tender for the construction of Dairy Conference Center at the Dairy Training Institute.
	3111100	Purchase of Specialised Plant, Equipment and Machinery
		The under expenditure of Kshs.18,327,185.00 was because the firm contracted to procure, install and commission the milk cooling plants had partially fulfilled part of the contract by the end of the financial year and was therefore not paid in full.
	5120200	Domestic Accounts Payable
		The under collection of AIA (direct payment) of Kshs.84,946,975.00 was as a result of non construction of the Dairy Conference Center and non payment in full of the supplier of the milk cooling plants, due to reasons mentioned above.



Sicily K. Kariuki (Mrs), MBS
ACCOUNTING OFFICER

		The under expenditure of Kshs.1, 529,717.00 was caused by partial data capture due to system challenges.
2210500		Printing, advertising and Information Supplies and services
		The under expenditure of Kshs.4, 924,556.00 was caused by partial data capture due to system challenges.
2210700		Training Expenses (Including Capacity Building)
		The under expenditure of Kshs.6, 308,635.00 was caused by partial data capture due to system challenges.
2211000		Specialized materials and Supplies
		The under expenditure of Kshs.7, 916,692.00 was caused by partial data capture due to system challenges.
2211100		Office and General Supplies and Services
		The under expenditure of Kshs.4, 044,949.00 was caused by partial data capture due to system challenges.
2211200		Fuel Oil and Lubricants
		The under expenditure of Kshs.4, 075,660.00 was caused by partial data capture due to system challenges.
2220100		Routine Maintenance – Vehicle and other Transport Equipment
		The under expenditure of Kshs.1, 961,878.00 was caused by partial data capture due to system challenges.
3110500		Construction and Civil Works
		The under expenditure of Kshs.7, 446,330.00 was caused by partial data capture due to system challenges.
3111100		Purchase of Specialized Plant, Equipment and Mach.
		The under expenditure of Kshs.3, 979,794.00 was caused by partial data capture due to system challenges.
3111300		Purch. of certified seeds, breeding stock and Live Animals
		The under expenditure of Kshs.9, 904,250.00 was caused by partial data capture due to system challenges.
1007		Small Holder Dairy Commercialization Programme
2210200		Communication, Supplies and Services
		The under expenditure of Ksh 1,056,010.00 was due to general savings on the cost of internet connection that was relatively cheaper during actual installation than was anticipated during the budget.
2210300		Domestic Travel & Subsistence
		The under expenditure of Kshs.2,286,816.00 was due to the reduction of training activities during the General Electioneering period. Also the consolidation of several trainings led to savings in the costs during implementation.
2210400		Foreign Travels and Subsistence
		The under expenditure of Kshs.1,843,250.00 was as a result of a planned foreign trip for Knowledge Management Workshop in Madagascar not being carried out because the event was not organized by the facilitators hence participants from the Programme did not travel.
2210500		Printing, Advertising and Information Supplies
		The under expenditure of Kshs.3,576,799.00 was due to the non printing of training materials/ dairy goats manual because not all the planned farmers trainings were carried out during the General Electioneering period. There were


		minimal stories from the field to warrant documentary and publication due to scaling down of activities as a result of the electioneering period
	2211200	Fuel, Oil and Lubricants
		The under expenditure of Kshs.1,285,810.00 was due to savings occasioned by reduction in activities implementation during the General Electioneering period. The consolidation of some farmers' trainings during implementation also occasioned some savings.
	2649500	Other Capital Grants and Transfers
		The under expenditure of Kshs.2,986,461.00 was due to non transfer of grants to the farmers groups whose proposals were not approved during the screening.
	3110200	Construction of Buildings
		The under expenditure of Kshs.64,366,361.00 was as a result of the slow procurement process between the Programme, Ministry of Public Works and IFAD in awarding of tender for the construction of Dairy Conference Center at the Dairy Training Institute.
	3111100	Purchase of Specialised Plant, Equipment and Machinery
		The under expenditure of Kshs.18,327,185.00 was because the firm contracted to procure, install and commission the milk cooling plants had partially fulfilled part of the contract by the end of the financial year and was therefore not paid in full.
	5120200	Domestic Accounts Payable
		The under collection of AIA (direct payment) of Kshs.84,946,975.00 was as a result of non construction of the Dairy Conference Center and non payment in full of the supplier of the milk cooling plants, due to reasons mentioned above.



Sicily K. Kariuki (Mrs), MBS
ACCOUNTING OFFICER

REPUBLIC OF KENYA

**MINISTRY OF AGRICULTURE LIVESTOCK AND
FISHERIES**



STATE DEPARTMENT OF LIVESTOCK

**PREPARATION OF FINANCIAL STATEMENT FOR THE YEAR
ENDED**

30TH JUNE 2013

PART I

1.0 Introduction

1.1 Mandate

To promote, regulate and facilitate livestock production for socio-economic development and industrialization.

1.2 Vision

A sustainable and prosperous Livestock Sector

1.3 Mission

Promote sustainable development of the livestock sector in Kenya by creating a favourable policy and legal framework and provide services that increase productivity, value addition and improved incomes for the livestock farmers.

1.4 Core Values

1. Professionalism
2. Integrity
3. Meritocracy
4. Impartiality
5. Gender Equity
6. Team work

1.5 Strategic Objectives of the State Department of Livestock

The Ministry's strategic objectives are derived from its Strategic Plan. They consist of:-

- a. Increase productivity of the livestock sector
- b. Increase access to livestock markets and value addition of livestock products
- c. Align livestock development function with the Constitution of Kenya 2010
- d. Enhance and reorganize institutional management for efficiency and effectiveness
- e. Address the effects of climate change on livestock sector

1.6 Department's Strategic Program

Livestock Resources Management and Development programme

1.7 State Department of Livestock - Core Functions

- i. Formulation and implementation of livestock sub-sector policies;
- ii. Promote and develop livestock including emerging species
- iii. Management and control of livestock diseases and pests;
- iv. Provision and facilitation of extension services and animal welfare
- v. Development and co-ordination of development programmes
- vi. Regulatory management and quality control of inputs, produce and products
- vii. Livestock research agenda setting, liaison and coordination
- viii. Conserve and manage animal genetic resources
- ix. Facilitate development of livestock marketing infrastructure
- x. Promote development of agro based industries thorough value addition initiatives
- xi. Information management and Monitoring and Evaluation

PART II MANAGEMENT REPORTS

2.1 Cabinet Secretary's Report

During the period under review the camel policy was developed and sessional papers from Poultry and Dairy were finalized.

On disease control a total of 30 million vaccines were produced by Kenya Veterinary Vaccine Production Institute. The demand for vaccine has increased above the targeted 25 million. The county governments have placed orders for more vaccines supplies. The Disease Free Zone is still at level one due to lack of financial resources to upscale the project.

In Faza Island, 12 groups were supplied with spray pumps and insecticides in tsetse and trypanosomiasis eradication campaign. Community groups were also supported through purchase of 120 dairy animals in view of introducing improved dairy animals in tsetse suppressed areas.

In Livestock Production and extension services, 30 field days were conducted and several farm visits and exhibitions were done, including participation in Agricultural Shows country wide.

2.2 Accounting Officer Report

In the financial year 2012/2013 the sub-sector was allocated a net total of Kshs.8,681,594,671.00 millions of which Kshs.4,527,683,995.00 was for recurrent Expenditure and Kshs.4,153,910,676.00 was for development . These funds were used to implement the 4 sub-programs and the following achievements were made.

2.2.1 Livestock Production and Extension Services;

In Livestock Production and extension services. Conduct 30 field days were conducted and did farm visits and exhibitions including participation in Agricultural Show of Kenya country wide.

The commercialization of small holder, indigenous poultry project put up One hundred and sixty thousands (160,000) poultry housing units. Similarly the small holder Dairy Commercial Project has procured and installed three (3) milk coolers in Rift Valley. 80 Hectares were reseeded under the range rehabilitation programme

2.2.2 Food Safety, animal Products and Laboratory Services;

One Hundred and Twenty (120) honey samples analyzed for quality assurance and renovating of offices and laboratories at national bee keeping station, 4 counties and in ASAL areas taken over by meat inspectorate, construction of slaughter houses are in various stages of completion, Rehabilitation in 2 (Two) Veterinary investigation laboratories was complete.

2.2.3 Livestock Marketing Value addition and Early Warning

Dairy and poultry value chain analysis were undertaken in Nyandarua and Uasin Ngishu. A women group mini Camel Dairy unit construction was completed. The installation of equipment is expected in the next financial year. One livestock holding ground was rehabilitated at Isiolo County.

2.2.4 Livestock Policy and Capacity Building;

Camel and Rabbit policies were drafted. Two stakeholder forums were carried out. The formulation of FMD, rabbit and drugs and substance abuse strategies were finalized. In AHITI Nyahururu, an administration block and a modern milking parlour were constructed, 5 hostels were renovated at AHITI Kabete and Ndomba respectively.



**Sicily K. Kariuki (Mrs), MBS
ACCOUNTING OFFICER**

MINISTRY OF LIVESTOCK DEVELOPMENT

STATEMENT OF THE ACCOUNTING OFFICER'S/RECEIVER'S OF REVENUE/ADMINISTRATOR'S OF A NATIONAL PUBLIC FUND RESPONSIBILITIES

I accept responsibility for the maintenance of accounting records which may be relied upon in preparation of the financial statements, as well as adequate systems of internal control.

I further accept responsibility for the attached annual accounts, which have been prepared in conformity with Treasury directions and appropriate Government Financial Regulations and Procedures.

I am of the opinion that the attached appropriations and other financial Statements present fairly the financial state of affairs of then Ministry of Livestock Vote 119 as at 30th June, 2013.



Sicily K. Kariuki (Mrs), MBS

ACCOUNTING OFFICER

STATEMENT ON PENDING BILLS

In the Financial year ending 30th June, 2013 the then Ministry of Livestock Development was not able to pay all claims due to lack of exchequer as follows:-

Development Vote (D119)	-	Kshs.385,880,105.65
Recurrent Vote (R119)	-	Kshs. 27,742,073.00

The Bills will be paid in full as a first charge in the allocations of Financial year 2013/2014.



Mbugua Sammy

PRINCIPAL ACCOUNTANT

REPUBLIC OF KENYA



MINISTRY OF LIVESTOCK DEVELOPMENT

R119

APPROPRIATION ACCOUNTS

AS AT 30.06.2013

VOTE R119 MINISTRY OF LIVESTOCK DEVELOPMENT

RECURRENT APPROPRIATION ACCOUNT SUMMARY - FOR THE PERIOD FROM JUL-12 TO JUN-13

ADMINISTRATIVE		Approved Estimates	Actual Expenditure	
GROSS EXPENDITURE		KShs	KShs	
119004400	AHITI - Kabete	82,891,237.00	79,145,592.00	
119004500	Meat Training School - Athi River	36,906,169.00	20,614,380.10	
119004600	Veterinary Investigation Laboratory Services	114,883,341.00	102,494,684.45	
119004700	Veterinary Farms Development	46,703,811.00	40,113,882.45	
119004800	Central Veterinary Laboratory Services - Kabete	61,794,745.00	56,746,740.30	
119004900	Foot and Mouth Disease Control	22,066,622.00	20,075,182.30	
119005000	Pastoral Areas Veterinary Services	11,616,505.00	9,726,559.00	
119005100	Rabies Control	8,560,860.00	6,394,577.00	
	Gross Total Expenditure	4,550,892,995	4,203,050,744.95	Surplus of Gross Estimates Over Expenditure Kshs 347,842,250.05
	Appropriation in Aid	KShs (24,000,000.00)	Applied Receipts (8,075,588.40)	Surplus/Deficiency in Appropriation in Aid Kshs (15,924,411.60)
	NET TOTAL VOTE R119 Ministry of Livestock Development	KShs 4,526,892,995.00	KShs 4,194,975,156.55	Net Surplus to be surrendered to Exchequer Kshs 331,917,838.45

RECURRENT APPROPRIATION ACCOUNT SUMMARY - FOR THE PERIOD FROM JUL-12 TO JUN-13

ADMINISTRATIVE		Approved Estimates	Actual Expenditure
GROSS EXPENDITURE		KShs	KShs
119000100	Finance and Procurement Services	24,486,249.00	22,841,095.15
119000200	AIDS Control Unit	5,701,078.00	4,160,103.00
119000300	Headquarters Administrative and Technical Services	161,913,751.00	151,031,785.85
119000400	Development Planning Services	12,666,686.00	11,296,633.00
119000500	Provincial Livestock Production Services	152,471,284.00	142,479,399.25
119000600	District Livestock Production Services	966,875,750.00	912,744,632.80
119000700	Sheep and Goats Improvement stations	49,731,277.00	32,588,039.30
119000800	Headquarters Livestock Production Support Services	137,035,549.00	127,541,757.05
119000900	Lenana National Beekeeping Station	26,136,094.00	25,052,053.15
119001000	Animal Production Farms	20,445,576.00	9,018,605.00
119001100	Animal Production Services	31,886,402.00	30,262,133.50
119001300	Range Management and Improvement	34,881,135.00	33,660,400.00
119001400	Livestock Training - Support Services	14,349,925.00	13,916,546.85
119001500	Pastoral Areas Training Centre - Narok	6,711,092.00	3,595,862.30
119001600	Grifu Pastoral Training Centre	12,658,044.00	4,870,169.00
119001700	Mobile Pastoral Training Unit	6,310,839.00	4,280,533.00
119001800	Dairy Training School	49,723,353.00	25,203,170.35
119001900	Livestock Information Services	7,470,946.00	6,027,082.00
119002000	Livestock Education and Extension Services	70,327,706.00	69,420,303.30
119002100	Livestock Breeding and Laboratory Services	11,397,885.00	7,629,071.00
119002300	Apicultural and Emerging Livestock Services	11,420,825.00	9,909,634.00
119002400	Project Development Monitoring and Evaluation	13,077,865.00	10,457,276.40
119003200	Veterinary Headquarters	138,677,637.00	132,694,601.05
119003300	Artificial Insemination Services	65,352,761.00	60,360,160.50
119003400	Tick Control Programme	87,621,845.00	87,057,617.00
119003500	Provincial Veterinary Services	137,486,771.00	130,546,164.50
119003600	District Veterinary Services	801,550,968.00	747,878,786.85
119003700	Veterinary Clinical Services	126,062,921.00	124,753,090.00
119003800	Meat Inspectorate	337,029,304.00	336,341,607.00
119003900	Leather and Leather Products	94,581,758.00	93,676,651.35
119004000	Tsetse Control Services	49,273,805.00	43,891,191.20
119004100	Disease and Pest Control Services	395,958,624.00	393,395,344.95
119004200	AHITI - Ndomba	61,038,736.00	33,637,100.30
119004300	AHITI - Nyahururu	43,155,264.00	25,520,547.40

RECURRENT APPROPRIATION ACCOUNT SUMMARY- FOR THE PERIOD FROM JUL-12 TO JUN-13

DETAILS OF APPROPRIATION IN AID

ADMINISTRATIVE		Approved Estimates	Actual Receipts	
		KShs	KShs	
119000300	Headquarters Administrative and Technical Services	(5,900,000.00)	(3,915,097.90)	
119000700	Sheep and Goats Improvement stations	(2,250,000.00)	(1,432,430.00)	
119000900	Lenana National Beekeeping Station	(200,000.00)	(200,000.00)	
119001000	Animal Production Farms	(2,500,000.00)	(527,010.50)	
119001100	Animal Production Services	(50,000.00)	(50,000.00)	
119001500	Pastoral Areas Training Centre - Narok	(780,200.00)	(181,485.00)	
119001600	Griftu Pastoral Training Centre	(350,000.00)	(45,500.00)	
119001800	Dairy Training School	(700,000.00)	0.00	
119004200	AHITI - Ndomba	(1,937,500.00)	0.00	
119004300	AHITI - Nyahururu	(332,300.00)	(80,575.00)	
119004400	AHITI - Kabete	(250,000.00)	(124,050.00)	
119004500	Meat Training School - Athi River	(750,000.00)	0.00	
119004700	Veterinary Farms Development	(8,000,000.00)	(1,519,440.00)	
	Total Appropriations in Aid	KShs (24,000,000.00)	KShs (8,075,588.40)	
	Applied Appropriation in Aid	KShs (24,000,000.00)	KShs (24,000,000.00)	
	Excess Appropriation in Aid	KShs	0.00	
				Payable seperately to the Exchequer Kshs 0.00

VOTE R119 MINISTRY OF LIVESTOCK DEVELOPMENT

RECURRENT APPROPRIATION ACCOUNT – FOR THE PERIOD FROM JULY 2012 – JUNE 2013

Reasons for material difference between Approved Estimates and Actual Expenditure

Head		
0003	Headquarters Administrative and Technical Services	
	2110300	Personal allowances paid as part of salary
		The under expenditure of Kshs.4,806,320.00 was as a result of savings resulting from over budgeting
	2210100	Utilities, Supplies and Services
		The under expenditure of Kshs.1,180,000.00 was as a result of not being billed by 30th June by the utility providers.
	2710100	Government Pension and Retirement Benefits
		The under expenditure of Kshs.1,520,000.00 was due to fewer employees opting to retire and over budgeting
0005	Provincial Livestock Production Services	
	2210100	Utilities, Supplies and services
		The under expenditure of Kshs.1,338,264.00 was caused by partial data capture due to system challenges
	2210200	Communication, supplies and services
		The under expenditure of Kshs.1,213,445.00 was caused by partial data capture due to system challenges
	2210300	Domestic Travel and Subsistence
		The under expenditure of Kshs.1,611,540.00 was caused by partial data capture due to system challenges
	2211100	Office and General Supplies and Services
		The under expenditure of Kshs.1,147,300.00 was caused by partial data capture due to system challenges
	2211200	Fuel Oil and Lubricants
		The under expenditure of Kshs.1,401,850.00 was caused by partial data capture due to system challenges
	2220200	Routine Maintenance – Other Assets
		The under expenditure of Kshs.1,056,352.00 was caused by partial data capture due to system challenges
0006	District Livestock Production Services	
	2210100	Utilities, supplies and services
		The under expenditure of Kshs.5,963,841.00 was caused by partial data capture due to system challenges
	2210200	Communication supplies and services
		The under expenditure of Kshs.4,265,065.00 was caused by partial data capture due to system challenges


	2210300	Domestic travel and subsistence	The under expenditure of Kshs.14,517,722.00 was caused by partial data capture due to system challenges
	2210700	Training expenses	The under expenditure of Kshs.1,510,280.00 was caused by partial data capture due to system challenges
	2211000	Specialized materials and supplies	The under expenditure of Kshs.5,467,866.00 was caused by partial data capture due to system challenges
	2211100	Office and General Supplies	The under expenditure of Kshs.4,351,748.00 was caused by partial data capture due to system challenges
	2211200	Fuel Oil and Lubricants	The under expenditure of Kshs.4,128,402.00 was caused by partial data capture due to system challenges
	2211300	Other operating expenses	The under expenditure of Kshs.1,553,010.00 was caused by partial data capture due to system challenges
	2220100	Routine maintenance – vehicles and other transport equipment	The under expenditure of Kshs.4,483,750.00 was caused by partial data capture due to system challenges
	2220200	Routine maintenance – other assets	The under expenditure of Kshs.2,150,510.00 was caused by partial data capture due to system challenges
	3110800	Overhaul of vehicles and other transport equipment	The under expenditure of Kshs.1,551,784.00 was caused by partial data capture due to system challenges
	3111000	Purchase of office furniture and general equipment	The under expenditure of Kshs.1,806,250.00 was caused by partial data capture due to system challenges
0007	Sheep and goats improvement Stations		
	2110200	Basic Wages – Temporary employees	The under expenditure of Kshs.2,720,236.00 was caused by partial data capture due to system challenges
	2110300	Personal allowances paid as part of salary	The under expenditure of Kshs.1,126,456.00 was caused due to natural attrition
	2210100	Utilities, supplies and services	The under expenditure of Kshs.1,329,430.00 was caused by partial data capture due to system challenges
	2210300	Domestic travel and subsistence	The under expenditure of Kshs.1,001,208.00 was caused by partial data capture due to system challenges
	2211000	Specialized materials and supplies	The under expenditure of Kshs.6,027,451.00 was caused by partial data capture due to system challenges
	3111300	Purchase of Certified Seeds, Breeding Stock and Live Animals	The under expenditure of Kshs.1,359,016.00 was caused by partial data capture due to system challenges

		The under expenditure of Kshs. 2,694,659.00 was caused by partial data capture due to system challenges
0035	Provincial Veterinary Services	
	2210300	Domestic travel and subsistence
		The under expenditure of Kshs.1,412,874.00 was caused by partial data capture due to system challenges
	2211200	Fuel Oil and Lubricants
		The under expenditure of Kshs.1,173,451.00 was caused by partial data capture due to system challenges
0036	District Veterinary Services	
	2210100	Utilities, supplies and services
		The under expenditure of Kshs. 7,628,580.00 was caused by partial data capture due to system challenges
	2210200	Communication supplies and services
		The under expenditure of Kshs.5,655,993.00 was caused by partial data capture due to system challenges
	2210300	Domestic Travel and Subsistence
		The under expenditure of Kshs.16,400,261.00 was caused by partial data capture due to system challenges
	2210500	Printing, advertising and Information supplies
		The under expenditure of Kshs.1,477,338.00 was caused by partial data capture due to system challenges
	2211000	Specialised materials and supplies
		The under expenditure of Kshs.3,314,609.00 was caused by partial data capture due to system challenges
	2211100	Office and General Supplies and Services
		The under expenditure of Kshs.1,854,883.00 was caused by partial data capture due to system challenges
	2211200	Fuel Oil and Lubricants
		The under expenditure of Kshs.9,453,570.00 was caused by partial data capture due to system challenges
	2220100	Routine maintenance – vehicles and other transport equipment
		The under expenditure of Kshs.6,248,883.00 was caused by partial data capture due to system challenges
0040	Tsetse Control Services	
	2110200	Basic Wages – Temporary employees
		The under expenditure of Kshs.2,216,224.00 was caused by not employing casual labour
0042	AHITI Ndomba	
	2110200	Basic Wages – Temporary employees
		The under expenditure of Kshs.1,688,000.00 was caused by partial data capture due to system challenges
	2210100	Utilities, supplies and services
		The under expenditure of Kshs.3,187,800.00 was caused by partial data capture due to system challenges

0008	Headquarters – Livestock Production Support Services	
2630100	Current grants to Government Agencies and Other Levels of Government	
	The under expenditure of Kshs.4,876,800.00 was caused by partial data capture due to system challenges	
0010	Animal Production Farms	
2110200	Basic Wages – Temporary employees	
	The under expenditure of Kshs.3,852,519.00 was caused by partial data capture due to system challenges	
2211000	Specialized materials and supplies	
	The under expenditure of Kshs.3,266,750.00 was caused by partial data capture due to system challenges	
0016	Specialized materials and supplies	
2211000	The under expenditure of Kshs.1,654,822.00 was caused by partial data capture due to system challenges	
2211200	Fuel oil and lubricants	
	The under expenditure of Kshs.1,280,000.00 was caused by partial data capture due to system challenges	
3111300	Purchase of Certified Seeds, Breeding Stock and Live Animals	
	The under expenditure of Kshs.1,300,000.00 was caused by partial data capture due to system challenges	
0018	Dairy Training School	
2210100	Utilities, Supplies and Services	
	The under expenditure of Kshs.2,500,000.00 was caused by partial data capture due to system challenges	
2211000	Specialized materials and supplies	
	The under expenditure of Kshs.12,571,410.00 was caused by partial data capture due to system challenges	
2211200	Fuel oil and Lubricants	
	The under expenditure of Kshs.2,720,000.00 was caused by partial data capture due to system challenges	
2220200	Routine maintenance – other assets	
	The under expenditure of Kshs.1,074,166.00 was caused by partial data capture due to system challenges	
3110900	Purchase of household furniture and institutional equipment	
	The under expenditure of Kshs.1,000,000.00 was caused by partial data capture due to system challenges	
0032	Veterinary Headquarters	
2640400	Other Current transfers and subsidies	
	The under expenditure of Kshs.2,250,000.00 was caused by partial data capture due to system challenges	
0033	Artificial Insemination Services	
2110300	Personal allowances paid as part of salary	
	The under expenditure of Kshs.1,588,634.00 was partially caused due to natural attritions and over budgeting	
2630100	Current Grants to Government Agencies and other Levels of Government	

	2211000	Specialized materials and supplies	
		The under expenditure of Kshs.16,822,429.00 was caused by partial data capture due to system challenges	
	2211300	Other Operating expenses	
		The under expenditure of Kshs.1,140,500.00 was caused by partial data capture due to system challenges	
0043	AHITI - Nyahururu		
	2210100	Utilities, Supplies and Services	
		The under expenditure of Kshs.1,335,677.00 was caused by partial data capture due to system challenges	
	2211000	Specialized materials and supplies	
		The under expenditure of Kshs.10,593,996.00 was caused by partial data capture due to system challenges	
	2211200	Fuel Oil and Lubricants	
		The under expenditure of Kshs.1,357,130.00 was caused by partial data capture due to system challenges	
0045	Meat Training School – Athi River		
	2211000	Specialized materials and supplies	
		The under expenditure of Kshs.7,764,979.00 was caused by partial data capture due to system challenges	
	3110700	Purchase of vehicles and other transport equipment	
		The under expenditure of Kshs.3,000,000.00 was caused by partial data capture due to system challenges	
0046	Veterinary Investigation Laboratory Services		
	2210100	Utilities, Supplies and Services	
		The under expenditure of Kshs.2,118,104.00 was caused due to delays in the procurement process hence payment	
	2210300	Domestic travel and subsistence and other transportation costs	
		The under expenditure of Kshs.1,488,762.00 was still held in unsurrendered imprests being recovered.	
	2211000	Specialised materials and supplies	
		The under expenditure of Kshs.2,788,992.00 was caused due to delays in the procurement process hence payment	
0047	Veterinary Farms Development		
	2211000	Specialized materials and supplies	
		The under expenditure of Kshs.1,743,685.00 was caused by partial data capture due to system challenges	
0048	Central Veterinary Laboratory Services - Kabete		
	2210100	Utilities, Supplies and Services	
		The under expenditure of Kshs.1,571,393.00 was caused due to delays in the procurement process hence payment.	

	APPROPRIATION IN AID
119000300	Headquarters Administrative and Technical Services
	The under expenditure of Kshs.1,984,902.10 was caused as a result of the Government freezing all disposals of obsolete and unserviceable assets and therefore the ministry could not dispose anything.
119001000	Animal Production Farms
	The under expenditure of Kshs.1,984,902.10 was caused as a result of the Government freezing all disposals of obsolete and unserviceable assets and therefore the ministry could not dispose anything.
119004200	AHITI Ndomba
	The under expenditure of Kshs.1,984,902.10 was caused as a result of the Government freezing all disposals of obsolete and unserviceable assets including obsolete animals.
119004700	Animal Production Farms
	The under expenditure of Kshs.1,984,902.10 was caused as a result of the Government freezing all disposals of obsolete and unserviceable assets including obsolete animals.



Sicily K. Kariuki (Mrs), MBS
ACCOUNTING OFFICER

VOTE R119 MINISTRY OF LIVESTOCK DEVELOPMENT

28-SEP-13 01:03 PM

RECURRENT APPROPRIATION ACCOUNT ON SUMMARY ITEM - FOR THE PERIOD FROM JUL-12 TO JUN-13

HEAD	SUB HEAD	ITEM	TITLE AND DETAILS	Original	Address Supplementary	Approved Estimates	Actual Expenditure	Over	Under
0000			Ministry of Livestock Development	KShs	KShs	KShs	KShs	KShs	KShs
0001			Net Expenditure Head 000000						
			Finance and Procurement Services						
	01		Headquarters Finance and Procurement Services						
		2110100	Basic Salaries - Permanent Employees	8,929,483	1,518,012	10,447,495	10,447,488	0	7
		2110300	Personal Allowances paid as part of Salary	4,762,594	0	4,762,594	3,976,074	0	786,520
		2210200	Communication, Supplies and Services	1,182,799	-296,280	886,519	865,815	0	704
		2210300	Domestic Travel and Subsistence, and Other	2,540,975	-259,722	2,281,253	1,701,085	0	580,168
		2210500	Transportation Costs						
			Printing, Advertising and Information Supplies and Services	1,242,500	-124,250	1,118,250	1,117,650	0	600
		2210700	Training Expenses (including capacity building)	1,490,960	-375,192	1,115,768	1,427,484	-311,716	0
		2210800	Hospitality Supplies and Services	1,332,100	-133,210	1,198,890	1,142,980	0	55,910
		2211100	Office and General Supplies and Services	1,542,960	-154,296	1,388,664	1,156,050	0	232,614
		2211200	Fuel Oil and Lubricants	400,000	0	400,000	300,000	0	100,000
		2220200	Routine Maintenance - Other Assets	360,000	0	360,000	360,000	0	0
		3111000	Purch. of Office Furn. & General Eqpt.	823,680	-276,864	546,816	346,470	0	200,346
			GROSS EXPENDITURE	24,598,051	-101,802	24,486,249	22,841,095	-311,716	1,956,869
			Appropriations in Aid						
			Total Appropriations in Aid	KShs					
			Net Expenditure SubHead 01	KShs					
0002			Net Expenditure Head 000100	KShs					
			AIDS Control Unit						
	01		Headquarters AIDS Control Unit						
		2110100	Basic Salaries - Permanent Employees	1,866,718	317,342	2,184,060	2,183,860	0	200
		2110300	Personal Allowances paid as part of Salary	1,114,800	0	1,114,800	235,509	0	879,291
		2210200	Communication, Supplies and Services	135,000	-13,500	121,500	121,500	0	0
		2210300	Domestic Travel and Subsistence, and Other	480,243	-46,025	414,218	21,369	0	392,849
		2210400	Transportation Costs						
			Foreign Travel and Subsistence, and Other	50,000	-10,000	40,000	25,000	0	15,000
		2210700	Training Expenses (including capacity building)	1,010,000	-202,000	808,000	632,365	0	175,635
		2210800	Hospitality Supplies and Services	105,000	-10,500	94,500	63,500	0	31,000
		2211100	Office and General Supplies and Services	720,000	-96,000	624,000	607,000	0	17,000
		2211200	Fuel Oil and Lubricants	300,000	0	300,000	270,000	0	30,000
			GROSS EXPENDITURE	5,761,761	-60,683	5,701,078	4,160,103	0	1,540,975
			Appropriations in Aid						
			Total Appropriations in Aid	KShs					
			Net Expenditure SubHead 01	KShs					
0003			Net Expenditure Head 000200	KShs					
			Headquarters Administrative and Technical Services						
	01		Headquarters Administrative and Technical Services						
			Headquarters Administrative and Technical Services						
			Headquarters Administrative and Technical Services						

VOTE R119 MINISTRY OF LIVESTOCK DEVELOPMENT

RECURRENT APPROPRIATION ACCOUNT ON SUMMARY ITEM - FOR THE PERIOD FROM JUL-12 TO JUN-13

49-SEP-13 01:33 PM

HEAD	SUB HEAD	ITEM	TITLE AND DETAILS	Original	Add/Less Supplementary	Approved Estimates	Actual Expenditure	Over	Under
				KShs	KShs	KShs	KShs	KShs	KShs
0003			Headquarters Administrative and Technical Services						
	01		Headquarters Administrative and Technical Services						
		2110100	Basic Salaries - Permanent Employees	58,711,424	9,343,237	68,054,661	68,053,587	0	1,074
		2110300	Personal Allowances paid as part of Salary	50,115,172	4,555,000	54,670,172	49,863,852	0	4,806,320
		2110400	Personal Allowances paid as Reimbursement	0	2,175,843	2,175,843	2,153,690	0	22,153
		2210100	Utilities, Supplies and Services	1,180,000	0	1,180,000	0	0	1,180,000
		2210200	Communication, Supplies and Services	4,670,640	-511,064	4,159,576	4,024,354	0	135,223
		2210300	Domestic Travel and Subsistence, and Other	3,698,412	-369,841	3,328,571	2,405,000	0	923,571
		2210400	Transportation Costs	829,000	-165,800	663,200	405,700	0	257,500
		2210500	Foreign Travel and Subsistence, and Other Transportation Costs	1,445,462	-396,546	1,048,916	1,017,816	0	31,100
		2210700	Printing, Advertising and Information Supplies and Services	4,479,114	-942,823	3,536,291	3,574,887	-38,586	0
		2210800	Training Expenses (including capacity building)	2,607,483	-460,748	2,146,735	2,218,406	-71,671	0
		2211000	Hospitality Supplies and Services	500,000	0	500,000	500,000	0	0
		2211100	Specialised Materials and Supplies	2,348,000	-234,800	2,113,200	2,197,655	-84,455	0
		2211200	Office and General Supplies and Services	2,400,000	2,166,773	4,566,773	4,094,262	0	472,511
		2211300	Fuel Oil and Lubricants	2,900,000	-680,000	2,220,000	2,220,000	0	0
		2220100	Other Operating Expenses	1,360,000	0	1,360,000	917,674	0	442,326
		2220200	Routine Maintenance - Vehicles and Other Transport Equipment.	1,359,904	0	1,359,904	1,206,597	0	153,307
		2710100	Routine Maintenance - Other Assets	1,920,000	-100,000	1,820,000	300,000	0	1,520,000
		3110800	Govt. Pension and Retirement Benefits	600,000	-400,000	200,000	533,080	-333,080	0
		3111000	Overhaul of Vehicles & Other Transport Equipment	160,000	-103,000	57,000	57,000	0	0
		3111100	Purch. of Office Furn. & General Eqpt.	300,000	-65,800	234,200	190,090	0	44,110
			Purch. of Specialised Plant, Equipment & Mach.	141,584,611	13,810,431	155,395,042	145,933,648	-527,801	9,989,195
			GROSS EXPENDITURE						
			Appropriations in Aid						
		3520300	Receipts from Sales of Inventories, Stocks and Commodities - collected as AIA	-5,900,000	0	-5,900,000	-3,915,098	0	-1,984,902
			Total Appropriations in Aid						
			Net Expenditure Subhead 01	135,684,611	13,810,431	149,495,042	142,018,550	-527,801	8,004,293
	02		Information Communication Technology Unit						
		2210300	Headquarters Administrative and Technical Domestic Travel and Subsistence, and Other	423,500	-47,570	375,930	195,290	0	180,640
		2210500	Transportation Costs	84,000	-8,400	75,600	25,027	0	50,573
		2210800	Printing, Advertising and Information Supplies and Services	259,875	-25,988	233,887	127,914	0	105,973
		2211100	Hospitality Supplies and Services	824,000	-82,400	741,600	468,780	0	272,820
		3111100	Office and General Supplies and Services	480,000	-124,000	356,000	285,420	0	70,580
			Purch. of Specialised Plant, Equipment & Mach.	2,071,375	-288,358	1,783,017	1,102,431	0	680,586
			GROSS EXPENDITURE						
			Appropriations in Aid						
			Total Appropriations in Aid						
			Net Expenditure Subhead 02	2,071,375	-288,358	1,783,017	1,102,431	0	680,586
	03		Personal Administration Services Headquarters						
		2210300	Administrative and Technical Services	1,307,775	-130,777	1,176,998	1,002,000	0	174,998
			Domestic Travel and Subsistence, and Other Transportation Costs						

VOTE R119 MINISTRY OF LIVESTOCK DEVELOPMENT

RECURRENT APPROPRIATION ACCOUNT ON SUMMARY ITEM - FOR THE PERIOD FROM JUL-12 TO JUN-13

HEAD	SUB HEAD	ITEM	TITLE AND DETAILS					Actual Expenditure	Over	Under
			Original	Add/Less Supplementary	Approved Estimates	KShs	KShs			
0003										
	03		Headquarters Administrative and Technical Services							
		2210500	Personnel Administration Services Headquarters							
		2210800	Printing, Advertising and Information Supplies and Services	595,000	-72,500	522,500	500,117	0	22,383	
		2211100	Hospitality Supplies and Services	617,750	-61,776	555,974	549,067	0	6,907	
			Office and General Supplies and Services	580,000	-58,000	522,000	522,000	0	0	
			GROSS EXPENDITURE	3,100,525	-323,053	2,777,472	2,573,184	0	204,288	
			Appropriations in Aid							
			Total Appropriations in Aid							
			Net Expenditure SubHead 03	3,100,525	-323,053	2,777,472	2,573,184	0	204,288	
	04		Communication Unit Headquarters Administrative and Technical Services							
		2210300	Domestic Travel and Subsistence, and Other	295,050	-29,505	265,545	180,585	0	84,960	
		2210500	Transportation Costs	402,500	-40,250	362,250	117,500	0	244,750	
		2210800	Hospitality Supplies and Services	208,250	-20,825	187,425	117,125	0	70,300	
		2211000	Specialised Materials and Supplies	500,000	-221,000	279,000	299,000	-20,000	0	
		2211100	Office and General Supplies and Services	570,000	-57,000	513,000	417,313	0	95,687	
		2211200	Fuel Oil and Lubricants	351,000	0	351,000	291,000	0	60,000	
			GROSS EXPENDITURE	2,326,800	-368,580	1,958,220	1,422,523	-20,000	555,697	
			Appropriations in Aid							
			Total Appropriations in Aid							
			Net Expenditure SubHead 04	2,326,800	-368,580	1,958,220	1,422,523	-20,000	555,697	
0004			Development Planning Services	143,183,311	12,830,440	156,013,751	147,116,688	-547,801	9,444,965	
	01		Headquarters Development Planning Services							
		2110100	Basic Salaries - Permanent Employees	5,137,456	873,368	6,010,824	5,291,031	0	719,793	
		2110300	Personal Allowances paid as part of Salary	3,196,494	0	3,196,494	2,554,004	0	642,490	
		2210200	Communication, Supplies and Services	249,120	-24,912	224,208	224,208	0	0	
		2210300	Domestic Travel and Subsistence, and Other	700,000	-70,000	630,000	468,000	0	162,000	
			Transportation Costs							
		2210400	Foreign Travel and Subsistence, and Other	284,200	-56,840	227,360	203,200	0	24,160	
			Transportation Costs							
		2210500	Printing, Advertising and Information Supplies and Services	259,000	-120,900	138,100	226,285	-88,185	0	
		2210700	Training Expenses (including capacity building)	905,000	-181,000	724,000	689,260	0	34,740	
		2210800	Hospitality Supplies and Services	273,000	-27,300	245,700	224,500	0	21,200	
		2211000	Specialised Materials and Supplies	100,000	0	100,000	99,100	0	900	
		2211100	Office and General Supplies and Services	820,000	-82,000	738,000	736,600	0	1,400	
		2211200	Fuel Oil and Lubricants	280,000	0	280,000	226,870	0	53,130	
		2220100	Routine Maintenance - Vehicles and Other Transport Equipmt.	180,000	-88,000	92,000	175,000	-83,000	0	
		2220200	Routine Maintenance - Other Assets	260,000	-200,000	60,000	176,575	-118,575	0	
			GROSS EXPENDITURE	12,644,270	22,416	12,666,686	11,296,633	-289,760	1,659,813	
			Appropriations in Aid							
			Total Appropriations in Aid							

VOTE R119 MINISTRY OF LIVESTOCK DEVELOPMENT									
RECURRENT APPROPRIATION ACCOUNT ON SUMMARY ITEM - FOR THE PERIOD FROM JUL-12 TO JUN-13									
HEAD	SUB HEAD	ITEM	TITLE AND DETAILS	Original	Add/Less Supplementary	Approved Estimates	Actual Expenditure	Over	Under
				KShs	KShs	KShs	KShs	KShs	KShs
0004			Development Planning Services						
	01		Headquarters Development Planning Services						
			Net Expenditure SubHead 01	KShs	22,416	12,666,686	11,296,633	-289,760	1,659,813
			Net Expenditure Head 000400	KShs	22,416	12,666,686	11,296,633	-289,760	1,659,813
0005			Provincial Livestock Production Services						
	98		Devolved Functions Provincial Livestock Production Services						
		2110100	Basic Salaries - Permanent Employees	79,503,791	13,535,153	93,038,944	93,038,944	0	0
		2110200	Basic Wages - Temporary Employees	620,000	30,000	680,000	324,140	0	355,860
		2110300	Personal Allowances paid as part of Salary	46,146,158	0	46,146,158	46,049,032	0	97,126
		2210100	Utilities, Supplies and Services	1,460,104	82,800	1,625,704	287,440	0	1,338,264
		2210200	Communication, Supplies and Services	1,777,680	85,500	1,848,680	735,235	0	1,213,445
		2210300	Domestic Travel and Subsistence, and Other Transportation Costs	2,053,050	25,950	2,104,950	493,410	0	1,611,540
		2210800	Hospitality Supplies and Services	398,842	0	398,842	119,570	0	279,272
		2211000	Specialised Materials and Supplies	691,433	0	691,433	87,565	0	603,868
		2211100	Office and General Supplies and Services	1,592,250	0	1,592,250	444,950	0	1,147,300
		2211200	Fuel Oil and Lubricants	1,760,000	0	1,760,000	358,150	0	1,401,850
		2211300	Other Operating Expenses	44,523	0	44,523	0	0	44,523
		2220100	Routine Maintenance - Vehicles and Other Transport Equipmt.	880,000	0	880,000	298,916	0	581,084
		2220200	Routine Maintenance - Other Assets	1,293,400	0	1,293,400	237,048	0	1,056,352
		3111000	Purch. of Office Furn. & General Eqpt.	266,400	0	266,400	5,000	0	261,400
			GROSS EXPENDITURE	138,487,631	13,759,403	152,471,284	142,479,399	0	9,991,885
			Total Appropriations in Aid	KShs	13,759,403	152,471,284	142,479,399	0	9,991,885
0006			District Livestock Production Services						
			Net Expenditure SubHead 98	KShs	13,759,403	152,471,284	142,479,399	0	9,991,885
			Net Expenditure Head 000500	KShs	13,759,403	152,471,284	142,479,399	0	9,991,885
	98		Devolved Functions District Livestock Production Services						
		2110100	Basic Salaries - Permanent Employees	544,228,447	92,518,836	636,747,283	636,747,283	0	0
		2110200	Basic Wages - Temporary Employees	1,530,000	-30,000	1,470,000	749,631	0	720,369
		2110300	Personal Allowances paid as part of Salary	253,505,131	0	253,505,131	253,429,595	0	75,536
		2210100	Utilities, Supplies and Services	7,105,480	-155,480	6,794,520	830,679	0	5,963,841
		2210200	Communication, Supplies and Services	5,916,690	-66,690	5,783,310	1,518,245	0	4,265,065
		2210300	Domestic Travel and Subsistence, and Other Transportation Costs	20,336,540	49,700	20,435,940	5,918,219	0	14,517,722
		2210500	Printing, Advertising and Information Supplies and Services	1,353,740	2,720	1,359,180	460,300	0	898,880
		2210600	Rentals of Produced Assets	650,000	0	650,000	0	0	650,000
		2210700	Training Expenses (including capacity building)	2,074,180	5,820	2,085,820	575,540	0	1,510,280
		2211000	Specialised Materials and Supplies	7,123,926	18,920	7,161,766	1,693,900	0	5,467,866
		2211100	Office and General Supplies and Services	5,715,330	-3,330	5,708,670	1,356,922	0	4,351,748
		2211200	Fuel Oil and Lubricants	9,541,270	58,730	9,658,730	5,530,328	0	4,128,402

VOTE R119 MINISTRY OF LIVESTOCK DEVELOPMENT

RECURRENT APPROPRIATION ACCOUNT ON SUMMARY ITEM - FOR THE PERIOD FROM JUL-12 TO JUN-13

HEAD	SUB HEAD	ITEM	TITLE AND DETAILS	Original		Add/less Supplementary		Approved Estimates		Actual Expenditure		Over		Under	
				KShs	KShs	KShs	KShs	KShs	KShs	KShs	KShs	KShs	KShs		
0008			Headquarters Livestock Production Support Services												
	04		Business and Value Addition Headquarters Livestock Production Support Services												
		3111000	Equipmt. Purch. of Office Furn. & General Eqpt.	280,000	-56,000	224,000	202,820	0	21,180						
		3111100	Purch. of Specialised Plant, Equipment & Mach.	50,000	-10,000	40,000	0	0	40,000						
			GROSS EXPENDITURE	1,846,250	-176,265	1,669,985	1,232,223	0	437,762						
			Appropriations In Aid												
			Total Appropriations In Aid												
			Net Expenditure SubHead 04	1,846,250	-176,265	1,669,985	1,232,223	0	437,762						
0009			Net Expenditure Head 000800	131,390,150	5,645,399	137,035,549	127,541,757	-293,813	9,787,605						
			Lenana National Beekeeping Station												
	01		Headquarters Lenana National Beekeeping Station												
		2110100	Basic Salaries - Permanent Employees	12,427,544	2,112,683	14,540,227	14,540,227	0	0						
		2110200	Basic Wages - Temporary Employees	926,544	0	926,544	488,326	0	438,218						
		2110300	Personal Allowances paid as part of Salary	7,219,600	0	7,219,600	6,899,004	0	320,596						
		2210100	Utilities, Supplies and Services	680,000	0	680,000	636,370	0	43,630						
		2210200	Communication, Supplies and Services	240,460	-24,048	216,432	207,290	0	9,142						
		2210300	Domestic Travel and Subsistence, and Other Transportation Costs	384,608	-38,461	346,147	202,150	0	143,997						
		2210500	Printing, Advertising and Information Supplies and Services	28,000	-2,800	25,200	24,960	0	240						
		2210800	Hospitality Supplies and Services	41,160	-4,116	37,044	24,843	0	12,201						
		2211000	Specialised Materials and Supplies	330,000	0	330,000	325,750	0	4,250						
		2211100	Office and General Supplies and Services	371,000	-37,100	333,900	321,448	0	12,452						
		2211200	Fuel Oil and Lubricants	160,000	0	160,000	156,961	0	3,039						
		2211300	Other Operating Expenses	300,000	-60,000	240,000	238,528	0	1,472						
		2220100	Routine Maintenance - Vehicles and Other Transport Equipmt.	96,000	0	96,000	75,090	0	20,910						
		2220200	Routine Maintenance - Other Assets	400,000	0	400,000	331,407	0	68,593						
		3110800	Overhaul of Vehicles & Other Transport Equipment	300,000	0	300,000	300,000	0	0						
		3110900	Purch. of Household Furn. & Institutional Eqpt.	205,000	0	205,000	198,700	0	5,300						
		3111100	Purch. of Specialised Plant, Equipment & Mach.	100,000	-20,000	80,000	80,000	0	0						
			GROSS EXPENDITURE	24,209,936	1,926,158	26,136,094	25,052,053	0	1,084,041						
			Appropriations In Aid												
		3520300	Receipts from Sales of Inventories, Stocks and Commodities - collected as AIA	-200,000	0	-200,000	-200,000	0	0						
			Total Appropriations In Aid	-200,000	0	-200,000	-200,000	0	0						
			Net Expenditure SubHead 01	24,009,936	1,926,158	25,936,094	24,852,053	0	1,084,041						
0010			Net Expenditure Head 000900	24,009,936	1,926,158	25,936,094	24,852,053	0	1,084,041						
			Animal Production Farms												
	98		Devolved Functions Animal Production Farms												
		2110100	Basic Salaries - Permanent Employees	5,206,599	0	5,206,599	5,016,033	0	190,566						
		2110200	Basic Wages - Temporary Employees	5,411,859	-1,180,960	4,230,899	378,380	0	3,852,519						

VOTE R119 MINISTRY OF LIVESTOCK DEVELOPMENT
 RECURRENT APPROPRIATION ACCOUNT ON SUMMARY ITEM - FOR THE PERIOD FROM JUL-12 TO JUN-13

HEAD	SUB HEAD	ITEM	TITLE AND DETAILS	Original	Add/Less Supplementary	Approved Estimates	Actual Expenditure	Over	Under
				KShs	KShs	KShs	KShs	KShs	KShs
0010			Animal Production Farms						
			Devolved Functions Animal Production Farms						
	98	2110300	Personal Allowances paid as part of Salary	3,723,580	0	3,723,580	3,396,362	0	327,218
		2210100	Utilities, Supplies and Services	400,000	0	400,000	18,820	0	381,180
		2210200	Communication, Supplies and Services	142,800	8,400	159,600	9,000	0	150,600
		2210300	Domestic Travel and Subsistence, and Other Transportation Costs	408,898	0	408,898	45,000	0	363,898
		2210500	Printing, Advertising and Information Supplies and Services	50,400	0	50,400	2,200	0	48,200
		2210800	Hospitality Supplies and Services	98,000	0	98,000	0	0	98,000
		2211000	Specialised Materials and Supplies	3,340,000	0	3,340,000	73,250	0	3,266,750
		2211100	Office and General Supplies and Services	246,400	-8,400	229,600	2,000	0	227,600
		2211200	Fuel Oil and Lubricants	320,000	0	320,000	0	0	320,000
		2211300	Other Operating Expenses	212,000	0	212,000	16,400	0	195,600
		2220100	Routine Maintenance - Vehicles and Other Transport Equipmt.	320,000	0	320,000	10,560	0	309,440
		2220200	Routine Maintenance - Other Assets	600,000	0	600,000	4,800	0	595,200
		3111100	Purch. of Specialised Plant, Equipment & Mach.	246,000	0	246,000	15,800	0	230,200
		3111200	Rehabilitation & Renovation of Plant, Mach. & Eqpt.	200,000	0	200,000	30,000	0	170,000
		3111300	Purch. of Certified Seeds, Breeding Stock & Live Animals	700,000	0	700,000	0	0	700,000
			GROSS EXPENDITURE	21,626,536	-1,180,960	20,445,576	9,018,605	0	11,426,971
			Appropriations in Aid						
		3520300	Receipts from Sales of Inventories, Stocks and Commodities - collected as AIA	-2,500,000	0	-2,500,000	-527,011	0	-1,972,990
			Total Appropriations in Aid	-2,500,000	0	-2,500,000	-527,011	0	-1,972,990
			Net Expenditure SubHead 98	19,126,536	-1,180,960	17,945,576	8,491,595	0	9,453,982
0011			Animal Production Services						
			Headquarters Animal Production Services						
	01	2110100	Basic Salaries - Permanent Employees	20,439,237	3,090,687	23,529,918	22,873,267	0	656,651
		2110300	Personal Allowances paid as part of Salary	4,176,600	0	4,176,600	3,640,382	0	536,218
		2210200	Communication, Supplies and Services	328,320	-32,832	295,488	292,120	0	3,368
		2210300	Domestic Travel and Subsistence, and Other Transportation Costs	394,800	-39,480	355,320	458,900	-103,580	0
		2210400	Foreign Travel and Subsistence, and Other Transportation Costs	404,000	-80,800	323,200	322,682	0	519
		2210500	Printing, Advertising and Information Supplies and Services	542,042	-9,029	533,013	345,050	0	187,963
		2210700	Training Expenses (including capacity building)	371,854	-74,371	297,483	291,400	0	6,083
		2210800	Hospitality Supplies and Services	58,800	-5,880	52,920	47,000	0	5,920
		2211000	Specialised Materials and Supplies	156,229	0	156,229	168,913	-12,684	0
		2211100	Office and General Supplies and Services	218,964	-21,896	197,064	159,210	0	37,854
		2211200	Fuel Oil and Lubricants	326,410	0	326,410	326,410	0	0
		2220100	Routine Maintenance - Vehicles and Other Transport Equipmt.	80,000	0	80,000	45,000	0	35,000
		2220200	Routine Maintenance - Other Assets	182,757	0	182,757	91,800	0	90,957

VOTE R119 MINISTRY OF LIVESTOCK DEVELOPMENT

RECURRENT APPROPRIATION ACCOUNT ON SUMMARY ITEM - FOR THE PERIOD FROM JUL-12 TO JUN-13

HEAD	SUB HEAD	ITEM	TITLE AND DETAILS	Original	Add/Less Supplementary	Approved Estimates	Actual Expenditure	Over	Under
				KShs	KShs	KShs	KShs	KShs	KShs
0011			Animal Production Services						
	01		Headquarters Animal Production Services						
		2640400	Other Current Transfers, Grants and Subsidies	1,200,000	0	1,200,000	1,200,000	0	0
		3111300	Purch. of Certified Seeds, Breeding Stock & Live Animals	180,000	0	180,000	0	0	180,000
			GROSS EXPENDITURE	29,060,009	2,826,393	31,886,402	30,262,134	-116,264	1,740,533
		3520300	Appropriations in Aid	-50,000	0	-50,000	-50,000	0	0
			Receipts from Sales of Inventories, Stocks and Commodities - collected as A/A	-50,000	0	-50,000	-50,000	0	0
			Total Appropriations in Aid	-50,000	0	-50,000	-50,000	0	0
			Net Expenditure SubHead 01	29,010,009	2,826,393	31,836,402	30,212,134	-116,264	1,740,533
0012			Smallholder Dairy Commercialisation Programme(SCDP)						
			Net Expenditure Head 001200	0	0	0	0	0	0
0013			Range Management and Improvement						
	01		Headquarters Range Management Improvement						
		2210100	Basic Salaries - Permanent Employees	22,267,107	3,785,408	26,052,515	25,953,225	0	99,290
		2210200	Basic Wages - Temporary Employees	318,000	0	318,000	250,294	0	67,706
		2210300	Personal Allowances paid as part of Salary	6,192,000	0	6,192,000	5,572,770	0	619,230
		2210200	Communication, Supplies and Services	140,760	-14,076	126,684	87,850	0	38,834
		2210300	Domestic Travel and Subsistence, and Other Transportation Costs	724,501	-72,450	652,051	449,227	0	202,824
		2210500	Printing, Advertising and Information Supplies and Services	20,608	-2,061	18,547	6,300	0	12,247
		2210700	Training Expenses (including capacity building)	184,000	-36,800	147,200	125,000	0	22,200
		2210800	Hospitality Supplies and Services	28,175	-2,817	25,358	17,358	0	8,000
		2211100	Office and General Supplies and Services	218,200	-21,820	196,380	149,276	0	47,104
		2211200	Fuel Oil and Lubricants	384,000	0	384,000	299,100	0	84,900
		2220100	Routine Maintenance - Vehicles and Other Transport Equipmt.	18,400	0	18,400	0	0	18,400
		2640400	Other Current Transfers, Grants and Subsidies	750,000	0	750,000	750,000	0	0
			GROSS EXPENDITURE	31,245,751	3,635,384	34,881,135	33,660,400	0	1,220,735
			Appropriations in Aid						
			Total Appropriations in Aid	31,245,751	3,635,384	34,881,135	33,660,400	0	1,220,735
			Net Expenditure SubHead 01	31,245,751	3,635,384	34,881,135	33,660,400	0	1,220,735
0014			Livestock Training - Support Services						
	01		Headquarters Livestock Training - Support Services						
		2110100	Basic Salaries - Permanent Employees	4,083,461	694,188	4,777,649	4,228,002	0	549,647
		2110300	Personal Allowances paid as part of Salary	1,722,000	0	1,722,000	1,084,100	0	637,900
		2210200	Communication, Supplies and Services	90,000	-9,000	81,000	81,000	0	0
		2210300	Domestic Travel and Subsistence, and Other Transportation Costs	419,762	-41,976	377,786	181,730	0	196,056

VOTE R119 MINISTRY OF LIVESTOCK DEVELOPMENT
 RECURRENT APPROPRIATION ACCOUNT ON SUMMARY ITEM - FOR THE PERIOD FROM JUL-12 TO JUN-13

HEAD	SUB HEAD	ITEM	TITLE AND DETAILS	Original	Address Supplementary	Approved Estimates	Actual Expenditure	Over	Under
				KShs	KShs	KShs	KShs	KShs	KShs
0014			Livestock Training - Support Services						
	01		Headquarters Livestock Training - Support Services						
		2210500	Printing, Advertising and Information Supplies and Services	16,800	-1,680	15,120	0	0	15,120
		2210700	Training Expenses (including capacity building)	8,160,000	-1,632,000	6,528,000	7,747,010	-1,219,010	0
		2210800	Hospitality Supplies and Services	102,900	-10,290	92,610	63,240	0	29,370
		2211000	Specialised Materials and Supplies	60,000	0	60,000	60,000	0	0
		2211100	Office and General Supplies and Services	260,000	-26,000	234,000	140,750	0	93,250
		2211200	Fuel Oil and Lubricants	180,000	0	180,000	116,000	0	64,000
		2220100	Routine Maintenance - Vehicles and Other Transport Equipmt.	72,000	0	72,000	28,170	0	43,830
		2220200	Routine Maintenance - Other Assets	209,760	0	209,760	186,545	0	23,215
			GROSS EXPENDITURE	15,376,683	-1,026,758	14,349,925	13,916,547	-1,219,010	1,652,388
			Appropriations in Aid						
			Total Appropriations in Aid						
			Net Expenditure SubHead 01	15,376,683	-1,026,758	14,349,925	13,916,547	-1,219,010	1,652,388
0015			Pastoral Areas Training Centre - Narok						
	98		Devolved Functions Pastoral Areas Training Centre - Narok						
		2110100	Basic Salaries - Permanent Employees	1,922,533	709,223	2,631,756	2,584,407	0	47,349
		2110200	Basic Wages - Temporary Employees	367,000	0	367,000	131,708	0	235,292
		2110300	Personal Allowances paid as part of Salary	967,200	0	967,200	854,747	0	112,453
		2210100	Utilities, Supplies and Services	280,000	0	280,000	0	0	280,000
		2210200	Communication, Supplies and Services	31,536	0	31,536	0	0	31,536
		2210300	Domestic Travel and Subsistence, and Other Transportation Costs	182,700	0	182,700	25,000	0	157,700
		2210500	Printing, Advertising and Information Supplies and Services	16,800	0	16,800	0	0	16,800
		2210800	Hospitality Supplies and Services	34,300	0	34,300	0	0	34,300
		2211000	Specialised Materials and Supplies	698,000	0	698,000	0	0	698,000
		2211100	Office and General Supplies and Services	44,800	0	44,800	0	0	44,800
		2211200	Fuel Oil and Lubricants	290,000	0	290,000	0	0	290,000
		2211300	Other Operating Expenses	15,000	0	15,000	0	0	15,000
		2220100	Routine Maintenance - Vehicles and Other Transport Equipmt.	72,000	0	72,000	0	0	72,000
		2220200	Routine Maintenance - Other Assets	160,000	0	160,000	0	0	160,000
		3110900	Purch. of Household Furn. & Institutional Eqpt.	300,000	0	300,000	0	0	300,000
		3111100	Purch. of Specialised Plant, Equipment & Mach.	120,000	0	120,000	0	0	120,000
		3111300	Purch. of Certified Seeds, Breeding Stock & Live Animals	500,000	0	500,000	0	0	500,000
			GROSS EXPENDITURE	6,001,869	709,223	6,711,092	3,595,862	0	3,115,230
			Appropriations in Aid						
			Receipts from Sales of Inventories, Stocks and Commodities - collected as A/A	-780,200	0	-780,200	-181,485	0	-598,715
			Total Appropriations in Aid	-780,200	0	-780,200	-181,485	0	-598,715
			Net Expenditure SubHead 98	5,221,669	709,223	5,930,892	3,414,377	0	2,516,515
				KShs	KShs	KShs	KShs	KShs	KShs

VOTE R119 MINISTRY OF LIVESTOCK DEVELOPMENT

RECURRENT APPROPRIATION ACCOUNT ON SUMMARY ITEM - FOR THE PERIOD FROM JUL-12 TO JUN-13

HEAD	SUB HEAD	ITEM	TITLE AND DETAILS	Original	Add/Less Supplementary	Approved Estimates	Actual Expenditure	Over	Under
				KShs	KShs	KShs	KShs	KShs	KShs
0015			Pastoral Areas Training Centre - Narok						
0016			Net Expenditure Head 001500	5,221,669	709,223	5,930,892	3,414,377		0
			Griftu Pastoral Training Centre						
98			Devolved Functions Griftu Pastoral Training Centre						
	2110100		Basic Salaries - Permanent Employees	2,485,335	422,507	2,907,842	2,906,969	0	873
	2110200		Basic Wages - Temporary Employees	530,000	0	530,000	134,397	0	395,603
	2110300		Personal Allowances paid as part of Salary	771,600	0	771,600	770,969	0	631
	2210100		Utilities, Supplies and Services	530,000	0	530,000	0	0	530,000
	2210200		Communication, Supplies and Services	68,400	0	68,400	0	0	68,400
	2210300		Domestic Travel and Subsistence, and Other	220,500	0	220,500	0	0	220,500
	2210500		Transportation Costs	33,600	0	33,600	0	0	33,600
	2210700		Printing, Advertising and Information Supplies and Services	1,590,080	0	1,590,080	1,057,834	0	532,246
	2210800		Training Expenses (including capacity building)	39,200	0	39,200	0	0	39,200
	2211000		Hospitality Supplies and Services	1,654,822	0	1,654,822	0	0	1,654,822
	2211100		Specialised Materials and Supplies	697,000	0	697,000	0	0	697,000
	2211200		Office and General Supplies and Services	1,280,000	0	1,280,000	0	0	1,280,000
	2211300		Fuel Oil and Lubricants	15,000	0	15,000	0	0	15,000
	2220100		Other Operating Expenses	200,000	0	200,000	0	0	200,000
	2220200		Routine Maintenance - Vehicles and Other Transport Equipmt.	440,000	0	440,000	0	0	440,000
	3110800		Routine Maintenance - Other Assets	250,000	0	250,000	0	0	250,000
	3110900		Overhaul of Vehicles & Other Transport Equipment	130,000	0	130,000	0	0	130,000
	3111300		Purch. of Household Furn. & Institutional Eqpt.	1,300,000	0	1,300,000	0	0	1,300,000
			Purch. of Certified Seeds, Breeding Stock & Live Animals	12,235,537	422,507	12,658,044	4,870,169	0	7,787,875
			GROSS EXPENDITURE						
			Appropriations in Aid	-350,000	0	-350,000	-45,500	0	-304,500
			Receipts from Sales of Inventories, Stocks and Commodities - collected as AIA	-350,000	0	-350,000	-45,500	0	-304,500
			Total Appropriations in Aid	11,885,537	422,507	12,308,044	4,824,669	0	7,483,375
			Net Expenditure SubHead 98	11,885,537	422,507	12,308,044	4,824,669	0	7,483,375
0017			Net Expenditure Head 001600	11,885,537	422,507	12,308,044	4,824,669	0	7,483,375
			Mobile Pastoral Training Unit						
98			Devolved Functions Mobile Pastoral Training Unit						
	2110100		Basic Salaries - Permanent Employees	2,602,392	442,407	3,044,799	3,044,799	0	0
	2110200		Basic Wages - Temporary Employees	127,000	0	127,000	0	0	127,000
	2110300		Personal Allowances paid as part of Salary	1,328,400	0	1,328,400	943,234	0	385,166
	2210200		Communication, Supplies and Services	36,000	0	36,000	0	0	36,000
	2210300		Domestic Travel and Subsistence, and Other	338,940	0	338,940	192,500	0	146,440
	2210500		Transportation Costs	20,160	0	20,160	0	0	20,160
	2210700		Printing, Advertising and Information Supplies and Services	80,000	0	80,000	40,000	0	40,000
	2211000		Training Expenses (including capacity building)	313,365	0	313,365	12,760	0	300,605
			Specialised Materials and Supplies						

VOTE R119 MINISTRY OF LIVESTOCK DEVELOPMENT

RECURRENT APPROPRIATION ACCOUNT ON SUMMARY ITEM - FOR THE PERIOD FROM JUL-12 TO JUN-13

HEAD	SUB HEAD	ITEM	TITLE AND DETAILS	Original	Add/Less Supplementary	Approved Estimates	Actual Expenditure	Over	Under
				KShs	KShs	KShs	KShs	KShs	KShs
0017			Mobile Pastoral Training Unit						
	98		Devolved Functions Mobile Pastoral Training Unit						
		2211100	Office and General Supplies and Services	86,800	0	86,800	0	0	86,800
		2211200	Fuel Oil and Lubricants	352,000	0	352,000	4,760	0	347,240
		2211300	Other Operating Expenses	15,000	0	15,000	0	0	15,000
		2220100	Routine Maintenance - Vehicles and Other Transport Equipmt.	200,000	0	200,000	13,850	0	186,150
		2220200	Routine Maintenance - Other Assets	176,000	0	176,000	7,250	0	168,750
		3110900	Purch. of Household Furn. & Institutional Eqpt.	100,000	0	100,000	5,300	0	94,700
		3111000	Purch. of Office Furn. & General Eqpt.	8,000	0	8,000	0	0	8,000
		3111100	Purch. of Specialised Plant, Equipment & Mach.	84,375	0	84,375	16,080	0	68,295
			GROSS EXPENDITURE	5,868,432	442,407	6,310,839	4,280,533	0	2,030,306
			Appropriations in Aid						
			Total Appropriations in Aid	KShs					
			Net Expenditure SubHead 98	5,868,432	442,407	6,310,839	4,280,533	0	2,030,306
			Net Expenditure Head 001700	5,868,432	442,407	6,310,839	4,280,533	0	2,030,306
0018			Dairy Training School						
	98		Devolved Functions Dairy Training School						
		2110100	Basic Salaries - Permanent Employees	14,903,853	2,533,655	17,437,508	17,437,508	0	0
		2110200	Basic Wages - Temporary Employees	696,632	0	696,632	0	0	696,632
		2110300	Personal Allowances paid as part of Salary	7,660,800	0	7,660,800	7,316,612	0	344,188
		2210100	Utilities, Supplies and Services	2,500,000	0	2,500,000	0	0	2,500,000
		2210200	Communication, Supplies and Services	291,708	0	291,708	0	0	291,708
		2210300	Domestic Travel and Subsistence, and Other Transportation Costs	336,669	0	336,669	45,000	0	291,669
		2210500	Printing, Advertising and Information Supplies and Services	40,404	0	40,404	12,000	0	28,404
		2210600	Rentals of Produced Assets	66,600	0	66,600	0	0	66,600
		2210700	Training Expenses (including capacity building)	724,320	0	724,320	392,050	0	332,270
		2210800	Hospitality Supplies and Services	29,400	0	29,400	0	0	29,400
		2210900	Insurance Costs	335,500	0	335,500	0	0	335,500
		2211000	Specialised Materials and Supplies	12,571,410	0	12,571,410	0	0	12,571,410
		2211100	Office and General Supplies and Services	441,336	0	441,336	0	0	441,336
		2211200	Fuel Oil and Lubricants	2,720,000	0	2,720,000	0	0	2,720,000
		2211300	Other Operating Expenses	236,000	0	236,000	0	0	236,000
		2220100	Routine Maintenance - Vehicles and Other Transport Equipmt.	432,900	0	432,900	0	0	432,900
		2220200	Routine Maintenance - Other Assets	1,074,166	0	1,074,166	0	0	1,074,166
		3110800	Overhaul of Vehicles & Other Transport Equipment	140,000	0	140,000	0	0	140,000
		3110900	Purch. of Household Furn. & Institutional Eqpt.	1,000,000	0	1,000,000	0	0	1,000,000
		3111100	Purch. of Specialised Plant, Equipment & Mach.	188,000	0	188,000	0	0	188,000
		3111200	Rehabilitation & Renovation of Plant, Mach. & Eqpt.	480,000	0	480,000	0	0	480,000
		3111300	Purch. of Certified Seeds, Breeding Stock & Live Animals	320,000	0	320,000	0	0	320,000
			GROSS EXPENDITURE	47,189,698	2,533,655	49,723,353	25,203,170	0	24,520,183
			Appropriations in Aid						

VOTE R119 MINISTRY OF LIVESTOCK DEVELOPMENT

RECURRENT APPROPRIATION ACCOUNT ON SUMMARY ITEM - FOR THE PERIOD FROM JUL-12 TO JUN-13

HEAD	SUB HEAD	ITEM	TITLE AND DETAILS	Original	Add/Less Supplementary	Approved Estimates	Actual Expenditure	Over	Under
				KShs	KShs	KShs	KShs	KShs	KShs
0018			Dairy Training School						
	98		Devolved Functions Dairy Training School						
			Appropriations in Aid						
		3511000	Receipts from sale of certified seeds & breeding stock - collected as AIA	-700,000	0	-700,000	0	0	-700,000
			Total Appropriations in Aid	-700,000	0	-700,000	0	0	-700,000
			Net Expenditure SubHead 98	46,489,698	2,533,655	49,023,353	25,203,170	0	23,820,183
			Net Expenditure Head 001800	46,489,698	2,533,655	49,023,353	25,203,170	0	23,820,183
0019			Livestock Information Services						
	01		Headquarters Livestock Information Services						
		2110100	Basic Salaries - Permanent Employees	3,067,337	521,447	3,588,784	2,754,604	0	834,180
		2110300	Personal Allowances paid as part of Salary	1,152,000	0	1,152,000	1,120,033	0	31,967
		2210100	Utilities, Supplies and Services	200,000	0	200,000	191,935	0	8,065
		2210200	Communication, Supplies and Services	144,000	-14,400	129,600	117,828	0	11,772
		2210300	Domestic Travel and Subsistence, and Other Transportation Costs	504,000	-50,400	453,600	451,880	0	1,720
		2210500	Printing, Advertising and Information Supplies and Services	386,400	-17,640	368,760	95,200	0	273,560
		2210800	Hospitality Supplies and Services	108,780	-10,878	97,902	119,870	-21,968	0
		2211100	Specialised Materials and Supplies	600,000	0	600,000	530,139	0	69,861
		2211200	Office and General Supplies and Services	175,000	-17,500	157,500	97,907	0	59,593
		2211300	Fuel Oil and Lubricants	246,000	0	246,000	245,820	0	180
		2220100	Other Operating Expenses	250,000	-50,000	200,000	139,000	0	61,000
		2220200	Routine Maintenance - Vehicles and Other Transport Equipmt.	80,000	0	80,000	29,800	0	50,200
		3111100	Routine Maintenance - Other Assets	104,000	0	104,000	64,000	0	40,000
			Purch. of Specialised Plant, Equipment & Mach.	116,000	-23,200	92,800	69,066	0	23,734
			GROSS EXPENDITURE	7,133,517	337,429	7,470,946	6,027,082	-21,968	1,465,832
			Appropriations in Aid						
			Total Appropriations in Aid	7,133,517	337,429	7,470,946	6,027,082	-21,968	1,465,832
			Net Expenditure SubHead 01	7,133,517	337,429	7,470,946	6,027,082	-21,968	1,465,832
			Net Expenditure Head 001900	7,133,517	337,429	7,470,946	6,027,082	-21,968	1,465,832
0020			Livestock Education and Extension Services						
	01		Headquarters Livestock Education and Extension Services						
		2110100	Basic Salaries - Permanent Employees	41,538,318	7,061,514	48,599,832	48,599,832	0	0
		2110300	Personal Allowances paid as part of Salary	18,802,304	0	18,802,304	18,035,140	0	767,164
		2210200	Communication, Supplies and Services	288,000	-28,800	259,200	240,665	0	18,535
		2210300	Domestic Travel and Subsistence, and Other Transportation Costs	517,048	-51,705	465,343	492,492	-27,149	0
		2210500	Printing, Advertising and Information Supplies and Services	222,600	-22,260	200,340	197,760	0	2,580
		2210800	Hospitality Supplies and Services	84,000	-8,400	75,600	73,132	0	2,468
		2211000	Specialised Materials and Supplies	656,687	0	656,687	636,650	0	20,037
		2211100	Office and General Supplies and Services	220,000	-22,000	198,000	198,000	0	0

RECURRENT APPROPRIATION ACCOUNT ON SUMMARY ITEM - FOR THE PERIOD FROM JUL-12 TO JUN-13

HEAD	SUB HEAD	ITEM	TITLE AND DETAILS	Original	Add/less Supplementary	Approved Estimates	Actual Expenditure	Over	Under
0020			Livestock Education and Extension Services	KShs	KShs	KShs	KShs	KShs	KShs
	01		Headquarters Livestock Education and Extension Services						
		2211200	Fuel Oil and Lubricants	172,800	0	172,800	168,800	0	4,000
		2211300	Other Operating Expenses	36,000	-7,200	28,800	0	0	28,800
		2220100	Routine Maintenance - Vehicles and Other Transport Equipmt.	384,000	0	384,000	364,000	0	20,000
		2220200	Routine Maintenance - Other Assets	408,000	0	408,000	349,832	0	58,168
		3111100	Purch. of Specialised Plant, Equipment & Mach.	96,000	-19,200	76,800	64,000	0	12,800
			GROSS EXPENDITURE	63,425,757	6,901,949	70,327,706	69,420,303	-27,149	934,552
			Appropriations in Aid						
			Total Appropriations in Aid						
			Net Expenditure SubHead 01	63,425,757	6,901,949	70,327,706	69,420,303	-27,149	934,552
0021			Livestock Breeding and Laboratory Services	KShs	KShs	KShs	KShs	KShs	KShs
	01		Headquarters Livestock Breeding and Laboratory Services						
		2110100	Basic Salaries - Permanent Employees	4,201,493	714,254	4,915,747	4,915,747	0	0
		2110300	Personal Allowances paid as part of Salary	3,396,650	0	3,396,650	2,454,333	0	942,317
			GROSS EXPENDITURE	7,598,143	714,254	8,312,397	7,370,080	0	942,317
			Appropriations in Aid						
			Total Appropriations in Aid						
			Net Expenditure SubHead 01	7,598,143	714,254	8,312,397	7,370,080	0	942,317
	98		Devoled Functions Livestock Breeding and Laboratory Services						
		2210100	Utilities, Supplies and Services	125,000	0	125,000	6,500	0	118,500
		2210200	Communication, Supplies and Services	148,320	0	148,320	5,550	0	142,770
		2210300	Domestic Travel and Subsistence, and Other Transportation Costs	613,820	0	613,820	101,190	0	512,430
		2210500	Printing, Advertising and Information Supplies and Services	20,160	0	20,160	0	0	20,160
		2211000	Specialised Materials and Supplies	222,754	0	222,754	6,840	0	215,914
		2211100	Office and General Supplies and Services	515,200	0	515,200	48,890	0	466,310
		2211200	Fuel Oil and Lubricants	534,888	0	534,888	70,996	0	463,892
		2211300	Other Operating Expenses	273,600	0	273,600	6,000	0	267,600
		2220100	Routine Maintenance - Vehicles and Other Transport Equipmt.	168,000	0	168,000	6,610	0	161,390
		2220200	Routine Maintenance - Other Assets	463,946	0	463,946	6,415	0	457,531
			GROSS EXPENDITURE	3,085,488	0	3,085,488	258,991	0	2,826,497
			Appropriations in Aid						
			Total Appropriations in Aid						
			Net Expenditure SubHead 98	3,085,488	0	3,085,488	258,991	0	2,826,497
0022			ASAL Based Livestock and Rural Livelihoods Support Project	KShs	KShs	KShs	KShs	KShs	KShs
			Net Expenditure Head 002100	10,683,631	714,254	11,397,885	7,629,071	0	3,768,814
			Net Expenditure Head 002200					0	0

VOTE R119 MINISTRY OF LIVESTOCK DEVELOPMENT
 RECURRENT APPROPRIATION ACCOUNT ON SUMMARY ITEM - FOR THE PERIOD FROM JUL-12 TO JUN-13

HEAD	SUB HEAD	ITEM	TITLE AND DETAILS	Original	Add/Less Supplementary	Approved Estimates	Actual Expenditure	Over	Under
				KShs	KShs	KShs	KShs	KShs	KShs
0023			Apicultural and Emerging Livestock Services						
	01		Headquarters Apicultural and Emerging Livestock Services						
		2110100	Basic Salaries - Permanent Employees	4,989,271	848,176	5,837,447	5,787,064	0	50,383
		2110300	Personal Allowances paid as part of Salary	3,893,850	0	3,893,850	2,916,395	0	977,455
		2210200	Communication, Supplies and Services	79,200	-7,920	71,280	62,270	0	9,010
		2210300	Domestic Travel and Subsistence, and Other Transportation Costs	340,200	-34,020	306,180	253,121	0	53,059
		2210500	Printing, Advertising and Information Supplies and Services	41,160	-4,116	37,044	20,000	0	17,044
		2210700	Training Expenses (including capacity building)	314,400	-62,880	251,520	178,450	0	73,070
		2210800	Hospitality Supplies and Services	50,960	-5,096	45,864	39,659	0	6,205
		2211000	Specialised Materials and Supplies	66,000	0	66,000	33,000	0	33,000
		2211100	Office and General Supplies and Services	187,600	-18,760	168,840	102,025	0	66,815
		2211200	Fuel Oil and Lubricants	210,000	0	210,000	113,400	0	96,600
		2211300	Other Operating Expenses	332,000	-66,400	265,600	217,000	0	48,600
		2220100	Routine Maintenance - Vehicles and Other Transport Equipmt.	160,000	0	160,000	147,800	0	12,200
		2220200	Routine Maintenance - Other Assets	88,000	0	88,000	39,450	0	48,550
		3111000	Purch. of Office Furn. & General Eqpt.	24,000	-4,800	19,200	0	0	19,200
			GROSS EXPENDITURE	10,776,641	644,184	11,420,825	9,909,634	0	1,511,191
			Appropriations in Aid						
			Total Appropriations in Aid	10,776,641	644,184	11,420,825	9,909,634	0	1,511,191
			Net Expenditure SubHead 01	10,776,641	644,184	11,420,825	9,909,634	0	1,511,191
0024			Project Development Monitoring and Evaluation						
	01		Headquarters Project Development Monitoring and Evaluation						
		2110100	Basic Salaries - Permanent Employees	6,037,481	1,026,372	7,063,853	6,220,133	0	843,720
		2110300	Personal Allowances paid as part of Salary	3,006,000	0	3,006,000	2,128,283	0	877,717
		2210200	Communication, Supplies and Services	125,280	-12,528	112,752	88,850	0	23,902
		2210300	Domestic Travel and Subsistence, and Other Transportation Costs	504,000	-50,400	453,600	295,575	0	158,025
		2210400	Foreign Travel and Subsistence, and Other Transportation Costs	729,000	-145,800	583,200	514,493	0	68,707
		2210500	Printing, Advertising and Information Supplies and Services	50,400	-5,040	45,360	0	0	45,360
		2210800	Hospitality Supplies and Services	239,400	-23,940	215,460	201,240	0	14,220
		2211000	Specialised Materials and Supplies	136,000	0	136,000	20,000	0	116,000
		2211100	Office and General Supplies and Services	299,600	-29,960	269,640	245,000	0	24,640
		2211200	Fuel Oil and Lubricants	400,000	0	400,000	399,952	0	48
		2211300	Other Operating Expenses	60,000	-12,000	48,000	18,000	0	30,000
		2220100	Routine Maintenance - Vehicles and Other Transport Equipmt.	160,000	0	160,000	57,750	0	102,250
		2220200	Routine Maintenance - Other Assets	112,000	0	112,000	66,000	0	44,000
		3111000	Purch. of Office Furn. & General Eqpt.	240,000	-48,000	192,000	40,000	0	152,000
		3111100	Purch. of Specialised Plant, Equipment & Mach.	350,000	-70,000	280,000	160,000	0	120,000
			GROSS EXPENDITURE	12,449,161	628,704	13,077,865	10,457,276	0	2,620,589
			Appropriations in Aid						

VOTE R119 MINISTRY OF LIVESTOCK DEVELOPMENT									
RECURRENT APPROPRIATION ACCOUNT ON SUMMARY ITEM - FOR THE PERIOD FROM JUL-12 TO JUN-13									
HEAD	SUB HEAD	ITEM	TITLE AND DETAILS	Original	Add/Less Supplementary	Approved Estimates	Actual Expenditure	Over	Under
				KShs	KShs	KShs	KShs	KShs	KShs
0024			Project Development Monitoring and Evaluation						
01			Headquarters Project Development Monitoring and Evaluation						
			Appropriations in Aid						
			Total Appropriations in Aid	KShs					
			Net Expenditure Sub-Head 01	KShs	628,704	13,077,865	10,457,276	0	2,620,589
			Net Expenditure Head 002400	KShs	628,704	13,077,865	10,457,276	0	2,620,589
0025			Fisheries						
0027			Net Expenditure Head 002500	KShs					0
			Fisheries Stations						
0028			Net Expenditure Head 002700	KShs					0
			Fisheries and Hatchery						
0029			Net Expenditure Head 002800	KShs					0
			Fisheries Regional Centres						
0030			Net Expenditure Head 002900	KShs					0
			Deep Sea Fisheries						
0031			Net Expenditure Head 003000	KShs					0
			Marine Fisheries Research Institute						
0032			Net Expenditure Head 003100	KShs					0
			Veterinary Headquarters						
01			Headquarters Veterinary Headquarters						
2110100			Basic Salaries - Permanent Employees	38,776,838	6,592,063	45,368,901	45,368,901	0	0
2110200			Basic Wages - Temporary Employees	1,380,000	0	1,380,000	1,283,256	0	96,744
2110300			Personal Allowances paid as part of Salary	24,799,894	-329,294	24,470,600	23,550,226	0	920,374
2210100			Utilities, Supplies and Services	9,610,000	0	9,610,000	9,519,999	0	90,001
2210200			Communication, Supplies and Services	4,032,137	-403,214	3,628,923	3,334,740	0	294,183
2210300			Domestic Travel and Subsistence, and Other Transportation Costs	1,157,606	-115,761	1,041,845	823,883	0	217,962
2210400			Foreign Travel and Subsistence, and Other Transportation Costs	415,525	-83,105	332,420	353,925	-21,505	0
2210500			Printing, Advertising and Information Supplies and Services	552,552	-43,663	508,889	268,972	0	239,917
2210600			Rentals of Produced Assets	18,950,000	0	18,950,000	18,950,000	0	0
2210700			Training Expenses (including capacity building)	900,000	-180,000	720,000	437,960	0	282,040
2210800			Hospitality Supplies and Services	543,970	-54,397	489,573	450,310	0	39,263
2211000			Specialised Materials and Supplies	458,639	0	458,639	401,120	0	57,519
2211100			Office and General Supplies and Services	805,000	-80,500	724,500	579,600	0	144,900
2211200			Fuel Oil and Lubricants	2,440,000	0	2,440,000	2,440,000	0	0

VOTE R119 MINISTRY OF LIVESTOCK DEVELOPMENT

RECURRENT APPROPRIATION ACCOUNT ON SUMMARY ITEM - FOR THE PERIOD FROM JUL-12 TO JUN-13

HEAD	SUB HEAD	ITEM	TITLE AND DETAILS	Original	Add/Less Supplementary	Approved Estimates	Actual Expenditure	Over	Under
				KShs	KShs	KShs	KShs	KShs	KShs
0032			Veterinary Headquarters						
	01		Headquarters Veterinary Headquarters						
		2211300	Other Operating Expenses	417,450	-83,490	333,960	211,800	0	122,160
		2220100	Routine Maintenance - Vehicles and Other Transport Equipmt.	1,380,000	0	1,380,000	1,580,000	-200,000	0
		2220200	Routine Maintenance - Other Assets	1,704,367	0	1,704,367	1,637,895	0	66,472
		2620100	Membership Fees and Dues, and Subscriptions to Intl. Orgns	5,000,000	0	5,000,000	5,000,000	0	0
		2640400	Other Current Transfers, Grants and Subsidies	9,000,000	0	9,000,000	6,750,000	0	2,250,000
		3111000	Purch. of Office Furn. & General Eqpt.	360,000	-72,000	288,000	271,850	0	16,150
		3111100	Purch. of Specialised Plant, Equipment & Mach.	46,000	-9,200	36,800	24,000	0	12,800
			GROSS EXPENDITURE	122,729,978	5,137,439	127,867,417	123,238,438	-221,505	4,850,484
			Appropriations in Aid						
			Total Appropriations in Aid	KShs					
			Net Expenditure SubHead 01	KShs					
	02		Livestock Vaccination and Branding Services Veterinary Headquarters	122,729,978	5,137,439	127,867,417	123,238,438	-221,505	4,850,484
		2210200	Communication, Supplies and Services	414,000	-41,400	372,600	372,600	0	0
		2210300	Domestic Travel and Subsistence, and Other Transportation Costs	434,700	-43,470	391,230	370,917	0	20,313
		2210500	Printing, Advertising and Information Supplies and Services	96,600	-9,660	86,940	55,000	0	31,940
		2211000	Specialised Materials and Supplies	4,900,000	0	4,900,000	4,900,000	0	0
		2211100	Office and General Supplies and Services	80,500	-8,050	72,450	71,856	0	594
		2211200	Fuel Oil and Lubricants	184,000	0	184,000	179,580	0	4,420
		2220100	Routine Maintenance - Vehicles and Other Transport Equipmt.	138,000	0	138,000	125,145	0	12,855
		3110500	Construction and Civil Works	345,000	0	345,000	21,055	0	323,935
			GROSS EXPENDITURE	6,592,800	-102,580	6,490,220	6,096,163	0	394,057
			Appropriations in Aid						
			Total Appropriations in Aid	KShs					
			Net Expenditure SubHead 02	KShs					
	04		Kenya Veterinary Board Veterinary Headquarters	6,592,800	-102,580	6,490,220	6,096,163	0	394,057
		2630100	Current grants to Govt. Agencies and other levels of Govt.	4,800,000	-480,000	4,320,000	3,360,000	0	960,000
			GROSS EXPENDITURE	4,800,000	-480,000	4,320,000	3,360,000	0	960,000
			Appropriations in Aid						
			Total Appropriations in Aid	KShs					
			Net Expenditure SubHead 04	KShs					
			Net Expenditure Head 003200	KShs					
			Artificial Insemination Services	4,800,000	-480,000	4,320,000	3,360,000	0	960,000
			Net Expenditure Head 003200	KShs					
			Artificial Insemination Services	134,122,778	4,554,859	138,677,637	132,694,601	-221,505	6,204,541
0033			Headquarters Artificial Insemination Services						
	01		Headquarters Artificial Insemination Services						
		2110100	Basic Salaries - Permanent Employees	22,280,055	3,787,609	26,067,664	26,067,664	0	1
		2110300	Personal Allowances paid as part of Salary	24,917,228	0	24,917,228	23,328,594	0	1,588,634
			GROSS EXPENDITURE	47,197,283	3,787,609	50,984,892	49,396,258	0	1,588,635
			Appropriations in Aid						

VOTE R119 MINISTRY OF LIVESTOCK DEVELOPMENT
 RECURRENT APPROPRIATION ACCOUNT ON SUMMARY ITEM - FOR THE PERIOD FROM JUL-12 TO JUN-13

HEAD	SUB HEAD	ITEM	TITLE AND DETAILS	Original	Add/Less Supplementary	Approved Estimates	Actual Expenditure	Over	Under
0033			Artificial Insemination Services	KShs	KShs	KShs	KShs	KShs	KShs
	01		Headquarters Artificial Insemination Services						
			Appropriations in Aid						
			Total Appropriations in Aid						
			Net Expenditure SubHead 01	47,197,283	3,787,609	50,984,892	49,396,258	0	1,588,635
	02		Central Artificial Insemination Station Artificial Insemination Services						
			Current grants to Govt. Agencies and other levels of Govt.	13,473,298	-1,347,330	12,125,968	9,431,309	0	2,694,659
			GROSS EXPENDITURE	13,473,298	-1,347,330	12,125,968	9,431,309	0	2,694,659
			Appropriations in Aid						
			Total Appropriations in Aid						
			Net Expenditure SubHead 02	13,473,298	-1,347,330	12,125,968	9,431,309	0	2,694,659
	98		Devolved Functions Artificial Insemination Services						
			Utilities, Supplies and Services	287,500	0	287,500	172,500	0	115,000
			Communication, Supplies and Services	145,744	0	145,744	90,000	0	55,744
			Domestic Travel and Subsistence, and Other Transportation Costs	235,043	0	235,043	183,300	0	51,743
			Hospitality Supplies and Services	19,159	0	19,159	3,000	0	16,159
			Specialised Materials and Supplies	690,000	0	690,000	447,500	0	242,500
			Office and General Supplies and Services	261,855	0	261,855	209,989	0	51,866
			Fuel Oil and Lubricants	234,600	0	234,600	218,680	0	15,920
			Routine Maintenance - Vehicles and Other Transport Equipmt.	184,000	0	184,000	165,200	0	18,800
			Purch. of Specialised Plant, Equipment & Mach.	184,000	0	184,000	42,425	0	141,575
			GROSS EXPENDITURE	2,241,901	0	2,241,901	1,532,594	0	709,307
			Appropriations in Aid						
			Total Appropriations in Aid						
			Net Expenditure SubHead 98	2,241,901	0	2,241,901	1,532,594	0	709,307
0034			Tick Control Programme						
			Net Expenditure Head 003300	62,912,482	2,440,279	65,352,761	60,360,161	0	4,992,601
	01		Headquarters Tick Control Programme						
			Basic Salaries - Permanent Employees	46,743,999	7,946,480	54,690,479	54,690,479	0	0
			Personal Allowances paid as part of Salary	31,887,469	0	31,887,469	31,537,285	0	350,184
			Communication, Supplies and Services	41,400	-4,140	37,260	0	0	37,260
			Domestic Travel and Subsistence, and Other Transportation Costs	288,061	-28,807	259,254	128,500	0	130,754
			Training Expenses (including capacity building)	92,000	-18,400	73,600	73,600	0	0
			Hospitality Supplies and Services	22,540	-2,254	20,286	6,000	0	14,286
			Specialised Materials and Supplies	80,500	0	80,500	57,500	0	23,000
			Office and General Supplies and Services	120,750	-12,075	108,675	108,675	0	0
			Fuel Oil and Lubricants	276,000	0	276,000	268,978	0	7,022
			Routine Maintenance - Vehicles and Other Transport Equipmt.	92,000	0	92,000	90,650	0	1,350
			Purch. of Office Furn. & General Eqpt.	120,403	-24,081	96,322	95,950	0	372

VOTE R119 MINISTRY OF LIVESTOCK DEVELOPMENT

RECURRENT APPROPRIATION ACCOUNT ON SUMMARY ITEM - FOR THE PERIOD FROM JUL-12 TO JUN-13

HEAD	SUB HEAD	ITEM	TITLE AND DETAILS	Original	Add/Less Supplementary	Approved Estimates	Actual Expenditure	Over	Under
0034			Tick Control Programme	KShs	KShs	KShs	KShs	KShs	KShs
	01		Headquarters Tick Control Programme						
			GROSS EXPENDITURE	KShs					
			79,765,122		7,856,723	87,621,845	87,057,617		564,228
			Appropriations in Aid						
			Total Appropriations in Aid	KShs					
			Net Expenditure SubHead 01	KShs					
			79,765,122		7,856,723	87,621,845	87,057,617		564,228
0035			Provincial Veterinary Services	KShs					
	98		Devoled Functions Provincial Veterinary Services						
			Basic Salaries - Permanent Employees	71,127,634	12,091,732	83,219,566	83,219,566	0	0
			Personal Allowances paid as part of Salary	44,496,698	0	44,496,698	44,317,131	0	179,568
			Utilities, Supplies and Services	386,400	0	386,400	206,859	0	179,541
			Communication, Supplies and Services	617,688	0	617,688	87,558	0	530,130
			Domestic Travel and Subsistence, and Other	1,737,904	0	1,737,904	325,030	0	1,412,874
			Transportation Costs						
			Printing, Advertising and Information Supplies and	876,722	0	876,722	531,945	0	344,777
			Services						
			Hospitality Supplies and Services	502,642	0	502,642	147,070	0	355,572
			Specialised Materials and Supplies	372,379	0	372,379	44,392	0	327,987
			Office and General Supplies and Services	800,952	0	800,952	253,660	0	547,292
			Fuel Oil and Lubricants	1,680,000	0	1,680,000	506,549	0	1,173,451
			Other Operating Expenses	208,150	0	208,150	29,190	0	178,960
			Routine Maintenance - Vehicles and Other Transport	1,472,000	0	1,472,000	645,480	0	826,520
			Equipmt.						
			Routine Maintenance - Other Assets	995,670	0	995,670	197,935	0	797,735
			Purch. of Specialised Plant, Equipment & Mach.	120,000	0	120,000	33,800	0	86,200
			GROSS EXPENDITURE	KShs					
			125,395,039		12,091,732	137,486,771	130,546,165	0	6,940,607
			Appropriations in Aid						
			Total Appropriations in Aid	KShs					
			Net Expenditure SubHead 98	KShs					
			125,395,039		12,091,732	137,486,771	130,546,165	0	6,940,607
0036			District Veterinary Services	KShs					
	98		Devoled Functions District Veterinary Services						
			Basic Salaries - Permanent Employees	414,768,609	70,510,664	485,279,273	485,279,273	0	1
			Personal Allowances paid as part of Salary	294,802,100	-15,000,000	239,802,100	239,688,557	0	112,543
			Utilities, Supplies and Services	8,825,348	-8,090	8,809,168	1,180,588	0	7,628,580
			Communication, Supplies and Services	6,270,902	-40,920	6,189,062	533,069	0	5,655,993
			Domestic Travel and Subsistence, and Other	23,860,456	-40,920	23,778,616	7,378,355	0	16,400,261
			Transportation Costs						
			Printing, Advertising and Information Supplies and	2,663,195	-1,160	2,680,875	1,203,537	0	1,477,338
			Services						
			Specialised Materials and Supplies	3,635,629	-1,120	3,633,389	318,780	0	3,314,609
			Office and General Supplies and Services	2,589,695	-13,280	2,583,135	708,252	0	1,854,883

VOTE R119 MINISTRY OF LIVESTOCK DEVELOPMENT
 RECURRENT APPROPRIATION ACCOUNT ON SUMMARY ITEM - FOR THE PERIOD FROM JUL-12 TO JUN-13

HEAD	SUB HEAD	ITEM	TITLE AND DETAILS	Original	Address Supplementary	Approved Estimates	Actual Expenditure	Over	Under
				KShs	KShs	KShs	KShs	KShs	KShs
0036			District Veterinary Services						
	98		Devolved Functions District Veterinary Services						
		2211200	Fuel Oil and Lubricants	17,360,010	-10	17,359,990	7,906,420	0	9,453,570
		2211300	Other Operating Expenses	797,940	78,360	954,660	24,940	0	929,721
		2220100	Routine Maintenance - Vehicles and Other Transport	10,077,660	-77,660	9,922,340	3,673,457	0	6,248,883
		2220200	Equipmt. Routine Maintenance - Other Assets	182,840	-17,240	148,360	65,560	0	82,800
		3110300	Refurbishment of Buildings	230,000	0	230,000	0	0	230,000
		3111000	Purch. of Office Furn. & General Eqpt.	200,000	0	200,000	0	0	200,000
			GROSS EXPENDITURE	746,284,384	55,388,624	801,550,968	747,961,787	0	53,589,181
			Appropriations in Aid						
			Total Appropriations in Aid						
			Net Expenditure SubHead 98	KShs	KShs	KShs	KShs	KShs	KShs
			Net Expenditure SubHead 98	746,284,384	55,388,624	801,550,968	747,961,787	0	53,589,181
0037			Veterinary Clinical Services						
	01		Headquarters Veterinary Clinical Services						
		2110100	Basic Salaries - Permanent Employees	71,153,251	12,096,053	83,249,304	83,249,304	0	0
		2110300	Personal Allowances paid as part of Salary	41,662,307	0	41,662,307	40,946,353	0	715,954
		2210100	Utilities, Supplies and Services	103,500	0	103,500	0	0	103,500
		2210200	Communication, Supplies and Services	66,447	-6,645	59,802	0	0	59,802
		2210300	Domestic Travel and Subsistence, and Other Transportation Costs	206,338	-20,634	185,704	150,550	0	35,154
		2210500	Printing, Advertising and Information Supplies and Services	34,032	-3,404	30,628	0	0	30,628
		2210700	Training Expenses (including capacity building)	184,000	-36,800	147,200	55,000	0	92,200
		2210800	Hospitality Supplies and Services	51,359	-5,136	46,223	52,000	-5,777	0
		2211000	Specialised Materials and Supplies	54,428	0	54,428	14,558	0	39,870
		2211100	Office and General Supplies and Services	185,150	-18,515	166,635	69,805	0	96,830
		2211200	Fuel Oil and Lubricants	165,600	0	165,600	106,100	0	59,500
		2220100	Routine Maintenance - Vehicles and Other Transport	73,600	0	73,600	69,270	0	4,330
		2220200	Equipmt. Routine Maintenance - Other Assets	81,190	0	81,190	41,950	0	39,240
		3111100	Purch. of Specialised Plant, Equipment & Mach.	46,000	-9,200	36,800	12,700	0	24,100
			GROSS EXPENDITURE	114,067,202	11,995,719	126,062,921	124,767,590	-5,777	1,301,108
			Appropriations in Aid						
			Total Appropriations in Aid						
			Net Expenditure SubHead 01	KShs	KShs	KShs	KShs	KShs	KShs
			Net Expenditure SubHead 01	114,067,202	11,995,719	126,062,921	124,767,590	-5,777	1,301,108
0038			Meat Inspectorate						
	98		Devolved Functions Meat Inspectorate						
		2110100	Basic Salaries - Permanent Employees	190,355,257	32,360,394	222,715,651	222,715,651	0	0
		2110300	Personal Allowances paid as part of Salary	112,267,363	0	112,267,363	112,223,976	0	43,387
		2210200	Communication, Supplies and Services	74,313	0	74,313	0	0	74,313

VOTE R119 MINISTRY OF LIVESTOCK DEVELOPMENT

RECURRENT APPROPRIATION ACCOUNT ON SUMMARY ITEM - FOR THE PERIOD FROM JUL-12 TO JUN-13

HEAD	SUB HEAD	ITEM	TITLE AND DETAILS	Original	Add/Less Supplementary	Approved Estimates	Actual Expenditure	Over	Under
				KShs	KShs	KShs	KShs	KShs	KShs
0038			Devolved Functions Meat Inspectorate						
	98		Meat Inspectorate						
		2210300	Domestic Travel and Subsistence, and Other	291,249	0	291,249	140,000	0	151,249
		2210400	Transportation Costs	62,100	0	62,100	61,600	0	500
		2210500	Foreign Travel and Subsistence, and Other	58,604	0	58,604	0	0	58,604
		2210800	Printing, Advertising and Information Supplies and Services	22,540	0	22,540	16,787	0	5,753
		2211000	Hospitality Supplies and Services	543,251	0	543,251	529,650	0	13,601
		2211100	Specialised Materials and Supplies	351,210	0	351,210	350,216	0	994
		2211200	Office and General Supplies and Services	330,855	0	330,855	198,827	0	132,028
		2220200	Fuel Oil and Lubricants	186,818	0	186,818	58,900	0	127,918
		3111100	Routine Maintenance - Other Assets	125,350	0	125,350	48,000	0	79,350
			Purch. of Specialised Plant, Equipment & Mach.						
			GROSS EXPENDITURE	304,668,910	32,360,394	337,029,304	336,341,607	0	687,697
			Appropriations In Aid						
			Total Appropriations In Aid						
			Net Expenditure Subhead 98	304,668,910	32,360,394	337,029,304	336,341,607	0	687,697
0039			Leather and Leather Products						
	01		Headquarters Leather and Leather Products						
		2110100	Basic Salaries - Permanent Employees	43,224,206	7,348,115	50,572,321	50,572,319	0	2
		2110300	Personal Allowances paid as part of Salary	23,913,919	0	23,913,919	23,603,438	0	310,481
		2210300	Domestic Travel and Subsistence, and Other	315,572	-31,576	284,186	281,440	0	2,746
		2210400	Transportation Costs	62,100	-12,420	49,680	33,950	0	15,730
		2210500	Foreign Travel and Subsistence, and Other						
		2210500	Transportation Costs	82,668	-4,778	77,890	34,800	0	43,090
		2210700	Printing, Advertising and Information Supplies and Services	386,110	-77,222	308,888	189,850	0	119,038
		2210800	Training Expenses (including capacity building)	81,558	-8,156	73,402	65,000	0	8,402
		2211000	Hospitality Supplies and Services	56,980	0	56,980	27,150	0	29,830
		2211100	Specialised Materials and Supplies	238,504	-23,850	214,654	211,480	0	3,174
		2211200	Office and General Supplies and Services	189,916	0	189,916	141,488	0	48,428
		2220100	Fuel Oil and Lubricants	177,100	0	177,100	176,550	0	550
		3111100	Routine Maintenance - Vehicles and Other Transport	244,375	-48,875	195,500	99,187	0	96,313
		3111200	Equipmt. of Specialised Plant, Equipment & Mach.	227,322	0	227,322	0	0	227,322
			Rehabilitation & Renovation of Plant, Mach. & Eqpt.						
			GROSS EXPENDITURE	69,200,520	7,141,238	76,341,758	75,436,651	0	905,107
			Appropriations In Aid						
			Total Appropriations In Aid						
			Net Expenditure Subhead 01	69,200,520	7,141,238	76,341,758	75,436,651	0	905,107
02			Kenya Leather Council Leather and Leather Products						
		2630100	Current grants to Govt. Agencies and other levels of Govt.	18,240,000	0	18,240,000	18,240,000	0	0
			GROSS EXPENDITURE	18,240,000	0	18,240,000	18,240,000	0	0

VOTE R119 MINISTRY OF LIVESTOCK DEVELOPMENT
RECURRENT APPROPRIATION ACCOUNT ON SUMMARY ITEM - FOR THE PERIOD FROM JUL-12 TO JUN-13

HEAD	SUB HEAD	ITEM	TITLE AND DETAILS	Original	Add/less Supplementary	Approved Estimates	Actual Expenditure	Over	Under
				KShs	KShs	KShs	KShs	KShs	KShs
0039			Leather and Leather Products	KShs	KShs				KShs
	02		Kenya Leather Council Leather and Leather Products						
			Appropriations In Aid						
			Total Appropriations in Aid	KShs					
			Net Expenditure SubHead 02	KShs					
			Net Expenditure Head 003900	KShs					
0040			Tsetse Control Services						
	01		Headquarters Tsetse Control Services						
		2110100	Basic Salaries - Permanent Employees	17,739,611	3,015,734	20,755,345	20,755,345	0	0
		2110200	Basic Wages - Temporary Employees	3,350,000	-835,120	2,514,880	298,656	0	2,216,224
		2110300	Personal Allowances paid as part of Salary	12,251,420	0	12,251,420	11,591,503	0	659,917
		2210200	Communication, Supplies and Services	92,283	-9,229	83,054	1,240	0	81,814
		2210300	Domestic Travel and Subsistence, and Other Transportation Costs	438,961	-43,896	395,065	66,964	0	328,101
		2210400	Foreign Travel and Subsistence, and Other Transportation Costs	69,000	-13,800	55,200	17,000	0	38,200
		2210700	Training Expenses (Including capacity building)	471,612	-94,322	377,290	188,170	0	189,120
		2210800	Hospitality Supplies and Services	144,900	-14,490	130,410	130,000	0	410
		2211000	Specialised Materials and Supplies	8,785,000	0	8,785,000	7,870,516	0	914,484
		2211100	Office and General Supplies and Services	82,110	-8,211	73,899	31,510	0	42,389
		2211200	Fuel Oil and Lubricants	920,000	0	920,000	447,027	0	472,973
		2211300	Other Operating Expenses	124,200	-24,840	99,360	99,000	0	360
		2220100	Routine Maintenance - Vehicles and Other Transport Equipment	276,000	0	276,000	132,000	0	144,000
		2220200	Routine Maintenance - Other Assets	410,642	0	410,642	119,020	0	291,622
		3111000	Purch. of Office Furn. & General Eqpt.	82,800	-16,560	66,240	66,240	0	0
		3111100	Purch. of Specialised Plant, Equipment & Mach.	2,600,000	-520,000	2,080,000	2,080,000	0	0
			GROSS EXPENDITURE	47,838,539	1,435,266	49,273,805	43,894,191	0	5,379,614
			Appropriations in Aid						
			Total Appropriations in Aid	KShs					
			Net Expenditure SubHead 01	KShs					
			Net Expenditure Head 004000	KShs					
0041			Disease and Pest Control Services						
	01		Headquarters Disease and Pest Control Services						
		2110100	Basic Salaries - Permanent Employees	271,426,831	-30,857,438	240,569,393	239,988,447	0	580,946
		2110300	Personal Allowances paid as part of Salary	142,841,510	-13,000,000	129,841,510	129,767,138	0	74,372
		2210200	Communication, Supplies and Services	363,823	-36,382	327,441	47,020	0	280,421
		2210300	Domestic Travel and Subsistence, and Other Transportation Costs	1,503,523	-150,353	1,353,170	890,773	0	462,398
		2210400	Foreign Travel and Subsistence, and Other Transportation Costs	205,000	-41,000	164,000	92,122	0	71,878
		2210500	Printing, Advertising and Information Supplies and Services	333,512	-33,351	300,161	273,716	0	26,445
		2210800	Hospitality Supplies and Services	83,962	-8,396	75,566	69,500	0	6,066
			Total Appropriations in Aid	KShs					
			Net Expenditure SubHead 01	KShs					
			Net Expenditure Head 004000	KShs					
			Disease and Pest Control Services	47,838,539	1,435,266	49,273,805	43,894,191	0	5,379,614

RECURRENT APPROPRIATION ACCOUNT ON SUMMARY ITEM - FOR THE PERIOD FROM JUL-12 TO JUN-13

HEAD	SUB HEAD	ITEM	TITLE AND DETAILS	Original	Address Supplementary	Approved Estimates	Actual Expenditure	Over	Under
				KShs	KShs	KShs	KShs	KShs	KShs
0041			Disease and Pest Control Services						
	01		Headquarters Disease and Pest Control Services						
		2211000	Specialised Materials and Supplies	14,871,824	0	14,871,824	14,860,248	0	11,576
		2211100	Office and General Supplies and Services	575,500	-57,500	517,500	171,000	0	346,500
		2211200	Fuel Oil and Lubricants	1,992,000	0	1,992,000	1,931,960	0	40
		2220100	Routine Maintenance - Vehicles and Other Transport	975,200	0	975,200	975,200	0	0
		2220200	Equipmt. Routine Maintenance - Other Assets	207,000	0	207,000	103,500	0	103,500
		3111100	Purch. of Specialised Plant, Equipment & Mach.	763,255	-152,651	610,604	546,627	0	63,977
			GROSS EXPENDITURE	436,082,440	-44,337,071	391,745,369	389,717,250	0	2,028,119
			Appropriations in Aid						
			Total Appropriations in Aid						
			Net Expenditure SubHead 01	436,082,440	-44,337,071	391,745,369	389,717,250	0	2,028,119
	03		Management and Mitigation of Rift Valley Disease and Pest Control Services						
		2210200	Communication, Supplies and Services	90,000	-9,000	81,000	48,400	0	32,600
		2210300	Domestic Travel and Subsistence, and Other Transportation Costs	280,000	-28,000	252,000	204,000	0	48,000
		2211000	Specialised Materials and Supplies	1,213,255	0	1,213,255	1,208,695	0	4,560
		2211100	Office and General Supplies and Services	150,000	-15,000	135,000	120,000	0	15,000
		2211200	Fuel Oil and Lubricants	360,000	0	360,000	360,000	0	0
		2220100	Routine Maintenance - Vehicles and Other Transport Equipmt.	80,000	0	80,000	55,000	0	25,000
			GROSS EXPENDITURE	2,173,255	-52,000	2,121,255	1,996,095	0	125,160
			Appropriations in Aid						
			Total Appropriations in Aid						
			Net Expenditure SubHead 03	2,173,255	-52,000	2,121,255	1,996,095	0	125,160
	04		Somali Ecosystem Rinderpest Eradication Unit (SERECU) Disease and Pest Control Services						
		2210200	Communication, Supplies and Services	90,000	-9,000	81,000	0	0	81,000
		2210300	Domestic Travel and Subsistence, and Other Transportation Costs	490,000	-49,000	441,000	279,750	0	161,250
		2211000	Specialised Materials and Supplies	450,000	0	450,000	348,650	0	101,350
		2211100	Office and General Supplies and Services	400,000	-40,000	360,000	360,000	0	0
		2211200	Fuel Oil and Lubricants	680,000	0	680,000	653,600	0	26,400
		2220100	Routine Maintenance - Vehicles and Other Transport Equipmt.	80,000	0	80,000	40,000	0	40,000
			GROSS EXPENDITURE	2,190,000	-98,000	2,092,000	1,682,000	0	410,000
			Appropriations in Aid						
			Total Appropriations in Aid						
			Net Expenditure SubHead 04	2,190,000	-98,000	2,092,000	1,682,000	0	410,000
0042			Net Expenditure Head 004100	440,445,695	-44,487,071	395,958,624	393,395,345	0	2,563,279
			AHITI - Ndomba						
	98		Devolved Functions AHITI - Ndomba						
		2110100	Basic Salaries - Permanent Employees	19,994,733	3,399,105	23,393,838	22,787,268	0	606,570
		2110200	Basic Wages - Temporary Employees	1,843,000	-155,000	1,688,000	0	0	1,688,000

VOTE R119 MINISTRY OF LIVESTOCK DEVELOPMENT

RECURRENT APPROPRIATION ACCOUNT ON SUMMARY ITEM - FOR THE PERIOD FROM JUL-12 TO JUN-13

HEAD	SUB HEAD	ITEM	TITLE AND DETAILS	Original	Address Supplementary	Approved Estimates	Actual Expenditure	Over	Under
				KShs	KShs	KShs	KShs	KShs	KShs
0042			AHITI - Ndomba						
	98		Devolved Functions AHITI - Ndomba						
		2210300	Personal Allowances paid as part of Salary	10,643,400	0	10,643,400	10,364,032	0	279,368
		2210100	Utilities, Supplies and Services	3,187,800	0	3,187,800	0	0	3,187,800
		2210200	Communication, Supplies and Services	173,549	0	173,549	0	0	173,549
		2210300	Domestic Travel and Subsistence, and Other Transportation Costs	407,330	0	407,330	120,000	0	287,330
		2210500	Printing, Advertising and Information Supplies and Services	104,650	0	104,650	0	0	104,650
		2210700	Training Expenses (including capacity building)	230,000	0	230,000	152,000	0	78,000
		2211000	Specialised Materials and Supplies	16,882,229	0	16,882,229	59,800	0	16,822,429
		2211100	Office and General Supplies and Services	354,200	0	354,200	0	0	354,200
		2211200	Fuel Oil and Lubricants	1,056,160	0	1,056,160	154,000	0	902,160
		2211300	Other Operating Expenses	1,140,500	0	1,140,500	0	0	1,140,500
		2220100	Routine Maintenance - Vehicles and Other Transport Equipmt.	722,200	0	722,200	0	0	722,200
		2220200	Routine Maintenance - Other Assets	674,000	0	674,000	0	0	674,000
		3111300	Purch. of Certified Seeds, Breeding Stock & Live Animals	380,880	0	380,880	0	0	380,880
			GROSS EXPENDITURE	57,794,631	3,244,105	61,038,736	33,637,100	0	27,401,636
			Appropriations In Aid						
		3510600	Receipts from sale of Vehicles and Transport Eqpt. - collected as AIA	-900,000	0	-900,000	0	0	-900,000
		3510800	Receipts from sale of Plant, Mach., and Eqpt. - collected as AIA	-500,000	0	-500,000	0	0	-500,000
		3511000	Receipts from sale of certified seeds & breeding stock - collected as AIA	-537,500	0	-537,500	0	0	-537,500
			Total Appropriations in Aid	-1,937,500	0	-1,937,500	0	0	-1,937,500
			Net Expenditure Subhead 98	55,857,131	3,244,105	59,101,236	33,637,100	0	25,464,136
0043			AHITI - Nyahururu						
	98		Devolved Functions AHITI - Nyahururu						
		2110100	Basic Salaries - Permanent Employees	15,212,392	2,586,107	17,798,499	17,108,857	0	689,642
		2110200	Basic Wages - Temporary Employees	585,221	0	585,221	32,505	0	552,716
		2110300	Personal Allowances paid as part of Salary	7,455,800	0	7,455,800	7,183,083	0	272,717
		2210100	Utilities, Supplies and Services	2,179,250	-500,000	1,679,250	343,573	0	1,335,677
		2210200	Communication, Supplies and Services	81,558	0	81,558	6,000	0	75,558
		2210300	Domestic Travel and Subsistence, and Other Transportation Costs	719,573	0	719,573	63,500	0	656,073
		2210500	Printing, Advertising and Information Supplies and Services	38,640	0	38,640	0	0	38,640
		2210700	Training Expenses (including capacity building)	202,400	0	202,400	153,600	0	48,800
		2211000	Specialised Materials and Supplies	11,104,180	0	11,104,180	510,184	0	10,593,996
		2211100	Office and General Supplies and Services	215,280	0	215,280	37,666	0	177,614
		2211200	Fuel Oil and Lubricants	1,385,520	0	1,385,520	28,390	0	1,357,130
		2211300	Other Operating Expenses	172,500	0	172,500	0	0	172,500
		2220100	Routine Maintenance - Vehicles and Other Transport	197,340	500,000	697,340	31,800	0	665,540

VOTE R119 MINISTRY OF LIVESTOCK DEVELOPMENT

RECURRENT APPROPRIATION ACCOUNT ON SUMMARY ITEM - FOR THE PERIOD FROM JUL-12 TO JUN-13

HEAD	SUB HEAD	ITEM	TITLE AND DETAILS	Original	Add/Less Supplementary	Approved Estimates	Actual Expenditure	Over	Under
				KShs	KShs	KShs	KShs	KShs	KShs
0043			Devolved Functions AHITI - Nyahururu						
			AHITI - Nyahururu	KShs	KShs	KShs	KShs	KShs	KShs
	98		Devolved Functions AHITI - Nyahururu						
			Equipmt.						
		2220200	Routine Maintenance - Other Assets	507,150	0	507,150	15,290	0	491,860
		3111100	Purch. of Specialised Plant, Equipment & Mach.	362,853	0	362,853	6,100	0	356,753
		3111200	Rehabilitation & Renovation of Plant, Mach. & Eqpt.	103,500	0	103,500	0	0	103,500
		3111300	Purch. of Certified Seeds, Breeding Stock & Live Animals	46,000	0	46,000	0	0	46,000
			GROSS EXPENDITURE	40,589,157	2,586,107	43,155,264	25,520,547	0	17,634,717
			Appropriations in Aid						
		3510800	Receipts from sale of Plant, Mach., and Eqpt. - collected as A/A	-232,300	0	-232,300	-80,575	0	-151,725
		3510900	Receipts from sale of certified seeds & breeding stock - paid to Exchequer	-100,000	0	-100,000	0	0	-100,000
			Net Appropriations in Aid	-332,300	0	-332,300	-80,575	0	-251,725
			Net Expenditure SubHead 98	40,236,857	2,586,107	42,822,964	25,439,972	0	17,382,992
			Net Expenditure Head 004300	40,236,857	2,586,107	42,822,964	25,439,972	0	17,382,992
			AHITI - Kabete						
	01		Headquarters AHITI - Kabete						
			GROSS EXPENDITURE	0	0	0	0	0	0
			Appropriations in Aid						
			Total Appropriations in Aid	KShs	KShs	KShs	KShs	KShs	KShs
			Net Expenditure SubHead 01	0	0	0	0	0	0
			Devolved Functions AHITI - Kabete						
			GROSS EXPENDITURE	27,034,695	4,595,898	31,630,593	30,866,061	0	764,532
		2110100	Basic Salaries - Permanent Employees	1,895,200	-60,831	1,834,369	854,464	0	979,905
		2110200	Basic Wages - Temporary Employees	18,804,975	-108,675	18,696,300	18,398,714	0	297,586
		2110300	Personal Allowances paid as part of Salary	3,286,350	-300,000	2,986,350	2,871,000	0	115,350
		2210100	Utilities, Supplies and Services	194,746	0	194,746	173,040	0	21,706
		2210200	Communication, Supplies and Services	550,978	0	550,978	314,670	0	236,308
		2210300	Domestic Travel and Subsistence, and Other	51,391	0	51,391	51,200	0	191
		2210500	Transportation Costs	552,000	0	552,000	372,960	0	179,040
		2210700	Printing, Advertising and Information Supplies and Services	20,056,648	0	20,056,648	19,925,020	0	131,628
		2211000	Training Expenses (including capacity building)	257,600	0	257,600	133,228	0	124,372
		2211100	Specialised Materials and Supplies	1,259,200	750,000	2,009,200	1,978,593	0	30,607
		2211200	Office and General Supplies and Services	1,089,740	0	1,089,740	858,215	0	231,525
		2211300	Fuel Oil and Lubricants	455,400	0	455,400	375,979	0	79,421
		2220100	Other Operating Expenses	1,412,324	0	1,412,324	980,648	0	431,676
		2220200	Routine Maintenance - Vehicles and Other Transport	258,748	0	258,748	160,150	0	98,598
		3111100	Equipmt.	345,000	0	345,000	322,650	0	22,350
		3111200	Routine Maintenance - Other Assets	959,850	-450,000	509,850	509,000	0	850
		3111300	Purch. of Specialised Plant, Equipment & Mach. Rehabilitation & Renovation of Plant, Mach. & Eqpt. Purch. of Certified Seeds, Breeding Stock & Live Animals						

VOTE R119 MINISTRY OF LIVESTOCK DEVELOPMENT
 RECURRENT APPROPRIATION ACCOUNT ON SUMMARY ITEM - FOR THE PERIOD FROM JUL-12 TO JUN-13

HEAD	SUB HEAD	ITEM	TITLE AND DETAILS	Original	Add/less Supplementary	Approved Estimates	Actual Expenditure	Over	Under
				KShs	KShs	KShs	KShs	KShs	KShs
0044			AHITI - Kabete						
	98		Devoled Functions AHITI - Kabete						
			GROSS EXPENDITURE	78,464,845	4,426,392	82,891,237	79,145,592	0	3,745,645
			Appropriations in Aid						
		3510800	Receipts from sale of Plant, Mach., and Eqpt. - collected as AIA	-150,000	0	-150,000	-124,050	0	-25,950
		3510900	Receipts from sale of certified seeds & breeding stock - paid to Exchequer	-100,000	0	-100,000	0	0	-100,000
			Total Appropriations in Aid	-250,000	0	-250,000	-124,050	0	-125,950
			Net Expenditure SubHead 98	78,214,845	4,426,392	82,641,237	79,021,542	0	3,619,695
			Net Expenditure Head 004400	78,214,845	4,426,392	82,641,237	79,021,542	0	3,619,695
0045			Meat Training School - Athi River						
	98		Devoled Functions Meat Training School - Athi River						
			Basic Salaries - Permanent Employees	11,524,695	1,959,198	13,483,893	13,465,809	0	18,084
			Basic Wages - Temporary Employees	1,432,215	-340,480	1,091,735	133,380	0	958,355
			Personal Allowances paid as part of Salary	6,007,200	0	6,007,200	5,399,394	0	607,806
			Utilities, Supplies and Services	759,000	0	759,000	0	0	759,000
			Communication, Supplies and Services	134,136	0	134,136	5,200	0	128,936
			Domestic Travel and Subsistence, and Other Transportation Costs	319,723	0	319,723	101,000	0	218,723
			Printing, Advertising and Information Supplies and Services	59,119	0	59,119	0	0	59,119
			Training Expenses (including capacity building)	710,240	0	710,240	610,500	0	99,740
			Specialised Materials and Supplies	8,346,281	0	8,346,281	581,302	0	7,764,979
			Office and General Supplies and Services	289,800	0	289,800	65,490	0	224,310
			Fuel Oil and Lubricants	791,200	0	791,200	117,000	0	674,200
			Other Operating Expenses	441,600	0	441,600	0	0	441,600
			Routine Maintenance - Vehicles and Other Transport Equipmt.	312,800	0	312,800	48,939	0	263,861
			Routine Maintenance - Other Assets	641,942	0	641,942	71,366	0	570,576
			Purchase of Vehicles & Other Transport Equipment	3,000,000	0	3,000,000	0	0	3,000,000
			Purch. of Specialised Plant, Equipment & Mach.	293,250	0	293,250	15,000	0	278,250
			Rehabilitation & Renovation of Plant, Mach. & Eqpt.	172,500	0	172,500	0	0	172,500
			Purch. of Certified Seeds, Breeding Stock & Live Animals	51,750	0	51,750	0	0	51,750
			GROSS EXPENDITURE	35,287,451	1,618,718	36,906,169	20,614,380	0	16,291,789
			Appropriations in Aid						
		3510600	Receipts from sale of Vehicles and Transport Eqpt. - collected as AIA	-500,000	0	-500,000	0	0	-500,000
		3510900	Receipts from sale of certified seeds & breeding stock - paid to Exchequer	-250,000	0	-250,000	0	0	-250,000
			Total Appropriations in Aid	-750,000	0	-750,000	0	0	-750,000
			Net Expenditure SubHead 98	34,537,451	1,618,718	36,156,169	20,614,380	0	15,541,789
			Net Expenditure Head 004500	34,537,451	1,618,718	36,156,169	20,614,380	0	15,541,789
0046			Veterinary Investigation Laboratory Services						

VOTE R119 MINISTRY OF LIVESTOCK DEVELOPMENT
 RECURRENT APPROPRIATION ACCOUNT ON SUMMARY ITEM - FOR THE PERIOD FROM JUL-12 TO JUN-13

HEAD	SUB HEAD	ITEM	TITLE AND DETAILS	Original	Add/Less Supplementary	Approved Estimates	Actual Expenditure	Over	Under
				KShs	KShs	KShs	KShs	KShs	KShs
0046			Veterinary Investigation Laboratory Services						
	01		Headquarters Veterinary Investigation Laboratory Services						
		2110100	Basic Salaries - Permanent Employees	46,499,896	7,904,976	54,404,832	53,741,176	0	663,656
		2110200	Basic Wages - Temporary Employees	1,892,132	-670,240	1,221,892	245,952	0	975,940
		2110300	Personal Allowances paid as part of Salary	31,283,906	0	31,283,906	30,867,267	0	416,639
		2210100	Utilities, Supplies and Services	4,076,750	0	4,076,750	1,958,646	0	2,118,104
		2210200	Communication, Supplies and Services	529,299	-52,930	476,369	93,935	0	382,434
		2210300	Domestic Travel and Subsistence, and Other Transportation Costs	2,401,482	-240,148	2,161,334	672,572	0	1,488,762
		2210500	Printing, Advertising and Information Supplies and Services	306,129	-30,612	275,517	109,788	0	165,729
		2210800	Hospitality Supplies and Services	222,470	-22,247	200,223	160,532	0	39,691
		2211000	Specialised Materials and Supplies	6,923,717	0	6,923,717	4,134,725	0	2,788,992
		2211100	Office and General Supplies and Services	853,301	-85,329	767,972	497,950	0	270,022
		2211200	Fuel Oil and Lubricants	1,731,680	0	1,731,680	1,037,337	0	694,343
		2211300	Other Operating Expenses	2,082,120	-412,424	1,669,696	775,363	0	874,333
		2220100	Routine Maintenance - Vehicles and Other Transport Equipment	984,400	0	984,400	690,925	0	293,475
		2220200	Routine Maintenance - Other Assets	718,060	0	718,060	89,285	0	628,775
		3111000	Purch. of Office Furn. & General Eqpt.	22,080	-4,416	17,664	600	0	17,064
		3111100	Purch. of Specialised Plant, Equipment & Mach.	230,000	-46,000	184,000	27,500	0	156,500
		3111300	Purch. of Certified Seeds, Breeding Stock & Live Animals	34,500	0	34,500	0	0	34,500
			GROSS EXPENDITURE	100,771,882	6,340,630	107,112,512	95,103,552	0	12,008,960
			Appropriations in Aid						
			Total Appropriations in Aid						
			Net Expenditure SubHead 01	100,771,882	6,340,630	107,112,512	95,103,552	0	12,008,960
	02		Avian Influenza Interventions Veterinary Investigation Laboratory Services						
		2210200	Communication, Supplies and Services	46,699	-4,670	42,029	0	0	42,029
		2210300	Domestic Travel and Subsistence, and Other Transportation Costs	322,000	-32,200	289,800	78,000	0	211,800
		2210500	Printing, Advertising and Information Supplies and Services	201,250	-20,125	181,125	155,484	0	25,641
		2211000	Specialised Materials and Supplies	6,862,500	0	6,862,500	6,851,750	0	750
		2211100	Office and General Supplies and Services	143,750	-14,375	129,375	109,815	0	19,560
		2211200	Fuel Oil and Lubricants	138,000	0	138,000	103,463	0	34,537
		2220100	Routine Maintenance - Vehicles and Other Transport Equipment	138,000	0	138,000	137,120	0	880
			GROSS EXPENDITURE	7,842,199	-71,370	7,770,829	7,435,632	0	335,197
			Appropriations in Aid						
			Total Appropriations in Aid						
			Net Expenditure SubHead 02	7,842,199	-71,370	7,770,829	7,435,632	0	335,197
			Net Expenditure Head 004600	108,614,081	6,269,260	114,883,341	102,539,184	0	12,344,157
0047			Veterinary Farms Development						
	98		Devolved Functions Veterinary Farms Development						
		2110100	Basic Salaries - Permanent Employees	13,028,571	2,214,857	15,243,428	14,544,002	0	699,426

VOTE R119 MINISTRY OF LIVESTOCK DEVELOPMENT

RECURRENT APPROPRIATION ACCOUNT ON SUMMARY ITEM - FOR THE PERIOD FROM JUL-12 TO JUN-13

HEAD	SUB HEAD	ITEM	TITLE AND DETAILS	Original	Add/less Supplementary	Approved Estimates	Actual Expenditure	Over	Under
				KShs	KShs	KShs	KShs	KShs	KShs
0047			Veterinary Farms Development						
	98		Devolved Functions Veterinary Farms Development						
		2110200	Basic Wages - Temporary Employees	17,386,990	-3,000,000	14,386,990	13,515,375	0	871,615
		2110300	Personal Allowances paid as part of Salary	6,855,500	0	6,855,500	5,933,477	0	922,023
		2210100	Utilities, Supplies and Services	1,067,090	0	1,067,090	317,800	0	749,290
		2210200	Communication, Supplies and Services	156,581	0	156,581	5,000	0	151,581
		2210300	Domestic Travel and Subsistence, and Other Transportation Costs	300,465	0	300,465	115,000	0	185,465
		2211000	Specialised Materials and Supplies	4,612,650	0	4,612,650	2,868,965	0	1,743,685
		2211100	Office and General Supplies and Services	317,492	0	317,492	35,040	0	282,452
		2211200	Fuel Oil and Lubricants	720,000	0	720,000	508,450	0	211,550
		2211300	Other Operating Expenses	1,300,000	0	1,300,000	1,300,000	0	0
		2220100	Routine Maintenance - Vehicles and Other Transport Equipment	920,000	0	920,000	575,500	0	344,500
		2220200	Routine Maintenance - Other Assets	456,115	22,500	501,115	148,623	0	352,492
		3111300	Purch. of Certified Seeds, Breeding Stock & Live Animals	367,500	-22,500	322,500	246,650	0	75,850
			GROSS EXPENDITURE	47,488,954	-785,143	46,703,811	40,113,882	0	6,589,929
			Appropriations in Aid						
		3510900	Receipts from sale of certified seeds & breeding stock - paid to Exchequer	-8,000,000	0	-8,000,000	-1,519,440	0	-6,480,560
			Total Appropriations in Aid	-8,000,000	0	-8,000,000	-1,519,440	0	-6,480,560
			Net Expenditure SubHead 98	39,488,954	-785,143	38,703,811	38,594,442	0	109,369
0048			Central Veterinary Laboratory Services - Kabete						
	01		Headquarters Central Veterinary Laboratory Services - Kabete						
		2110100	Basic Salaries - Permanent Employees	28,931,482	4,918,352	33,849,834	33,288,647	0	561,187
		2110300	Personal Allowances paid as part of Salary	17,147,600	0	17,147,600	16,507,666	0	639,934
		2210100	Utilities, Supplies and Services	2,467,819	0	2,467,819	896,426	0	1,571,393
		2210200	Communication, Supplies and Services	110,167	-11,017	99,150	10,000	0	89,150
		2210300	Domestic Travel and Subsistence, and Other Transportation Costs	139,817	-13,982	125,835	70,750	0	55,085
		2210500	Printing, Advertising and Information Supplies and Services	66,880	-6,688	60,192	0	0	60,192
		2210700	Training Expenses (including capacity building)	400,914	-80,182	320,732	243,600	0	77,132
		2211000	Specialised Materials and Supplies	4,472,094	0	4,472,094	4,153,094	0	319,000
		2211100	Office and General Supplies and Services	487,292	-48,730	438,562	163,400	0	275,162
		2211200	Fuel Oil and Lubricants	628,029	0	628,029	405,955	0	222,074
		2211300	Other Operating Expenses	215,853	-43,171	172,682	54,000	0	118,682
		2220200	Routine Maintenance - Other Assets	857,026	0	857,026	378,202	0	478,824
		3110600	Overhaul & Refurbishment of Construction and Civil Works	113,530	0	113,530	0	0	113,530
		3111100	Purch. of Specialised Plant, Equipment & Mach.	1,279,975	-255,995	1,023,980	575,000	0	448,980
		3111300	Purch. of Certified Seeds, Breeding Stock & Live Animals	17,680	0	17,680	0	0	17,680
			GROSS EXPENDITURE	57,336,158	4,458,587	61,794,745	56,746,740	0	5,048,005
			Appropriations in Aid						

VOTE R119 MINISTRY OF LIVESTOCK DEVELOPMENT
 RECURRENT APPROPRIATION ACCOUNT ON SUMMARY ITEM - FOR THE PERIOD FROM JUL-12 TO JUN-13

HEAD	SUB HEAD	ITEM	TITLE AND DETAILS	Original	Add/less Supplementary	Approved Estimates	Actual Expenditure	Over	Under
0048			Central Veterinary Laboratory Services - Kabete	KShs					
	01		Headquarters Central Veterinary Laboratory Services - Kabete						
			Appropriations in Aid	KShs					
			Total Appropriations in Aid	57,336,158	4,458,587	61,794,745	56,746,740	0	5,048,005
			Net Expenditure SubHead 01	57,336,158	4,458,587	61,794,745	56,746,740	0	5,048,005
0049			Foot and Mouth Disease Control						
	01		Headquarters Foot and Mouth Disease Control						
			Basic Salaries - Permanent Employees	10,726,548	1,823,513	12,550,061	11,643,444	0	906,617
			Personal Allowances paid as part of Salary	7,365,440	0	7,365,440	6,480,808	0	884,632
			Domestic Travel and Subsistence, and Other	86,940	-8,694	78,246	78,000	0	246
			Transportation Costs	1,081,000	0	1,081,000	1,060,000	0	21,000
			Specialised Materials and Supplies	120,750	-12,075	108,675	108,600	0	75
			Office and General Supplies and Services	230,000	0	230,000	230,000	0	0
			Fuel Oil and Lubricants	312,800	0	312,800	305,680	0	7,120
			Routine Maintenance - Vehicles and Other Transport Equipment.	215,280	0	215,280	107,000	0	108,280
			Routine Maintenance - Other Assets	156,400	-31,280	125,120	61,650	0	63,470
			Purch. of Specialised Plant, Equipment & Mach.	20,295,158	1,771,464	22,066,622	20,075,182	0	1,991,440
			GROSS EXPENDITURE						
			Appropriations in Aid						
			Total Appropriations in Aid	20,295,158	1,771,464	22,066,622	20,075,182	0	1,991,440
			Net Expenditure SubHead 01	20,295,158	1,771,464	22,066,622	20,075,182	0	1,991,440
0050			Pastoral Areas Veterinary Services						
	01		Headquarters Pastoral Areas Veterinary Services						
			Basic Salaries - Permanent Employees	4,707,354	800,250	5,507,604	4,791,126	0	716,478
			Personal Allowances paid as part of Salary	2,960,822	0	2,960,822	2,143,793	0	817,029
			Domestic Travel and Subsistence, and Other	276,328	-27,633	248,695	94,700	0	153,995
			Transportation Costs	2,439,950	0	2,439,950	2,423,992	0	15,958
			Specialised Materials and Supplies	74,382	-7,438	66,944	11,400	0	55,544
			Office and General Supplies and Services	207,710	0	207,710	207,710	0	0
			Fuel Oil and Lubricants	230,975	-46,195	184,780	53,838	0	130,942
			Purch. of Specialised Plant, Equipment & Mach.	10,897,521	718,984	11,616,505	9,726,559	0	1,889,946
			GROSS EXPENDITURE						
			Appropriations in Aid						
			Total Appropriations in Aid	10,897,521	718,984	11,616,505	9,726,559	0	1,889,946
			Net Expenditure SubHead 01	10,897,521	718,984	11,616,505	9,726,559	0	1,889,946
0051			Rabies Control						
	01		Headquarters Rabies Control						

VOTE R119 MINISTRY OF LIVESTOCK DEVELOPMENT

RECURRENT APPROPRIATION ACCOUNT ON SUMMARY ITEM - FOR THE PERIOD FROM JUL-12 TO JUN-13

HEAD	SUB HEAD	ITEM	TITLE AND DETAILS	Original	Add/less Supplementary	Approved Estimates	Actual Expenditure	Over	Under
				KShs	KShs	KShs	KShs	KShs	KShs
0051			Rabies Control						
	01		Headquarters Rabies Control						
		2110100	Basic Salaries - Permanent Employees	5,039,898	856,783	5,896,681	4,922,560	0	974,121
		2110300	Personal Allowances paid as part of Salary	2,263,577	0	2,263,577	1,303,060	0	960,517
		2210300	Domestic Travel and Subsistence, and Other Transportation Costs	104,511	-10,451	94,060	41,000	0	53,060
		2211100	Office and General Supplies and Services	95,634	-9,563	86,071	0	0	86,071
		2211200	Fuel Oil and Lubricants	220,471	0	220,471	127,957	0	92,514
			GROSS EXPENDITURE	7,724,091	836,769	8,560,860	6,394,577	0	2,166,283
			Appropriations in Aid						
			Total Appropriations in Aid						
			Net Expenditure SubHead 01	7,724,091	836,769	8,560,860	6,394,577	0	2,166,283
0801			Net Expenditure Head 005100						
0803			Net Expenditure Head 080100						
0806			Net Expenditure Head 080300						
0807			Net Expenditure Head 080600						
0808			Net Expenditure Head 080700						
0809			Net Expenditure Head 080800						
0810			Net Expenditure Head 080900						
0825			Net Expenditure Head 081000						
1006			Net Expenditure Head 082500						
1007			Net Expenditure Head 100600						
			Net Expenditure Head 100700						

VOTE R119 MINISTRY OF LIVESTOCK DEVELOPMENT

RECURRENT APPROPRIATION ACCOUNT ON SUMMARY ITEM - FOR THE PERIOD FROM JUL-12 TO JUN-13

HEAD	SUB HEAD	ITEM	TITLE AND DETAILS		Original	Address Supplementary	Approved Estimates	Actual Expenditure	Over	Under
					KShs	KShs	KShs	KShs	KShs	KShs
			Total Net Expenditure vote R119		4,264,743,121	262,149,874	4,526,892,995	4,195,156,263	-3,054,763	334,791,495
			Ministry of Livestock Development							

