

Approved for tabling,
Budget WA
26/11/14

REPUBLIC OF KENYA



KENYA NATIONAL ASSEMBLY

ELEVENTH PARLIAMENT – SECOND SESSION - 2014

REPORT OF THE DEPARTMENTAL COMMITTEE ON LANDS

ON

PETITION FOR THE RESETTLEMENT OF INTERNALLY DISPLACED
PERSONS IN NAIROBI

CLERK'S CHAMBERS,
PARLIAMENT BUILDINGS,
NAIROBI

OCTOBER, 2014

DEPARTMENTAL COMMITTEE ON LANDS 2014

NO	SUBJECT	DATE LAID	PROPOSER	SECONDER	DEBATED AND CONCLUDED	REMARKS
1	Petition on muthanga Farm	24.4.2014				
2	Report on the resettlement of squatters, 1. Muri Farm 2. Mathengeta, Tumutumu/Riakanau Farm 3. Drake and Kaseku Farm in Masinga					
3	Compasation of Evictees of Galleria Mall and the Expansion of Langata Road	3.12.2016				
4	Petition for the resettlement of the 1992 Molo Clashe Victims	20.11.2014				
5	Report on petition for the resettlement of internally Displaced Persons in Nairobi	2.12.2014				

TABLE OF CONTENTS

Introduction.....Pg 4
Submissions by the Petitioners.....Pg 4
Submissions by the Ministry of Lands, Housing and Urban Development....Pg 5
Submissions by the Ministry of Devolution and Planning.....Pg 5
Committee Observations.....Pg 9
Committee Recommendations.....Pg 9

DEPARTMENTAL COMMITTEE ON LANDS

The Departmental Committee on Lands was constituted on 16th May 2013, pursuant to the provisions of Standing Order no. 216 (1) and (5) of the National Assembly. The functions and mandate are outlined in the SO and House Rules.

The Committee oversees the operations of the Ministry of Lands, Housing and Urban Development on the following matters: Land Policy and Physical Planning, Land Transactions, Survey and Mapping, Land Adjudication, Settlement, Land registration, Land Valuation, Administration of community and Public Land, and Land Information and Management System.

COMMITTEE MEMBERSHIP

The Committee comprises of the following Members:

The Hon. Alex Mwiru, M.P - Chairman	The Hon. George Oner
The Hon. Moses Ole Sakuda, M.P. -Vice Chairman	The Hon. Mathew L. Lempurkel
The Hon. Rev. Mutava Musyimi	The Hon. Shakila Abdallah
The Hon. John Kihagi	The Hon. Dr. Paul Otuoma
The Hon. Francis W. Nderitu	The Hon. Thomas Mwadeghu
The Hon. Eusilah J. Ngeny	The Hon. Ali A. Shariff
The Hon. Raymond K. Moi	The Hon. Francis Njenga
The Hon. Hellen Chepkwony	The Hon. Hezron Awiti Bollo
The Hon. Sarah Korere	The Hon. Benard Bett
The Hon. Benson Mbai	The Hon. Esther Murugi
The Hon. Kanini Kega	The Hon. Oscar Sudi
The Hon. Gideon Mung'aro	The Hon. Onesmus Ngunjiri
The Hon. Suleiman Dori	The Hon. Julius Ndegwa
The Hon. Lawrence Mpuru Aburi	The Hon. Joseph Magwanga
The Hon. Patrick King'ola	




ATTENDANCE LIST

DEPARTMENTAL COMMITTEE ON LANDS

DATE: 23/10/14

VENUE: SMALL BOARD ROOM
HARAMBEE HSE 9TH FLR

AGENDA: ADOPTION OF THE REPORT ON THE PETITION FOR THE RESETTLEMENT OF
INTERNALLY DISPLACED PERSONS IN NAIROBI

NO.	NAME	TITLE	SIGNATURE
1.	The Hon. Alex Mwiru, M.P. (Chairperson)	Chairman	
2.	The Hon. Moses Ole Sakuda, M.P (Vice Chairperson)	Vice Chairman	
3.	The Hon. Onesmas Ngunjiri, M.P.	Member	
4.	The Hon. Mutava Musyimi, M.P.	Member	
5.	The Hon. John Kihagi, M.P.	Member	
6.	The Hon. Francis W. Nderitu, M.P.	Member	
7.	The Hon. Francis Njenga, M.P.	Member	
8.	The Hon. A. Shariff, M.P.	Member	
9.	The Hon. Eusilah Jepkosgei, M.P.		
10.	The Hon. Benard Bett, M.P.	Member	
11.	The Hon. Kipruto Moi, M.P.	Member	
12.	The Hon. Oscar Sudi, M.P.		
13.	The Hon. Hellen Chepkwony, M.P.		
14.	The Hon. Sarah Korere, M.P.	Member	
15.	The Hon. Julius Ndegwa, M.P.		
16.	The Hon. Benson Mbai, M.P.		
17.	The Hon. Kanini Kega, M.P.		
18.	The Hon. Esther Murugi, M.P.	Member	
19.	The Hon. Gideon M. Mung'aro, M.P.		
20.	The Hon. Hezron Awiti Bollo, M.P.	Member	
21.	The Hon. Suleiman Dori Ramadhani, M.P.	"	
22.	The Hon. George Oner Ogalo, M.P.		
23.	The Hon. Lekidime Lempurkel Mathew, M.P.		
24.	The Hon. Shakila Abdallah, M.P.		
25.	The Hon. Paul Otuoma, M.P.	"	
26.	The Hon. Thomas Mwadeghu, M.P.		
27.	The Hon. Magwanga Joseph Oyugi, M.P.	Member	
28.	The Hon. Aburi Lawrence Mpuru, M.P.		
29.	The Hon. King'ola Patrick Makau, M.P.		

ACKNOWLEDGEMENT


Mr. Speaker Sir,

The Committee wishes to register its appreciation to the Offices of the Speaker and the Clerk of the National Assembly for the support accorded to the Committee and the staff, in the execution of its mandate.

Let me take this opportunity to thank all Members of the Committee Members of the Committee for their patience, endurance and dedication to committee business, despite their other commitments and tight schedules, which enabled the Committee to complete this Report.

On behalf of the Departmental Committee on Lands, and pursuant to Standing Orders No.227 of the National Assembly, I now have the honor to present the Report and Recommendations thereto for adoption pursuant to the provisions of standing orders of the National Assembly.

Thank You,

SIGNED

CHAIRPERSON
(HON. ALEX M. MWIRU, MP)
DEPARTMENTAL COMMITTEE ON LANDS

DATE 12/11/2014

1. INTRODUCTION

1. On 26th June 2014, the Speaker of the National Assembly, Hon. Justin Muturi, M.P, pursuant to S.O 225 (2), conveyed a petition by the members of the Nairobi United IDPs regarding provision of funds for resettlement of internally displaced persons in Nairobi.
2. The petitioners prayed that the National Assembly makes a provision in the supplementary budget of FY 2014/2015 to allow resettlement of integrated IDPs from Nairobi County.
3. The Committee held various sessions in parliament and met with the Cabinet Secretary for Devolution and the petitioners with a view to interacting with them and receiving information regarding the petition.

2. SUBMISSIONS BY THE PETITIONERS

4. During its 79th Sitting held on Thursday 21st August 2014, the Committee met with Mr. Muigai Kangau, Chairman of the Nairobi United IDPs CBO, accompanied by Mr. Humphrey Ondego, Secretary and Ms. Esther Wangui, Treasurer who gave evidence on behalf of the members of the Nairobi United IDPs CBO.
5. The group comprises of people who were affected during the 2007-2008 post-election violence and at that time they were working and living in Nairobi.
6. Most of the group members were born and were living in Mathare, Kibira, Kamukunji and Njiru before being displaced in the Post-election violence of 2007/8, and did not own any land and the members consist of mostly small businessmen/women and that the group was registered as a community Based Organization on 21st June 2013.
7. During the profiling by the government, their names were omitted or listed with the wrong ID numbers and therefore different people were paid leaving some of the genuine victims without any compensation.
8. Representatives of the members are drawn from various camps, which include Mathare Chiefs Camp in Dagoretti, Waithaka D.Os office in Mathare, St. Benedict Camp in Mathare, PCEA camp in Mathare, Jonsaga

Camp in Huruma, Police Depot in Mathare, Omega Camp in Ruai, Njiru, Kamukunji, Makadara and Rift Valley in Waithaka.

9. The group commenced its meetings in 2009 and some of the sub groups have certificates from the Gender, Children and Social Services departments according to their respective camps within their location whereas some of their subgroups have been registered.
10. The group has met various government officials in its attempt to get assistance and in 2012, they received food aid which was withdrawn at the beginning of 2013 and since then they have sought assistance from the County Government but were referred back to the Ministry of Special programmes.
11. The Committee also learnt that some of the group members benefited from the Kshs. 10,000.00 and Kshs. 25,000.00 cash pay- out by the government to the Persons affected by the 2007/8 post- election violence while some of them are currently are living as integrated IDP's.

3. SUBMISSIONS BY THE MINISTRY OF LANDS, HOUSING AND URBAN DEVELOPMENT

The Committee received submissions from the Ministry of Lands, Housing and Urban Development and was informed as follows, THAT:

12. The role of the Ministry in the resettlement programme was to value, purchase, plan and survey land for the Internally Displaced Persons (IDPs) already profiled.
13. The Profiling and placement of these farms was the Mandate of the Ministry of Devolution and Planning (Directorate of State for Special Programmes); in that respect, The Ministry of Lands procured 177 pieces of land in Trans-Nzoia, Nakuru, Nyandarua and Laikipia Counties, Measuring a total of 22,417 acres for the resettlement of 2007/2008 Post Election Violence victims. **(Annex I)**
14. The Committee was also informed that the Ministry of State for special Programmes also set up and managed the IDP camps from where they would recognize and transport the IDPs to the purchased farms for

resettlement. The then Ministry of Special programmes would then identify and determine which IDPs would be placed on which farm;

4. SUBMISSIONS FROM THE MINISTRY OF DEVOLUTION AND PLANNING

During its 77th Sitting held on Thursday 14th August 2014, the Committee met with the Cabinet Secretary for Devolution Ms. Anne Waiguru and was informed, THAT:

15. IDPs exist as part of the wider public that is served by the Government institutions in the vicinity. IDPs are therefore not discriminated in any way and access basic amenities such as schools and hospitals that other Kenyans access and that all facilities in the vicinity of IDPs are accessible to them, and in circumstances where social facilities are non-existent or are inadequate, the Ministry sets in to purposely intervene;
16. The government has adopted multiple approaches to address the plight of internally displaced persons and Victims of inter-communal violence are dealt with under either security or disaster management.
17. Currently, the displacement resulting from inter-communal violence or natural disasters fall under the domain of the Ministry of Interior and Coordination of National government as it relates to internal security and disaster management both of which are under that Ministry however, the responsibility of resettling Internally Displaced Persons(IDPs) falls under the Ministry of Devolution and planning which also provides relief and humanitarian assistance.
18. The Government is aware of the existence of IDPs in Nairobi and the Ministry has profiled some 19,146 individuals IDP and the records have 3,439 households, and that the government is also aware of some IDPS who were not profiled as it was difficult to establish when and where they were displaced. e. g the Njiru group and it cannot be established if they were indeed genuine 2007/8 post-election IDPs and their pre displacement homes.
19. Most IDPs in Nairobi were either tenants or small businessmen mostly in slum areas and their displacement was different in that most moved to other estates or within the estates after the clashes. Most lost nothing although some lost personal properties to looters, none lost land and a few were displaced from their houses. In view of this, the National

Humanitarian fund Board therefore considered most of these IDPs as integrated and decided to pay each of them Kshs.10,000.00 as startup capital they were therefore not considered for any other additional resettlement package.

20. The Committee learnt that during the 2007 Post Election violence, 663,921 people (composed of 245,416 households) were displaced within the Country; 80,000 houses were destroyed countrywide and approximately 1300 lives lost while 640 IDP households fled to Uganda. At the height of the violence 350,000 IDPs sought refuge in 118 camps while 313,921 IDPs were integrated and given that IDPs were faced with different situations and needs, they were categorized into four main categories viz the 70,000 households (or 350,000 individuals) IDPs who agreed to voluntarily return to their farms through the Rudi Nyumbani operation.
21. The 8,754 families (including 2,574 Turkana IDPs) who formed self-help groups that were profiled by the ministry before the set deadline of 30th September 2008. These IDPs were resettled in government procured land with the exception of Kshs.400,000.00 each in lieu of land settlement.
22. All the other IDPs numbering 165,846 households were categorized as integrated IDPs living among the various communities in the country. The integrated IDPs were paid Ksh.10,000 as startup capital.
23. There are 8,910 forest evictee households who were also resettled through cash payment programme.
24. In the last four years, the Ministry has received ksh.2, 856, 009, 000.00 for IDPs which has been utilized totally in IDP related activities however there are a number of IDPs who have not been paid start-up capital but the payments will be made once they avail themselves for payment and subject to availability of resources.
25. The Ministry was allocated Ksh.705 million for resettlement of IDPs in the current Financial year which has been earmarked for the following activities:
 - a. Construction of IDP 2,400 houses in various government procured farms.
 - b. Complete survey work, balloting and showing of plots in a number of farms where IDPs are settled in government procured lands.

- c. Resettlement of 243 Kenya IDPs still in Uganda.
26. Since the Commencement of resettlement of IDPs in 2008, the government has spent Kshs. 15 billion in resettlement as follows;
- a. Procurement of Land (entirely from the Ministry of Lands for purchase of Land) Ksh. 3,279,100,360
 - b. Government Support to the Ministry of Special Programmes Kshs. 4,776,351,167,
 - c. Food –Kshs. 966,766,245,
 - d. Non Food items –Kshs 117,615,000,
 - e. Turkana Houses-1,000,000,000
 - f. Payments mobilized from the Ministry of Lands, Interior and Treasury –Kshs. 3,319,600,000
 - g. ADB project Kshs. 1,700,000,000
27. The government has made cash transfers to IDPs through payment of ex gratia support of Kshs.10,000.00 per household to 170,416 households, ex gratia support of Kshs.25,000.00 to 37,843 heads of households and Kshs.400,000.00 in lieu of resettlement to 847 IDPs and 7,473 forest evictees. In addition, some 397 families who voluntarily returned from Uganda were each paid Ksh.37,000.00 which comprised Kshs.10,000 ex gratia support, Kshs.25,000 for burnt/destroyed houses and kshs.2,000 for transport totaling to kshs.14,689,000.00 (**Annex 2**).
28. Over 76,000 houses have been constructed for IDPs and 20,631 acres procured for and allocated to IDPs. The Ministry opted for cash payments as opposed to buying land for victims due to price escalations, locals wanting compromises for the land and victims refusing to move to other areas where land was bought.
29. The Ministry is also in the process of implementing the Prevention, Protection and Assistance to Internally Displaced Persons and Affected Communities Act of 2012 (IDP Act) and IDP policy and is sourcing for the required budget. The act will enable the Ministry to address all forms of internal displacement;

**The Committee was also informed as follows in regard to the parcels of land the Ministry bought for the IDPs and which have unresolved disputes:
THAT**

30. L.R no.8679/1, 8671, 8674 –Three Thirty Investment (Rose farm (2264 acres) was purchased at a cost of Kshs.566 million for IDP resettlement; however in December 2010, surveyors were stopped from proceeding with their work by the host community. The governments made concessions with the local political leadership in which 600 acres were offered to the local community to persuade them to allow resettlement of IDPs and 915 IDP and forest evictee households were expected to be moved to the farm on 19th March 2013 but this was after the general elections and the new political leadership objected to the matter this led to the government's withdrawal of the farm from the IDPs resettlement offer. The Farm now is in use by the Agricultural Development Corporation for seed production after consultations with the government. Since the funds used to procure the parcel for IDPs was meant for their resettlement, it may be necessary for the Ministry to be reimbursed an equivalent amount or size of land.
31. LR No.5605/3 Muhu Holdings-Due to the protracted period taken to agree on the sale, the lease for the land expired in 2011 while the purchase was still in progress and the land reverted back to government. There are 174 IDP household settled on the farm and the land owner has gone to court seeking compensation. The Ministry had appointed a team to negotiate with Muhu holdings on the possibilities of resolving the matter out of court but the land owner did not turn up. The matter is still pending in court.
32. L.R No.6504 Donga farm (subukia-755 acres) was bought at Kshs.98, 150,000. The land was registered under the name of Benjamin Njoroge (deceased).It was offered by the administrator. The land has a case in court after a dispute arose from the family members who claimed the power of attorney used to execute the agreement was a forgery. Currently there are 267 IDP families on the farm that were transported by the Ministry in September 2011.The matter is still pending in court.
33. Majority of forest evictees moved out of the forest areas after resettlement but a few still remain. The Ministries of Environment and Interior are looking into the matter with a view to establishing who moved and who remained.
34. The Ministry is in the process of establishing the National Consultative Coordination Committee under the Prevention, Protection and Assistance to Internally Displaced Persons and Affected Communities Act 2012, and

is awaiting submission of member's names from various institutions. The Chairman of the Committee has already been appointed.

The Committee was further informed that the Ministry has taken the following additional actions in protecting IDPs:

35. Regarding Safety and Security, inter-communal peace initiatives have been implemented in areas characterized by inter-communal conflict and 36 new police stations were established at a cost of 500 million in all PEV hotspots.
36. The government has facilitated reconstruction of 167 schools country-wide in areas that were affected by postelection violence. Boreholes, Dams, health centres and new schools have also been constructed in IDP resettlement areas, provided farm inputs to resettled IDPs and has supported IDP self Help groups.
37. The government through County administrators to County Commissioners has facilitated the acquisition of birth certificate, national Identification cards and voter registration of IDP's in addition to issuing the title deeds are being processed by Ministry of lands for all resettled IDPs.
38. IDP grievances have been addressed through local courts, KNHRC, civil society, Parliament and County governments.

5. COMMITTEE OBSERVATIONS

On the prayer that the National Assembly makes a provision in the supplementary budget of FY 2014/2015 to allow resettlement of integrated IDPs from Nairobi County. **The Committee Observes as follows, THAT:**

- a) The group has met various government officials in its attempt to get assistance and in 2012, they received food aid which was withdrawn at the beginning of 2013 and since then they have sought assistance from the County Government but were referred back to the Ministry of Devolution and Planning.
- b) The group comprises of people who were affected during the 2007-2008 post-election violence and at that time they were working and living in Nairobi. Most of the group members were born and were living in Mathare, Kibira,

Kamukunji and Njiru before being displaced in the Post-election violence of 2007/8, and did not own any land and the members consist of mostly small businessmen/women and that the group was registered as a community Based Organization on 21st June 2013.

- c) Delay in the operationalization of the Prevention, Protection and Assistance to Internally Displaced Persons and Affected Communities Act of 2012(IDP Act) and its National Consultative Committee is hampering efforts to determine policy issues concerning IDPs in the country.
- d) Most IDPs in Nairobi were either tenants or small businessmen mostly in slum areas and their displacement was different in that most moved to other estates or within the estates after the clashes. Although some lost personal properties to looters, none lost land and a few were displaced from their houses. In view of this, the National Humanitarian fund Board therefore considered most of these IDPs as integrated and decided to pay each of them Kshs.10, 000.00 as startup capital.

6. COMMITTEE RECOMMENDATIONS

On the prayer that the National Assembly makes a provision in the supplementary budget of FY 2014/2015 to allow resettlement of integrated IDPs from Nairobi County, **the Committee Recommends as follows, THAT:**

- a) Resources for the implementation of the Prevention, Protection and Assistance to Internally Displaced Persons and Affected Communities Act of 2012 (IDP Act) and IDP policy be provided for in the Budget for the 2015/2016 Financial year so that the Ministry can operationalize the Act.
- b) The Ministry for Devolution and Planning should immediately operationalize the National Humanitarian Fund Advisory Board for it to implement its Mandate.

APPENDIX 1

ANNEX 1

Appendix 1 (a): FULLY PURCHASED LAND FOR INTERNALLY DISPLACED PERSONS (IDPS)

S/NO	LAND REF. NO.	ACREAGE	AMOUNT PAID (Ksh)	CURRENT STATUS	DRAWN FROM
1.	L.R. No. 9047 Gakonya Farm	340	53,040,000	95 IDP families settled	95 – Tuinuane (Molo Sawmill)
2.	Mau Summit Block 1/1-10 and 13	370	61,850,000	141 IDP families settled	141 - Mawingu
3.	NKR/San Marco/328	187.7	28,155,000	70 IDP families settled	70 -Mawingu
4.	NKR/Rwangondu/66	9.4	1,316,000	68 IDP families settled	43 – Mawingu
5.	NKR/Rwangondu/67	44.5	6,230,000		
6.	NKR/Rwangondu/68	50.7	7,100,000		
7.	NKR/Rwangondu/69	98.844	13,838,160		25-Minto
8.	Nyandarua/Kaimbaga/2	173.7	25,950,000	49 IDP families settled	49 - Mawingu
9.	L.R. No. 8840/3 Asanyo Farm	300	42,000,000	91 IDP families settled	77 – Tuinuane(Molo Saw Mill) 14 –Kibunja (Good Hope)
10.	Marmamet/Melwa Block 1/1497 and Marmamet/Melwa Block 1/1365	116.5	9,320,000	41 IDP families settled	27 – Jedidia 14- Jerusalem (Karunga)
11.	NKR/Kenjoketty/4	100	14,000,000	29 IDP families settled	29 - Kibunja (Good Hope)
12.	L.R. No. 9598/2 Managu Farm	190.6	31,258,000	56 IDP families settled	56 - Mawingu
13.	Trans Nzoia/Kapkoi Settlement Scheme/90	57.3	5,730,000	37 IDP families settled	37 - Alko
14.	Trans Nzoia/Kapkoi Settlement Scheme/95	52.6	5,786,000		
15.	L.R. No. 10369/2 Elburgon	102	14,280,000	36 IDP families settled	34 – Mawingu 2 – Molo New Good Hope
16.	Nyandarua/Mbuyu/715,	59.3	4,744,000		14 – Kianda Foundation
17.	Nyandarua/Mbuyu/726	12.4	992,000		28 – Vumilia, Kikopey 2 – Kirathimo 1(Matunda)
18.	Nyandarua/Mbuyu/725	13.6	1,086,800	44 IDP families settled	
19.	Nyandarua/Mbuyu/727	11.4	813,200		
20.	Nyandarua/Mbuyu/15	59.3	4,744,000		

21.	L.R. No. 8862/2 Solai	150	27,000,000	51 IDP families settled	51 – More New Good Hope 7 – Good Hope(Molo Sawmill) 4 – Mawingu (From Mau-Summit)
22.	L.R. No. 8164 Endebess	600	78,000,000	151 IDP families settled 70 plots allocated to local residents	151 – Alko 70 – Host Community
23.	Nyandarua/Malewa/247	58	9,280,000	25 IDP families settled	15 – Jedidia(Mirangine) 10 – Mawingu(From Ndatho Farm)
24.	Molo/Ikumbi Block 12/491	53	7,421,000	21 IDP families settled	10 – Kianda Foundation 11 – Mawingu (From Ndatho Farm)
25.	Nakuru/Boron Settlement Scheme/283	48.18	6,745,000	21 IDP families settled	17 – Jedidia 4 - Mawingu
26.	Nakuru/Turi/26, Molo District	41	7,300,000	9 squatter families and 8 IDP family settled	8 – Alko 9- Squatters Families
27.	L.R. 8359 (Banita) Rongai	389	38,900,000	118 IDP families settled	59 – Vumilia Kikopey 59 - Alko
28.	Nyandarua Mbuyu/805	51.8	5,180,000	12 IDP families settled	10 - Kirathimo 1(Lamuraia) 2- Jedidia
29.	Nyandarua/Mbuyu/847	56.8	5,683,000	16 IDP families settled	16 - Kirathimo 1(Lamuraia)
30.	L.R. No. 10474 & 6718 Subukia	285	51,300,000	92 IDP families settled	92 - Mawingu
31.	L.R. No.11673 Giwa farm	1,171	336,950,000	442 IDP families settled	441 – Mawingu 1 – Kibunja (Molo Sawmill)
32.	L.R. 6507 Subukia	750	98,150,000	Planned into 238 plot awaiting survey after resolution of court matter	267 - Pipeline
33.	Nakuru/Miti Mingi/193	81.5	8,150,000	66 IDP families settled	66- Ebenezer, Kikopey
34.	Nakuru/Miti Mingi/196	29.7	3,410,000		
35.	Nakuru/Miti Mingi/46	21.24	2,018,000		

36.	Nakuru/Miti Mingi/88	30.89	3,707,000		
37.	Nakuru/Miti Mingi/211	44.4	5,332,000		
38.	Laikipia/Ol-Arabel/731,732, 733,734	62	8,680,000	19 IDP families settled	8 – Kianda Foundation 11- Ebenezer, Kikopey
39.	Laikipia/Ol-Arabel/33	44.5	6,223,000	18 IDP families settled	18 –Ebenezer, Kikopey
40.	Nyandarua/Mbuyu/13	60	6,000,000	20 IDP families settled	17 - Ebenezer, Kikopey 3 – Kirathimo 1(Lamuria)
41.	Nyandarua/Kaimbaga/5	53.1	7,950,000	22 IDP families settled	18 – Jedidia 6- Mawingu
42.	L.R. 15146/17 Laikipia (Wiyumiririe Farm)	4,565	593,450,000	1557 IDP families settled	1516 – Mawingu 41 - Jikaze
43.	L.R. No. 5605/3- Muhu Holdings	523	Nil	174 IDP families settled. Resolution of court case awaited	102 - Mawingu 72– Jedidia
44.	Nakuru/Miti Mingi/44	22.3	Donated	7 IDP families settled.	3 – Kirathimo 1(Lamuria)
45.	Nyandarua/Ol Joro Orok Salient/2690	53.1	11,063,000	24 IDP families settled.	9- Vumilia Kikopey(Banita) 5-ALKO(Banita) 4- Pipeline 6- Mawingu
46.	Nyandarua/Ndaragwa/Kianjogu Blk. 1(Muririswa/28, Nyahururu District	18	2,160,000	6 IDP families settled.	6 - Nawam
47.	Nyandarua/Ndaragwa/ Kianjogu Blk. 1(Muririswa/4	24	2,800,000	10 IDP families settled	7-Pipeline, Molo Group 2-Moved from Mawingu 1-Moved from Pipeline
48.	Nyandarua/Mawingu Salient/715, Nyandarua District	44.5	9,785,000	18 IDP families settled.	12- Ebenezer, Kikopey 6 - Nawam
49.	Nyandarua/Mawingu Salient/2415	26	5,220,000	12 IDP families settled.	8 – Nawam 2 - Ebenezer, Kikopey 2 - Mawingu
50.	Nyandarua/Mbuyu/722	59.3	7,100,000	17 IDP families settled	17 - Pipeline
51.	Laikipia/Mbuyu/226	79	9,480,000	12 IDP families settled. 11 IDP families to be	12 - Ebenezer, Kikopey

	Nyahururu District			relocated elsewhere	
52.	Marmamet/Melwa/Blk (Muhotetu) I/2507 Laikipia West District	24.401	2,928,000	6 IDP families settled. 2 IDP families to be relocated elsewhere	8 – Kianda Foundation 2 - Excess
53.	Laikipia/Mbuyu/145 Nyahururu District	74	8,800,000	25 IDP families settled.	25 - Kianda Foundation
54.	Laikipia/Mbuyu/ 291	50	6,000,000	13 IDP families resettled 4 IDP families to be resettled	13 – Kianda Foundation
55.	Maela/Ndabibi/ Block.2/52 Naivasha District	50.9	6,617,000	35 IDP families settled	30 - Ebenezer, Kikopey 5 - Mawingu
56.	Maela/Ndabibi/ Block.2/68 Naivasha District	38	4,940,000		
57.	L.R. No. 8932/2; L.R. No. 10939/2	-	-	171 Alko IDP families settled	701 – Mau Forest Evictees 171 – Alko 107 – Local Squatters
58.	Gituamba/Muhotetu Block 2/ 1190 Laikipia West District	42.18	5,060,000	6 IDP families settled.	19 - Pipeline
59.	Nakuru/Miti Mingi/199 Gilgil District	12.10	1,573,000	10 IDP families settled.	3 - Ebenezer, Kikopey 7 - Mawingu
60.	Nakuru/Miti Mingi/198 Gilgil District	9.88	1,284,000		
61.	Subukia/Subukia West/Blk. 1/1090 Subukia District	42.28	5,074,000	39 IDP families settled.	39 - Nawam
62.	Subukia/Subukia West/Blk. 1/1208 Subukia District	42.80	5,350,000		
63.	Subukia/Subukia West/Blk. 1/1209 Subukia District	3.81	457,000		

64.	Subukia/Subukia West/Blk. 1/9/2 Subukia District	3.98	478,000		
65.	Marmanet/Melwa/Blk (Muhotetu)I/1170 Laikipia West District	7.4	890,000	18 IDP families settled	18 - Nawam
66.	Marmanet/Melwa/Blk I/1171 Laikipia West District	38	4,560,000		
67.	Marmanet/Melwa/Blk (Muhotetu) I/1315 Laikipia West District	38.4	4,610,000	51 IDP families settled	15 – Nawam 33 – Mawingu 3 – Kianda Foundation
68.	Marmanet/Melwa/Blk (Muhotetu) I/1317 Laikipia West District	72	8,640,000		
69.	Marmanet/Melwa/Blk (Muhotetu)I/1324 Laikipia West District	8	960,000		
70.	Marmanet/Melwa /1373	24.6	2,952,000	52 IDP families settled	6 - Kianda Foundation 27 – Pipeline 11 – Nawam 8 - Mawingu
71.	Marmanet/ Melwa Block 1/1374 Muhotetu	17.62	2,114,000		
72.	Marmanet/Melwa Block 1/1375	26.2	3,144,000		
73.	Marmanet /Melwa Block I/1471 (Muhotetu)	44.0	5,280,000		
74.	Marmanet/Melwa/Blk (Muhotetu) I/1466 Laikipia West District	10	1,200,000		
75.	Marmanet/Melwa/Blk (Muhotetu) I/1403 Laikipia West District	18.9	2,264,000	24 IDP families settled	24 - Nawam
76.	Marmanet/Melwa/Blk (Muhotetu) I/1404 Laikipia West District	18.8	2,252,000		
77.	Marmanet/Melwa/Blk (Muhotetu) I/1405	19.373	2,325,000		
78.	Marmanet/ Melwa Block I/1515 (Muhotetu)	3.0	390,000	8 IDP families resettled	8 – Pipeline

79.	Marmamet /Melwa Block I/151z (Muhotetu)	11.9	1,428,000	1 IDP family to be resettled	1 - Mawingu
80.	Marmamet/Melwa Block I/1514 (Muhotetu)	3.9	507,000		
81.	Marmamet/North Rumuruti Blk 2/458 (Ndurumo)	13.84	1,661,000	23 IDP families settled	14- Vumilia, Mai-Mahiu
82.	Marmamet/North Rumuruti Blk 2/456 (Ndurumo)	37.35	4,482,000		1 - Mawingu 8 - Vacant
83.	Nyandarua/OI Joro-Orok West/2432	74.3	11,145,000	31 IDP families settled 13 IDP families to be resettled	44- Mawingu
84.	Laikipia/OI-Arabel/258	83.5	14,195,000	19 IDP families settled	19 - Ebenezer, Kikopey
85.	Laikipia/OI-Arabel/42	70	10,220,000	23 IDP families settled	10 - Ebenezer, Kikopey 13 - Vacant
86.	L.R. No. 6577/3 Haji Farm	1,000	185,000,000	267 IDP families settled 50 IDP families to be resettled	300 - Mawingu 17 - Vacant
87.	Nyandarua Mbuyu/729	9.9	989,000	3 IDP families settled	3 - Kirathimo 1(Lamuria)
88.	Nyandarua/ Mbuyu/789	10.1	1,000,000	3 IDP families settled	3 - Kirathimo 1(Lamuria)
89.	Gituamba/Muhotetu Blk 2/2415	13.85	1,800,000	4 IDP families settled	4 - Vumilia, Mai-Mahiu 2- Vacant
90.	Laikipia/Mbuyu/289	79	9,480,000	43 IDP families settled	30 - Moved from Mawingu
91.	Laikipia/Mbuyu/290	50	6,000,000		5 - Kianda Foundation(Excess Mbuyu) 7 - Ebenezer, Kikopey(Excess Mbuyu) 1 - Excess From Mbuyu/7
92.	Gituamba/Muhotetu Blk 2/536	5.47	765,000	2 IDP families settled	2 - Vumilia, Mai-Mahiu
93.	Gituamba/Muhotetu Blk 2/1885	15.84	1,900,000	7 IDP families settled	5 - Mawingu 2 - Vacant
94.	Gituamba/Muhotetu Blk 2/1147	11.08	1,330,000	5 IDP families settled	3 - Vumilia, Mai-Mahiu 2 - Vacant
95.	Gituamba/Muhotetu Blk 2/1153	12.71	1,525,000	5 IDP families settled	4 - Vumilia, Mai-Mahiu 1 - Vacant

96.	Gituamba/Muhotetu Blk 2/11.	19.25	2,310,000	8 P families settled	6 – Mawingu 2 - Vacant
97.	Subukia/Subukia West/Blk. 1/1104 Subukia District	19.92	2,390,000	Planned into 10 plots survey awaited. 8 IDP families settled	5 - Moved from Mawingu 5 – Maono Yetu
98.	Marmanet/Melwa Blk 1/2604 (Muhotetu)	26.526	3,183,000	13 IDP families settled	9 - Kianda Foundation 4 - Vacant
99.	Molo/Molo Block 2/226 (Kagondo)	19.5	3,900,000	7 IDP families settled	6 - Moved from Mawingu 1 - Vacant
100.	Nyandarua/ Mbuyu/783	5.5	670,000	2 IDP family settled	3 – Mawingu 1 - Excess
101.	Nyandarua/Mbuyu/9	59.31	7,120,000	18 IDP family settled 3 IDP family to be resettled	8- Moved from Mawingu 7 – Ebenezer (Mbuyu/226) 3 – Pipeline(Mbuyu/226) 1 – Kianda(Mbuyu/23)
102.	Nyandarua/Mbuyu/7	59.3	5,930,000	14 IDP families settled 7 IDP families to be resettled	20- Moved from Mawingu 1 - Excess
103.	Gituamba/Muhotetu Blk 2/1495	43.5	5,220,000	12 IDP families settled 6 IDP families to be resettled	15 - Moved from Mawingu 3 – Vacant
104.	Gituamba/Muhotetu Blk 2/1123	17.3	2,076,000	1 IDP family settled 6 IDP families to be resettled	5 - Moved from Mawingu 2 - Vacant
105.	Nyandarua/Ol Kalou Salient/94	23.23	5,110,000	9 IDP families settled 1 IDP family to be resettled	8 – Nawam 2- Vacant
106.	Nyandarua/Ndaragwa/Uruku Blk 1(Sumbego)/115	10.6	1,270,000	3 IDP families settled	3 - Moved from Mawingu
107.	Marmanet/Melwa Blk.1/3019(Muhotetu)		3,975,000	12 IDP families settled 1 IDP family to be	11 - Moved from Mawingu

				Resettled	2 - Vacant
108.	Gituamba/Muhotetu Block 2/1088	15.58	1,870,000	4 IDP families settled 2 IDP families to be resettled	5 - Moved from Mawingu 1 - Vacant
109.	Gituamba/Muhotetu Blk 2/1027	27.92	4,465,000	6 IDP families settled 5 IDP families to be resettled	9 - Moved from Mawingu 2 - Vacant
110.	Gituamba/Muhotetu Blk2/677	25.71	3,340,000	5 IDP families settled 8 IDP families to be resettled	7 - Mawingu
111.	Gituamba/Muhotetu Blk 2/717	16.645	1,997,000		6 - Vacant
112.	Laikipia/Ol-Arabel/268	122	17,690,000	28 IDP families settled 8 IDP families to be resettled	13 - Mawingu 23 - Kianda Foundation
113.	Marmamet/Melwa/Blk 1/1340	23.94	2,872,800	9 IDP families settled 1 IDP families to be resettled	7 - Mawingu
114.	Marmamet/Melwa Blk.1/1477(Muhotetu)	10.17	1,220,000	21 IDP families settled	28 - Mawingu
115.	Marmamet/Melwa Blk.1/1478(Muhotetu)	10.45	1,255,000	7 IDP families to be resettled	
116.	Marmamet/Melwa Blk.1/1479 (Muhotetu)	10.81	1,300,000		
117.	Marmamet/Melwa Bkl.1/1480 (Mohutetu)	10.8	1,300,000		
118.	Laikipia/Marmamet/Melwa Blk.1/1481 (Muhotetu)	10.6	1,270,000		
119.	L.R. No. 8679/1, 8671, 8674 Three Thirty Investment (Rose Farm)	2264	566,000,000	Planned into 915 plots camps families to be settled	Withdrawn From Resettlement Programme
120.	L.R. No.9216 (Kisima Farm)	1,112	396,984,000	Planned into 431plots and survey awaited A court order has been placed against the land parcel stopping all	431 - Pipeline 45 - Local squatters

				transactions	
121.	Laikipia/Mbuyu/228	15.32	1,840,000	Planned into 5 plots and survey awaited	3 - Mawingu
122.	Marmamet/Melwa Blk I/1468 (Muhotetu)	20.14	2,417,000	Planned into 10 plots and survey awaited	
123.	Subukia/Subukia West/Blk 1/1326 Subukia District	15.57	1,868,000	Planned into 6 plots and survey awaited	
124.	Marmamet/Melwa/Blk 1/1323(Muhotetu)	6.079	730,000	Planned into 2 plots and survey awaited	
125.	Nyandarua/Mbuyu/909	17.5	2,100,000	Planned into 2 plots and survey awaited	2 – Kianda Foundation
126.	Nyandarua/Mbuyu/23	40	4,800,000	Planned into 10 plots and survey awaited	9 – Kianda Foundation 1 - Kirathimo
127.	Subukia/Subukia West/Blk. 1/1207 Subukia District	27.03	3,514,000	Planned into 12 plots and survey awaited	1 – Maono Yetu
128.	Nakuru/Miti Mingi/96	23.97	2,876,400	Planned into 10 plots and survey awaited	7 – Ebenezer, Kikopey 3 - Mawingu
129.	Nyandarua/Mbuyu/846	32.62	3,915,000	Planned into 8 plots and survey awaited	8 – Kianda Foundation
130.	Marmamet/Melwa blk.1/2571	41.5	4,980,000	Planned into 17` plots and survey awaited	14 – Jikaze 3 – Vumilia Eldoret
131.	Marmamet/Melwa Blk.1/1485 (Mohutetu)	7.5	900,000	Planned into 2 plots and survey awaited	

132.	Nyandarua/Ndaragwa/Uruku Blk 1(Sumbego)/37	15.5	1,705,000	Planned into 6 plots and survey awaited	
133.	Nyandarua/Mbuyu/1587	30	3,600,000	Awaiting planning and survey	10 – Kianda Foundation
134.	Nyandarua/Ndaragwa/Uruku Blk 1(Sumbego)/114	42.8	4,710,000	Awaiting planning and survey	13 - Mawingu
135.	Nyandarua/Mawingo Salient/38	24.0	4,800,000	Awaiting planning and survey	6 – Furnilia Narok 2 - Amani
136.	Marmamet Melwa Blk.1/1473 (Muhotetu)	17.5	2,100,000	Awaiting planning and survey	5 - Amani
137.	Marmamet Melwa Blk.1/2197 (Muhotetu)	11.9	1,430,000	Awaiting planning and survey	4 - Amani
138.	Marmamet Melwa Blk.1/2315 (Muhotetu)	12.10	3,150,000	Awaiting planning and survey	4 - Amani
139.	Gituamba/Muhotetu Blk. 2/1184	24.24	13,340,000	Awaiting planning and survey	7 - Mawingu
140.	Marmamet/Melwa Blk.1/1475 (Muhotetu)	6.23	747,000	Awaiting planning and survey	2 - Amani
141.	Marmamet/Melwa Bkl.1/1482 (Mohutetu)	10.9	1,380,000	Awaiting planning and survey	2 – Nawam 1 - Amani
142.	Marmamet/Melwa Bkl.1/1484 (Mohutetu)	10.7	1,285,000	Awaiting planning and survey	3 - Mawingu
143.	Gituamba/ Muhotetu Blk 2/1166	30.71	3,685,000	Awaiting planning and survey	3 – Nawam 3 - Ebenezer

144.	Subuki/Subukia West Blk. 1/1049	10.85	1,400,000	Awaiting planning and survey	3 - Mawingu
145.	Nakuru/Temoyeta/653	5	900,000	Awaiting planning and survey	
146.	Nakuru/Miti Mingi/99 Gilgil District	34.09	4,431,000	Awaiting planning and survey	
147.	Nyandarua/Mawingo Salient/6	66.7	13,340,000	Awaiting planning and survey	25 - Jerusalem
148.	Marmamet/Melwa Blk.1/2190 (Muhotetu)	35.56	4,267,000	Awaiting planning and survey	10 - Fumilia Narok 2 - Maono Yetu 1 - Mawingu
149.	Nyandarua/Ndaragwa Blk.1(Kahutha)/89	32	3,840,000	Awaiting planning and survey	14 - Mawingu
150.	Marmamet/Melwa Blk. I/950 (Muhotetu)	76.85	9,220,000	Awaiting planning and survey	27 - Jikaze
151.	Marmamet/North Rumuruti/Blk 2/3189 (Ndurumo)	41.78	5,000,000	Awaiting planning and survey	12 - Jikaze 1 - Amani 1 - Maono Yetu
152.	Marmamet/North Rumuruti/Blk 2/3119 (Ndurumo)	33.53	4,000,000	Awaiting planning and survey	11 - Amani
153.	Marmamet/North Rumuruti/Blk 2/3244 (Ndurumo)	27.55	3,300,000	Awaiting planning and survey	7 - Amani 2 - Fumilia Narok
154.	Marmamet/Melwa Blk. 1/2096(Ndurumo)	5.2	520,000	Awaiting planning and survey	2 - Maono Yetu
155.	Marmamet/Melwa Blk. 1/1297(Ndurumo)	60	7,200,000	Awaiting planning and survey	15 - Vumilia Eldoret 5 - Jikaze

156.	Marmamet/Melwa Blk. 1/2097 (Ndurumo)	3.6	530,000	Awaiting planning and survey	2 - Mawingu Yetu
157.	Laikipia/ Salama/Muruku Blk. 1/684 (Pesi)	4.4	530,000	Awaiting planning and survey	2 - Mawingu
158.	Laikipia/ Salama/Muruku Blk. 1/495	9.3	1,025,000	Awaiting planning and survey	3 - Mawingu
159.	Laikipia/ Salama/Muruku Blk. 1/2905 (Kieni East)	9	990,000	Awaiting planning and survey	3 - Mawingu
160.	Laikipia/Salama/Muruku Blk 1/251	9.0	990,000	Awaiting planning and survey	3 - Mawingu
161.	Laikipia/Marmanet/South Rumuruti Blk. 1/222 (Salama)	9.0	990,00	Awaiting planning and survey	3 - Mawingu
162.	Laikipia/Salama/ Muruku Blk. 1/3016	10.5	1,155,000	Awaiting planning and survey	4 - Mawingu
163.	Laikipia/Marmanet/South Rumuruti Blk. 1/286 (Salama)	14.0	1,540,000	Awaiting planning and survey	5 - Mawingu
164.	Laikipia/Marmanet/south Rumuruti Blk.1/230	26	3,250,000	Awaiting planning and survey	9 - Mawingu
165.	Laikipia/Marmanet/South Rumuruti Blk 1/137	23	2,530,000	Planned into 5 plots and awaiting survey	4 - Mawingu
166.	Gituamba/Muhotetu Blk2/1234	14.66	1,760,000	Planned into 5 plots and awaiting survey	
167.	Laikipia/Marmanet/South Rumuruti Blk 1/7 (Salama)	13.0	1,690,000	Planned into 8 plots and awaiting survey	
168.	Marmamet/Melwa Blk.1/2132 (Muhotetu)	20.44	2,450,000	Planned into 10 plots and	3 - Jikaze

				awaiting survey	
169.	Laikipia/Salama/ Muruku Blk 1/85	11.0	1,210,000	Planned into 5 plots and awaiting survey	
170.	Laikipia/Salama Muruku Block 1/2724(Kieni East)	11.3	1,360,000	Awaiting planning and survey	
171.	Laikipia/Marmanet/South Rumuruti BLK. 1/612 (Salama)	15.8	1,580,000	Awaiting planning and survey	
172.	Marmanet/Melwa Blk 1/984 (Muhotetu)	23.2	2,785,000	Awaiting planning and survey	
173.	Laikipia/Salama/Muruku Blk 1/424	8.9	980,000	Awaiting planning and survey	
174.	Laikipia/Marmanet/South Rumuruti Blk 1/(258 (Salama)	26.0	2,860,000	Awaiting planning and survey	
175.	Laikipia/Salama/Muruku Blk 1/363	8.4	925,000	Awaiting planning and survey	
176.	Marmanet/Melwa Blk 1/3008	6.0	720,000	Awaiting planning and survey	
	Total	19,217	3,246,127,360		

Appendix 1 (b): FULLY PURCHASED LAND FOR FOREST EVICTEES

S/NO		ACRES	TOTAL VALUE (KSHS)	REMARKS
1. 3	L.R. No. 23100/11, 14,15,16,17,19,20,21,22 Kipkabus	1004.8	181,100,000	<ul style="list-style-type: none"> • 240 Mau Forest Evictee households and 162 locals resettled. • 11 local households to be resettled
2.	Molo South/Ikumbi Blk 1/173 Kuresoi district	8.4	1,340,000	<ul style="list-style-type: none"> • 15 Mau Forest Evictee households resettled
3. 4	Molo South/Ikumbi Blk 1/174 Kuresoi District	8.3	1,374,000	
4. 5	Molo South/Ikumbi Blk 1/181 Kuresoi District	8.4	1,340,000	
5. 6	Molo South/Ikumbi Blk 1/194 Kuresoi District	8.4	1,336,000	
6.	Molo South/Ikumbi/Blk 1/184 Kuresoi District	8	1,280,000	
7.	Nakuru/Lengenet/Blk 4/190	14.26	1,996,000	<ul style="list-style-type: none"> • 5 Mau Forest Evictee households resettled
8.	Nakuru/Boron/285	5	900,000	<ul style="list-style-type: none"> • 2 Mau Forest Evictee households resettled
9.	L.R. No. 10939/2 (Lomolo (1962) Ltd)	2,100	294,000,000	<ul style="list-style-type: none"> • 701 Mau Forest Evictee and 171 IDPs (ALKO) resettled. • 107 locals & flood victims
	L.R. No. 8932/2 (Majani Mingi Sisal Estate Ltd)	1,100	140,000,000	
Totals		4,265.56	624,666,000	1,124

Pending activities;

1. Planning S/No's , 169 – 175 a total **7 Farms** Measuring of **99.6 ACRES**
2. Surveying S/No's, 53,54,67-77,81-83,85,108,115-118,134-135,137,139,141,160-161,164-166 and 168-175 around **40 Farms**
3. Balloting and showing of Plots S/No's, 83,84,86-92, 96, 98-175 a total of **88 Farms**
4. Verification and Documentation of Projects in 186 Resettlement farms (Table A & B)

ENDIX 4: BREAKDOWN CASH TRANSFERS TO IDPS**Appendix 4(a):** Payment of Kshs. 10, 000 ex-gratia.

No.	Province	No of Households	Amount paid (Ksh)	Total Amount(Ksh)
1	Nyanza	30,419	10,000	304,190,000
2	Rift Valley	110,398	"	1,103,980,000
3	Western	13,477	"	134,770,000
4	Nairobi	3,981	"	39,810,000
5	Eastern	664	"	6,640,000
6	Central	10,319	"	103,190,000
7	Coast	1,158	"	11,580,000
	TOTAL	170,416		1,704,160,000

Appendix 4(a): Payment of Kshs 25,000

No.	Region	No of Households	Amount paid (Ksh)	Total Amount(Ksh)
1	Nyanza	1,656	25,000	41,400,000
2	Rift Valley	24,936	"	623,400,000
3	Western	7498	"	187,450,000
4	Nairobi	423	"	10,575,000
6	Central	3,166	"	79,150,000
7	Coast	164	"	4,100,000
	TOTAL	37,843		946,075,000

Appendix 4 (C): Payment of Kshs 400,000 in lieu of Land Resettlement

No	County	Camps	No. of IDPs	Amount paid to each Household Kshs.	Total Amount(Ksh)
IDPS					
1	Uasin Gishu (Eldoret)	NAKA	242	400000	96,800,000
2	Nakuru	ALKO	291	400000	116,400,000
3	Nakuru (Mai Mahiu)	Fumilia Narok	49	400000	19,600,000
4	Nakuru (Mai Mahiu)	Maono Yetu	10	400000	4,000,000
5	Nakuru (Mai Mahiu)	Amani	19	400000	7,600,000
6	Nakuru (Gigil)	Vumilia	220	400000	88,000,000
7	Nakuru (Gigil)	Ebenezer	12	400000	4,800,000
	Nakuru (Gigil)	Jikaze	4	400000	1,600,000
Sub-TOTAL (i)			847		338,800,000
FOREST EVICTEES					
	Elgeyo Marakwet	Embobut Forest	2,874	400,000	1,149,600,000
	Kiambu	Kieni	805	400,000	322,000,000
	Tranzoia	Teldet	392	400,000	156,800,000
	Nakuru & Kericho	Mau Forest	2,212	400,000	884,800,000
	Uasin Gishu	Kipkurere (Ngatiptong)	766	400,000	306,400,000
	Nandi	Kipkurere (ol'enguse)	424	400,000	169,600,000
Sub – TOTAL (ii)			7,473		2,989,200,000
Grand Total					

Appendix 4 (d): Payment of Kshs 37,000 to Kenyan IDPs in Uganda

KENYA IDPS IN UGANDA					
County	Camps	No. of IDPs	Amount paid to each Kshs.	Total Amount	
Various parts of Kenya	Teso District Uganda	397	37,000	14,689,000	
Sub- TOTAL (ii)		397	37,000	14,689,000	