


PARLIAMENT  
OF KENYA  
LIBRARY

# **NATIONAL AIDS CONTROL COUNCIL**

**REPORT TO THE PUBLIC INVESTMENTS COMMITTEE (PIC)**

**THE REPORT OF THE CONTROLLER & AUDITOR GENERAL ON  
THE FINANCIAL STATEMENTS OF THE NATIONAL AIDS  
CONTROL COUNCIL**

**FINANCIAL YEAR 2004/05**





REPUBLIC OF KENYA

# **NATIONAL AIDS CONTROL COUNCIL (NACC)**

ANNUAL REPORT AND FINANCIAL STATEMENTS

FOR

THE YEAR ENDED JUNE 30, 2005





---

Institutional Details/Information.....	3
Members of the Council.....	4
Senior Management Staff.....	5
Chairman's Report .....	6
Director's Report .....	8
Statement on Responsibilities of Council Members.....	11
Report of the Kenya National Audit Office.....	12
Income and Expenditure Account .....	14
Balance Sheet.....	15
Cash Flow Statement .....	16
Notes to the Accounts .....	17

**1. Incorporation/Establishment**

The National AIDS Control Council (NACC) was established as a body corporate under the State Corporations Act by Presidential Order in Legal Notice No. 170 of November 26, 1999. The mission of NACC is to provide policy and strategic framework for mobilizing and co-coordinating resources for prevention of HIV transmission and provision of care and support to the infected and affected people in Kenya.

**2. Registered Office and Principal Place of Business**

National AIDS Control Council  
Landmark Plaza  
PO Box 61307 - 00200  
Nairobi, Kenya  
Telephone 2715109/27/44

**3. Bankers**

i. Citibank N.A  
Upperhill Branch  
PO Box 30711-00100  
Nairobi, Kenya

ii. Barclays Bank of Kenya Ltd  
NIC Branch  
PO Box 18060  
Nairobi, Kenya

iii. Standard Chartered Bank Ltd  
Kenyatta Avenue Branch  
PO Box 40310  
Nairobi, Kenya

iv. Stanbic Bank Ltd  
Kenyatta Avenue Branch  
PO Box 30550-00100  
Nairobi, Kenya

**4. Lawyers/Advocates**

The Attorney General  
Sheria House  
PO Box 40112  
Nairobi, Kenya

**5. Independent Auditor**

The Controller & Auditor General  
Kenya National Audit Office  
Anniversary Towers  
PO Box 30084-00100  
Nairobi, Kenya

## MEMBERS OF THE COUNCIL

1.Prof. Miriam Were	Chairman	Chairman, National AIDS Control Council
2.Mr. Cyrus Gituai	Member	Permanent Secretary, Provincial Administration and National Security Office of the President
3.Mr. Mahboub M. Maalim	Member	Permanent Secretary, Special Programmes Office of the President
4.Hon. Amos Wako, EGH EBS	Member	Attorney General, Attorney General's Chambers
5.Mr. Francis Atwoli	Member	Secretary General, Central Organization of Trade Unions
6.Dr. Jesse Kamau	Member	Chairman, National Council of Churches of Kenya
7.Mr. M.G. Waweru	Member	Commissioner General, Kenya Revenue Authority
8.Dr. James Nyikal	Member	Director of Medical Services, Ministry of Health
9.Mr. Patrick Khaemba	Member	Permanent Secretary, Ministry of Health
10.Amb. Mahamud Mohamed Maalim	Member	Permanent Secretary, Ministry of Home Affairs Jogoo House
11.Mr. James Ongwae	Member	Permanent Secretary, Ministry of Agriculture
12.Ms. Dorothy Onyango	Member	Director, Women Fighting AIDS in Kenya
13.Prof. Karega Mutahi	Member	Permanent Secretary, Ministry of Education, Science and Technology
14.Very Rev. Fr. Vincent Wambugu	Member	Secretary General to the Kenya Episcopal Conference Catholic Secretariat
15.Mrs. Zipporah Kittony	Member	National Chairperson, Maendeleo Ya Wanawake Organization
16.Mr. Joseph Kinyua	Member	Permanent Secretary, Ministry of Finance
17.Mr. Arun Devani	Member	Chairman, Kenya Association of Manufacturers
18.Dr. Stephen Ochiel	Member	Chairman, Kenya Medical Association
19.Mr. S. PNjau	Member	Permanent Secretary, Directorate of Personnel Management, Office of the President
20.Mr. Arum Mbui	Member	Chairman, Federation of Kenya Employers
21.Prof. Abdulghafur El-Busaidy	Member	Chairman, Supreme Council of Kenya Muslims
22.Mr. Solomon Boit	Member	Permanent Secretary, Ministry of Cooperative Development and Marketing
23.Mr. Wellington Godo	Member	Permanent Secretary, Ministry of Gender, Sports, Culture and Social Services
24.Mrs. Nancy Kirui	Member	Permanent Secretary, Ministry of Labour and Human Resource Development
25.Mr. David Nalo	Member	Permanent Secretary, Ministry of Planning and National Development
26.Mr. J. M. Otenyo	Member	Inspector of State Corporations
27.Mr. Allan Ragi	Member	Kenya AIDS NGOs Consortium
28.Prof. Mutuma Mugambi	Member	Vice Chancellor, Methodist University
29.Prof. Nimrod Bwibo	Member	University of Nairobi, Paediatric Department
30.Dr. Dundu Malaki Owili	Member	Society of AIDS in Africa, Aga Khan Hospital

## SENIOR MANAGEMENT STAFF

<b>NO</b>	<b>NAME</b>	<b>DESIGNATION</b>
1.	Dr. P.A. Orege	Ag. Director NACC
2.	B.W.Gathirwa	Ag. Deputy Director/(F&A)
3.	John Kamigwi	Deputy Director/Policy, Strategy & Communication
4.	Prof. Alloys S.S. Orago	Deputy Director/Coordination & Support
5.	Mrs Jacqueline Mugo	Head HR and Administration
6.	Richard Kipkalya	Head Finance
7.	Peter Mutie	Head Communication
8.	Boaz Cheluget	Head Monitoring and Evaluation
9.	Dr. Patrick W. Gakuru	Head Strategy
10.	Eric Jaoko	Head MIS
11.	Ursula Bahati	Head Stakeholder Coordination
12.	Joshua Ng'elu	Head Special Programmes
13.	Bathsheba Osoro	Field Coordinator (CACCs)
14.	Paul Ndung'u	Project Accountant
15.	Lawrence Okudo	Field Coordinator(DTCs)
16.	Micah Kisoo	Programme Officer
17.	Alice Natecho	Programme Officer (IEC)
18.	Winnie Macharia	Human Resources Officer
19.	Pamela Obath	Internal Auditor
20.	Abel Nyagwa	Public Relations Officer
21.	Sheilla Kittony	PA to Director
22.	Kelly Onyango	Senior Procurement Officer
23.	Josphat K. Mwangi	Procurement Officer
24.	Irene Irungu	Programme Officer
25.	Selina Kibogy	Programme Officer
26.	Carol Muchiri	Administration Officer
27.	Caroline Kinoti	Programme Officer



I am very pleased to report that during the year ended June 30, 2005, The National AIDS Control Council continued to coordinate the Total War Against HIV and AIDS (TOWA) in the context of a supportive Government environment and in close consultation with our Development Partners and other National stakeholders.

Some of the key issues during the period are as follows:

### 1. GOVERNMENT POLICY

Upon coming to power, the Government launched the Total War against HIV and AIDS (TOWA) in March 2003. In December the same year, H. E. The President launched constituency level war against HIV and AIDS. Constituency AIDS Control Committees (CACCs) were thus re-launched. It is in this context that the Council in implementing the Government policy focused on the coordination of Total War against HIV and AIDS at community level. A culmination of the national response has been that the national prevalence rate indeed dropped to about seven percent.

Other changes in Government policy that affected NACC included the following:

- The Government created a new Ministry in the Office of President to handle special programmes. NACC was placed under this Ministry.
- The Government released guidelines on Terms and Conditions of Service for State Corporations for Chief Executive Officers, Chairmen and Board Members, Management Staff and Unionisable staff on 23rd November 2004. NACC was categorised as a service parastatal under grade PC 3B
- The process of performance contracting commenced with the establishment of a Performance Contract Steering Committee in August 2003. This was followed by the issue of Legal Notice No.93, the State Corporations (Performance Contracting) Regulations, 2004 in August 2004.
- The Chairman, on behalf of the Council has signed on 1st July 2005 the Performance Contract with the Government through Special Programmes, Office of the President for the year 1st July 2005 to 30th June 2006.

### 2. THE COUNCIL

The Council is made up of 31 members representing various stakeholders. The Council has three Committees, namely Finance & Administration, Programme and National Executive Committee (NEC). During the period under consideration the council held seven meetings.

### 3. RESTRUCTURING OF NACC Secretariat

#### 3.1 District Technical Committees (DTCs)

During the period under review, implementation of NACC restructuring continued. District Technical Committees (DTCs) were formed in 2004 following recommendation of the Cabinet Committee on HIV and AIDS and the NACC Joint Institutional Review (NJIR) which realized the need for formation of DTCs to provide technical backstopping to CACCs following the dissolution of District AIDS Control Committees in 2003.

The mandate of the District Technical Committees (DTCs) is:-

- Provide technical support to CACCs, who in turn will support community initiatives.
- Operate as oversight Boards in formation and operations of CACCs.
- Coordinate implementation of HIV and AIDS activities in the district.
- Develop appropriate mechanisms for monitoring and evaluation of HIV and AIDS activities within the district.
- Conduct regular capacity needs assessment and capacity-build CACCs and NACC-funded CBOs.
- Disseminate Kenya Government HIV and AIDS Policies, Guidelines and Strategies to HIV and AIDS stakeholders.
- Hold HIV and AIDS stakeholders meetings to discuss HIV and AIDS priority areas and redirect resource allocation.
- Ensure timely reporting and accounting for funds disbursed by NACC for HIV and AIDS activities or from any other source.
- Consolidate HIV and AIDS statistics and analyse socio-economic impact of HIV and AIDS at district level.
- Create and enhance networking among HIV and AIDS implementing agencies in the district to facilitate experience and best practice sharing.
- Organize monthly meetings with all the CACCs operating in the district to share experiences.
- Take leadership role in prevention and advocacy against HIV and AIDS in the district.
- Ensure effective linkage of HIV and AIDS and other government policies and programs such as poverty.
- Mobilize resources at district level to help fight the scourge.

#### 3.2 Constituency AIDS Control Committees (CACCs)

To operationalize and build capacities of CACCs, NACC undertook the training of CACCs and DTCs.

This covered the following modules;

- Roles and mandates of CACCs and DTCs
- Establishment of implementing agencies operating in the Constituencies.
- Establishment of inventories of Orphans and Vulnerable children at Constituency levels.
- Vetting of proposals.

### 3.3 NACC Secretariat

The Legal Notice No. 78 of 5th July 2004 created three posts of Deputy Directors for NACC Secretariat. These were:

- Deputy Director Policy, Strategy and Communication.
- Deputy Director Coordination and Support.
- Deputy Director Finance and Administration

NACC was restructured around its core functions so that the structure matches and supports its mandate.

Interviews were carried out and positions competently filled. Positions of Heads of Divisions were also filled.

### 4. MAJOR POLICY DOCUMENTS

As a leader of the multi-sectoral national response to the HIV and AIDS, NACC has been mandated by the Government to be the national coordinating authority to provide the required leadership within the 'Three Ones' principle, namely:

- One agreed HIV and AIDS Action Framework that provides the basis for coordinating the work of all partners
- One National HIV and AIDS Coordinating authority with a broad-based multi-sectoral mandate
- One agreed-upon level of monitoring and evaluation system.

#### 4.1 Kenya National HIV/AIDS Strategic Plan (KNASP)

In line with this mandate, NACC in consultation with Development Partners and other stakeholders has developed the Kenya National HIV and AIDS Strategic Plan (KNASP) covering the period 2005/06 to 2009/2010. The KNASP provides the framework and context within which HIV and AIDS strategies, plans and budgets will be formulated, monitored and coordinated.

The three priority areas of the Kenya National HIV and AIDS Strategic Plan (KNASP) are:-

- A. to reduce the spread of HIV and AIDS,
- B. improve on the quality of life of those infected and affected, and
- C. mitigate on the socio-economic impact of the epidemic in Kenya

#### 4.2 Coordinating body

The National AIDS Control Council was established by Legal Notice 170 of November, 1999 is the one coordinating authority with a broad-based multisectoral mandate.

#### 4.3 National Monitoring and Evaluation (M&E) Framework

NACC, in collaboration and consultation with Development Partners and other stakeholders has developed the National Monitoring & Evaluation (M&E) Framework. This was an all-inclusive process that covered Constituencies, Provinces and National level.

The goal of the National HIV and AIDS Monitoring & Evaluation Framework is to guide collection, analysis, use and dissemination of information that enables tracking of progress made in response to HIV and AIDS and enhance informed decision-making.

This will avail timely and accurate data for assessing whether the interventions are making a difference and whether resources are being used effectively to achieve the desired effect for the national response.

The National M&E Framework was officially launched by the Government on 10th August 2005.

In a communication from the Executive Director of UNAIDS, the Council has been informed that Kenya is one of the first countries to have the "three ones" in place. Further, Kenya has been highly complemented on the KNASP 2005/6 – 2009/10 as one of the best Strategic Plans seen. This plan contains a results framework to monitor performance.

### 5. CONCLUSION

I wish to express the deep appreciation of the Council to the Government of H. E. President Mwai Kibaki for the seriousness with which the Government is addressing itself to the Total War against HIV and AIDS the leadership of the war that he has provided and for financial support provided. I also wish to express the Council's deep appreciation to the First Lady, H.E. Mrs. Lucy M. Kibaki for her active involvement in the Total War Against HIV and AIDS. The Council also deeply appreciates the involvement of the Development and other Strategic Partners in supporting the Total War against HIV and AIDS.

I thank my fellow Council members for their active support and involvement in the war against HIV and AIDS during this period. Members have shown that they recognise the gravity of HIV and AIDS as a major obstacle to social economic recovery and in causing much human suffering.

Last but not least on my own behalf and on behalf of the entire Council, I wish to thank most sincerely the entire Secretariat for the commitment they have continued to show while performing their various tasks in the war against HIV and AIDS. The work load was particularly heavy on the entire secretariat, but especially on the Director Dr. P.A. Orege from the intense atmosphere in the context of scaling up the war in the midst of restructuring. Thank you for keeping up the work.

We stand by the words of H.E. The President "Pamoja Tuangamize Ukimwi."



**Prof. Miriam K. were**  
**For: CHAIRMAN**



## 1.0 INTRODUCTION

It is my great pleasure to present the Annual Report and Accounts of National AIDS Control Council for the period ended 30th June, 2005. The period under review was a challenging one in the fight against HIV and AIDS. The epidemic is in a different phase where though the prevalence has reduced, the deaths

have increased.

Some of the important programmatic and administrative achievements during the period are detailed here in below:-

## 2.0 HIV AND AIDS PROGRAMMATIC ACHIEVEMENTS

Generally the period was quite active as the organization continued to receive support from the Government, Development Partners, stakeholders and members of the general public. In addition, the TOTAL WAR AGAINST HIV and AIDS at the community level gained momentum and has continued to entrench within the communities nationwide.

The institutional restructuring of NACC structures continued during the year and this has gone a long way in complementing the Government's initiative of TOTAL WAR AGAINST HIV and AIDS. The three pillars of multi-sectoral response were strengthened and more presence of these pillars continued to be visible at all levels. The line ministries continued with mainstreaming, while the Civil Society Organisations were strengthened as their umbrella bodies such as NEPHAK, KIRAC, KANCO and KECOFATUMA were provided with capacity- building.

During the period more resources were made available for the national response, including the Global Fund and other Development Partners in support of the HIV and AIDS programmes.

### 2.1 PUBLIC SECTOR - LINE MINISTRIES

ACUs were established in 2001 to mainstream HIV and AIDS programmes in the core functions of their respective line ministries and departments. The KHADRE Project is one of the major supporters of the operations of ACUs.

During the financial year 2004/05, NACC disbursed Kshs 200,419,493/- to ACUs from IDA Funds.

The specific HIV and AIDS programmes carried out by various ACUs are detailed below:-

- Teachers Service Commission Trained all the Human Resources officers in 82 areas to be focal persons in the District and municipalities.,

- Office of the President trained all District Commissioners, all chiefs on HIV and AIDS. They also carried out behaviour change communication workshop and Established VCT centres
- Ministry of Education developed and launched HIV and AIDS Policy for the sector and Implemented the AIDS Education Curriculum
- Ministry of Local Government Established the local chapter of AMICAALL and trained local leaders on advocacy.
- Judiciary trained Senior Magistrates on behaviour change communication
- Ministry of Tourism Completed a baseline survey of the impact of HIV and AIDS in the tourism sector
- National Assembly completed a sector-specific strategic plan with facilitation of SUNY
- DPM developed and launched workplace policy for civil servants.

### 2.2 PRIVATE SECTOR

The NACC Secretariat continued to mobilize and coordinate private sector and civil society organizations in the national response to HIV and AIDS.

The religious organizations were brought together through the Kenya Inter-Religious Consortium (KIRAC) task force. KIRAC finalised the Constitution and organized a national consensus meeting of all the religious leaders on the Constitution and Concept document. The religious leaders signed a Communiqué of Commitment to the fight against HIV and AIDS epidemic. The KIRAC Task Force also facilitated registration of KIRAC as a Non-Governmental Organization. This will bring together all the faith based organizations to mainstream HIV and AIDS in their core functions.

The Private Sector Working Group of the National AIDS Control Council held regular meetings to share experiences and plan for the development of a Private Sector Strategy on national response.

The National AIDS Control Council collaborated with Children's Department, Ministry of Home Affairs to develop a National Action Plan and National Policy on Orphans and Vulnerable Children (OVCs).

NACC also supported the development of the National Empowerment Network of People Living with HIV and AIDS (NEPHAK)

### 2.3 NACC AND ITS ENTITIES

The Constituency AIDS Control Committees (CACCs) were involved in a number of activities focusing mainly on finalizing the training curriculum, induction of facilitators, pre-testing of the curriculum and routine office operation

The pre-testing of the training curriculum and materials was conducted for four and half comprehensive days involving CACC participants, NACC headquarters personnel and facilitators/trainers in the selected regions in the country.

The purpose of pilot training was to test the curriculum and materials on actual CACCs members as the target group and immediate beneficiaries of the training prior to the countrywide roll out of the training.

A monitoring tool to assess impact of the funding of HIV and AIDS programmes was developed during the period. The Lots Quality Assurance Sampling (LQAS) piloted in Nyanza & Western province with the intention of rolling it over to the rest of the country.

During the financial year 2004/05, the following activities funded by Global Fund were carried out for DTCs:

- Establishment of the DTCs
- Rapid Needs Assessment of DTCs
- Training Curriculum for DTCs was developed and training was then carried out in all DTCs.

## 2.4 COMMUNITY INITIATIVE SUPPORT

During the period under review, Community Based Organizations (CBOs) and Non-Governmental Organizations (NGOs) increased their interventions in all the priority areas of the national response. There was increased funding from CBOs/NGOs at CACC level, particularly after the launching of new CACCs.

During the period under review 3,757 projects were funded by NACC from IDA Funds and an amount of Kshs 1,150,832,529/- disbursed CBOs/NGOs and FBOs. These Funds were disbursed to these organizations to cover National, Provinces, Districts and Constituencies.

A total of KShs. 205,619,027/- had been disbursed from Global Fund to the NGOs/CBOs by June 30, 2005 to 26 projects

## 2.5 KENYA NATIONAL HIV/AIDS STRATEGIC PLAN

Kenya National HIV and AIDS Strategic Plan 2005/06 – 2009/10 was developed through a consultative process with the development partners and other stakeholders.

Brief overview of the Strategy is as follows:-

- The purpose of the new KNASP is to provide an Action framework for HIV and AIDS in Kenya
- The Strategy underpins six core principles, particularly on multi-sectoral approach resolution of recognition of special groups such as the women, the youth and PLWHA
- The goal of the KNASP is to reduce the spread of HIV, improve the quality of life of those infected and affected and mitigate the socio-economic impact of the epidemic in Kenya.

The Kenya National HIV and AIDS Strategic Plan 2005/06 – 2009/10 is ready for launching and implementation.

## 2.6 NATIONAL MONITORING AND EVALUATION (M&E) FRAMEWORK

A National M&E Framework is one of the “Three Ones” principle which the NACC is required to provide. The Draft National M&E framework has been endorsed by all

stakeholders and had been developed jointly by NACC and NASCOP. The purpose of the National M&E framework is two fold, namely:-

- To conceptualise M&E of the National HIV/AIDS response
- To develop a monitoring system for the National response.

The implementation will involve various players which includes the National, Provincial and Constituency levels. NACC will work closely with other implementing agencies like NASCOP, Ministry of planning and other stakeholders.

The National M&E Framework was officially launched by the Government on 10th August 2005.

## 2.7 PARTNERSHIP AND NETWORKING.

The Council continued to work with other stakeholders to make the national response a success.

During the period under review the Council received Kshs. 1,945,571,474/- from IDA for use in the KHADRE Project which was disbursed through the Project Management Reports (PMR). Also the Council received Kshs. 284,000,000/- from Global Fund, Kshs. 18,931,539/- from UNDP and Kshs 4,773,524/- from other sources including other Development Partners.

The Funding received supported several activities, including:-

- Technical assistance for capacity building to CACC and DTC.
- Technical Assistance to AIDS Control Units (ACUs) for mainstreaming.
- Support to other Civil Society Organizations.
- Support to NJIR preparation and NACC restructuring
- Support to JAPR Process

## 2.8 RESOURCE MOBILISATION

One of the key mandates of the Council is to mobilize resources for purposes of fighting HIV/AIDS. During the period under review, the Council received funds as indicated below:-

Source	Amount Ksh.
Government of Kenya	235,623,394
World Bank (IDA)	1,945,571,474
UNDP	18,931,539
Global Fund	284,000,000
Other Sources	4,773,524
<b>Total</b>	<b>2,488,899,932</b>

## 3.0 ADMINISTRATIVE ISSUES

### 3.1 NACC SECRETARIAT

Due to the Government's commitment to improve the effectiveness and efficiency of the National Aids Control Council, the NACC Joint Institutional Review Report (NJIR 2004) was adopted whose purpose was to decentralize functions, create departments and come up with a structure

that would support the increased workload in the fight against HIV and AIDS.

Consequently through the reorganization process, NACC was re-organized into the following Departments;

- (a) Coordination and Support
- (b) Policy, Strategy and Communication
- (c) Finance and Administration.

Each Department is headed by a Deputy Director.

Interviews were carried out and positions competently filled. Positions of Heads of Divisions were also filled.

### **3.2 PERFORMANCE CONTRACTS**

A circular from Directorate of Personnel Management (DPM) directed that all Government Ministries and State Corporations sign a Performance Contract (PC) by 30th June 2005 and various documents were prepared for the Performance Contract, namely, new Draft KNASP, Workplan 2005/2006, Performance targets and criteria and clearly defined mission and development objectives

Representatives of NACC Secretariat, the Chairman and a Council Member were trained on the performance contract by Directorate of Personnel Management. Consequently the Secretariat has prepared the necessary documents for negotiations and the signing of the performance contract.

The Chairman, on behalf of National AIDS Control Council signed a Performance Contract with the Government.


### **3.3 TERMS AND CONDITIONS OF SERVICE**

In line with the Guidelines on Terms and Conditions of Service for State Corporations for Chief Executive Officers, Chairmen and Board Members, management staff and unionisable staff, NACC worked out the reviewed structure of salaries as per the guidelines.

NACC was categorised as a service parastatal under grade PC 3B. The implementation of these regulations has started.

### **4. CONCLUSION**

In conclusion, I take this opportunity to thank the Government for the support provided. I also thank the Council Members and Development partners for making it possible to carry out my mandate. Last but not least I wish to thank all members of staff who gave me support in one way or the other during the period under review.



**Prof. Alloys .S. S. Orago**  
**Ag. DIRECTOR/  
SECRETARY TO  
COUNCIL**

## STATEMENT OF COUNCIL MEMBERS' RESPONSIBILITIES

---


The Council Members are required as per Section 14 of the State Corporations Act CAP 446, to prepare Financial Statements that give a true and fair view of the state of affairs of the Council as at the end of the financial year and of its surplus or deficit for that year.

The Council Members ensure that the Council maintains proper accounting records which disclose, with reasonable accuracy, the financial position, performance and change in the financial position of the Council. The Council Members are also responsible for safeguarding the assets of the Council.


The Council Members accept responsibility of the Financial Statements which have been prepared using appropriate accounting policies supported by reasonable and prudent judgement and estimates, consistent with previous years, and in conformity with the International Financial Reporting Standards (IFRS).

The Council Members are of the opinion that the Financial Statements give a true and fair view of the state of the financial affairs of the Council as at 30th June 2005, and of its surplus for the year then ended. The Council Members further confirm the completeness of the accounting records maintained by the Council which have been relied upon on the preparation of the Financial Statements as well as on the adequacy of the internal control systems.

Rev. Dr. Jesse Kamau  
For: Chairman

  
..... Date **31.03.06** .....

Prof. Alloys S. S. Orago  
Ag. Director/Secretary to Council

  
..... Date **31.03.06** .....

**REPORT OF THE CONTROLLER AND AUDITOR GENERAL ON THE FINANCIAL STATEMENTS OF NATIONAL AIDS CONTROL COUNCIL FOR THE YEAR ENDED 30 JUNE 2005**

I have audited the financial statements of National Aids Control Council for the year ended 30 June 2005 in accordance with provisions of Section 14 of the Public Audit Act, 2003. I have obtained all the information and explanations which, to the best of my knowledge and belief, were necessary for the purpose of the audit. The financial statements are in agreement with the books of account.

**Respective Responsibilities of the Council Members and the Controller and Auditor General**

As set out in the statement of Council members' responsibilities, the Council members are responsible for the preparation of financial statements which give a true and fair view of the Council's state of affairs and its opening results. My responsibility is to express an independent opinion on the financial statements based on my audit.

**Basis of Opinion**

The audit was conducted in accordance with the international Standards on Auditing. Those standards require that the audit be planned and performed with a view to obtaining reasonable assurance that the financial statements are free from material misstatement. An audit includes an examination, on a test basis, of evidence supporting the amounts and disclosures in the financial statements. It also includes an assessment of the accounting policies used and significant estimates made by the Council Members, as well as an evaluation of the overall presentation of the financial statements. I believe my audit provides a reasonable basis for my opinion.

**Comments**

**1. Community Initiative Expenses**

During the year ended 30 June 2005, the council released Kshs. 1,150,825,021 to the Project Financial Management Agency (FMA) for disbursement under Part C of the Kenya HIV and AIDS Disaster Response Project (KHADREP) for community initiative support. These funds were disbursed to the community based Organizations (CBOs) and non Governmental Organizations (NGOs) which are outside the Government Financial Management Systems and as such, the expenditure incurred against them were outside the audit mandate of the Controller and Auditor General under the Public Audit Act, 2003. However, the Council contracted the audit of these funds to private audit firms who have duly reported their audit findings to the Council. I have reviewed the audit reports submitted by the private auditors, and based on their audit findings the position of accountability for these funds was as follows:-

- A sample of 1,026 CBOs and NGOs spread throughout the country were audited representing 27% of the projects funded during the year. These organizations had received Kshs. 254,829,411 or about 22.14% of the total amount of Kshs. 1,150,825,021 disbursed by the National Aids Control Council.
- 362 or 84% of the audited Organizations which had received Kshs. 213,814,281 were given clean audit reports while 164 or 16% which had received a total of Kshs. 40,988,130 were given qualified audit reports including disclaimer opinion.

Based on the sample audit findings summarized above, it is clear that a sizeable number of Community Based Organizations (CBO) and Non Government Organizations (NGOs) which were contracted by the Project Financial Management Agency (FMA) to provide community initiative support during the year were not accountable and as a result substantial project funds may have been misapplied. Consequently, I am unable to give an opinion on the propriety of a significant proportion of the Community Initiative expenditure of Kshs. 1,150,825,021 reflected in these financial statements.

**2. Global Fund Activities Kshs. 205,641,917**

The Council's income and expenditure statement reflects expenditure of Kshs. 1,356,466,938 under community initiative which includes Kshs. 205,641,917 being funds disbursed under Global Fund HIV and AIDS programme to FBOs, NGOs, CBOs and Private Sector based organizations (PIs) by the Council's Projects Financial Management Agency. However, no independent audit reports on the Global Fund financed HIV and AIDS component under each PI were available for my review. Under the circumstances, and given the fact that the audit of the FMA and PIs is outside the audit mandate of the Controller and Auditor General, it has not been possible to confirm that all the expenditure charged to the project funds were properly chargeable to the project or to ascertain that such expenditure was incurred in accordance with the Program Grant Agreement.

---

### 3. Outstanding imprests

The balance sheet receivables balance of Kshs. 192,011,275 as at 30 June 2005 includes imprests amounting to Kshs. 2,460,700 issued during the financial year 2000/2001 in respect of the World Aids Day. These imprests issued to the District/Provincial Administrators had not been accounted for by 30 June 2005. Further included in the receivables balance is an amount of Kshs. 1,756,707 being imprests issued to non staff members for various purposes out of which only Kshs. 108,118 has been surrendered while Kshs. 1,648,587 had not been accounted for or surrendered as at 30 June 2005. The imprests have remained unaccounted for a long period and their recoverability is in doubt. The management has not explained what measures have been put in place to recover the outstanding amounts.

### Opinion

Except for the foregoing reservations, in my opinion, proper books of account have been kept and the financial statements give a true and fair view of the state of financial affairs of the Council as at 30 June 2005 and of its surplus and cash flows for the year then ended in accordance with International Financial Reporting Standards and comply with State Corporations Act (Cap 446) and Legal Notice No. 170 of 26 November 1999.



**E.N.MWAI**  
**CONTROLLER AND AUDITOR GENERAL**

Nairobi  
18 April 2006

INCOME AND EXPENDITURE STATEMENTS FOR THE PERIOD ENDED JUNE 30, 2005

	Note	2005 Ksh.	2004 Ksh.
<b>INCOME</b>			
Recurrent Grants from GOK	3	150,000,000	122,261,443
Development Grants from GOK	4	85,623,394	15,705,993
IDA Credit	5	1,945,571,474	614,926,167
UNDP Grant	6	18,931,539	83,511,454
Global Fund Grant	7	284,000,000	125,000,000
Other Funding	8	4,773,525	20,658,835
		<b>2,488,899,932</b>	<b>982,063,893</b>
<b>EXPENDITURE</b>			
Personnel Payroll related costs	9	80,877,227	64,498,030
Other Personnel Costs	10	17,675,360	17,267,830
Gratuity	11	5,272,950	10,720,902
Administration Costs	12	67,711,696	72,380,700
<b>Programme Activities:</b>			
Line Ministries	13	163,121,623	71,007,562
Community Initiative A/C	14	1,356,466,938	629,975,544
IEC Materials	15	14,245,018	42,435,662
Program Management & Trg	16	211,678,056	175,991,044
World AIDS Day	17	5,078,486	3,571,224
CACC Mobilization	18	7,314,365	4,169,724
Foreign exchange loss	19	31,737,742	516,073
Depreciation Expense	2	40,148,313	46,341,457
		<b>2,001,327,774</b>	<b>1,138,875,752</b>
<b>SURPLUS / (DEFICIT) FOR THE YEAR TRANSFERRED TO RESERVES</b>		<b>487,572,158</b>	<b>(156,811,859)</b>

	Note	2005 Ksh.	2004 Ksh.
<b>NON -CURRENT ASSETS</b>			
Property, Plant and Equipment	2	25,547,967	63,119,227
<b>CURRENT ASSETS</b>			
Inventories	20	1,819,918	1,412,586
Receivables	21	-	24,875,750
Treasury Bills		192,011,275	
Cash and Bank Balances	22	867,593,640	498,109,369
<b>LESS: CURRENT LIABILITIES</b>			
Staff Gratuity	23	28,252,771	32,482,942
Payables	24	9,668,034	64,528,598
		<u>1,023,504,029</u>	<u>493,963,640</u>
<b>NET CURRENT ASSETS</b>			
		<u>1,049,051,996</u>	<u>557,082,867</u>
<b>FINANCED BY:</b>			
Reserve Funds	25	1,049,051,996	557,082,867
<b>TOTAL FUNDS</b>		<u>1,049,051,996</u>	<u>557,082,867</u>


Rev. Dr. Jesse Kamau  
For: Chairman

 Date **31.03.06**

Prof. Alloys S. S. Orago  
Ag. Director/Secretary to Council

 Date **31.03.06**

Ms. B.W Gathirwa  
Ag. Deputy Director/  
Finance and Administration

 Date **30.03.06**

CASH FLOW STATEMENT FOR THE PERIOD ENDED JUNE 30, 2005

	<b>2005 Ksh.</b>	<b>2004 Ksh.</b>
<b>CASH FLOW FROM OPERATING ACTIVITIES</b>		
SURPLUS / (DEFICIT) FOR THE YEAR	487,572,158	(156,811,859)
Adjustments for:		
Depreciation	40,148,313	46,341,457
Gain on Treasury Bills investment	(305,832)	-
Gain on disposal of Asset	-	(1,596,675)
Surplus/(Deficit) before Working Capital Changes	527,414,639	(112,067,077)
<b>WORKING CAPITAL CHANGES</b>		
Decrease in Payables	(59,090,736)	39,612,298
Decrease in Inventories	1,412,586	(4,351,423)
Decrease in Receivables	(125,433,800)	137,061,419
	(183,111,950)	172,322,294
<b>INVESTING ACTIVITIES</b>		
Decrease in Prepayments (Assets)	-	3,193,629
Decrease in Short term Investments	25,181,582	24,875,750
Proceeds from Sale of Fixed Assets	-	2,410,572
Purchase of Fixed Assets	-	(15,512,449)
	25,181,582	14,967,502
<b>NET CASH FLOW</b>	<b>369,484,271</b>	<b>75,222,719</b>
<b>Cash and Cash Equivalents at Beginning of Year</b>	<b>498,109,370</b>	<b>422,886,650</b>
<b>Cash and Cash Equivalents at End of Year</b>	<b>867,593,640</b>	<b>498,109,369</b>

STATEMENT OF CHANGES IN ACCUMULATED RESERVE FUND AS AT 30TH JUNE 2005

	<b>2005 Ksh.</b>	<b>2004 Ksh.</b>
Balance B/F	557,082,867	705,385,348
Add : Surplus/(Deficit) for the year	487,572,158	(156,811,859)
Add : Other Donations	4,396,971	8,509,378
Balance C/F	1,049,051,996	557,082,867

## **I. SIGNIFICANT ACCOUNTING POLICIES**

### **(A) Basis of Accounting**

The financial statements are prepared under the historical cost convention.

### **(B) Financial Year**

The Financial Year of the National AIDS Control Council is June 30, of every year.

### **(C) Revenue Recognition**

Revenue is recognised when funds are actually received locally.

### **(D) Expenditure Recognition**

Expenses are recognised when incurred even though payments may not have been made.

### **(E) Currency**

The Accounts are expressed in Kenya Shillings.

### **(F) Foreign Currency Transactions**

Transactions denominated in foreign currency are converted into local currency as follows:

- (i) Transactions, including grants and donations received, which are expressed or denominated in a foreign currency, are converted into local currency at the market exchange rate prevailing at the date of each transaction.
- (ii) Foreign currency assets and liabilities are converted into local currency at the exchange rates prevailing at the balance sheet date.
- (iii) Exchange differences arising from the conversion of foreign currency balances are dealt with through the income and expenditure statement.

### **(G) Community Initiative Accounting Policy**

During the year, the disbursement of funds to community implementing organizations (NGOs, CBOs, FBOs), through both KHADREP and Global Fund FMAs were considered as expenses and not advances. This treatment was considered as a realistic presentation and allowed for faster absorption of the funds by the community for the fight against HIV and AIDS. However, funds still held at the FMA-level are considered as advances. The FMA has a responsibility of ensuring accountability of outstanding funds from the implementing organizations. NACC, through its accounting system, also maintains records to reflect amounts that have not been accounted for by CBOs/NGOs through the FMA.

### **(H) Donations**

- (i) Donations related to fixed assets are presented in the reserves as deferred income and utilized in the reduction of the carrying amount of the related asset during its useful life.
- (ii) Grants or Donations received to compensate expenses for the purpose of giving immediate operational support are dealt with in the Income and Expenditure Statement in the financial year.

### (I) Depreciation

Property, Plant and Equipment are stated at cost less accumulated depreciation. Depreciation is calculated on a straight-line basis at annual rates estimated to write off the carrying values of the assets over their expected useful lives.

The annual depreciation rates in use are:

Motor vehicles	25%
Office equipment	25%
Computer equipment	33%
Furniture	20%

### (J) Cash and Cash-Equivalents

The Cash and Cash Equivalents comprise of the following:

	<b>2005 Kshs</b>	<b>2004 Kshs</b>
Special Account (off-shore)	680,136,398	334,033,686
GOK Operating Bank Account	47,603,681	22,801,465
KHADREP Operating Bank Account	13,836,635	12,529,604
UNDP Operating Bank Account	2,891,901	8,196,205
Global Fund Operating Bank Account	90,387,660	113,067,234
Gratuity Fund Bank Account	32,568,536	7,358,198
Cash in hand	168,830	122,976
Total	<b>867,593,640</b>	<b>498,109,369</b>

### (K) INVENTORIES

This refers to stores items such as stationeries and other office consumables that remain unused as at the end of the financial year. The valuation of these items is done at cost.

## 2. PROPERTY, PLANT AND EQUIPMENT

### MOVEMENT SCHEDULE

	<b>Motor Vehicles</b>	<b>Computers</b>	<b>Office Equipment</b>	<b>Furniture &amp; Fittings</b>	<b>Total</b>
	<b>Ksh.</b>	<b>Ksh.</b>	<b>Ksh.</b>	<b>Ksh.</b>	<b>Ksh.</b>
<b>COST</b>					
As at June 30, 2004	47,657,131	53,774,615	52,737,180	26,129,638	180,298,564
Additions during the Year	-	1,552,140	591,300	433,614	2,577,053
Disposals during the Year/Lost	-	-	-	-	-
<b>As at June 30, 2005</b>	<b>47,657,131</b>	<b>55,326,755</b>	<b>53,328,480</b>	<b>26,563,251</b>	<b>182,875,617</b>
<b>DEPRECIATION</b>					
As at June 30, 2004	30,385,701	44,661,788	27,093,385	15,038,463	117,179,337
Charge for Disposal	-	-	-	-	-
Charge for the Year	11,914,283	9,589,260	13,332,120	5,312,650	40,148,313
<b>As at June 30, 2005</b>	<b>42,299,984</b>	<b>54,251,048</b>	<b>40,425,505</b>	<b>20,351,113</b>	<b>157,327,650</b>
<b>NET BOOK VALUE June 30, 2005</b>	<b>5,357,148</b>	<b>1,075,707</b>	<b>12,902,975</b>	<b>6,212,138</b>	<b>25,547,967</b>

### 3. RECURRENT GRANTS FROM GOK

These are funds that were allocated to and received by the Council from the Government to cater for recurrent costs during the financial year. These funds were utilised for Secretariat personnel emoluments, Council members' allowances and other office operations and maintenance expenses.

### 4. DEVELOPMENT GRANTS FROM GOK

These are funds that were allocated to and received by the Council from the Government to cater for development costs during the financial year. They comprise the Government counterpart contribution to the other funds provided by donors to carry out HIV/AIDS Programme activities. These funds were utilised to subsidize expenditures on training, consultancies, sensitization, equipment, office operations and community initiative activities.

### 5. IDA CREDIT

These are funds that were disbursed to the Council during the financial year from World Bank's International Development Association (IDA) as part of the proceeds of Credit No. 3415KE. The funds were utilised to carry out HIV/AIDS Programme activities such as training, consultancies, sensitization, equipment, office operations and community initiative activities.

### 6. UNDP GRANT

These are funds that were disbursed to the Council during the financial year from UNDP as part of the proceeds of a grant to the Government of Kenya. The funds were utilised to carry out HIV/AIDS Programme activities such as institutional capacity-building, training and consultancies.

### 7. GLOBAL FUND GRANT

These are funds that were disbursed to the Council during the financial year from The Global Fund as part of the proceeds of a grant to the Government of Kenya under Phase I of Global Fund Round 2 Grants. The funds were utilised to carry out HIV and AIDS Programme activities such as training, consultancies, and support to civil society & private sector community activities.

## 8. OTHER FUNDING

	2005 Ksh.	2004 Ksh.
DFID	-	6,521,148
Other sources	4,467,693	12,541,012
Gain on Treasury Bills Investments	305,832	1,596,675
	<b>4,733,525</b>	<b>20,658,835</b>

## 9. PERSONNEL PAYROLL RELATED COSTS

This refers to costs incurred by NACC in payment of staff salaries and payroll-related allowances such as house allowances, commuter allowances, etc being remuneration of NACC staff members. A total of Kshs 80,877,227 was incurred during the financial year.

## 10. OTHER PERSONNEL COSTS

This refers to non-payroll personnel costs incurred by NACC in payment of staff costs such as medical costs, leave allowances, mileage allowances. A total of Kshs 17,675,360 was incurred during the financial year.

## 11. GRATUITY

This refers to the Gratuity provision for the financial year that is attributable to the gratuity accruing to contracted members of staff for the year. A total of Kshs 5,272,950 was accrued during the financial year.

## 12. ADMINISTRATION COSTS

	2005 Ksh.	2004 Ksh.
Office Rent and Other Office Expenses	31,328,761	28,057,480
Telephone, Email, Fax & Postage	8,600,252	9,753,807
Travelling Expenses	5,545,887	7,334,877
Advertising and Exhibitions	3,561,327	7,150,889
Insurance	5,410,458	3,972,794
Audit Fees	500,000	800,000
General Consultancy Services	-	5,265,166
Vehicle Running Expenses	8,017,312	5,914,339
Council Members Expenses	4,747,700	4,131,348
	<b>67,711,696</b>	<b>72,380,700</b>

## 13. LINE MINISTRIES Ksh. 163,121,623/-

These are expenditures incurred by the Aids Control Units to mainstream HIV and AIDS activities in the ministries. During the year, the above expenditure was incurred by the following ACUs:

	2005 Ksh.	2004 Ksh.
Office of the President	35,156,485	19,194,950
Finance	-	163,000
Agriculture & Rural Development	11,929,323	1,941,495
Environment & Natural Resources	4,170,364	2,265,425
Health	999,950	2,421,154
Trade & Industry	2,177,416	453,695
Office of the Attorney General	-	2,683,133
Transport & Communication	4,379,132	7,519,190
Education, Science & Technology	15,163,234	538,894

Vice-President & Home Affairs	4,884,688	6,029,242
Lands & Settlement	-	7,641,594
Labour & Human Resources	3,954,425	-
Energy	2,570,886	103,400
Tourism & Information	1,708,169	-
Public Service Commission	1,764,049	-
Judiciary	478,729	1,291,650
Roads & Public Works	4,816,744	-
Water Resource Management	8,216,955	703,751
Gender Sports Culture & Social Services	-	797,626
Livestock & Fisheries	25,517,098	1,972,010
Department of Defence	-	292,500
Commission for Higher Education	4,504,102	5,512,402
Co-operatives & Marketing	3,121,990	3,233,775
Teachers Service Commission	4,713,017	6,209,818
General ACU Workshop Expenses	-	38,857
Police Department	2,005,800	-
Administration Police	2,983,795	-
Directorate of Personnel Management (DPM)	5,909,928	-
Justice & Constitutional Affairs	3,033,018	-
Information & Communication	8,908,630	-
<b>Total</b>	<b><u>163,121,623</u></b>	<b><u>71,007,562</u></b>

#### 14. COMMUNITY INITIATIVE EXPENSES:- Ksh.1,356,466,938

These are expenditures incurred by CBOs, NGOs, FBOs and Private Sector Based Organizations, who are implementing projects at the Community level. The funds are advanced to them through FMA being Part C of the Project. The expenditures are analysed as per the strategic priority areas:-

	<b>2005 Ksh.</b>	<b>2004 Ksh.</b>
Prevention & Advocacy	909,945,108	505,008,456
Treatment, Care & Support	59,758,439	25,793,999
Mitigation of Social-economic impact	179,973,657	99,173,089
Monitoring, Evaluation & Research	1,147,817	-
Global Fund HIV and AIDS activities	205,641,917	-
	<b><u>1,356,466,938</u></b>	<b><u>629,975,544</u></b>

#### 15. IEC MATERIALS Kshs 14,245,018

This refers to costs of producing HIV/AIDS Information, Education and Communication materials and related expenditure. This forms the advocacy function of NACC. A total of Kshs 14,245,018 was incurred during the financial year

#### 16. PROGRAMME MANAGEMENT & TRAINING ACTIVITIES

	<b>2005 Ksh.</b>	<b>2004 Ksh.</b>
CODA Management (KHADREP FMA)	86,987,880	73,893,592
UNDP Training	11,371,654	71,347,482
Global Fund Training	16,336,531	-
KHADREP Training	62,985,803	25,774,347
Ernst & Young (Global Fund FMA)	12,502,955	3,176,000
Advocacy Activities	10,802,114	-
Other Programme Management	10,691,118	1,799,623
	<b><u>211,678,056</u></b>	<b><u>175,991,044</u></b>

## 17. WORLD AIDS DAY

This refers to costs incurred by NACC during the commemoration of the World AIDS Day, including its preceding activities. This is part of the advocacy function of NACC. A total of Kshs 5,078,486 was incurred during the financial year.

## 18. CACC MOBILIZATION

This refers to costs incurred by NACC in mobilizing communities to implement HIV/AIDS activities. This is part of the advocacy function of NACC. A total of Kshs 7,314,365 was incurred during the financial year.

## 19. FOREIGN EXCHANGE LOSS

This refers to losses incurred as a result of fluctuations in exchange rates, as disclosed in Note I (F) above. This has been primarily between the US Dollar and the Kenya Shilling, whose genesis is the use of the Off-shore Special Account which is maintained in US Dollars. Transfers of Credit proceeds from World Bank-IDA are affected in US Dollars as well. The net effect of the foreign currency fluctuations during the financial year yielded a net foreign exchange loss of Kshs 31,737,742. The fluctuations during the financial year were particularly volatile.

## 20. INVENTORIES

This refers to items described to in Note I (K) above. The value of the inventories was Kshs 1,819,918 as at the financial year-end.

NOTES TO THE ACCOUNTS FOR THE PERIOD ENDED JUNE 30, 2005 (continued)

## 21. RECEIVABLES

	<b>2005 Ksh.</b>	<b>2004 Ksh.</b>
Advances to CACCs	26,401,284	14,281,326
Advances to World AIDS Day	2,460,700	2,608,198
Advances to ACU's	56,028,222	19,827,712
Advances to PACCs/FOs	13,036,428	1,557,337
Advances to DACCs/DTCs	1,944,766	2,656,925
Advances to FMA for CIA	77,671,885	778,057
Advances to CBO Manual Test	2,311,546	1,504,556
Imprest Control Account	4,020,861	2,689,231
Other Advances and Deposits	8,135,584	20,674,133
	<b>192,011,275</b>	<b>66,577,475</b>

## 22. CASH AND BANK BALANCES

	<b>2005 Ksh.</b>	<b>2004 Ksh.</b>
Special Account (off-shore)	680,136,398	334,033,686
GOK Operating Account	47,603,681	22,801,465
KHADREP Operating Account	13,836,635	12,529,604
UNDP Operating Account	2,891,901	8,196,205
Global Fund Operating Account	90,387,660	113,067,234
Gratuity Fund Account	32,568,536	7,358,198
Cash in hand	168,830	122,976
	<b>867,593,640</b>	<b>498,109,369</b>

---

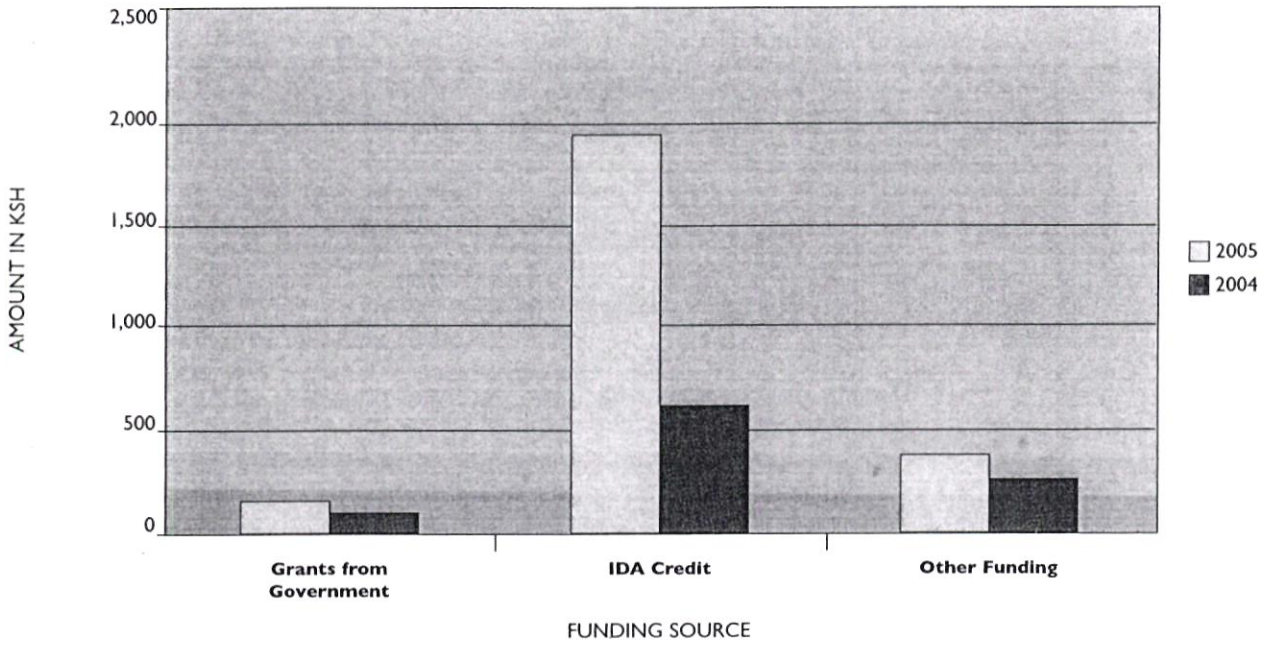
**23. STAFF GRATUITY: Kshs 28,252,771**

All senior employees are on a contract each drawing a gratuity of 31% of the basic salary payable on pro rata basis, hence the need to set aside such funds to be paid when they fall due. These funds have been separated from the operational funds.

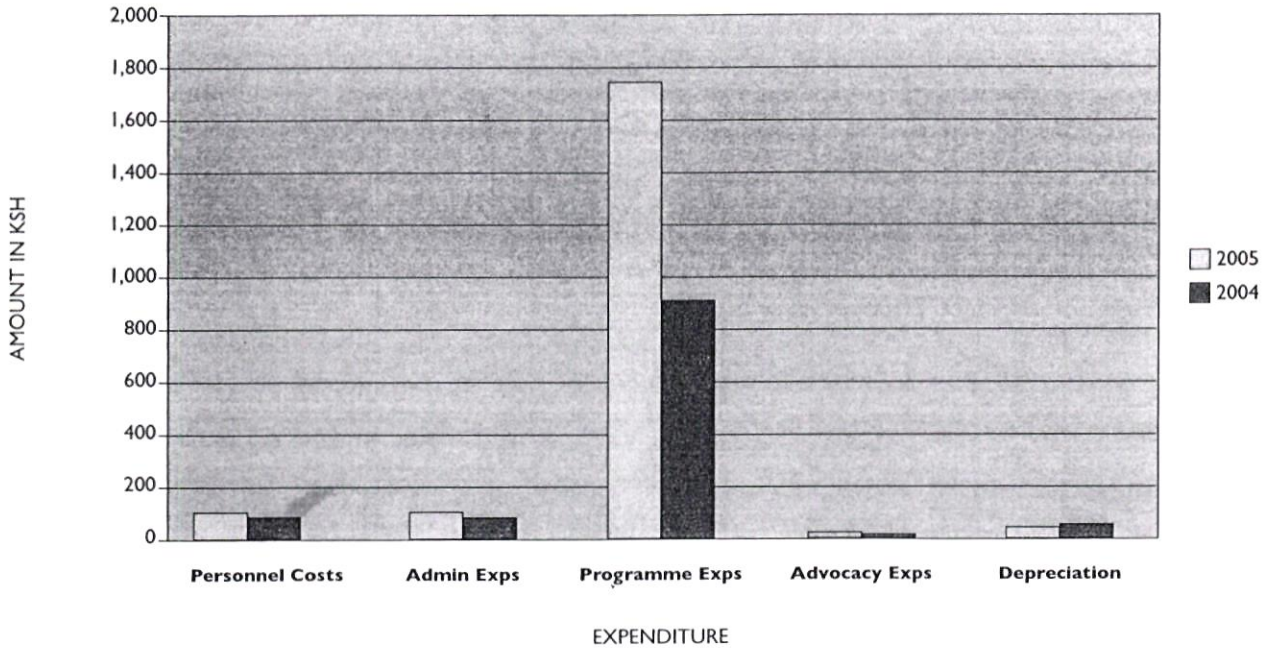
**24. PAYABLES**


	<b>2005 Ksh.</b>	<b>2004 Ksh.</b>
Audit Fees	1,500,000	1,000,000
GOK Contribution to KHADREP	-	51,727,096
Other Payables	8,168,034	11,801,502
	<u><b>9,668,034</b></u>	<u><b>64,528,598</b></u>

### SOURCES OF FUNDS




### USES OF FUNDS





NACC RESPONSE





OFFICE OF THE PRESIDENT  
MINISTRY OF STATE FOR SPECIAL PROGRAMMES  
**NATIONAL AIDS CONTROL COUNCIL**

Telephone: 020 - 2896000 / 2715144 / 2711261  
Hotline: 020 - 313000  
Toll-Free: 0800 720007  
Fax No. 020 - 2711072 / 2711231  
E-mail: [communication@nacc.or.ke](mailto:communication@nacc.or.ke)  
Website: [www.nacc.or.ke](http://www.nacc.or.ke)

Landmark Plaza  
8th and 9th Floor  
Argwings Kodhek Road  
P.O. Box 61307 - 00200  
NAIROBI

*When replying please quote:*

**THE NACC RESPONSE TO QUERRIES RAISED BY THE AUDITOR GENERAL ON THE  
FINANCIAL STATEMENTS FOR THE YEAR ENDED JUNE 30, 2005**

**1. Community Initiative Account Expense**

Under Kenya HIV and AIDS DISASTER RESPONSE PROJECT (KHADREP) the NACC was mandated to disburse funds to communities through a system referred to as the Community Initiative Account (CIA) to empower communities to effectively fight HIV and AIDS pandemic.

The NACC developed a disbursement infrastructure that aimed at ensuring funds were channel to the intended beneficiaries through credible CBOs and NGOs that were able to utilize funds in the right manner. Monitoring of these implementers was done regularly through reporting tools in the National M&E framework and the use of an independent Financial Management Agency (FMA).

During the financial year 2004/05, financial statements of 16% of the CBOs audited were qualified. The major reasons for qualification included lack of proper book keeping, failure to adhere to procurement procedures and non compliance with the approved work plans. This was attributed to the fact that the project sub-implementers had low capacity to implement as a result of low literacy levels.

The KHADREP project came to end in December 31, 2005 and Total War Against HIV and AIDS (TOWA) was started during the financial year 2007/08 where the NACC reviewed its disbursement procedures to include pre-disbursement assessment, mandatory pre-disbursement training for all selected implementers and started releasing funds in tranches to eliminate cases of misappropriation. Constituency AIDS Control Committees (CACCs) were also empowered through capacity building to closely monitor utilization of disbursed funds.

*Working towards a HIV Free Society*



Further, the groups that were suspected of having misappropriated funds under the KHADREP project were badlisted and were not allowed to participate in the TOWA project funding and implementation.

Under the current TOWA Project, the NACC has funded a total of 10,706 Project Sub-implementers spread over the entire country at a cost of Ksh 4,427,928,959 as at July 31, 2013.

## **2. Global Fund Activities Ksh 205,641,917**

In the Year 2004/05, the NACC was also implementing a project similar in design to KHADERP project but using funds granted to the Government of Kenya by the Global Fund to fight AIDS, Tuberculosis and Malaria. Under the Global Fund project, the NACC through Ministry of Finance engaged Ernst & Young as the Financial Management Agency (FMA) to handle disbursement and accountability of funds.

The queries raised were addressed in writing vide letter Ref: GFFMA 253/2004/05(6) dated March 2, 2006 and the query dropped vide letter Ref GFFMA /253/2004/05 (22) the NACC. The NACC also contracted independent auditors in collaboration with Auditor General's office to audit all organizations funded under Global Fund Round 2. (Copies of the referred to letters and a copy of the FMA contract are herewith enclosed).

## **3. Outstanding Imprests.**

The World AIDS Day advances were made to DDCs in the financial year 2000/01 to facilitate commemoration of World AIDS Day in the year 2000. The NACC can confirm that the commemorations were done in all the 71 districts then in existence although accountabilities for the same were never forwarded to the NACC. The NACC efforts to have the same recovered from the respective officers' salaries have been hampered by difficulties in tracing the then office holders because of transfers, retirements and death of some of these officers.

Attached find a schedule of the DDCs and their un-accounted for balances.




**Prof. Alloys S. S. Orago**

**Director**

**August 21, 2013.**



**1. Community Initiative Account Expense**




**NATIONAL AIDS CONTROL COUNCIL**  
**SUMMARY OF DISBURSEMENTS AS AT JULY 31,2013**

Region	Round 1	Round 2	Round 3	Round 4	Round 5	Year 1	Year 2	Year 3	Grand Total
Central	81	254	297	253	510	-	-	-	1,395
Coast	63	179	185	215	429	-	-	-	1,071
Eastern	111	306	393	306	621	-	-	-	1,737
Nairobi	23	73	76	83	171	-	-	-	426
National	10	8	13	14	12	-	-	-	57
North Eastern	35	101	114	73	161	-	-	-	484
North Rift	75	200	237	212	453	-	-	-	1,177
Nyanza	108	313	386	345	661	-	-	-	1,813
Public Sector	-	-	-	-	-	10	16	25	51
South Rift	82	216	218	198	544	-	-	-	1,258
Western	81	237	287	202	430	-	-	-	1,237
<b>Grand Total</b>	<b>669</b>	<b>1,887</b>	<b>2,206</b>	<b>1,901</b>	<b>3,992</b>	<b>10</b>	<b>16</b>	<b>25</b>	<b>10,706</b>



**SUMMARY OF DISBURSEMENTS AS AT JULY 31,2013**

<b>Region</b>	<b>No.of PSIs</b>	<b>Proposal value</b>	<b>Disbursement</b>
Central	1,395	538,531,908	503,166,797
Coast	1,071	434,141,006	397,003,130
Eastern	1,737	681,504,372	632,156,331
Nairobi	426	167,885,552	147,056,057
National	57	300,163,826	260,801,580
North Eastern	484	194,678,651	170,443,574
North Rift	1,177	458,780,426	434,558,129
Nyanza	1,813	711,681,432	678,966,179
Public Sector	51	317,533,040	273,014,446
South Rift	1,258	484,728,481	450,116,572
Western	1,237	490,393,171	480,646,163
<b>Grand Total</b>	<b>10,706</b>	<b>4,780,021,865</b>	<b>4,427,928,959</b>





## KENYA NATIONAL AUDIT OFFICE

GFFMA/253/2004/2005 (22)

31 March 2006

**Prof. Alloys Orago,  
The Ag. Director,  
National Aids Control Council,  
Chancery Building, Valley Road,  
NAIROBI.**

### REPORT OF THE CONTROLLER AND AUDITOR GENERAL ON THE FINANCIAL STATEMENTS FOR GLOBAL FUND (GF-2) GRANT NO.KEN-202-GO3-H-00 FOR THE YEAR ENDED 30 JUNE 2005

---

I refer to your letter Ref. NACC/FIN/2/4/C of 28 March 2006 in respect of the above audit Report.

I have carried out a review and verification of the information and documentation now provided and the position with regard to the qualification issues raised in the Audit Report is as follows:-

#### **Paragraph I – Disbursements – Kshs.205,641,917**

1. The Financial Management Agency (FMA) Ernst & Young has since provided information and supporting documents in respect of money received from National Aids Control Council (NACC) amounting to Kshs.263,389,584 and money disbursed to the Project Implementers (PIs) totalling to Kshs.205,619,027.

A subsequent review and verification of the information and supporting documents provided confirmed receipts of Kshs.263,389,584 from the Council and disbursements of Kshs.205,619,027 to the Project Implementers (PIs).

While it is noted that the Financial Management Agency (FMA) receives from the Project Implementers (PIs) regular expenditure returns with copies of supporting documents for their review and monitoring purposes, these do not constitute financial statements and are not audited or certified by independent auditors. In addition, no independent audit reports on the Global Fund financed HIV/AIDS component under each PI were availed for our review. Under the circumstances, and the fact that the audit of the FMA and PIs is outside the audit mandate of the Controller and Auditor General it has not been possible to confirm that all the expenditure charged to the project funds were properly chargeable to the project or to ascertain that such expenditure was incurred in accordance with the Program Grant Agreement.

**Paragraph 2 – Advances to the FMA**

2. The Financial Management Agency (FMA) has provided supporting documentation and confirmation with bankers that Kshs.57,745,637 was held to the credit of the FMA on Account No. 5011564 as at 30 June 2005 and this issue has therefore been resolved.



**E.N. MWAI**  
**CONTROLLER & AUDITOR GENERAL**

Copy to:

The Director  
External Resources Department  
Ministry of Finance  
NAIROBI

Our Ref: 7108/25/pa/285

Your Ref: Gffma/253/2004/2005/(6)

2 March 2006

Mr C O Kiage  
Kenya National Audit Office  
P O Box 30084  
NAIROBI


Dear Sir

**RESPONSE TO AUDIT QUERIES FROM KENYA NATIONAL AUDIT OFFICE FOR THE  
FINANCIAL YEAR ENDED 30 JUNE 2005**

We have reviewed your observations arising from your audit of the Global Fund Round 2 – FMA as it relates to the AIDS component and our comments on each of your observations is given below. However, on a general note, we would like to draw your attention to the following:

- National Aids Control Council only passed to us approved work-plans for funding in the first instance.
- We had to ensure that each of the Project Implementors met the financial and management capacity criteria, even if it meant our initially helping them to build the capacity, before they were contracted.
- No funds could be released to any Project Implementor before they were contracted. Before being contracted each Project Implementor has to meet the laid down capacity requirements.


Finally, during the initial phases of the implementation of this program, the FMA experienced certain operational difficulties (including delays in the disbursement of funds to some PI's) due to the inefficiencies of the then contracted Program Manager. These difficulties were quickly resolved by the cancellation of the contract of the subject manager on 10 June 2005, and the subsequent restructuring of the organizational and management systems at the FMA.



■ Other Offices: NAKURU, MOMBASA, ELDORET.

D.G.M. Hutchison\*, C.A. Otolo, J.K. Geita, P.M. Kamau, C.G. Karuu,  
J.K.C. Cheboror, A.S. Gilani, P.N. Anchinga, C.O. Atinda.

\*British



**RESPONSE TO SPECIFIC AUDIT OBSERVATIONS****1. DISBURSEMENT OF FUNDS****1.1 Late disbursement****Kenya AIDS Watch Initiative (KAWI)**

KAWI received its first disbursement on 25 January 2005 and not 25 October 2005. It initially had inadequate governance structures in place and the FMA were involved in building the capacity of the organization before the organization could be contracted. The organization recruited an accountant in January 2005. KAWI was eventually contracted on January 24, 2005 and funds disbursed on January 25, 2005.

**African Medical and Research Foundation (AMREF)**


Our procedures manual and the grant agreement required that the contracted fund recipients operate a separate bank account for the Global Fund Project, a requirement that AMREF contested vigorously. After lengthy consultations AMREF finally obtained an exemption from this requirement and an approval from the Ministry of Finance (the Principal Recipient) to manage the Global Funds through its existing donor (pool) bank account. AMREF was contracted on March 2, 2005 and received its funds on March 11, 2005.

**Kenya AIDS NGO Consortium (KANCO)**

The original approved budget by NACC took into account only 25 of the initial 43 members of the consortium. This led to a dispute amongst members of the Consortium over the inclusion into the final list of fund recipients. When eventually it was agreed that everybody be accommodated in the programme only 36 members were either located or agreed to proceed with the programme. It also took a long period of time for KANCO and its 36 implementing partners to agree on how much of the grant was to be distributed to each partner. KANCO was finally contracted on March 10, 2005 and received its first disbursement on March 14, 2005.

**Kenya Basic Support Foundation (KBSF)**

KBSF's key weakness was the lack of organizational structures and capacity to absorb Global Funds. There was no appropriate office space, office equipment, no accountant, and the previous years' audited accounts were not ready before March 2005 in order for FMA to verify the previous activities of the. The FMA were involved in building the capacity of the organization before it could be contracted. KBSF was contracted on March 10, 2005 and its funds released on March 10, 2005.



### **Rural Initiative for Sustainable Development (RISDEV)**

RISDEV's key weakness was also the lack of organizational structures and capacity to absorb Global Funds. There was no accountant and the audited accounts were not ready before March 2005 in order for FMA to verify their previous activities. RISDEV was contracted on March 13, 2005 and its funds released on 30 March, 2005

## **1.2. Unexplained disbursements**

### **Disbursements to Mpala Community Trust (MCT)**

When contracted, Mpala made an initial request for the full year grant. However, in line with the requirements of the Grant Agreement, payments by the FMA were to be made on a quarterly basis. The initial advance approved for the first quarter activities amounted to Kshs 5,371,743. Only Kshs 2,268,435 was available and was paid to Mpala on December 4, 2004 as complete funding had then not yet been received from NACC.

The organization received the balance of the grant for the 1<sup>st</sup> Quarter budget request of Kshs 3,103,308 on January 11, 2005. This additional payment was approved by NACC and was for the purchase of a vehicle in order to operate the mobile VCT clinic.

The amount requested by Mpala for the second quarter was Kshs 1,403,454. The amount of Kshs 896,663 referred to in the audit report was payment against expenditure returns that had been reviewed and accepted by the FMA.

### **Disbursements to KENWA: KShs. 5,017,300**


KENWA was paid Kshs 5,017,300 against expenditure that had been reviewed and accepted by the FMA.

## **2. PROCUREMENT AND CASH PAYMENTS**

### **2.1 Makini Schools Limited**

The costs incurred by Makini on catering services, hire of hall and consultancy had already been questioned by the FMA due to a potential conflict of interest and breach of the laid down procedures on procurement. The use of cash by Makini Schools to pay the above services was also questioned.

All funding to Makini was consequently withheld.



**2.2 Melchizedek Hospital Ltd**

The activities funded by the Global Fund were approved by NACC when approving the hospital's work plan. The directors of the hospital have undertaken that they will continue to charge subsidized rates to the public after the end of the program.

**2.3 Cash procurements**

**KENWA**

KENWA made cash purchases of food stuff because most of their suppliers would not accept cheques and the organization would have had to wait for the four days the cheque takes to clear before the supplier would authorise the organization to collect supplies. Others were small scale farmers who did not have bank accounts. These circumstances were verified and confirmed by the FMA.

**3. NON APPROVAL OF CONDENSED WORK PLAN**

The first quarter funds of KShs.3,966,300 were released to KHF/KEMRI using their original work plan/budget for year one. All project implementers' (including KHF/KEMRI) first year work plans were approved by the HIV/AIDS Component Manager before submission to the FMA.

**4. REPORTING CALENDAR**

The FMA maintains a separate file for each Project Implementor where all correspondence, financial and narrative reports are recorded. It is therefore easy to ascertain when Fund Accountability Statements were received.

The FMA has also set up a computerised information system that captures this data.

**5. RECEIPTS FROM NATIONAL AIDS CONTROL COUNCIL**

Previously receipt of funds was confirmed in the FMA's monthly reports to NACC. Henceforth, the Financial Management Agency will start issuing receipts to NACC to confirm receipt of funds.

**6. BANK CHARGES**

The matter of the bank charges is under discussion between the FMA and NACC. The FMA considers that the way forward is to claim these charges from NACC as reimbursable expenses.


Yours faithfully



**C A Otolo**  
**Chief Executive Officer**

cc: The Permanent Secretary  
Ministry of Finance  
Treasury  
NAIROBI  
(Attn: Anne Kamau)

✓ cc: Director  
National Aids Control Council  
NAIROBI



REPUBLIC OF KENYA  
MINISTRY OF FINANCE



Telegraphic Address: 22921  
FINANCE - NAIROBI  
Telephone: 338111  
When replying please quote

THE TREASURY  
P.O. Box 30007  
NAIROBI  
KENYA

REF No. EA/FA 62/240/05/18(18)

June 8, 2004

The Permanent Secretary  
Ministry of Health  
Afya House  
Nairobi

✓ The Director  
National AIDS Control Council  
Chancery Building  
Valley Road  
Nairobi


Partner & Chief Executive Officer  
Ernst & Young  
Kenya-Re Towers, Upperhill  
Off Ragati Road  
P.O. Box 44286  
00100 Nairobi GPO  
Kenya

*See  
open file  
crossed out - FMA*

RE: The Financial Management Agency Contract Between The Government  
and Ernst and Young


I refer to a letter by Director National AIDs Control Council (NACC) of reference NACC/TA/3/17C dated 25<sup>th</sup> May 2004 forwarding the Financial Management Agency Contract of Ernst and Young for signature.

Enclosed herein, please find a duly signed copy of the Contract for your implementation.

  
Jackson Kinyanjui  
For: PERMANENT SECRETARY



Encl(s)



Kenya National Proposal to Address and Reduce the Impact of HIV/AIDS

Grant No. KEN-202-93-H-000: Global Fund, Kenya Program

AGREEMENT DATED 7<sup>th</sup> JUNE 2004


BETWEEN

THE GOVERNMENT OF KENYA, MINISTRY OF FINANCE

AND

ERNST & YOUNG

AGREEMENT FOR THE PROVISION OF SERVICES OF  
FINANCIAL MANAGEMENT AGENCY



THIS AGREEMENT is dated the 7<sup>th</sup> day of JUNE 2004

**BETWEEN** : THE GOVERNMENT OF KENYA, MINISTRY OF FINANCE as the Principal Recipient of the Global Fund Grant of Treasury Building, Harambee Avenue, P. O. Box 30007, Nairobi (hereinafter called "the Client") of the one part

**AND** : Ernst & Young as the Financial Management Agency (FMA) of Kenya- Re Towers, Upperhill Off Ragati Road PO Box 44286 00100 Nairobi GPO Kenya (hereinafter called "FMA")

IT IS HEREBY AGREED as follows:-

**1. APPOINTMENT**

- 1.1 The Client hereby appoints the FMA and the FMA accepts the appointment to perform services as detailed in the Letter of Acceptance and Terms of reference dated 27 February 2004 attached as Appendix A (hereinafter called the "TOR").
- 1.2 Subject to the provisions of clause 4, the FMA shall perform the Services during the period of 24 months from the date of signing of this contract.

**2. OBLIGATIONS OF THE FMA**


The FMA shall perform all its obligations under this contract (including the provision of the services) with all the necessary skills, diligence, efficiency and economy to satisfy generally accepted professional standards expected from experts.

**2.1 Sub contractors**

The FMA shall not assign any obligations under this contract to a third party.

**2.2 Personnel**

- 2.2.1 All members of the FMAs personnel shall be appropriately qualified, experienced and in a suitable physical condition so as to ensure that FMA complies with all the obligations under this contract.



2.2.2 No changes or substitutions may be made to members of the FMAs personnel identified as key personnel in the Technical and Financial Proposals for the financial management, disbursement and accounting services to Global Fund for Aids, Tuberculosis and Malaria submitted to the Joint Inter-Agency Co-ordination Committee through the Permanent Secretary, Ministry of Health, under the cover letter dated 5 September 2003 referenced 99999/25/pa/789

2.2.3 If the client considers any member of the FMA personnel unsuitable the FMA shall substitute such members as quickly as possible without direct or indirect charge to the client with a replacement acceptable to the client

2.2.4 The FMA is responsible for all the acts and omissions of the FMAs personnel and for the health, safety and security of such persons and their property.

### 3. CONTRACT PRICE

The Contract Price for the performance of the Services shall be, as detailed in the Financial Proposal of 5<sup>th</sup> September, 2004 Annex B, of US\$400,000.00. No expenditure may be incurred in excess of the contract price

### 4. PAYMENTS

4.1 Payment shall be made in accordance with the following schedule. All payment in this contract will be in US Dollars


(a) Upon signature of this Agreement, advance payment equivalent to 10% of the value of the contract against a Bank Guarantee from Barclays Bank of Kenya equal to the value of the advance payment.

(b) Payment shall be made by bank transfer to the bank accounts detailed below within 60 (sixty) days of the date of the FMA's invoice:

(c) Invoices should be submitted monthly in arrears

*For US \$ payments*

<b>Bank:</b>	BARCLAYS BANK OF KENYA	BARCLAYS PLAZA BRANCH
<b>SWIFT Code:</b>		BARCKENX
<b>Favour:</b>		ERNST & YOUNG
<b>Account No.</b>		5326786



4.2 The FMA will forecast all commitments entered into on behalf of the Client and advise the Client of forthcoming commitments in advance. These forecasts will be provided on a quarterly basis or more often as the situation demands. On the basis of these forecasts the Client will remit sufficient funds into the FMA's nominated NGO Project Account to finance approved NGO's Contracts.

5. **INDEMNITY**

Except where arising from the negligence of the Client or the Client's employees, the FMA shall indemnify the Client in respect of any costs or damages howsoever arising out of or related to breach of warranty or representation, contract or statutory duty, or tortious acts or omissions by the FMA or the FMAs personnel or any claims made against the Client by third parties in respect thereof.

6. **COPYRIGHT**

The copyright in all drawings reports calculations specifications and other similar documents provided by the FMA shall remain the property of the Client.

7. **CONFIDENTIALITY**

The Client and the FMA both undertake that they will not at any time divulge to any third party any confidential information in relation to other's affairs or business or method of carrying on business unless required by lawful government authority having jurisdiction over the applicable party.


8. **ACCESS AND AUDIT**

8.1 The FMA shall keep accurate and systematic accounts, files and records ("the Records"). The records shall clearly identify, among other things, the basis upon which invoices have been calculated and the FMA shall keep the Records throughout the duration of this Contract and for six years following its termination.

8.2 The FMA shall upon request provide the Client or its representatives including the Auditor General, unrestricted access to the records in order that the Records may be inspected and copied. The FMA shall co-operate fully in providing to the Client or its representatives answers to such enquiries as may be made about the Records.

9. **PUBLICATION**

The FMA may with the consent of and in conjunction with the Client publish any articles photographs or other illustration relating to the Services.



10. **CORRUPTION, COMMISSION AND DISCOUNTS**

The FMA warrants and represents to the Client that neither the Client nor any of the FMAs Personnel:

- (a) has given, offered or agreed to give or accepted, any gift or consideration of any kind as an inducement or reward for doing or forbearing to do or for having done or forborne to do any act in relation to the obtaining or execution of any contract or for showing or forbearing to show favour or disfavour to any person or entity in relation to any contract; or
- (b) has entered into any contract in connection with which commission has been paid or agreed to be paid or to the FMA or FMA's Personnel or on their behalf or their knowledge unless, before such contract was made, particulars of any such commission and of the terms of any agreement for the payment of such commission were disclosed in writing to the Client, whose written consent was subsequently given to such payment.

11. **CONFLICT OF INTEREST**

Neither the FMA nor any of the FMAs Personnel shall engage in any personal business or professional activity which conflicts with any of the obligations in relation to this Contract.

12. **INSURANCES**


The FMA shall maintain professional indemnity insurance cover of an amount not less than the contract price.

13. **FORCE MAJEURE**

For the purposes of this Agreement, "Force Majeure" means an event which is beyond the reasonable control of a party and which makes a party's performance obligations under the agreement impossible or so impractical as to be considered impossible under the circumstances.

The inability of a party to fulfil its performance obligations under this Agreement shall not be considered to be a breach of or default under this Agreement if such inability arises from an event of Force Majeure, provided that the party affected shall as soon as practicable inform in writing the other party about the circumstances of such an event.

Any period stated in this Agreement of completion of the Services shall be extended for a period equal to the time during which the FMA was unable to perform the Services as a result of Force Majeure provided that, lack of funds or insolvency shall not constitute an event of Force Majeure.



14. TERMINATION

14.1 The Client may terminate this Agreement by giving thirty (30) days written notice of termination in the event that: -


- (a) The FMA does not remedy a failure in the performance of its obligations under this Agreement within thirty (30) days after being notified in writing or within any further period as the Client may subsequently approve in writing; or
- (b) The FMA, becoming insolvent or bankrupt; or
- (c) As a result of Force Majeure the FMA is unable to perform a material portion of the Services for a period of not less than sixty (60) days.

14.2 The FMA may terminate this Agreement by giving thirty (30) days written notice of termination in the event that: -

- (a) The Client fails to pay any sums due under this Agreement within sixty (60) days of receiving written notice from the FMA that such sums are overdue; or
- (b) As a result of Force Majeure, the FMA is unable to perform a material portion of the Services for a period of not less than sixty (60) days.

14.3 Upon termination of this Agreement pursuant to clauses 14.1 and 14.2 the Client shall pay the FMA:-

- (a) Fees and expenses as detailed in Clause 4 for Services performed prior to the date of termination; and
- (b) Except in the case of termination in accordance with the provisions of clauses 14.1(a) and (b), reimbursement of reasonable costs committed or incurred relating to the prompt and orderly termination of this Agreement.



15. NOTICES

Any notices required to be given hereunder shall be given sufficiently if sent by registered or recorded delivery post or left at the principal office for the time being of the Client or FMA as appropriate. Any such notice shall be deemed to be served as at the time when the same is handed to or left at the address of the party to be served or if served by post on the tenth day (not being a week-end or public holiday) following the day of posting. The addresses of the client and FMA are as follows:

**Client:** The Government of Kenya  
Ministry of Finance  
Treasury Building  
P.O. Box 30007  
NAIROBI  
Telephone: 254-20-338111


**FMA:** Ernst & Young  
Certified Public Accountants  
Kenya-Rc Towers, Upperhill  
Off Ragati Road  
P.O. Box 44286  
00100 Nairobi GPO  
Telephone: 254-20-2715300  
Fax: 254-20-2716271

16. APPLICABLE LAW

This Agreement shall be interpreted exclusively in accordance with the laws of the Republic of Kenya.

17. VARIATIONS

No variation to the Services or the terms and conditions upon which the Services are provided shall apply unless both the Client and the FMA shall have first expressly accepted such variation in writing.



IN WITNESS whereof this Agreement has been entered into the day and year first above written

Signed for and on behalf of )  
THE CLIENT )

Name..... J. M. Oyula )

Witness )

Name..... W. P. Goso )

Witness )


Name..... DR. P. A. OKEKE )


Signed for and on behalf of )  
The FMA )

Name..... C. A. OTOLO )

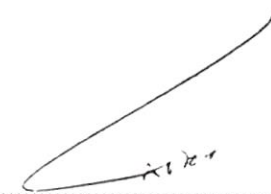
Witness )


Name..... )


  
Permanent Secretary, Treasury

  
Permanent Secretary, Ministry of Health


 20.5.04.  
Director, National AIDS Control Council

  
Partner & Chief Executive Officer, Ernst & Young

  
Authorized Signature, Ernst & Young



2. Global Fund Activities Ksh 205,641,917



**MINUTES OF THE MEETING HELD ON 26<sup>TH</sup> JANUARY 2006 BETWEEN NACC,  
GLOBAL FUND FMA, CONTROLLER AND AUDITOR GENERAL AT THE ERNST  
AND YOUNG OFFICES AT KENYA RE TOWERS**

**1.0 Present**

1. D. N. Munga - Global Fund - FMA Project Director
2. Wanjiku Macharia - Global Fund - FMA Programme Manager
3. Charles Kiage - Kenya National Audit Office (For Controller & Auditor General)
4. Beatrice Gathirwa - Ag. Deputy Director/F&A, NACC
5. Paul Ndungu - Finance Manager, NACC

**2.0 Agenda**

Main agenda for the meeting was to address the audit qualification appearing in the NACC Global Fund Project Accounts for 2004/05 FY.

Ms. B. Gathirwa circulated copies of the 2004/05 Audit Report for the Global fund Project being implemented by NACC. The Audit Report contains the following qualifications:

- (a) Disbursement of Kshs.205,641,917 by Ernst & Young as Global Fund – FMA to CBOs and NGOs could not be ascertained by the Controller and Auditor General. Hence the propriety of that expenditure, appearing in the 2004/05 NACC final accounts could not be confirmed.
- (b) There were no supporting documents for the Kshs.57,745,637/= balance of the total funds received by Global Fund- FMA as at 30<sup>th</sup> June 2005, and therefore the Controller and Auditor General could not confirm the accuracy of the advances.

She explained that it was necessary to call today's meeting with a view of finding ways of addressing the audit qualifications. Since the two qualifications relate directly to funds disbursed to the FMA and the records required by the auditors to verify the expenditure and the bank balances were kept by the FMA, the parties needed to agree on the way forward.

NACC was concerned that these issues were not raised in the Management Letter which would have given NACC time to clear, in order it to avoid the same appearing in the Final Audit Report.

### **3.0 Comments by Mr. Kiage (for Controller & Auditor General)**

- Noted that issues raised are not major.
- Referred to Terms of Reference between Treasury and Global Fund Financial Management Agency, i.e. clause 7, on matters of preparation of financial statements and audits by the FMA.

NACC explained that though the issues were not major as explained by the auditor, since the report was meant for other parties, especially the donors who may not rank it as so, it was necessary to clear the qualification. Since all explanations and supporting documents are available with the FMA; Nacc would prefer the verification be carried out as soon as possible and an audit certificate given for the component.

### **4.0 Discussion**

Mr Kiage brought to light that it is the responsibility of Ernst and Young to provide the financial statements for the operations of Ernst & Young as Global Fund FMA.

Agreed that Ernst & Young would avail the relevant documentation and statements for audit by Controller and Auditor General .

Noted that Ernst & Young is the FMA for the 3 components of Global Fund. They should therefore provide three separate statements for the 3 components. The hospital branch of Controller & Auditor General will cover the HIV/AIDS component.

Ernst & Young to provide financial statements relating to HIV/AIDS to Controller and Auditor General by 3<sup>rd</sup> February 2006. A copy to be provided to NACC. The audit to commence immediately thereafter and this will take about 2 weeks. By end of February 2006, a certificate will be issued by Controller and Auditor General.

Agreed also that for subsequent financial years the audits will be conducted on a timely basis and will start with the FMA so that by the time the Controller and Auditor General auditors get to NACC, the FMA audit will have been completed by Controller and Auditor General.

### **5.0 Other Matters**

#### **5.1 Half year reports to NACC**

Agreed that enhanced financial reports including the aging analysis for accountability of Implementing Organizations will be forwarded to NACC to facilitate better accountability by NACC to Global Fund. Currently, Ernst & Young are re-doing the financial reports for previous periods and will forward the same to NACC in February 2006. Mr. Ndungu pointed out that he had had a meeting with Mr. Wachira Mugo of Ernst & Young to comprehensively review the content of the Half-Year Report and this was agreed upon for implementation by Ernst & Young.

It was also agreed that Global Fund –FMA will henceforth be submitting 3 copies of the reports to NACC to the attention of

- Director,
- Deputy Director/Finance and Administration.
- Deputy Director/Coordination and Support.


## 5.2 Audit Reports for 2004/05 for Implementing Organizations

It was noted that NACC had written to FMA requesting them to facilitate in obtaining the 2004/05 Audit Reports and Accounts for implementing organizations. It was reported that Ernst & Young are following up on this and that the reports will be forwarded to NACC as soon as possible.

The meeting ended at 1.30 p.m.

Signed: .....  .....  
Paul Ndungu (Taking notes)

Confirmed: .....  .....  
B. Gathirwa – Ag. DD/F&A - NACC



**MINUTES OF THE MEETING HELD ON 25<sup>TH</sup> JANUARY 2006 WITH MR. KIAGE  
AT THE CONTROLLER AND AUDITOR GENERAL'S OFFICE AT THE NHIF  
BUILDING**

**1.0 Present**

1. Mr. Kiage Charles - Office of Controller & Auditor General
2. Beatrice Gathirwa - Ag. Deputy Director/F&A - NACC
3. Paul Ndungu - Finance Manager, NACC

- Raised the issue of Global Fund audit qualifications (FY 2004/05)
- Controller and Auditor General to audit Ernst & Young (i.e. their financial statements)
- Meeting between NACC, Ernst & Young and Controller and Auditor General to be convened tomorrow at 9.00 am. at Ernst & Young.

**2.0 Institutional audit**

- Kiage to forward management letter on Friday 27<sup>th</sup> January 2006.
- Draft to be ready by next week.

**3.0 Qualifications issues of 2003/04**

- Take necessary action as indicated in the Audit report.
- Document the action
- Write to the Controller and Auditor General to inform them that the issues have been addressed.
- Controller and Auditor General to verify the evidence.
- Controller and Auditor General to write to NACC on findings

Signed: .....



**Paul Ndungu (Taking notes)**

Confirmed: .....



**B. Gathirwa - NACC**



A REVIEW OF THE GLOBAL FUND ROUND 2 PHASE 1  
CIVIL SOCIETY COMPONENT

OCTOBER 2006

NATIONAL AIDS CONTROL COUNCIL

## List of Abbreviations and Acronyms.

CACC	Constituency AIDS Control Committee
CBO	Community Based Organization
CCM	Country Coordinating Mechanism
COBPAP	Community Based Programme Activity Report
CSO	Civil Society Organization
FBO	Faith Based Organization
HBC	Home Based Care
FMA	Financial Management Agency
GF	Global Fund
GFATM	Global Fund to fight HIV/AIDS, Tuberculosis and Malaria
KANCO	Kenya AIDS NGOs Consortium
KNASP	Kenya National HIV/AIDS Strategic Plan
M & E	Monitoring and Evaluation
MOF	Ministry of Finance
MOH	Ministry of Health
NACC	National AIDS Control Council
NASCOP	National HIV/AIDS and STI Control Program
NHIF	National Hospital Insurance Fund
NGO	Non Governmental Organization
NSSF	National Social Security Fund
OVC	Orphans and Vulnerable Children
PAYE	Pay- As- You- Earn
PLWHA	People Living with HIV and AIDS

## 1. INTRODUCTION

The Global Fund to fight AIDS, Tuberculosis and Malaria was created in January 2002 to attract, manage and disburse large amounts of additional financing to support locally driven strategies to combat the three pandemics. Kenya was successful in its application for the round 2 grant. The amount of money approved for Phase I (HIV/AIDS component) was US \$ 36,721,810 (Ksh. 2,809,218,465). However, only US\$ 26, 454,882 (Ksh. 2,023,798,473) were disbursed by Global Fund, representing 72 percent of the approved amount. Part of these proceeds, were earmarked for support of qualified NGOs, FBOs, Private sector and CBOs hereby referred to as CSOs. As at the end of phase 1 which was March 31, 2006; 29 project implementers had been funded through Global Fund HIV component to the tune of Ksh. 337,389,871 (US \$ 4, 410, 325).

Implementation of Round 2 phase 1 was faced with a lot of challenges; ranging from untimely disbursement of funds, lack of a monitoring and evaluation framework, tools to guide in monitoring and evaluation of programmes being undertaken by implementing agencies, and lack of clear roles of various agencies i.e. FMA, NACC, Ministry of Finance (The grant's principal recipient) and the Global Fund Country Coordinating Mechanism (CCM) Secretariat. Poor performance of the overall grant was sighted as the reason behind partial disbursement of the funds by the Global Fund. In a report by a consultant hired by Global Fund to review implementation of the grant in Kenya (Hatib report) it is stated that

*"The overall performance of the Kenya Global Fund program has been unsatisfactory and needs to be brought back on track as a matter of immediate urgency. Majority of the funds approved by the GF for Kenya remain un-disbursed and Grant implementation has come to a near complete halt. The risks to the Kenya program are very high; involving a potential loss*

*of over US\$120 million should the approved grants be suspended or cancelled”*

## 2. OVERVIEW OF ROUND 2 PHASE 1.

The funding of the implementers was initiated 2002 through the Round 2 call for proposal. A total of 164 CSOs proposals were submitted to CCM for funding consideration and CCM sought services of a consultant to assist in review and identification of proposals to be funded.

The review of the proposals focused on the specifications published in the call for the proposals and also ensured that the proposal addressed at least one of the objectives of the KNASP. Based on the criteria, 31 proposals qualified and were considered for funding during phase 1 of round 2. However, one implementer declined the offer while another one was disqualified after the FMA assessment leaving 29 implementers to be funded.

The round 2 total budget for NACC was US \$ 10,422,248 (Ksh 797,301,972) out of which US \$ 8, 500,000 (Ksh 650,000,000) was for the CSO component. However, only US \$ 5, 244, 017 (Ksh 409,000,000) was disbursed to NACC and US \$ 4, 410, 325 (Ksh 337,389,871) was subsequently disbursed to the FMA for onward disbursement to the CSOs .

During the implementation of phase 1 there were no tools for monitoring and evaluating as the National HIV and AIDS M&E framework had not been launched. This posed a challenge in monitoring and evaluation of the project activities. In absence of a monitoring and evaluation plan, the implementing organizations were expected to submit monthly technical reports to the contracted FMA.

## 2.1 Process of Disbursement of Funds

The funds for HIV and AIDS Civil Society component were disbursed to NACC by the Ministry of Finance. NACC in return disbursed funds to a Financial Management Agency (FMA); Ernst and Young which had been contracted by the CCM to assist in all aspects of financial management, disbursement and accounting related to the operations of the CSO component of the Global Fund for AIDS, TB and Malaria. It is important to mention that there neither existed a contract nor a memorandum of understanding between NACC and FMA. In the terms of reference for the FMA from MOF the only clause that touches on NACC states that FMA will perform;

*"Any other duties incidental to the above including quarterly consultative meetings between Ministry of Health, NACC, FMA, Ministry of Finance and the implementing NGOs as may from time to time be directed by the CCM to achieve efficiency and effectiveness in the implementation of GFATM programme support grants"*

NACC used to forward funds in tranches upon request by the FMA. The FMA in return disbursed the funds to implementers in cognisance of the individual CSO work plans and budgets which the FMA is also a custodian. The FMA only disbursed the funds to the implementers upon satisfactory accounting of previously disbursed funds by the implementers.

## 2.2 Civil Society Organizations Funded during Phase1.

Twenty nine (29) CSOs were funded during phase 1 of the round 2 grant. One of the implementers; KANCO was a consortium/ umbrella organization consisting of 34 sub implementers who were funded equally from the proceeds. Due to the slow disbursement of funds during phase 1, only eleven out of 29 CSOs received full funding for phase 1. The remaining 18 implementers had a large proportion of their activities not implemented. These were mainly implementers who had their activities spanning for a period of more than one year.

The table below shows the amount of money disbursed to CSOs in the different regions:

Province	Number of implementers	Amount disbursed Ksh.
National	5	167,486,533.70
Nairobi	7	58,636,143.00
South Rift	3	5,939,218.10
North Rift	4	30,282,586
Central	3	7,417,993.00
Nyanza	3	5,654,579.00
North Eastern	1	2,588,423.00
Western	1	1,530,438.00
Coast	1	7,682,610.00
Combined		
Suba, Kitui	1	5,512,260
Nakuru, Bondo, Kisii	1	11,101,470
Nairobi Mwingi.	1	3,638,474
Nairobi, Nyeri	1	19,940,947.00
Total	29	326,565,300.80

Most of funds were disbursed to implementers who were implementing at national level. It is clear that the distribution of implementers receiving funds was skewed but this can be explained by the fact that the call for proposals which was done nationally, seemed to attract many proposals from Nairobi. There is also a need to establish factors that may have led to some regions not submitting proposals.

### 3. METHODOLOGY

Due to lack of a clear monitoring and evaluation plan for the Global Fund activities, little is known about the effectiveness and impact of the fund.

Several gaps have also been identified such as;

- Non harmonization of the various reports (technical, financial and audit) generated by the CSOs during phase 1 implementation.
- Lack of information on Global Fund by the NACC council members, staff and most stakeholders.

NACC being the sub-recipient of the civil society component grant for HIV and AIDS set up a task force to review available documents and reports pertaining to Round 2 phase 1. The team was expected to come up with a consolidated report with recommendations on how to oversee implementation of the subsequent phase of funding.

The purpose of the review was therefore to:

1. Undertake a desk review of all relevant available documentation on Global Fund
2. Produce a report which:
  - Describes the current implementation status of HIV/AIDS activities by the civil society implementers of the global fund round 2 phase 1.
  - Makes general recommendations as to how future CSO identification for funding, implementation, reporting, monitoring and evaluation could be improved
  - Assesses the appropriateness of allocation of funds in relation to the approved and actual work plans.

This report therefore aims to achieve the following

- Contribute to a better understanding the implementation of global fund HIV/AIDS civil society component
- Provide recommendation of global fund civil society funding, monitoring and evaluation in future.

- Highlight key emerging issues arising during the implementation.

This report is therefore a synthesis of desk review of the listed reports;

1. Audit reports
2. Finance Management Agency reports
3. Technical reports submitted by implementing agencies and
4. Supervisory reports.

## 4. FINDINGS

This section presents the key emerging issues found after thematic analysis of technical reports, financial reports and audit reports. The first part presents the findings of technical reports while the second part highlights the findings from the financial and audit reports.

### 4.1 Performance Monitoring

The Civil Society Organizations receiving the Phase 1 grant were expected to prepare monthly reports detailing the activities they had carried out within that month. These were to be submitted to the FMA together with the financial accountability statements for that month.

### 4.2 Technical Reports

The Global Fund Accounting and Reporting Procedures Handbook states that: The CSOs were expected to report in order to communicate on the progress and status of implementation of the project and provide complete and adequate justification for reported project expenditure. Each of the implementing organizations was therefore expected to provide a project report/ Technical report in the format given.

The implementers submitted the technical reports to the FMA which were later forwarded to NACC. In their reporting the implementers were supposed to list

- All main planned and actual activities undertaken during the implementing period.
- Any approved amended activities that were carried out. This covers changes to previously planned project activities such as approved new activities or delays in scheduled activities
- Variances to the planned outputs and an explanation of where performance has exceeded or is lower than the expected
- Challenges and actions taken to overcome these challenges

- Impact to date on beneficiaries including examples of observed and verifiable changes that have occurred as a result of project interventions to date

#### 4.2.1 Issues arising from the Technical Reports

The team looked at the technical reports and using a matrix tried to compare the approved work plans versus the activities carried out. The issues that emerged from technical and supervisory reports which were carried out jointly by NACC and FMA during implementation of phase 1 are:

- Most of the implementers did not implement all the activities as specified in their work plans with majority sighting delays in disbursement of funds as the main reason behind this.
- Not all implementers used the given format; it therefore became very difficult to make a comparison of performance between implementers.
- Some captured only the activities they had carried out without quantifying their outputs.
- Some of the organizations gave the project outcomes other than the outputs without description of the methodology used in measuring the outcome.
- Some of the organizations gave their outputs cumulatively over the implementation period while others gave for only the implementation period. This could be a pointer that the reporting format was not understood by the implementers.
- Not all organizations have so far submitted all their reports and there were no controls to ensure that reports are submitted in a timely manner.

- Groups carried out activities which were not in the original work plan yet there was no specific letter of approval from the funding agent to authorize the change
- Most of the activities were on training, procuring and distribution of condom
- In some instances the projects implemented the activities in a different location other than the one indicated in the approved work plan
- While most implementers included training as one of their activities, the curriculum used during the trainings was not be verified.
- Disagreements and internal wrangles between partners caused delay in implementation
- In most instances lack of proper records of original entry was sighted as a challenge. Collaborative evidence to verify the activities was therefore almost impossible.
- Failure to match the real need of the recipient community to the project activities was sighted in most cases. Very few CSOs carried out a need analysis before project design hence most of the activities were based on the implementer perceived needs.
- Some organizations received support from various partners hence the possibility of double reporting. It is therefore difficult to attribute the outputs to Global Fund support.
- In the reporting format there was no expenditure tied to each activity hence a cost effective analysis could not be done.

- There were very few implementers who involved or consulted their respective CACCs during the implementation of the activities
- Procuring of condoms despite presence of free ones from MOH was very common and this was in premise that the free condoms are of inferior quality. It therefore beats the logic behind the government procurement of condoms if the implementers will be seen to advocate against their use.
- The definition of what constitutes a HBC kit was not clear and it varied among the implementers. In some instances blankets and clothing were referred to as HBC kits
- Training curricula was not standardized and there was no guidance from NACC or NASCOP in most instances
- No clear guidance on the percentage of the grant that was used on fixed assets, human resource and other management issues. In some situations purchase of equipments was among the major activities of the implementers and no reference was made to the beneficiaries of the services out of those assets. The purchase of assets especially by commercial enterprises therefore raises questions of how the greater general public will benefit from them after the funding period.
- There was no clear information on selection of persons trained and their link or input to the community.
- Most of the CSOs are dependant on the Global Fund grant raising the issue of sustainability

#### 4.2.2 Lessons Learnt.

- Lack of a supervisory tool and carrying out of routine supervisory visits makes it very hard to verify the information given or the activities carried out.
- There is little involvement of beneficiaries in the project since most CSOs did not carry out a needs assessment.
- Lack of clear guidance on the reporting format and capacity of the CSOs led to poor reporting.
- Some organizations received support from various partners. It is therefore possible that the outputs reported can not be attributed to Global Fund only.

#### 4.2.3 Recommendations

- In future all implementers should liaise with the respective CACCs in their area of operation. This will ensure that the information provided can be verified by the CACCs and supervision can be carried out during implementation.
- There should be standardization of HBC kits and the curricula used for training stakeholders
- CSOs implementing clinical related activities should always liaise with the Ministry of Health /NASCOP
- In compliance with the three ones principle, the implementers should report performance through the COBPART tool which is already in operation.
- Train CSOs on one reporting system which also shows the funds spent for each activity. It should be agreed if the report will be monthly or quarterly, cumulative or specific for that particular period.

- There is need for frequent spot checks and visits to the CSO implementation sites for supervision and consultation
- All future capacity building for CSOs e.g. on M&E, financial management, programmatic reporting should be carried out in consultation with NACC.
- There should be clear guidance on the proportion of the grant that can be used on fixed assets, human resource and other management issues.

#### 4.2.4 Strengths

- The CSOs focused on various target groups namely; OVCs, in and out of school youth, widows, commercial sex workers, the pastoralist community, institutions of learning, the physically challenged and PLWHA.

#### 4.3 Financial and Audit Reports.

In accordance with the State Corporation Act, CAP 446, NACC is required to have its records and accounts for each financial year audited by the Controller and Auditor General. The sub-components implemented directly by NACC are audited directly by the Controller and Auditor General. NACC is required to have its records and accounts for each financial year audited in accordance with appropriate auditing principles consistently applied by independent auditors acceptable to the donor. Reports from such auditors are required to be submitted to the Global Fund after the end of each financial year.

As regards the CSOs sub-component, the Controller and Auditor General cannot audit it directly as it involves organisations outside the Government system, that is, CBOs, NGOs, private sector organisations, etc.

The funding of the CSOs sub-component in this 1<sup>st</sup> Phase of the Project commenced in November 2004 and this forms the 1<sup>st</sup> review report on the CSOs sub-component of the project. NACC was requested by the Ministry of Finance to commission Private Auditors to carry out the audit of the CSOs sub-component for the period from the inception of Phase 1 round 2 of the Global Fund project which was November 2004 to the closing period of phase 2 which was 31<sup>st</sup> March 2006. This was done in agreement with the Kenya National Audit Office (KENAO) since their audit reports are relied upon by the Controller and Auditor General for the audit of the overall project. The Audit firms were to sign contracts with NACC and were expected to conduct the audit exercise on all funded project implementers in accordance with the International Standards of Auditing (ISA).

It was with this background that NACC, through tender no. 010/2005/2006 titled "Request for proposal for external auditors of the civil society component of the Global Fund (HIV/AIDS component) programme in Kenya" advertised for interested auditors to apply for the same. 7 Auditors were selected namely:

1. Kinyori & Associates
2. Osoro & Company
3. Wachira Irungu & Associates
4. Ngari & Associates
5. Kihunyu Mungai & Associates
6. Maina Itote & Associates
7. Kigathi & Associates

Each of these Auditors was given specific groups to audit and report on. The auditors produced audit reports for each of the groups that they audited. The financial period covered in the audit reports spans across 2003 to 31<sup>st</sup> March 2006. It is these audit reports and additional financial reports received from the FMA that were analysed to come up with the findings produced under this section of the report. The findings, recommendations and emerging issues are subsequently listed below.

#### 4.3.1 Issues arising from the Audit reports

- *Inadequate/poor accounting procedures:* It was noted that most of the implementers had very poor accounting procedures. This was evidenced by accounting lapses like unstamped vouchers, cheque payments without support documents, poor record keeping, unsystematic filing etc. This can result into unauthorised expenditures, loss of audit trail, fraud and double payments etc.
- *Conflict of interest:* The NGOs project Coordinators and Directors provided consultancy, counselling and facilitation services to their own organisations. This created a situation where services were not provided at optimal cost as there was no competitive bidding. Further, this can lead to a situation where the service provided is below acceptable quality since there is no independent quality assurance control.

- *Expenditures outside the budget:* It was noted that some implementers incurred expenditure over and above the approved amounts and/or completely outside the approved budget. This can lead to unauthorised and irrelevant expenditures as well as misappropriation of funds without over emphasizing the danger of possible fraud.
- *Transfer of assets:* Some implementers had acquired some assets i.e. motor vehicles and motor cycles whose ownership had not been transferred to the organisations over one year down the line. There is the looming danger that the organisations don't actually own the asset and in the event of an accident or loss the organisations cannot claim compensation.
- *Failure to comply with statutory requirements:* It was found out that some organisations were not complying with tax laws especially on deduction and remission of PAYE and Withholding Tax. They also did not remit statutory deductions like NSSF and NHIF. This could lead to the organisations being surcharged and penalised at the expense of the project.
- *Lack of clear operational policies:* Some implementers were conducting their operational activities without clear guidelines/ policies. This leads to a situation where activities are conducted in an ad hoc manner and this makes control over those activities and their cost implications very difficult. At the same time, guaranteed achievement of target objectives is very difficult.
- *Failure to comply with FMA accounting requirements:* It was noted that some organisations prepared their reports in formats other than that recommended by the FMA. This is likely to render such reports incompatible in the compilation of the projects overall report.

- *Issue of loans and advances to the staff.* Some organisations were advancing loans to their staff from the project funds. The likely danger is that advances may never be repaid and some activities may lag behind when such advances are not repaid in time.
- *Lack of physical address.* Some organisations could not be physically located during the external audit. It was therefore difficult to assess their activities for the final evaluation of the project. Verification of acquired assets with project funds became impossible.
- *Non documentation of deliberations.* In some instances minutes for meetings held were not documented. This made it difficult to establish whether activities were implemented according to agreed deliberations.

#### 4.3.2 Other Emerging Issues

- *Withholding of funds by the FMA vis-à-vis the FMA request of funds from NACC:* Ideally, the FMA is supposed to request for funds from NACC after receiving and vetting work plans from implementing NGOs. The FMA should therefore only request for funds that they will remit to the implementers.
- *Budget overruns by the organisations.* The budget overruns are common in most of the implementing organisations and therefore the FMA should state the extent of these overruns and also closely monitor funds expenditure and budget compliance.
- *The role of the FMA vis-à-vis questionable expenses by the organisations, conflict of interest, expenditures outside the budget e.t.c.* The FMA continued to disburse funds to the CSOs even in cases where there was outright evidence of conflict of interest, questionable expenditure and expenditures outside the budget. This brings into question the duty of the

FMA in ensuring that project funds are utilised in the most economical and efficient manner.

- *Conflict between the observations as represented in the management letter and the audit opinion:* There are cases where the observations raised in the management letters do not support the audit opinion. This raises questions on the quality of the audit conducted.
- *Capital expenditures:* It has been noted that some organisations have acquired capital assets whose economic life goes beyond the project life from project funds. There are no proper guidelines on how these assets will be treated after the expiry of the project.
- *Too much expenditure on non-core community activities:* Some implementers have focussed too much on non core activities at the expense of core community activities targeted in the project.

#### 4.3.3 Recommendations

- The implementers should focus more on core community activities since that is the major target of the project.
- The capacity of the implementers to account for funds and record transactions should be enhanced through needs assessment and training. Further, the bigger NGOs should recruit qualified accountants to manage their project finances.
- The management and project Coordinators in the implementing organisations should refrain from direct involvement in terms of service provision since their main role is Coordination. This will ensure that quality service is provided to the organisations at optimal cost.

- The organisations that have bought vehicles and motorcycles should make sure that the same are transferred to them within the shortest time possible. Further, they should make sure that these assets are adequately insured.
- Monitoring of project expenditure on a continuous basis should be done to ensure that the expenditures conform to the budget ceilings. Any budget overrun should receive prior approval.
- Organisations that spend project funds outside the project activities should refund such expenditure amounts and where the expenditure is included in the returns they should be disallowed.
- Organisations should document all proceedings of their meetings concerning the project and ensure such records are properly kept. This will ensure that the resolutions made are based on documented deliberations for authenticity.
- The implementers should comply with all taxation and statutory requirements in force at any time. This will make them avoid unnecessary penalties and surcharge that 'eat' into the project funds available for community activities.
- Proper and adequate operational guidelines should be developed and instituted to ensure that activities are conducted in compliance with set procedures. This will ensure uniformity and consistency to allow for proper control over the activities to be exercised.
- For CSOs that gross financial malpractices and conflict of interest were identified no further funding is recommended. This includes CSOs that incurred budget overruns.

- A meeting should be held between NACC and the FMA to address issues highlighted in regard to disbursement of funds to the CSOs.
- The FMA should only request for funds that they will disburse to the implementing organisations immediately. In cases where the implementers have not complied with the disbursement requirements, the FMA should resolve such issues with the implementers before requesting for funds from NACC.


## 5. CONCLUSION AND WAY FORWARD.

The team finally came up with the following conclusion and the way forward.


- Despite the absence of a clear monitoring and evaluation plan for the project, the fund did make a positive contribution in prevention, treatment and support and mitigation of social economic impact of HIV and AIDS.
- The implementers work plans for Phase 2 year 3 should be evaluated and revisions done where appropriate before more funds are disbursed. This is in order to align them with KNASP priorities and COBPAP. (The team recommended that this be done by an independent consultant)
- All implementers should report using the COBPAP forms in addition to a reporting template which will cover all activities carried out by the implementer.
- There is a need for capacity building of the funded implementers in areas of reporting, report writing and accounting for funds
- Frequent supervisory visits should be made during implementation.

- In future the audit firms should provide a comprehensive report on their findings.
- Some of the implementers fully depend on the Global Fund grant thus closed down due to delay in release of funds. There is therefore need to carry out an assessment of the capacity such CSOs before subsequent funds are disbursed. The issue of sustainability of CSOs also needs to be addressed.
- An evaluation of CSOs that are reported to have fully implemented all their activities should be carried out.

3. **Outstanding Imprests.**



		<b>WAD Advance</b>	
	<b>Customer</b>	<b>Name</b>	<b>Balance Outstanding</b>
1	KMA	Kenya Medical Association	160,000.00
2	DC BARINGO	DC Baringo	50,000.00
3	DC BOMET	DC Bomet	50,000.00
4	DC BUNGOMA	DC Bungoma	50,000.00
5	DC BURETI	DC Bureti	50,000.00
6	DC BUSIA	DC Busia	50,000.00
7	DC BUTERE	DC Butere	50,000.00
8	DC EMBU	DC Embu	254.00
9	DC GARISSA	DC Garissa	50,000.00
10	DC HOMA BAY	DC Homa Bay	50,000.00
11	DC IJARA	DC Ijara	1,000.00
12	DC KIRINYAGA	DC Kirinyaga	50,000.00
13	DC KISUMU	DC Kisumu	50,000.00
14	DC KWALE	DC Kawale	50,000.00
15	DC LAIKIPIA	DC Laikipia	493.80
16	DC LAMU	DC LAMU	50,000.00
17	DC LUGARI	Dc Lugari	50,000.00
18	DC MACHAKOS	DC Machakos	50,000.00
19	DC MANDERA	DC Mandera	50,000.00
20	DC MARSABIT	DC Marsabit	50,000.00
21	DC MBEERE	Dcc Mbeere	50,000.00
22	DC MERU CENTRAL	Dc Meru	50,000.00
23	DC MERU SOUTH	DC Meru South	62.00
24	DC MIGORI	DC MIGORI	50,000.00
25	DC MOYALE	DC Moyale	50,000.00
26	DC MT ELGON	DC Mt Elgon	2.00
27	DC MURANG'A	DC Muran'ga	50,000.00
28	DC MWINGI	DC Mwingi	50,000.00
29	DC NYANDO	DC Nyando	50,000.00
30	DC NYERI	DC NYERI	50,000.00
31	DC SAMBURU	DC Samburu	308.20
32	DC SIAYA	DC Siaya	2,580.00
33	DC TESO	DC Teso	50,000.00
34	DC TRANSAMARA	DC TRANSMARA	50,000.00
35	DC TRANSNZOIA	DC Transnzoia	50,000.00
36	DC TURKANA	DC Turkana	50,000.00
37	DC UASIN GICHU	DC Uasin Gichu	50,000.00
38	DC WEST POKOT	DC West Pokot	50,000.00
39	PC CENTRAL	PC Central	20,000.00
40	PC NAIROBI	PC NAIROBI	397,000.00
41	PC NORTH EASTER	PC NORTH EASTERN	20,000.00
42	PC NYANZA	PC Nyanza	20,000.00
43	PC RIFT VALLEY	PC RIFT VALLEY	20,000.00
44	PC WESTERN	PC WESTERN	20,000.00
		<b>Balance as per Control Account</b>	<b>2,161,700.00</b>





OFFICE OF THE PRESIDENT  
**NATIONAL AIDS CONTROL COUNCIL**

Telephone: Nairobi 2715109/2715144  
Fax No. 2711231  
When replying please quote

The Chancery Building  
6th Floor, Valley Road  
P.O. Box 61307  
NAIROBI

Ref: NACC/P/4/3

7<sup>th</sup> November 2005

The District Commissioner  
Kitui District  
P.O. Box 1  
**KITUI**

**RE: ACCOUNTING FOR KAJIADO DTC OPERATION FUNDS**

National AIDS Control Council has been advancing its units (including District Technical Committees - DTCs, formerly known as District AIDS Control Committees – DACCs) funds for operations and other HIV/AIDS activities as a matter of routine. These units are expected to account for the advanced funds as per normal Government regulations. The accounting officers for DTCs (or former DACCs) are District Development Officers (DDOs).

The Kajiado DTC was advanced a total of Kshs 165,000/- by NACC in the period 2001-2002 which remains unaccounted to-date. The current Kajiado DDO in a letter Ref: DACC/KJD/5/5/106 dated 21/10/05 has indicated that his predecessor was transferred to Kitui District in the same capacity, before accounting for the NACC funds. Having received advances from NACC, the DTC like any other beneficiary of such funds is expected to account for the same through expenditure returns. Failure to do so denies them a chance to receive subsequent disbursements.

The Kajiado DTC didn't receive this quarter's disbursement as a result of the unaccounted funds. This is therefore to request for your assistance in having the former Kajiado DDO, now stationed at Kitui, account for the outstanding funds in order to enable NACC to continue disbursing funds to Kajiado DTC.

Your immediate action will be highly appreciated.


Paul Ndung'u  
For: **Director**

cc.

District Development Officer  
Kajiado District  
P.O. Box 357  
**KAJIADO**

District Commissioner  
Kajiado District  
P.O. Box 1  
**KAJIADO**

HIV/AIDS





Alloys



218



OFFICE OF THE PRESIDENT  
 MINISTRY OF STATE FOR SPECIAL PROGRAMMES  
**NATIONAL AIDS CONTROL COUNCIL**

Telephone: 020 - 2896000 / 2715144 / 2711261  
 Hotline: 020 - 313000  
 Toll-Free: 0800 720007  
 Fax No. 020 - 2711072 / 2711231  
 E-mail: communication@nacc.or.ke  
 Website: www.nacc.or.ke

Landmark Plaza  
 8th and 9th Floor  
 Argwings Kodhek Road  
 P.O. Box 61307 - 00200  
 NAIROBI

*When replying please quote:*

Ref. No: NACC//FIN/2/3

Date: October 2, 2012

Inspector-General (Corporations)  
 Office of the Prime Minister  
 Inspectorate of State Corporations  
 P. O. BOX 54457 - 00200  
 NAIROBI

Attn: Jane Weru

**RE: UN-ACCOUNTED ADVANCES FOR FIELD OPERATIONS AT THE DISTRICT LEVEL**

We refer to your request for information on the action taken by the NACC Management as regards the above subject.

Please find the attached letters, dated April 11 and September 2, 2011 sent to the Ministry of State for Planning, National Development and Vision 2030 seeking facilitation to recover un-accounted funds from District Development Officers who have not accounted for the same as per the schedules provided. We shall next week do a second reminder to the PS, Planning, National Development and Vision 2030 on the same.

Many thanks for your continued support in the response to HIV and AIDS in Kenya.

Yours sincerely,

Prof. Alloys S. S. Orago, MBS  
**DIRECTOR**

Encl

*Working towards a HIV Free Society*



National AIDS Control Council is ISO 9001:2008 Certified





OFFICE OF THE PRESIDENT  
MINISTRY OF STATE FOR SPECIAL PROGRAMMES  
**NATIONAL AIDS CONTROL COUNCIL**

Telephone: 020 - 2896000 / 2715144 / 2711261  
Hotline: 020 - 313000  
Toll-Free: 0800 720007  
Fax No. 020 - 2711072 / 2711231  
E-mail: communication@nacc.or.ke  
Website: www.nacc.or.ke

Lan dmark Plaza  
8th and 9th Floor  
Arg wings Kodhek Road  
P.O. Box 61307 - 00200  
NAIROBI

*When replying please quote:*

Ref. No: NACC/FIN/2/3

Date: March 27, 2013

The Permanent Secretary,  
Ministry of State for National Planning,  
Development and Vision 2030,  
P.O. Box 30007,  
NAIROBI.


Attention: Director of Planning

RE: ACCOUNTABILITY OF OFFICE OPERATION FUNDS DISBURSED TO  
DISTRICT DEVELOPMENT OFFICERS

This is in reference to our letters Ref.No. NACC/FIN/2/3 dated April 11, 2011 and  
September 2, 2011 on the above subject. (copies attached)

We would like to make a polite reminder to inform you that we have not been furnished  
with a response on the progress made so far.

We look forward to your support to enable us to update our accountability records  
accordingly.



Kamuren Dennis K.  
For: DIRECTOR

CC:

The Permanent Secretary  
Ministry of State for Public Service  
P.O. Box 30510,  
NAIROBI.

*Working towards a HIV Free Society*

The Inspector General (Corporations),  
Inspectorate of State Corporations,  
Office of the Prime Minister,  
P.O. Box 54457-00200,  
NAIROBI.

The Permanent Secretary,  
Ministry of State for Special Programmes,  
Comcraft House,  
NAIROBI.



OFFICE OF THE PRESIDENT  
MINISTRY OF STATE FOR SPECIAL PROGRAMMES  
**NATIONAL AIDS CONTROL COUNCIL**

Telephone: 020 - 2896000 / 2715144 / 2711261  
Hotline: 020 - 313000  
Toll-Free: 0800 720007  
Fax No. 020 - 2711072 / 2711231  
E-mail: communication@nacc.or.ke  
Website: www.nacc.or.ke

Landmark Plaza  
8th and 9th Floor  
Argwings Kodhek Road  
P.O. Box 61307 - 00200  
NAIROBI

*When replying please quote:*

Ref: NACC/FIN/2/3

Date: September 2, 2011

The Permanent Secretary,  
Ministry of State for Planning, National  
Development and Vision 2030,  
Treasury Building,  
NAIROBI.

Attention: Director of Planning

**RE: ACCOUNTABILITY OF OFFICE OPERATION FUNDS DISBURSED TO  
DISTRICT DEVELOPMENT OFFICERS**

This is in reference to our letter Ref. NACC/FIN/2/3 dated April 11, 2011 on the above subject (copy attached).


Please note that you have not furnished us with a response on the progress made so far. We would appreciate to receive a response, to enable us update our accountability records accordingly, and to determine any further action.

Thank you for your support in the fight against HIV and AIDS.

Prof. Alloys S. S. Orago  
DIRECTOR

*Working towards a HIV Free Society*

**niSha!**  
National AIDS Control Council is ISO 9001:2008 Certified





OFFICE OF THE PRESIDENT  
MINISTRY OF STATE FOR SPECIAL PROGRAMMES  
**NATIONAL AIDS CONTROL COUNCIL**

Telephone: 020 - 2896000 / 2715144 / 2711261  
Hotline: 020 - 313000  
Toll-Free: 0800 720007  
Fax No. 020 - 2711072 / 2711231  
E-mail: communication@nacc.or.ke  
Website: www.nacc.or.ke

Landmark Plaza  
8th and 9th Floor  
Argwings Kodhek Road  
P.O. Box 61307 - 00200  
NAIROBI

*When replying please quote:*

Ref: NACC/FIN/2/3

Date: September 2, 2011

The Permanent Secretary,  
Ministry of State for Planning, National  
Development and Vision 2030,  
Treasury Building,  
NAIROBI.

Attention: Director of Planning

RE: ACCOUNTABILITY OF OFFICE OPERATION FUNDS DISBURSED TO  
DISTRICT DEVELOPMENT OFFICERS

This is in reference to our letter Ref. NACC/FIN/2/3 dated April 11, 2011 on the above  
subject (copy attached).

Please note that you have not furnished us with a response on the progress made so  
far. We would appreciate to receive a response, to enable us update our accountability  
records accordingly, and to determine any further action.

Thank you for your support in the fight against HIV and AIDS.

Prof. Alloys S. S. Orago  
DIRECTOR

*Working towards a HIV Free Society*

Handwritten mark

1

file



OFFICE OF THE PRESIDENT

**NATIONAL AIDS CONTROL COUNCIL**

Telephone: 020 - 2896000 / 2715144 / 2711261  
Hotline: 020 - 313000  
Toll-Free: 0800 720007  
Fax No. 020 - 2711072 / 2711231  
E-mail: [communication@nacc.or.ke](mailto:communication@nacc.or.ke)  
Website: [www.nacc.or.ke](http://www.nacc.or.ke)

Landmark Plaza  
8th and 9th Floor  
Argwings Kodhek Road  
P.O. Box 61307 - 00200  
NAIROBI

*When replying please quote:*

Our Ref: NACC/FIN/2/3  
Date: April 11, 2011

The Permanent Secretary,  
Ministry of State for Planning,  
National Development and Vision 2030  
Treasury Building,  
P.O. Box 30050,  
NAIROBI

Att. Director of Planning

**RE: ACCOUNTABILITY OF OFFICE OPERATION FUNDS DISBURSED TO DDOs:**

District Development Officers (DDOs) play a very important role in the fight against HIV and AIDS at the District Level throughout the country. They inter alia, ensure that HIV and AIDS is mainstreamed in the district development programmes. It is for this reason that the NACC supports funding them with (Ksh.90,000.00 per quarter for office operations) to enhance their service delivery.

Please note that the majority of DDOs have not accounted for the advances given to them and those who have done so, their returns had inadequately supported and therefore unreviewable.

The National AIDS Control Council disbursed Office Operational funds to 148 DDOs in August 11, 2009 amounting to Ksh.13, 032,000.00 (Thirteen Million thirty two thousands only) through our decentralized structures. To date the total eligible expenditure received from the DDOs is Ksh.6,893,264.40 leaving unaccounted balance of Ksh.6,138,735.60 as summarized in the attached list of TOWA Balances.

**STOP AIDS!**

The DDOs are rarely available for planned training meetings meant to update their skills on how to account for the disbursed office operations funds. Consequently they end up forwarding returns which cannot be applied to the approved expenditure schedule.

The purpose of this communication is therefore to seek your facilitation to recover the un accounted funds from those who have not done so as per our enclosed schedules. Please help us recover or enforce accountability for those funds before the current financial year closes on June 30, 2011.

Thank you for your support in the fight against HIV and AIDS.

A handwritten signature in black ink, appearing to read 'Alloys S. S. Orago', with some scribbles and a horizontal line above the name.

Prof. Alloys S. S. Orago  
DIRECTOR

## TOWA SAP BALANCES


No.	Name of DTC	PROVINCE	DDO'S NAME	PERSONAL NUMBER	Total Advances-On 11/08/09	Total Expenses	Customer Balance
01	Muranga North	Central	Samuel Gachoya	85093020	60,000.00		60,000.00
02	Muranga North	Central	Purity Njuguna	2003035839	30,000.00		30,000.00
03	Kitinyaga	Central	Mbugua J.N	2008036241	90,000.00		90,000.00
04	Kitambu West	Central	David K Mbui	2006067995	90,000.00		90,000.00
05	Thika	Central	Samuel Koskey	92017441	60,000.00		60,000.00
06	Thika	Central	Tabitha Wanjiru	2008036359	30,000.00		30,000.00
07	Gatundu	Central	Peter Wanjama	2005002976	90,000.00		90,000.00
08	Nyandarua South	Central	Joseph Karuma	2006068420	90,000.00		90,000.00
09	Muranga South	Central	Elijah O Kimiro	95028857	90,000.00		90,000.00
10	Nyeri South	Central	Kirwa Lalei	2006068153	90,000.00	63,529.00	26,471.00
11	Kitambu East	Central	David K Mbui	2006067995	90,000.00		90,000.00
	<b>TOTAL</b>				<b>810,000.00</b>	<b>63,529.00</b>	<b>746,471.00</b>

No.	Name of DTC	PROVINCE	DDO'S NAME	PERSONAL NUMBER	Total Advances-On 11/08/09	Total Expenses	Customer Balance
1	Nairobi East	Nairobi	Cosmas M. Muli	1997011246	90,000.00	48,081.00	41,919.00
2	Nairobi North	Nairobi	Ruth K. Kitonyi	2006068179	90,000.00	48,081.00	41,919.00
	<b>TOTAL</b>				<b>180,000.00</b>	<b>96,162.00</b>	<b>83,838.00</b>


  

No.	Name of DTC	PROVINCE	DDO'S NAME	PERSONAL NUMBER	Total Advances-On 11/08/09	Total Expenses	Customer Balance
1	Kisumu West	Nyanza	David Waga	2006068624	90,000.00	85,564.00	4,436.00
2	Kisii Central	Nyanza	Job Otiwa	2006068385	90,000.00	82,989.00	7,011.00
3	Kisii South	Nyanza	Penuel Ondienge	2008035457	90,000.00	82,514.00	7,486.00
4	Rairua	Nyanza	Judith Oiyango	2008036194	90,000.00	81,775.00	8,225.00
5	Kisumu East	Nyanza	Margaret Ouma	2006068365	90,000.00	74,495.00	15,505.00
6	Masaba	Nyanza	Simon Mungai	2008035520	90,000.00	68,329.00	21,671.00
7	Gucha South	Nyanza	Peterson Nyaketi	2008035562	90,000.00	60,400.00	29,600.00
8	Nyando	Nyanza	Zachariah Onchera	199528831	90,000.00	51,530.00	38,470.00
9	Gucha	Nyanza	Moses O. Otieno	2008036186	45,000.00	-	45,000.00
10	Gucha	Nyanza	Edward Mavugi	95028815	45,000.00	-	45,000.00
11	Homa Bay	Nyanza	Lazarus Onyancha	95028750	90,000.00	45,000.00	45,000.00
13	Bondo	Nyanza	Alexander Muthyo	2005003621	90,000.00	32,250.00	57,750.00
14	Bondo	Nyanza	Robina K. John	2008035758	90,000.00	-	90,000.00
15	Kuria East	Nyanza	Ronald Odiambo	2006068307	90,000.00	-	90,000.00
17	Manga	Nyanza	Taubman Olang	2008036089	90,000.00	-	90,000.00
18	Migori	Nyanza	Tom Maruti	2006068454	90,000.00	-	90,000.00
19	Rachinoyu	Nyanza	Andrew Njogu	2006068161	90,000.00	-	90,000.00
20	Rongo	Nyanza	Sylvester Juma	2006068501	90,000.00	-	90,000.00
21	Siaya	Nyanza	Jackson Otieno	2005002918	90,000.00	-	90,000.00
22	Suba	Nyanza	Maluku Mwangi	2005047879	90,000.00	-	90,000.00
	<b>TOTAL</b>				<b>1,710,000.00</b>	<b>664,846.00</b>	<b>1,045,154.00</b>



No.	Name of DTC	PROVINCE	DDO'S NAME	PERSONAL NUMBER	Total Advances-On 11/08/09	Total Expenses	Customer Balance
01	Buteere	Western	Jacob Muma	2008033499	90,000.00	89,955.00	45.00
02	Teso	Western	Thomas Musandu	2005003003	90,000.00	89,700.00	300.00
03	Kakamega Central	Western	Margaret kongi	1990028975	90,000.00	86,000.00	4,000.00
04	Haniisi	Western	William Sigua	2008033415	90,000.00	78,575.00	11,425.00
05	Bungoma West	Western	Mathews Tsuna	2006068187	90,000.00	73,500.00	16,500.00
06	Bungoma North	Western	Kennedy Lumbe	2008033619	90,000.00	68,755.00	21,245.00
07	Sumia	Western	Dan Abasa	1987004140	90,000.00	57,500.00	32,500.00
08	Bungoma South	Western	David Soransora	2008033473	45,000.00	11,650.00	33,350.00
09	Bungoma South	Western	Boniface Agoro	2005047845	45,000.00	-	45,000.00
10	Vihiga	Western	Evans Lokabel	2008033392	90,000.00	36,895.00	53,105.00
11	Mt. Elgon	Western	Francis Mutei	95012652	90,000.00	34,650.00	55,350.00
	TOTAL				900,000.00	627,180.00	272,820.00

No.	Name of DTC	PROVINCE	DDO'S NAME	PERSONAL NUMBER	Total Advances-On 11/08/09	Total Expenses	Customer Balance
01	Lakipia East	South Rift	CHARLES N. NDUNGU	96012717	87,000.00	72,360.00	14,640.00
02	Kericho	South Rift	LEAH J. CHUMBA	2008033512	87,000.00	72,129.00	14,871.00
03	Nakuru North	South Rift	STANLUS MAKAU MATHEKA	2010056095	87,000.00	69,335.00	17,665.00
04	Narok North	South Rift	KWENDO DENIS	2010056970	87,000.00	63,680.00	23,320.00
05	Bomet	South Rift	LINUS NGENO	2008086055	87,000.00	51,360.00	35,640.00
06	Samburu North	South Rift	DANIEL OKELELE	2010054742	87,000.00	50,000.00	37,000.00
07	Lakipia West	South Rift	JOSEPH MWANGI KAMAU	2008086093	87,000.00	50,000.00	37,000.00
08	Kajiado Central	South Rift	SARAH M. KIOI	2005002879	87,000.00	47,781.00	39,219.00
09	Naiyasha	South Rift	GITAH JAMES	20100056744	87,000.00	44,500.00	42,500.00
10	Sotik	South Rift	RONALD RONO K.	2008033685	87,000.00	44,000.00	43,000.00
11	Nakuru DTC	South Rift	THOMAS OSANO	2006098137	87,000.00	42,510.00	44,490.00
12	Transmara	South Rift	SAMUEL M. MUKINDIA	96015058	87,000.00	40,500.00	46,500.00
13	Samburu Central	South Rift	KENRICK O. AYOT	2010056710	87,000.00	30,500.00	56,500.00
14	Molo	South Rift	CYRUS M. KAHIGA	2008033652	87,000.00	-	87,000.00
15	Kipkeion	South Rift	RONALD MIYOGG OKONGO	2008086640	87,000.00	-	87,000.00
16	Buret	South Rift	DOMINIC YEGON	2010055243	87,000.00	-	87,000.00
17	Loitotok	South Rift	DOUGLAS MACHARLA	2008086014	87,000.00	-	87,000.00
18	Samburu East	South Rift	JOEL M. MUYANGA	2006002861	87,000.00	-	87,000.00
19	Narok South	South Rift	JOSEPH M. GIKONYO	2010054768	87,000.00	-	87,000.00
	TOTAL				1,653,000.00	678,755.00	974,245.00



No.	Name of DTC	PROVINCE	DDO'S NAME	PERSONAL NUMBER	Total Advances-On 11/08/09	Total Expenses	Customer Balance
U1	East Pokot	North Rift	Samson K. Kiprono (CACC)	1995060663			
U2	Trans Nzoia East	North Rift	Veronica M. Mwangi	2006068470	90,000.00	86,386.00	3,614.00
U3	Turkana Central	North Rift	Norman Muraya	2006068616	90,000.00	67,000.00	23,000.00
U4	Turkana North	North Rift	Joseph K. Keter (Cacc)	35054872	90,000.00	64,700.00	25,300.00
U5	Nandi Central	North Rift	Sally Yagan	2005002853	90,000.00	54,500.00	35,500.00
U6	Wareng	North Rift	Michael Ndolo	2008036500	90,000.00	51,990.00	38,010.00
U7	Eldoret East	North Rift	Charles K. Rutto	2006067979	90,000.00	50,000.00	40,000.00
U8	Marakwet	North Rift	Martine Wekesa	097014456	90,000.00	49,840.00	40,160.00
U9	Turkana South	North Rift	Hosman Chesaro	2008035693	90,000.00	48,625.00	41,375.00
U10	Baringo Central	North Rift	Mathew K. Musyoka	2005002798	90,000.00	32,200.00	57,800.00
U11	Baringo North	North Rift	Kiprono Kosgei	2008035994	90,000.00	24,160.00	65,840.00
U12	North Pokot	North Rift	Gladys Kinyua	95012686	90,000.00	-	90,000.00
U13	Pokot Central	North Rift	Nicholas Kiamba	2008035643	90,000.00	-	90,000.00
U14	Pokot West	North Rift	Gladys Kinyua	95012686	90,000.00	-	90,000.00
U15	Nandi East	North Rift	Nyandieka Mokua	2005003605	90,000.00	-	90,000.00
U16	Nandi South	North Rift	Nelly Jepkemboi	2008036291	90,000.00	-	90,000.00
U17	Kwanza	North Rift	Ben Rutto	2006067945	90,000.00	-	90,000.00
	TOTAL				1,890,000.00	889,401.00	1,000,599.00

NO	Name of DTC	PROVINCE	DDO'S NAME	PERSONAL NUMBER	Total Advances-On 11/08/09	Total Expenses	Customer Balance
U1	Kwale	Coast	Peter M. Silas				
U2	Taita	Coast	Philip K. Musyoka	2006068284	90,000.00	89,800.00	200.00
U3	Tana Delta	Coast	Ezekiel G. Manyara	2005002968	45,000.00	43,500.00	1,500.00
U4	Malindi	Coast	Fidhelis Mwaniki	2005003037	90,000.00	87,660.00	2,340.00
U5	Mombasa	Coast	Bonface K. Ngigi	2005047853	45,000.00	38,856.90	6,143.10
U6	Kinango	Coast	Jane W. Githui	2005003118	45,000.00	38,773.00	6,227.00
U7	Lamu	Coast	Richard Mwarema	2008036152	90,000.00	80,696.00	9,304.00
U8	Tana River	Coast	Timothy W. Kamau	1992046474	90,000.00	78,000.00	12,000.00
U9	Kilindini	Coast	Milcah Chepkoech	2006068488	90,000.00	73,155.00	16,845.00
U10	Kilifi	Coast	Fidhelis Mwaniki	2008035960	90,000.00	67,606.00	22,394.00
U11	Msambweni	Coast	Robert W. Garonga	2005047853	45,000.00	-	45,000.00
U12	Kaloleni	Coast	Paul O. Onyango	2005003215	90,000.00	42,200.00	47,800.00
U13	Taveta	Coast	Benjamin Odago	2006068535	90,000.00	37,460.00	52,540.00
	TOTAL			2006067953	945,000.00	709,471.90	280,528.10



No.	Name of DTC	PROVINCE	DDO'S NAME	PERSONAL NUMBER	Total Advances-On 11/08/09	Total Expenses	Customer Balance
01	Gabatula	Eastern	Muide Nzau	2008035627	90,000.00	89,700.00	300.00
02	Maara	Eastern	John M. Njiru	2008035449	90,000.00	89,699.00	301.00
03	Tharaka	Eastern	Bonface Muti Lova	2006067961	90,000.00	88,000.00	2,000.00
04	Kibwezi	Eastern	Karanga Wajigi	2008035863	90,000.00	87,586.00	2,414.00
05	Marsabit	Eastern	Alfahad Omwenga	2008036013	90,000.00	85,000.00	5,000.00
06	Mbeere North	Eastern	Grace Mutini	1995012660	90,000.00	72,000.00	18,000.00
07	Mwali	Eastern	Faithi Makuu	2008035651	90,000.00	71,475.00	18,525.00
08	Moyale	Eastern	James Githahi	2008036063	90,000.00	70,999.00	19,100.00
09	Chabbi	Eastern	David Saransora	2008035473	90,000.00	58,500.00	31,500.00
10	Laisamis	Eastern	Richard Cheret	2008035910	90,000.00	58,425.00	31,575.00
11	Mbooni East	Eastern	Anne Mutua	2008035388	90,000.00	57,500.00	32,500.00
12	Limoni North	Eastern	Raphael N. Ndiani	2005003639	90,000.00	48,000.00	42,000.00
13	Makueni	Eastern	Stephen Mbugo	2006068195	90,000.00	45,500.00	44,500.00
14	Kyuso	Eastern	Patrick M. Mugo	2008035805	90,000.00	45,000.00	45,000.00
15	Iment South	Eastern	Kera Muthoni	2006068056	90,000.00	41,000.00	49,000.00
16	Meru South-Chuka	Eastern	Duke Gekara	1991027613	90,000.00	37,700.00	52,300.00
17	Machakos	Eastern	Julius K. Kitunda	2005002887	90,000.00	33,520.00	56,480.00
18	Nzau	Eastern	Maina G.C	2008035601	90,000.00	33,472.00	56,528.00
19	Mwingi	Eastern	Martin M. Kinya	2005002231	90,000.00	28,000.00	62,000.00
20	Kangundo	Eastern	Evelyn Bengel	2008036306	90,000.00	20,000.00	70,000.00
21	Yatta	Eastern	Dickson K. Muriira	2005002926	90,000.00	18,000.00	72,000.00
22	Tigania West	Eastern	Peter Chabari	2008036233	90,000.00	10,000.00	80,000.00
23	Kilui South	Eastern	Pius Mutinya	2005003192	90,000.00	90,000.00	90,000.00
24	Embu East	Eastern	Anne Muthamia	1987001192	90,000.00	90,000.00	90,000.00
25	Meru Central	Eastern	Leah Mainigi	2008036110	90,000.00	90,000.00	90,000.00
26	Igembe South	Eastern	Edwin Njue	1995012856	90,000.00	90,000.00	90,000.00
27	Isiolo	Eastern	Stephen Njaramba	2005004075	90,000.00	90,000.00	90,000.00
	<b>TOTAL</b>				<b>2,520,000.00</b>	<b>1,278,977.00</b>	<b>1,241,023.00</b>

No.	Name of DTC	PROVINCE	DDO'S NAME	PERSONAL NUMBER	Total Advances-On 11/08/09	Total Expenses	Customer Balance
1	Fafi	North Eastern	Silas Oure	2008035813	90,000.00	85,000.00	5,000.00
2	Lideta	North Eastern	Erastus Karuki	2008035936	90,000.00	84,600.00	5,400.00
3	Wajir-West	North Eastern	Reuben Kipchumba	2008035504	90,000.00	84,408.50	5,591.50
4	Mandera-West	North Eastern	Wilson Nanga	2008036275	90,000.00	80,880.00	9,120.00
5	Garissa	North Eastern	Ag. Silas Oure	2008035813	90,000.00	80,200.00	9,800.00
6	Mandera-East	North Eastern	Samuel Nguliu	2010054946	90,000.00	74,570.00	15,430.00
7	Mandera-Central	North Eastern	Dunald Matumani	2008036217	90,000.00	71,715.00	18,285.00
8	Jijira	North Eastern	Rashid Mwangi	2006068404	90,000.00	66,900.00	23,100.00
9	Wajir-South	North Eastern	Boniface Otieno	2005020479	90,000.00	13,250.00	76,750.00
10	Wajir-East	North Eastern	Peter Mutwa	2006068218	90,000.00	22,000.00	68,000.00
11	Wajir-North	North Eastern	Abubakar Abdi	201055683	90,000.00	90,000.00	90,000.00
	<b>TOTAL</b>				<b>990,000.00</b>	<b>663,523.50</b>	<b>348,476.50</b>
	<b>GRAND TOTAL</b>				<b>11,598,000.00</b>	<b>5,623,764.40</b>	<b>6,044,235.60</b>

N/B: NAMES OF THE DDOs WHO HAVE FULLY ACCOUNTED FOR THE FUNDS ARE NOT INCLUDED.





PL/13



270



OFFICE OF THE PRESIDENT  
 MINISTRY OF STATE FOR SPECIAL PROGRAMMES  
**NATIONAL AIDS CONTROL COUNCIL**

Telephone: 020 - 2896000 / 2715144 / 2711261  
 Hotline: 020 - 313000  
 Toll-Free: 0800 720007  
 Fax No. 020 - 2711072 / 2711231  
 E-mail: communication@nacc.or.ke  
 Website: www.nacc.or.ke

Landmark Plaza  
 8th and 9th Floor  
 Argwings Kodhek Road  
 P.O. Box 61307 - 00200  
 NAIROBI



When replying please quote:

Ref. No: NACC/FIN/2/3

Date: March 27, 2013

The Permanent Secretary,  
 Ministry of State for National Planning,  
 Development and Vision 2030  
 P.O. Box 30007,  
 NAIROBI.

Attention: Director of Planning

RE: ACCOUNTABILITY OF OFFICE OPERATION FUNDS DISBURSED TO  
 DISTRICT DEVELOPMENT OFFICERS

This is in reference to our letters Ref.No. NACC/FIN/2/3 dated April 11, 2011 and  
 September 2, 2011 on the above subject. (copies attached)

We would like to make a polite reminder to inform you that we have not been furnished  
 with a response on the progress made so far.

We look forward to your support to enable us to update our accountability records  
 accordingly.

Kamuren Dennis K.  
 For: DIRECTOR

CC:

The Permanent Secretary  
 Ministry of State for Public Service  
 P.O. Box 30510,  
 NAIROBI.

① DDF&A

Please provide an  
 update of this document  
 urgently for follow up  
 as sought by Inspectorat

⑤ Director of State Corporations

See the attached balances  
 DDORs updated  
 for your further actions

AS 2012

29/4/2013

② HF

See ① and action  
 expeditiously  
 29/4/13

④


④ DDF&A  
 4099 balances  
 attached  
 30/4/13

318

③

Simiyu

Provide the current status of  
 the DDOR's reports  
 29/4/13





OFFICE OF THE PRESIDENT  
MINISTRY OF STATE FOR SPECIAL PROGRAMMES  
**NATIONAL AIDS CONTROL COUNCIL**

Telephone: 020 - 2896000 / 2715144 / 2711261  
Hotline: 020 - 313000  
Toll-Free: 0800 720007  
Fax No. 020 - 2711072 / 2711231  
E-mail: communication@nacc.or.ke  
Website: www.nacc.or.ke

Landmark Plaza  
8th and 9th Floor  
Argwings Kodhek Road  
P.O. Box 61307 - 00200  
NAIROBI

*When replying please quote:*

Ref: NACC/FIN/2/3

Date: September 2, 2011

The Permanent Secretary,  
Ministry of State for Planning, National  
Development and Vision 2030,  
Treasury Building,  
NAIROBI.

Attention: Director of Planning

RE: ACCOUNTABILITY OF OFFICE OPERATION FUNDS DISBURSED TO  
DISTRICT DEVELOPMENT OFFICERS

This is in reference to our letter Ref. NACC/FIN/2/3 dated April 11, 2011 on the above  
subject (copy attached).

Please note that you have not furnished us with a response on the progress made so  
far. We would appreciate to receive a response, to enable us update our accountability  
records accordingly, and to determine any further action.

Thank you for your support in the fight against HIV and AIDS.

Prof. Alloys S. S. Orago  
DIRECTOR

*Working towards a HIV Free Society*





OFFICE OF THE PRESIDENT

## NATIONAL AIDS CONTROL COUNCIL

Telephone: 020 - 2896000 / 2715144 / 2711261  
Hotline: 020 - 313000  
Toll-Free: 0800 720007  
Fax No. 020 - 2711072 / 2711231  
E-mail: [communication@nacc.or.ke](mailto:communication@nacc.or.ke)  
Website: [www.nacc.or.ke](http://www.nacc.or.ke)

Landmark Plaza  
8th and 9th Floor  
Argwings Kodhek Road  
P.O. Box 61307 - 00200  
NAIROBI

*When replying please quote:*

Our Ref: NACC/FIN/2/3  
Date: April 11, 2011

The Permanent Secretary,  
Ministry of State for Planning,  
National Development and Vision 2030  
Treasury Building,  
P.O. Box 30050,  
NAIROBI

Att. Director of Planning

**RE: ACCOUNTABILITY OF OFFICE OPERATION FUNDS DISBURSED TO DDOs:**

District Development Officers (DDOs) play a very important role in the fight against HIV and AIDS at the District Level throughout the country. They inter alia, ensure that HIV and AIDS is mainstreamed in the district development programmes. It is for this reason that the NACC supports funding them with (Ksh.90,000.00 per quarter for office operations) to enhance their service delivery.

Please note that the majority of DDOs have not accounted for the advances given to them and those who have done so, their returns had inadequately supported and therefore unreviewable.

The National AIDS Control Council disbursed Office Operational funds to 148 DDOs in August 11, 2009 amounting to Ksh.13, 032,000.00 (Thirteen Million thirty two thousands only) through our decentralized structures. To date the total eligible expenditure received from the DDOs is Ksh.6,893,264.40 leaving unaccounted balance of Ksh.6,138,735.60 as summarized in the attached list of TOWA Balances.

**STOP AIDS!**



DTCs Advances  
As at 30th March 2011.  
Figures in Kshs

## TOWA SAP BALANCES

No.	Name of DTC	PROVINCE	DDO'S NAME	PERSONAL NUMBER	Total Advances-On 11/08/09	Total Expenses	Customer Balance
01	Murang'a North	Central	Samuel Gichoya	85093020	60,000.00		60,000.00
02	Murang'a North	Central	Purity Njuguna	2003035839	30,000.00		30,000.00
03	Kirinyaga	Central	Mbugua J.N	2008036241	90,000.00		90,000.00
04	Kisumu West	Central	David K. Mbuti	2006067995	90,000.00		90,000.00
05	Thika	Central	Samuel Koskey	92017441	60,000.00		60,000.00
06	Thika	Central	Tabitha Wanjira	2008036259	30,000.00		30,000.00
07	Gatundu	Central	Peter Mwangi	2005002976	90,000.00		90,000.00
08	Nyandarua South	Central	Joseph Karume	2006068420	90,000.00		90,000.00
09	Murang'a South	Central	Elijah O. Kiaro	95028857	90,000.00		90,000.00
10	Nyeri South	Central	Kirwa Lelai	2006068153	90,000.00	63,529.00	26,471.00
11	Kisumu East	Central	David K. Mbuti	2006067995	90,000.00		90,000.00
	<b>TOTAL</b>				<b>810,000.00</b>	<b>63,529.00</b>	<b>746,471.00</b>

No.	Name of DTC	PROVINCE	DDO'S NAME	PERSONAL NUMBER	Total Advances-On 11/08/09	Total Expenses	Customer Balance
1	Nairobi East	Nairobi	Cosmas M. Muih	1997011246	90,000.00		90,000.00
2	Nairobi North	Nairobi	Ruth K. Kitiyo	2006068179	90,000.00	48,081.00	41,919.00
	<b>TOTAL</b>				<b>180,000.00</b>	<b>48,081.00</b>	<b>131,919.00</b>

No.	Name of DTC	PROVINCE	DDO'S NAME	PERSONAL NUMBER	Total Advances-On 11/08/09	Total Expenses	Customer Balance
1	Kisumu West	Nyanza	David Waga	2006068624	90,000.00	85,564.00	4,436.00
2	Kisii Central	Nyanza	Jobi Othman	2006068585	90,000.00	82,989.00	7,011.00
3	Kisii South	Nyanza	Penuel Onditanga	2008035457	90,000.00	82,514.00	7,486.00
4	Rarieda	Nyanza	Judith Onyango	2008036194	90,000.00	81,775.00	8,225.00
5	Kisumu East	Nyanza	Margaret Ouma	2006068365	90,000.00	74,495.00	15,505.00
6	Massaba	Nyanza	Simon Mungai	2008035520	90,000.00	68,329.00	21,671.00
7	Gucha South	Nyanza	Peterson Nyaken	2008035562	90,000.00	60,400.00	29,600.00
8	Nyando	Nyanza	Zechariah Onchera	199528831	90,000.00	51,530.00	38,470.00
9	Gucha	Nyanza	Moses O. Otheng	2008036186	45,000.00		45,000.00
10	Gucha	Nyanza	Edward Mavogi	95028815	45,000.00		45,000.00
11	Homa Bay	Nyanza	Lazarus Oiyancha	95028750	90,000.00	45,000.00	45,000.00
12	Bondo	Nyanza	Alexander Muthyo	2005003621	90,000.00	32,250.00	57,750.00
13	Borabu	Nyanza	Robina K. John	2008034758	90,000.00		90,000.00
14	Kuria East	Nyanza	Ronald Odhiambo	2006068307	90,000.00		90,000.00
15	Manga	Nyanza	Taubinan Oding	2008036089	90,000.00		90,000.00
16	Mijori	Nyanza	Tom Maruti	2006068454	90,000.00		90,000.00
17	Ruchoniyo	Nyanza	Andrew Njugu	2006068161	90,000.00		90,000.00
18	Rong'o	Nyanza	Sylvester Juma	2006068501	90,000.00		90,000.00
19	Siaya	Nyanza	Jackson Oieno	2005002918	90,000.00		90,000.00
20	Suba	Nyanza	Maiuku Mwangela	2005047879	90,000.00		90,000.00
	<b>TOTAL</b>				<b>1,710,000.00</b>	<b>664,846.00</b>	<b>1,045,154.00</b>



No.	Name of DTC	PROVINCE	DDO'S NAME	PERSONAL NUMBER	Total Advances-On 11/08/09	Total Expenses	Customer Balance
01	Butere	Western	Jacob Muma	2008033499	90,000.00	89,955.00	45.00
02	Teso	Western	Thomas Misando	2005003003	90,000.00	89,700.00	300.00
03	Kakamega Central	Western	Margaret Kong	1990028975	90,000.00	86,000.00	4,000.00
04	Hamisi	Western	William Sigua	2008033415	90,000.00	78,575.00	11,425.00
05	Bungoma West	Western	Mathew Tsimbe	2006068187	90,000.00	73,500.00	16,500.00
06	Bungoma North	Western	Kennedy Lumbe	2008033619	90,000.00	68,755.00	21,245.00
07	Sumia	Western	Den Abbas	1987004140	90,000.00	57,500.00	32,500.00
08	Bungoma South	Western	Daudi Soransote	2008033473	45,000.00	11,650.00	33,350.00
09	Bungoma South	Western	Boniface Ayoro	2005047845	45,000.00	-	45,000.00
10	Vihiga	Western	Evans Loishel	2008033392	90,000.00	36,895.00	53,105.00
11	Mt. Elgon	Western	Francis Mittem	95012652	90,000.00	34,650.00	55,350.00
	TOTAL				900,000.00	627,180.00	272,820.00

No.	Name of DTC	PROVINCE	DDO'S NAME	PERSONAL NUMBER	Total Advances-On 11/08/09	Total Expenses	Customer Balance
01	Laikipia East	South Rift	CHARLES INYUNGU	95012717	87,000.00	72,360.00	14,640.00
02	Kericho	South Rift	LEAHY CHUMBA	2008035512	87,000.00	72,129.00	14,871.00
03	Nakuru North	South Rift	STANIS MUKAU MATHIKA	2010056095	87,000.00	69,335.00	17,665.00
04	Narok North	South Rift	KWENDO DENIS	2010056870	87,000.00	63,680.00	23,320.00
05	Bomet	South Rift	LINUS INGENO	2008036055	87,000.00	51,360.00	35,640.00
06	Samburu North	South Rift	DANIEL OKUBIE	2010054742	87,000.00	50,000.00	37,000.00
07	Laikipia West	South Rift	JOSEPH MWANGI KAWAU	2008036053	87,000.00	50,000.00	37,000.00
08	Kajiado Central	South Rift	SARAH M. KIOI	2010056744	87,000.00	47,781.00	39,219.00
09	Naivasha	South Rift	OTTAH JAMES	2005002879	87,000.00	44,600.00	42,400.00
10	Sotik	South Rift	RONALD RONOK	2008035585	87,000.00	44,000.00	43,000.00
11	Nakuru DTC	South Rift	THOMAS OSANO	2006088187	87,000.00	42,510.00	44,490.00
12	Transmara	South Rift	SAMUEL MUKINDIA	95015088	87,000.00	40,500.00	46,500.00
13	Samburu Central	South Rift	KENRICK AYOT	2010056710	87,000.00	30,500.00	56,500.00
14	Molo	South Rift	CYRUS MATHIGA	2008035952	87,000.00	-	87,000.00
15	Kipkeon	South Rift	RONALD NYOGI OKONGO	2006068640	87,000.00	-	87,000.00
16	Buret	South Rift	DOMINIC EGON	2010055243	87,000.00	-	87,000.00
17	Loitokok	South Rift	DOUGLAS MACHARIA	2006068014	87,000.00	-	87,000.00
18	Samburu East	South Rift	JOELIM MUYANGA	2005002891	87,000.00	-	87,000.00
19	Narok South	South Rift	JOSEPH MUKONYO	2010054768	87,000.00	-	87,000.00
	TOTAL				1,653,000.00	678,755.00	974,245.00



No.	Name of DTC	PROVINCE	DDO'S NAME	PERSONAL NUMBER	Total Advances-On 11/08/09	Total Expenses	Customer Balance
01	East Pokot	North Rift	Samson K. Kiprono (CACC)	1995060663	90,000.00	86,386.00	3,614.00
02	Trans Nzoia East	North Rift	Veronica M. Mwangi	2006068470	90,000.00	67,000.00	23,000.00
03	Turkana Central	North Rift	Norman Karaya	2006068616	90,000.00	64,700.00	25,300.00
04	Turkana North	North Rift	Joseph K. Keter (CACC)	85054872	90,000.00	54,500.00	35,500.00
05	Nandi Central	North Rift	Sally Yegan	2005002853	90,000.00	51,990.00	38,010.00
06	Waring	North Rift	Michael Ndoto	2008036500	90,000.00	50,000.00	40,000.00
07	Eldoret East	North Rift	Charles K. Ruto	2006067979	90,000.00	49,840.00	40,160.00
08	Marakwet	North Rift	Martine Wakesa	097014456	90,000.00	48,625.00	41,375.00
09	Turkana South	North Rift	Hosman Chesaro	2008035693	90,000.00	32,200.00	57,800.00
10	Baringo Central	North Rift	Mathew K. Musyoka	2005002798	90,000.00	24,160.00	65,840.00
11	Baringo North	North Rift	Kliprom Kosgei	2008035994	90,000.00	-	90,000.00
12	North Pokot	North Rift	Glady's Kiryua	95012686	90,000.00	-	90,000.00
13	Pokot Central	North Rift	Nicholas Kiamba	2008035643	90,000.00	-	90,000.00
14	Pokot West	North Rift	Glady's Kiryua	95012686	90,000.00	-	90,000.00
15	Nandi East	North Rift	Nyandeki Mokuja	2005003605	90,000.00	-	90,000.00
16	Nandi South	North Rift	Nelly Sepkembot	2008036291	90,000.00	-	90,000.00
17	Kwanza	North Rift	Ben Ruto	2006067945	90,000.00	-	90,000.00
	TOTAL				1,890,000.00	889,401.00	1,000,599.00


NO	Name of DTC	PROVINCE	DDO'S NAME	PERSONAL NUMBER	Total Advances-On 11/08/09	Total Expenses	Customer Balance
01	Kwale	Coast	Peter M. Sitas	2006068284	90,000.00	89,800.00	200.00
02	Taita	Coast	Philip K. Musyoka	2005002968	45,000.00	43,500.00	1,500.00
03	Tana Delta	Coast	Ezekiel O. Mwangi	2005003037	90,000.00	87,660.00	2,340.00
04	Malindi	Coast	Fidheli Vwani	2005047853	45,000.00	38,856.90	6,143.10
05	Mombasa	Coast	Boniface K. Ngigi	2005003118	45,000.00	38,773.00	6,227.00
06	Kinango	Coast	Jane W. Githui	2008036152	90,000.00	80,696.00	9,304.00
07	Lamu	Coast	Richard Mwirima	1992046474	90,000.00	78,000.00	12,000.00
08	Tana River	Coast	Timothy W. Kamau	2006068488	90,000.00	73,155.00	16,845.00
09	Kilindini	Coast	Michael Chepkoech	2008035960	90,000.00	67,606.00	22,394.00
10	Kilifi	Coast	Fidheli Vwani	2005047853	45,000.00	-	45,000.00
11	Misambweni	Coast	Robert W. Githiga	2005003215	90,000.00	42,200.00	47,800.00
12	Kaloleni	Coast	Paul O. Onyango	2006068535	90,000.00	37,460.00	52,540.00
13	Taveta	Coast	Benjamin Odigo	2006067953	90,000.00	31,765.00	58,235.00
	TOTAL				945,000.00	709,471.90	280,528.10



No.	Name of DTC	PROVINCE	DDO'S NAME	PERSONAL NUMBER	Total Advances-On 11/08/09	Total Expenses	Customer Balance
01	Gabatula	Eastern	Mufie Nzau	2008033627	90,000.00	89,700.00	300.00
02	Māara	Eastern	John W. Njenu	2008033499	90,000.00	89,699.00	301.00
03	Tharaka	Eastern	Boniface Muli Lova	2008035791	90,000.00	88,000.00	2,000.00
04	Kibwezi	Eastern	Karanga Wangi	2008033883	90,000.00	87,586.00	2,414.00
05	Marsabit	Eastern	Alfaxad Omwengi	2008036013	90,000.00	85,000.00	5,000.00
06	Mbeere North	Eastern	Grace Muimi	1995012660	90,000.00	72,000.00	18,000.00
07	Mwala	Eastern	Faithi Makau	2008033651	90,000.00	71,475.00	18,525.00
08	Moyale	Eastern	James Githabi	2008036063	90,000.00	70,900.00	19,100.00
09	Chalbi	Eastern	David Saransora	2008035473	90,000.00	58,500.00	31,500.00
10	Laisamis	Eastern	Richter Ghege	2008035910	90,000.00	58,425.00	31,575.00
11	Mbooni East	Eastern	Anne Mittee	2008035888	90,000.00	57,500.00	32,500.00
12	Imenti North	Eastern	Raphael N. Njunt	2005003639	90,000.00	48,000.00	42,000.00
13	Makueni	Eastern	Stephen Mbogo	2006088195	90,000.00	45,500.00	44,500.00
14	Kyuso	Eastern	Patrick M. Mugo	2008035895	90,000.00	45,000.00	45,000.00
15	Imeni South	Eastern	Kega Muthoni	2006080356	90,000.00	41,000.00	49,000.00
16	Meru South-Chuka	Eastern	Duke Gekaa	2008032331	90,000.00	37,700.00	52,300.00
17	Machakos	Eastern	Julius K. Kitunda	2005002887	90,000.00	33,520.00	56,480.00
18	Nzau	Eastern	Mains O.C	1991027613	90,000.00	33,472.00	56,528.00
19	Mwingi	Eastern	Martin M. Kinya	2005003231	90,000.00	28,000.00	62,000.00
20	Kangundo	Eastern	Evelyn Bengel	2008036306	90,000.00	20,000.00	70,000.00
21	Yatta	Eastern	Dickson K. Mutiri	2005002926	90,000.00	18,000.00	72,000.00
22	Tigania West	Eastern	Peter Chabari	2008032331	90,000.00	10,000.00	80,000.00
23	Kiuli South	Eastern	Pius Mutisya	2005003192	90,000.00	-	90,000.00
24	Embu East	Eastern	Anne Muthamba	1987001192	90,000.00	-	90,000.00
25	Meru Central	Eastern	Leah Maingi	2008036110	90,000.00	-	90,000.00
26	Igembe South	Eastern	Edwin Njue	1995012856	90,000.00	-	90,000.00
27	Isiolo	Eastern	Stephen Njaramba	2005004075	90,000.00	-	90,000.00
	TOTAL				2,520,000.00	1,278,977.00	1,241,023.00

No.	Name of DTC	PROVINCE	DDO'S NAME	PERSONAL NUMBER	Total Advances-On 11/08/09	Total Expenses	Customer Balance
1	Fafi	North Eastern	Silas Ojire	2008035813	90,000.00	85,000.00	5,000.00
2	Lydara	North Eastern	Erasus Kanola	2008035936	90,000.00	84,600.00	5,400.00
3	Wajir-West	North Eastern	Reuben Kipchumba	2008035504	90,000.00	84,408.50	5,591.50
4	Mandera-West	North Eastern	Wilson Njanga	2008036275	90,000.00	80,880.00	9,120.00
5	Garissa	North Eastern	Ag. Silas Ojire	2008035813	90,000.00	80,200.00	9,800.00
6	Mandera-East	North Eastern	Samuel Njirau	2010054946	90,000.00	74,570.00	15,430.00
7	Mandera-Central	North Eastern	Donald Matumani	2008036217	90,000.00	71,715.00	18,285.00
8	Ijara	North Eastern	Rashid Mwigi	2006068404	90,000.00	66,900.00	23,100.00
9	Wajir-South	North Eastern	Boniface Otieno	2005004079	90,000.00	13,250.00	76,750.00
10	Wajir-East	North Eastern	Peter Mulwa	2006068218	90,000.00	22,000.00	68,000.00
11	Wajir-North	North Eastern	Abubakar Abd	201035683	90,000.00	-	90,000.00
	TOTAL				990,000.00	663,523.50	348,476.50
	GRAND TOTAL				11,598,000.00	5,623,764.40	6,044,235.60

N/B: NAMES OF THE DDOs WHO HAVE FULLY ACCOUNTED FOR THE FUNDS ARE NOT INCLUDED.





266

OFFICE OF THE PRESIDENT  
MINISTRY OF STATE FOR SPECIAL PROGRAMMES  
**NATIONAL AIDS CONTROL COUNCIL**

Telephone: 020 - 2896000 / 2715144 / 2711261  
Hotline: 020 - 313000  
Toll-Free: 0800 720007  
Fax No. 020 - 2711072 / 2711231  
E-mail: communication@nacc.or.ke  
Website: www.nacc.or.ke

Landmark Plaza  
8th and 9th Floor  
Argwings Kodhek Road  
P.O. Box 61307 - 00200  
NAIROBI

*When replying please quote:*

Ref: NACC/FIN/2/3

Date: September 2, 2011

The Permanent Secretary,  
Ministry of State for Planning, National  
Development and Vision 2030,  
Treasury Building,  
NAIROBI.

Attention: Director of Planning

**RE: ACCOUNTABILITY OF OFFICE OPERATION FUNDS DISBURSED TO  
DISTRICT DEVELOPMENT OFFICERS**

This is in reference to our letter Ref. NACC/FIN/2/3 dated April 11, 2011 on the above subject (copy attached).

Please note that you have not furnished us with a response on the progress made so far. We would appreciate to receive a response, to enable us update our accountability records accordingly, and to determine any further action.

Thank you for your support in the fight against HIV and AIDS.

Prof. Alloys S. S. Orago  
DIRECTOR

*Working towards a HIV Free Society*



DTCs Advances  
As at 30th March 2011  
Figures in Kshs

## TOWA SAP BALANCES

No.	Name of DTC	PROVINCE	DDO'S NAME	PERSONAL NUMBER	Total Advances-On 11/08/09	Total Expenses	Customer Balance
01	Murang'a North	Central	Samuel Gachoya	850993020	60,000.00		60,000.00
02	Murang'a North	Central	Purity Njuguna	2003035839	30,000.00		30,000.00
03	Kituyoga	Central	Mbinya JN	2008036241	90,000.00		90,000.00
04	Kiamu West	Central	David K Mbuti	2006067995	90,000.00		90,000.00
05	Thika	Central	Samuel Koskey	92017441	60,000.00		60,000.00
06	Thika	Central	Tahida Wanjiru	2008036259	30,000.00		30,000.00
07	Getandu	Central	Peter Wanjana	2005002976	90,000.00		90,000.00
08	Nyandarua South	Central	Joseph Karuna	2006068420	90,000.00		90,000.00
09	Murang'a South	Central	Elijah O Kinaro	95028837	90,000.00		90,000.00
10	Nyeri South	Central	Kirwa Lelei	2006068153	90,000.00	63,529.00	90,000.00
11	Kiamu East	Central	David K Mbuti	2006067995	90,000.00		90,000.00
<b>TOTAL</b>					<b>810,000.00</b>	<b>63,529.00</b>	<b>746,471.00</b>

No.	Name of DTC	PROVINCE	DDO'S NAME	PERSONAL NUMBER	Total Advances-On 11/08/09	Total Expenses	Customer Balance
1	Nairobi- East	Nairobi	Cornas M. Mutia	1997011246	90,000.00		90,000.00
2	Nairobi North	Nairobi	Ruth K. Kitonyi	2006068179	90,000.00	48,081.00	41,919.00
<b>TOTAL</b>					<b>180,000.00</b>	<b>48,081.00</b>	<b>131,919.00</b>

No.	Name of DTC	PROVINCE	DDO'S NAME	PERSONAL NUMBER	Total Advances-On 11/08/09	Total Expenses	Customer Balance
1	Kisumu West	Nyanza	David Waga	2006068624	90,000.00	85,564.00	4,436.00
2	Kisii Central	Nyanza	Job Othman	2006068385	90,000.00	82,989.00	7,011.00
3	Kisii South	Nyanza	Peniel Ondienga	2008035457	90,000.00	82,514.00	7,486.00
4	Rarieda	Nyanza	Judith Oryango	2008036194	90,000.00	81,775.00	8,225.00
5	Kisumu East	Nyanza	Margaret Ouma	2006068365	90,000.00	74,495.00	15,505.00
6	Matiba	Nyanza	Sinshu Mwangi	2008035520	90,000.00	68,329.00	21,671.00
7	Gucha South	Nyanza	Peteron Nyakel	2008035562	90,000.00	60,400.00	29,600.00
8	Nyando	Nyanza	Zachariah Onchera	199528831	90,000.00	51,530.00	38,470.00
9	Gucha	Nyanza	Moses O. Odemo	2008036186	45,000.00		45,000.00
10	Gucha	Nyanza	Edward Mavogi	95028815	45,000.00		45,000.00
11	Homa Bay	Nyanza	Lazarus Oiyavacha	95028750	90,000.00	45,000.00	45,000.00
13	Bondo	Nyanza	Alexander Mutiyoi	2005003621	90,000.00	32,250.00	57,750.00
14	Borabu	Nyanza	Robina K. John	2008035758	90,000.00		90,000.00
15	Kuria East	Nyanza	Ronald Odhiambo	2006068307	90,000.00		90,000.00
17	Manga	Nyanza	Tanham Olang	2008036089	90,000.00		90,000.00
18	Migori	Nyanza	Tom Mariri	2006068454	90,000.00		90,000.00
19	Rachuonyo	Nyanza	Andrew Njogu	2006068161	90,000.00		90,000.00
20	Rango	Nyanza	Sylvester Juma	2006068501	90,000.00		90,000.00
21	Siaya	Nyanza	Jackson Othno	2005002918	90,000.00		90,000.00
22	Suba	Nyanza	Mahua Mwangela	2005047879	90,000.00		90,000.00
<b>TOTAL</b>					<b>1,710,000.00</b>	<b>664,846.00</b>	<b>1,045,154.00</b>



No.	Name of DTC	PROVINCE	DDO'S NAME	PERSONAL NUMBER	Total Advances-On 11/08/09	Total Expenses	Customer Balance
01	Burete	Western	Jacob Mumba	2008035499	90,000.00	89,955.00	45.00
02	Teo	Western	Thomas Mwasulu	2005003003	90,000.00	89,700.00	300.00
03	Kakamega Central	Western	Margaret Kongi	1990028975	90,000.00	86,000.00	4,000.00
04	Harami	Western	William Siguta	2008035415	90,000.00	78,575.00	11,425.00
05	Bungoma West	Western	Mathews Tsama	2006068187	90,000.00	73,500.00	16,500.00
06	Bungoma North	Western	Kennedy Lumbe	2008035619	90,000.00	68,755.00	21,245.00
07	Samia	Western	Dani Abasa	1987004140	90,000.00	57,500.00	32,500.00
08	Bungoma South	Western	David Soransoro	2008035473	45,000.00	11,650.00	33,350.00
09	Bungoma South	Western	Boniface Aporo	2005047845	45,000.00	36,895.00	53,105.00
10	Vihiga	Western	Ervans Lokabel	2008035392	90,000.00	34,650.00	55,350.00
11	Mt. Elgon	Western	Francis Muret	95012652	900,000.00	627,180.00	272,820.00
	<b>TOTAL</b>						

No.	Name of DTC	PROVINCE	DDO'S NAME	PERSONAL NUMBER	Total Advances-On 11/08/09	Total Expenses	Customer Balance
01	Lalikipia East	South Rift	CHARLES N. NDUNGU	98012717	87,000.00	72,360.00	14,640.00
02	Kericho	South Rift	LEAH J. CHUNBA	2008086512	87,000.00	72,129.00	14,871.00
03	Nakuru North	South Rift	STANLUS MAKAU MATHEKA	2010086085	87,000.00	69,335.00	17,665.00
04	Nakuru North	South Rift	KWENDO DENIS	2010086370	87,000.00	63,680.00	23,320.00
05	Bomet	South Rift	LINUS NGENO	2008036085	87,000.00	51,360.00	35,640.00
06	Samburu North	South Rift	DANIEL OKELILE	2010084742	87,000.00	50,000.00	37,000.00
07	Lalikipia West	South Rift	JOSEPH MWANGI KAMAU	2008086083	87,000.00	47,781.00	39,219.00
08	Kalindo Central	South Rift	SARAH M. KIOI	20100058744	87,000.00	44,600.00	42,400.00
09	Nalvasba	South Rift	GITAH JAMES	2005002879	87,000.00	44,000.00	43,000.00
10	Sotik	South Rift	RONALD RONO K.	2008085885	87,000.00	42,510.00	46,500.00
11	Nakuru DTC	South Rift	THOMAS OSANO	2008086187	87,000.00	40,500.00	56,500.00
12	Transmara	South Rift	SAWEL M. MUKINDIA	95015058	87,000.00	30,500.00	87,000.00
13	Samburu Central	South Rift	CYRUS M. KAHIGA	2010086710	87,000.00	40,500.00	87,000.00
14	Malo	South Rift	RONALD MUYOGE OKONGO	2008036582	87,000.00	87,000.00	87,000.00
15	Kipkeleon	South Rift	DOMINIC YEGON	2010086243	87,000.00	87,000.00	87,000.00
16	Buret	South Rift	DOUGLAS MACHARIA	2008086014	87,000.00	87,000.00	87,000.00
17	Loiokrok	South Rift	JOSEPH M. GIKONYO	2010084768	87,000.00	87,000.00	87,000.00
18	Samburu East	South Rift					
19	Narok South	South Rift					
	<b>TOTAL</b>				1,653,000.00	678,755.00	974,245.00



No.	Name of DTC	PROVINCE	DDO'S NAME	PERSONAL NUMBER	Total Advances-On 11/08/09	Total Expenses	Customer Balance
01	East Pokot	North Rift	Samsom K Kiprono(CACC)	1995060663	90,000.00	86,386.00	3,614.00
02	Trans Nzoria East	North Rift	Vernoniah M. Mwangi	2006068470	90,000.00	67,000.00	23,000.00
03	Turkana Central	North Rift	Norman Muraya	2006068616	90,000.00	64,700.00	25,300.00
04	Turkana North	North Rift	Joseph K. Keter (Cacc)	85054872	90,000.00	54,500.00	35,500.00
05	Nandi Central	North Rift	Sally Yegon	2005002853	90,000.00	51,990.00	38,010.00
06	Wareg	North Rift	Michael Ndolio	2008036500	90,000.00	50,000.00	40,000.00
07	Eldoret East	North Rift	Charles K Ruto	2006067979	90,000.00	49,840.00	40,160.00
08	Marakwet	North Rift	Martine Wekesa	097014456	90,000.00	48,625.00	41,375.00
09	Turkana South	North Rift	Hosman Chesaro	2008035693	90,000.00	32,200.00	57,800.00
10	Baringo Central	North Rift	Mathew K Muryoka	2005002798	90,000.00	24,160.00	65,840.00
11	Baringo North	North Rift	Kiprono Kosei	2008035994	90,000.00	-	90,000.00
12	North Pokot	North Rift	Gladys Kiryua	95012686	90,000.00	-	90,000.00
13	Pokot Central	North Rift	Nicholas Kiamba	2008035643	90,000.00	-	90,000.00
14	Pokot West	North Rift	Gladys Kiryua	95012686	90,000.00	-	90,000.00
15	Nandi East	North Rift	Nyandieka Morkua	2005003605	90,000.00	-	90,000.00
16	Nandi South	North Rift	Nelly Jepkembol	2008036291	90,000.00	-	90,000.00
17	Kwana	North Rift	Ben Ruto	2006067945	90,000.00	-	90,000.00
	TOTAL				1,890,000.00	889,401.00	1,000,599.00
NO	Name of DTC	PROVINCE	DDO'S NAME	PERSONAL NUMBER	Total Advances-On 11/08/09	Total Expenses	Customer Balance
01	Kwale	Coast	Peter M. Silas	2006068284	90,000.00	89,800.00	200.00
02	Taita	Coast	Philip K. Muryoka	2005002968	45,000.00	43,500.00	1,500.00
03	Tana Delta	Coast	Ezekiel G. Manyara	2005003037	90,000.00	87,660.00	2,340.00
04	Malindi	Coast	Fidhells Mwaniki	2005047833	45,000.00	38,856.90	6,143.10
05	Mombasa	Coast	Bonface K. Ngigi	2005003118	45,000.00	38,773.00	6,227.00
06	Kisumu	Coast	Jane W. Githui	2008036132	90,000.00	80,696.00	9,304.00
07	Lamu	Coast	Richard Mwaruna	1992046474	90,000.00	78,000.00	12,000.00
08	Tana River	Coast	Timothy W. Kamau	2006068488	90,000.00	73,155.00	16,845.00
09	Kilindi	Coast	Milcah Chepkoech	2008035960	90,000.00	67,606.00	22,394.00
10	Kiifi	Coast	Fidhells Mwaniki	2005047833	45,000.00	-	45,000.00
11	Masambweni	Coast	Robert W. Gatonga	2005003215	90,000.00	42,200.00	47,800.00
12	Kaloleni	Coast	Paul O. Oriyango	2006068533	90,000.00	37,460.00	52,540.00
13	Taveta	Coast	Banjamin Odago	2006067933	90,000.00	31,765.00	58,235.00
	TOTAL				945,000.00	709,471.90	280,528.10




No.	Name of DTC	PROVINCE	DDO'S NAME	PERSONAL NUMBER	Total Advances-On 11/08/09	Total Expenses	Customer Balance
01	Gabaria	Eastern	Mute Nzau	2008035627	90,000.00	89,700.00	300.00
02	Maara	Eastern	John M. Nieri	2008035449	90,000.00	89,699.00	301.00
03	Tharaka	Eastern	Boniface Muti Love	2006067961	90,000.00	88,000.00	2,000.00
04	Kibwezi	Eastern	Karugia Waigi	2008035863	90,000.00	87,586.00	2,414.00
05	Marasbit	Eastern	Alfred Omwenga	2008036013	90,000.00	85,000.00	5,000.00
06	Mbeere North	Eastern	Grace Mutini	1995012660	90,000.00	72,000.00	18,000.00
07	Mwala	Eastern	Fathi Maku	2008035651	90,000.00	71,475.00	18,525.00
08	Moyale	Eastern	James Githi	2008036053	90,000.00	70,900.00	19,100.00
09	Chabbi	Eastern	David Sarasona	2008035473	90,000.00	58,500.00	31,500.00
10	Laisamis	Eastern	Richard Chege	2008035910	90,000.00	58,425.00	31,575.00
11	Mbooni East	Eastern	Anne Ndala	2008035588	90,000.00	57,500.00	32,500.00
12	Imeni North	Eastern	Raphael N. Nduri	2005002639	90,000.00	48,000.00	42,000.00
13	Makueni	Eastern	Stephen Mboogo	2006068192	90,000.00	45,500.00	44,500.00
14	Kyuso	Eastern	Patrick M. Mugo	2008035805	90,000.00	45,000.00	45,000.00
15	Imeni South	Eastern	Keja Muthoni	2006068056	90,000.00	41,000.00	49,000.00
16	Meru South-Chuka	Eastern	Dike Gekara	2006002887	90,000.00	37,700.00	52,300.00
17	Machakos	Eastern	Julius K. Kihunda	1991027613	90,000.00	33,520.00	56,480.00
18	Nzuri	Eastern	Mama G.C	2008035601	90,000.00	33,472.00	56,528.00
19	Mwingi	Eastern	Martin M. Kinyua	200803231	90,000.00	28,000.00	62,000.00
20	Karungo	Eastern	Evelyn Benge	2005002926	90,000.00	20,000.00	70,000.00
21	Yatta	Eastern	Peter Chabari	2008036233	90,000.00	18,000.00	72,000.00
22	Tigania West	Eastern	Pius Mutinya	2009001192	90,000.00	10,000.00	80,000.00
23	Kihui South	Eastern	Anne Muthamina	1987001192	90,000.00	-	90,000.00
24	Embu East	Eastern	Leah Maini	2008036110	90,000.00	-	90,000.00
25	Meru Central	Eastern	Edwin Njiru	1995012856	90,000.00	-	90,000.00
26	Igembe South	Eastern	Stephen Njeramba	2005004075	90,000.00	-	90,000.00
27	Isiolo	Eastern					
	<b>TOTAL</b>				<b>2,520,000.00</b>	<b>1,278,977.00</b>	<b>1,241,023.00</b>


No.	Name of DTC	PROVINCE	DDO'S NAME	PERSONAL NUMBER	Total Advances-On 11/08/09	Total Expenses	Customer Balance
1	Fafi	North Eastern	Silas Oure	2008035813	90,000.00	85,000.00	5,000.00
2	Lodera	North Eastern	Erasus Karuki	2008035936	90,000.00	84,600.00	5,400.00
3	Wajir-West	North Eastern	Reuben Kipchumba	2008035804	90,000.00	84,408.50	5,591.50
4	Mandera-West	North Eastern	Wilson Ngunja	2008036275	90,000.00	80,880.00	9,120.00
5	Garissa	North Eastern	A.G. Silas Oure	2008035813	90,000.00	80,200.00	9,800.00
6	Mandera-East	North Eastern	Samuel Ngulit	2010054946	90,000.00	74,570.00	15,430.00
7	Mandera-Central	North Eastern	Donald Matumaini	2008036217	90,000.00	71,715.00	18,285.00
8	Jijara	North Eastern	Rashid Mwangi	2006068804	90,000.00	66,900.00	23,100.00
9	Wajir-South	North Eastern	Boniface Othno	2005020479	90,000.00	13,250.00	76,750.00
10	Wajir-East	North Eastern	Peter Malwa	2006068218	90,000.00	22,000.00	68,000.00
11	Wajir-North	North Eastern	Abubakar Abdi	201035683	90,000.00	-	90,000.00
	<b>TOTAL</b>				<b>990,000.00</b>	<b>665,523.50</b>	<b>348,476.50</b>
	<b>GRAND TOTAL</b>				<b>11,598,000.00</b>	<b>5,623,764.40</b>	<b>6,044,235.60</b>


NB: NAMES OF THE DDO'S WHO HAVE FULLY ACCOUNTED FOR THE FUNDS ARE NOT INCLUDED.




Ref. Notes	Actual			Budget			Variance (Budget-Expenditure)			
	Opening Balances Jan-06	Current Quarter Jan 06 -April 06	Year to Date Jul 05-April 06	Cummulative Projct to Datd	Current Quarter Revised Jan 06 -April 06	Year to Date Jul 05-April 06	Cummulative Project to Date	Current Quarter Jan 06 -April 06	Year to Date Jul 05-April 06	Cummulative Variance to Date
	21,818,139	126,364,759								
	389,897,165	57,723,511								
	174,738,788	120,365,579								
	(3,590,888)	(2,651,852)								
	582,863,207	301,802,197								
B.1	48,125,000	-	96,250,000	131,009,788	48,125,000	144,375,000	237,606,500	48,125,000	48,125,000	106,596,712
B.2.1	125,648,781	-	125,848,781	2,231,860,427	363,470,359	957,008,075	3,635,277,236	363,470,359	831,359,294	1,403,416,809
B.2.2	877,707	243,553	2,370,813	14,391,953	-	-	-	-	-	-
B.2.3	0	-	-	-	-	-	-	-	-	-
	174,651,488	243,553	224,269,593	2,377,262,167	411,595,359	1,101,383,075	3,872,883,736	411,595,359	879,484,294	1,510,013,521
B.3	(1,102,160)	(255,162)	(463,581)	8,648,035	-	-	-	255,162	463,581	(8,648,035)
	756,412,835	301,790,588	223,806,012	2,385,910,202	411,595,359	1,101,383,075	3,872,883,736			
C.1A	3,426,933	5,559,118	14,935,608	55,952,056	1,137,590	9,212,769	60,401,436	(4,421,526)	(5,722,839)	4,449,380
C.1B	20,642,030	16,706,068	38,609,149	165,251,759	18,815,769	39,444,307	193,010,307	2,109,701	835,158	27,758,548
C.2A	45,380,337	17,072,388	69,393,535	298,697,102	34,500,513	76,501,539	369,008,205	17,428,124	7,108,004	70,311,103
C.2B	122,544,563	23,737,259	209,068,645	499,806,778	106,338,205	280,614,615	682,811,281	82,600,947	71,545,970	183,004,503
3- Grants Community Initiative Account	226,236,126	-	408,478,604	1,380,447,773	226,571,666	635,114,999	2,298,748,662	226,571,666	226,636,395	918,298,889
4 - Incremental Operating Costs	36,360,349	28,520,006	76,710,278	253,477,392	24,231,615	60,494,846	268,905,845	(4,288,390.3)	(16,215,432)	15,428,454
Total Uses of Funds	454,610,338	91,594,836	817,195,819	2,653,632,860	411,595,359	1,101,383,075	3,872,883,736	320,000,522	284,187,256	1,219,250,876
Balance	301,802,197	210,195,752								
Closing Cash Balances										
Special Account	126,364,759	3,284,596								
Local Bank Account	57,723,511	144,974,188								
Cash in Transit	20,000,000	119,600								
Other Advances	99,951,794	64,196,397								
Other Liabilities	(2,651,852)	(2,379,029)								
FMA -Community Grants	413,785	-								
Total for the Project	301,802,197	210,195,752								

KHADREP financial statement as at 30/4/2006

Certified By Project Co-ordinator  
Name: PROF. ALLOYS DRAGO  
Signature:  Date: 29/04/06

Certified By Accounting Officer  
Name: B.W GATHIRWA  
Signature:  Date: 28/4/06

Certified By Authorised Representative  
Name: PROF. ALLOYS DRAGO  
Signature:  Date: 29/04/06



**Uses of Funds by Activity**  
 Government of Kenya  
 KHADREP-Credit 3415-KE  
 For the Quarter ending 30th April 2006  
 Figures in Kenya Shillings

FMR-1B

Activity	Actual			
	Jan-06 Quarter	Jan - Apr06 Quarter	Year to Date Jul 05 - Dec 05	Cumulative
<b>100 Quality and accessibility of multisectoral HIV/AIDS educational curricula and IEC materials improved</b>				
102 Train and sensitise Target Group on use of HIV/AIDS educational curriculum and IEC Materials	44,139,026	22,631,504	79,269,243	286,156,133
205 Create a critical mass of HIV/AIDS Master Trainers (ToTs)	4,668,244	-	5,059,899	40,476,499
<b>Sub Total</b>	<b>48,807,270</b>	<b>22,631,504</b>	<b>84,329,143</b>	<b>326,632,633</b>
<b>200 HIV/AIDS program management institutions established with enhanced co-ordinating capacity and accountability</b>				
206 Strengthen program management at NACC and its related structures	133,701,369	56,528,049	249,861,496	694,725,324
203 Orient and train core staff of NACC and its related structures	29,047	-	29,047	110,011,835
208 Co-ordinate community mobilisation effort with respect to program planning & accessing resources	226,236,126	-	408,478,604	964,550,096
210 Co-ordinate mass media & other media campaigns focusing on enhanced HIV/AIDS related knowledge, skills, attitude and behaviour	45,836,526	12,435,284	74,497,529	557,712,972
<b>Sub-Total</b>	<b>405,803,068</b>	<b>68,963,332</b>	<b>732,866,676</b>	<b>2,327,000,227</b>
<b>Grand Total</b>	<b>454,610,338</b>	<b>91,594,836</b>	<b>817,195,819</b>	<b>2,653,632,860</b>



# National AIDS Control Council (NACC) - GOKD

## Customer Receivables Ageing - Overview

Date 04/05/12

Time 11:20AM

Value Date

31/03/12

*000 Advances  
balances and  
correspondences*

		0 - 30	31 - 60	61 - 90	91 - 120	
						KES 90,254
						KES 513,347
						KES 343,622
						KES 590,913
						KES 640,700
						KES 75,275
						KES 560,357
						KES 121,887
						KES 353,378
						KES 310,351
						KES 38,580
						KES 444,625
						KES 335,925
						KES 29,517
						KES 122,901
						KES 180,722
						KES 200,028
						KES 301,824
						KES 477,854
						KES 256,721
						KES 434,711
						KES 187,092
						KES 602,492
						KES 109,800
						KES 393,621
						KES 258,829
						KES 135,241
						KES 55,643
						KES 59,520
						KES 162,952
						KES 114,389
						KES 361,414



# National AIDS Control Council (NACC) - GOKD

## Customer Receivables Ageing - Overview

Date 04/05/12

Time 11:20AM

Age by

Value Date

Continue

Ageing Date:

31/03/12

BP Name	Total	Future Remit	0 - 30	31 - 60	61 - 90	91 - 120	12+
MANDERA DISTRICT	KES 313,375.00						KES 313,375.00
MARAGUA DISTRICT	KES 465,968.35						KES 465,968.35
MARAKWET DISTRICT	KES 27,616.70						KES 27,616.70
MARSABIT DISTRICT	KES 45,234.20						KES 45,234.20
MBEERE DISTRICT	KES 582,615.35						KES 582,615.35
MERU CENTRAL DISTRICT	KES 489,501.35						KES 489,501.35
MERU NORTH DISTRICT	KES 602,611.95						KES 602,611.95
MERU SOUTH DISTRICT	KES 599,605.35						KES 599,605.35
MIGORI DISTRICT	KES 392,691.60						KES 392,691.60
MOMBASA DISTRICT	KES 200,000.25						KES 200,000.25
MOYALE DISTRICT	KES 384,015.35						KES 384,015.35
MT.ELEGON DISTRICT	KES 266,557.20						KES 266,557.20
MURANG'A DISTRICT	KES 205,832.85						KES 205,832.85
MWINGI DISTRICT	KES 264,038.05						KES 264,038.05
NAIROBI DISTRICT	KES 534,000.00						KES 534,000.00
NAKURU DISTRICT	KES 160,908.50						KES 160,908.50
NANDI NORTH DISTRICT	KES 5,032.60						KES 5,032.60
NANDI SOUTH DISTRICT	KES 51,425.60						KES 51,425.60
NAROK DISTRICT	KES 361,150.90						KES 361,150.90
NYAMIRA DISTRICT	KES 157,595.00						KES 157,595.00
NYANDARUA DISTRICT	KES 348,573.85						KES 348,573.85
NYANDO DISTRICT	KES 160,435.60						KES 160,435.60
NYERI DISTRICT	KES 343,938.79						KES 343,938.79
RACHUONYO DISTRICT	KES 499,085.00						KES 499,085.00
SAMBURU DISTRICT	KES 80,013.00						KES 80,013.00
SIAYA DISTRICT	KES 219,920.00						KES 219,920.00
SUBA DISTRICT	KES 47,127.60						KES 47,127.60
TAITA TAVETA DISTRICT	KES 201,429.25						KES 201,429.25
TANA RIVER DISTRICT	KES 94,935.65						KES 94,935.65
TESO DISTRICT	KES 15,051.75						KES 15,051.75
THARAKA DISTRICT	KES 108,204.35						KES 108,204.35



# National AIDS Control Council (NACC) - GOKD

## Customer Receivables Ageing - Overview

Date 04/05/12

Time 11:20AM

Age by

Value Date

Continue

Ageing Date:

31/03/12

BP Name	Total	Future Remit	0 - 30	31 - 60	61 - 90	91 - 120	12
THIKA DISTRICT	KES 399,085.85						KES 399,085.
TRANS MARA DISTRICT	KES 294,510.00						KES 294,510.
TRANS NZOIA DISTRICT	KES 175,271.70						KES 175,271.
TURKANA DISTRICT	KES 80,591.10						KES 80,591.
UASIN GISHU DISTRICT	KES 112,700.70						KES 112,700.
VIHIGA DISTRICT	KES 141,510.50						KES 141,510.
WAJIR DISTRICT	KES 581,750.00						KES 581,750.
WEST POKOT DISTRICT	KES 184,951.60						KES 184,951.
<b>Total</b>	<b>KES 19,063,358.19</b>						<b>ES 19,063,358.</b>
<b>Ageing (%)</b>	<b>% 100.00</b>						<b>% 100.0</b>





OFFICE OF THE PRESIDENT

## NATIONAL AIDS CONTROL COUNCIL

Telephone: 020 - 2896000 / 2715144 / 2711261  
Hotline: 020 - 313000  
Toll-Free: 0800 720007  
Fax No. 020 - 2711072 / 2711231  
E-mail: [communication@nacc.or.ke](mailto:communication@nacc.or.ke)  
Website: [www.nacc.or.ke](http://www.nacc.or.ke)

Landmark Plaza  
8th and 9th Floor  
Argwings Kodhek Road  
P.O. Box 61307 - 00200  
NAIROBI

*When replying please quote:*

Our Ref: NACC/FIN/2/3  
Date: April 11, 2011

The Permanent Secretary,  
Ministry of State for Planning,  
National Development and Vision 2030  
Treasury Building,  
P.O. Box 30050,  
NAIROBI

Att. Director of Planning

**RE: ACCOUNTABILITY OF OFFICE OPERATION FUNDS DISBURSED TO  
DDOs:**

District Development Officers (DDOs) play a very important role in the fight against HIV and AIDS at the District Level throughout the country. They inter alia, ensure that HIV and AIDS is mainstreamed in the district development programmes. It is for this reason that the NACC supports funding them with (Ksh.90,000.00 per quarter for office operations) to enhance their service delivery.

Please note that the majority of DDOs have not accounted for the advances given to them and those who have done so, their returns had inadequately supported and therefore unreviewable.

The National AIDS Control Council disbursed Office Operational funds to 148 DDOs in August 11, 2009 amounting to Ksh.13, 032,000.00 (Thirteen Million thirty two thousands only) through our decentralized structures. To date the total eligible expenditure received from the DDOs is Ksh.6,893,264.40 leaving unaccounted balance of Ksh.6,138,735.60 as summarized in the attached list of TOWA Balances.

### STOP AIDS!

• Keep the Promise • Eliminate Stigma

The DDOs are rarely available for planned training meetings meant to update their skills on how to account for the disbursed office operations funds. Consequently they end up forwarding returns which cannot be applied to the approved expenditure schedule.

The purpose of this communication is therefore to seek your facilitation to recover the unaccounted funds from those who have not done so as per our enclosed schedules. Please help us recover or enforce accountability for those funds before the current financial year closes on June 30, 2011.

Thank you for your support in the fight against HIV and AIDS.

A handwritten signature in black ink, appearing to read 'Alloys S. S. Orago', with some scribbles and a large 'R' at the top.

Prof. Alloys S. S. Orago  
DIRECTOR


DTCs Advances  
As at 30th March 2011.  
Figures in Kshs

## TOWA SAP BALANCES

No.	Name of DTC	PROVINCE	DDO'S NAME	PERSONAL NUMBER	Total Advances-On 11/08/09	Total Expenses	Customer Balance
01	Murang'a North	Central	Samuel Ochoya	85093020	60,000.00		60,000.00
02	Murang'a North	Central	Purity Njirungu	2005035839	30,000.00		30,000.00
03	Kirinyaga	Central	Mbugua J.N	2008036241	90,000.00		90,000.00
04	Kiambu West	Central	David K Mbui	2006067995	90,000.00		90,000.00
05	Thika	Central	Samuel Koskey	92017441	60,000.00		60,000.00
06	Thika	Central	Tabitha Wanjiru	2008036259	30,000.00		30,000.00
07	Gatundu	Central	Peter Wanjana	2005002976	90,000.00		90,000.00
08	Nyandarua South	Central	Joseph Karuma	2006068420	90,000.00		90,000.00
09	Murang'a South	Central	Elijah O Kinero	95028857	90,000.00		90,000.00
10	Nyeri South	Central	Kirwa Lelei	2006068133	90,000.00	63,529.00	26,471.00
11	Kiambu East	Central	David K Mbui	2006067995	90,000.00		90,000.00
	<b>TOTAL</b>				<b>810,000.00</b>	<b>63,529.00</b>	<b>746,471.00</b>

No.	Name of DTC	PROVINCE	DDO'S NAME	PERSONAL NUMBER	Total Advances-On 11/08/09	Total Expenses	Customer Balance
1	Nairobi-East	Nairobi	Cosmas M. Muia	1997011246	90,000.00		90,000.00
2	Nairobi North	Nairobi	Ruth K. Kitonyi	2006068179	90,000.00	48,081.00	41,919.00
	<b>TOTAL</b>				<b>180,000.00</b>	<b>48,081.00</b>	<b>131,919.00</b>

No.	Name of DTC	PROVINCE	DDO'S NAME	PERSONAL NUMBER	Total Advances-On 11/08/09	Total Expenses	Customer Balance
1	Kisumu West	Nyanza	David Waga	2006068624	90,000.00	85,564.00	4,436.00
2	Kisii Central	Nyanza	Job Otiwa	2006068585	90,000.00	82,989.00	7,011.00
3	Kisii South	Nyanza	Pemuel Ondienga	2008035457	90,000.00	82,514.00	7,486.00
4	Rarieda	Nyanza	Judith Onyango	2008036194	90,000.00	81,775.00	8,225.00
5	Kisumu East	Nyanza	Margaret Ouma	2006068365	90,000.00	74,495.00	15,505.00
6	Masaba	Nyanza	Simon Mungai	2008035520	90,000.00	68,329.00	21,671.00
7	Gucha South	Nyanza	Peterson Nyakeri	2008035562	90,000.00	60,400.00	29,600.00
8	Nyando	Nyanza	Zechariah Onchera	199528831	90,000.00	51,530.00	38,470.00
9	Gucha	Nyanza	Moses O. Otieno	2008036186	45,000.00	-	45,000.00
10	Gucha	Nyanza	Edward Mayogi	95028815	45,000.00	-	45,000.00
11	Homa Bay	Nyanza	Lazarus Onyancha	95028750	90,000.00	45,000.00	45,000.00
13	Bondo	Nyanza	Alexander Muthyo	2005003621	90,000.00	32,250.00	57,750.00
14	Borabu	Nyanza	Robina K. John	2008035758	90,000.00	-	90,000.00
15	Kuria East	Nyanza	Ronald Odhiambo	2006068307	90,000.00	-	90,000.00
17	Manga	Nyanza	Taubman Olang	2008036089	90,000.00	-	90,000.00
18	Migori	Nyanza	Tom Maruti	2006068454	90,000.00	-	90,000.00
19	Rachomyo	Nyanza	Andrew Njogu	2006068454	90,000.00	-	90,000.00
20	Rongo	Nyanza	Sylvester Juma	2006068501	90,000.00	-	90,000.00
21	Sigya	Nyanza	Jackson Otieno	2005002918	90,000.00	-	90,000.00
22	Suba	Nyanza	Maluku Mwangala	2005047879	90,000.00	-	90,000.00
	<b>TOTAL</b>				<b>1,710,000.00</b>	<b>664,846.00</b>	<b>1,045,154.00</b>



No.	Name of DTC	PROVINCE	DDO'S NAME	PERSONAL NUMBER	Total Advances-On 11/08/09	Total Expenses	Customer Balance
01	Butere	Western	Jacob Mumia	2008035499	90,000.00	89,955.00	45.00
02	Teso	Western	Thomas Musandu	2005003003	90,000.00	89,700.00	300.00
03	Kakamega Central	Western	Margaret Kongi	1990028975	90,000.00	86,000.00	4,000.00
04	Hamisi	Western	William Sigita	2008035415	90,000.00	78,575.00	11,425.00
05	Bungoma West	Western	Mathews Tsuma	2006068187	90,000.00	73,500.00	16,500.00
06	Bungoma North	Western	Kennedy Lumbe	2008035619	90,000.00	68,755.00	21,245.00
07	Samia	Western	Dan Absa	1987004140	90,000.00	57,500.00	32,500.00
08	Bungoma South	Western	Daudi Somnora	2008035473	45,000.00	11,650.00	33,350.00
09	Bungoma South	Western	Boniface Agoro	2005047845	45,000.00	-	45,000.00
10	Vihiga	Western	Evans Lokabel	2008035392	90,000.00	36,895.00	53,105.00
11	Mt. Elgon	Western	Francis Mutefi	93012652	90,000.00	34,650.00	55,350.00
	TOTAL				900,000.00	627,180.00	272,820.00

No.	Name of DTC	PROVINCE	DDO'S NAME	PERSONAL NUMBER	Total Advances-On 11/08/09	Total Expenses	Customer Balance
01	Laikipia East	South Rift	CHARLES N. NDUNGU	95012717	87,000.00	72,360.00	14,640.00
02	Kericho	South Rift	LEAH J. CHUMBA	2008085512	87,000.00	72,129.00	14,871.00
03	Nakuru North	South Rift	STANLUS MAKAU MATHEKA	2010065095	87,000.00	69,335.00	17,665.00
04	Narok North	South Rift	KWENDO DENIS	2010066870	87,000.00	63,680.00	23,320.00
05	Bomet	South Rift	LINUS NGENO	2008036035	87,000.00	51,360.00	35,640.00
06	Samburu North	South Rift	DANIEL OKELELE	2010054742	87,000.00	50,000.00	37,000.00
07	Laikipia West	South Rift	JOSEPH MWANGI KAMAU	2008036063	87,000.00	50,000.00	37,000.00
08	Kajiado Central	South Rift	SARAH M. KIOI	20100069744	87,000.00	47,781.00	39,219.00
09	Naivasha	South Rift	GITAH JAMES	2005002879	87,000.00	44,600.00	42,400.00
10	Sonko	South Rift	RONALD RONO K.	2008036685	87,000.00	44,000.00	43,000.00
11	Nakuru DTC	South Rift	THOMAS OSANO	2006068187	87,000.00	42,510.00	44,490.00
12	Transmara	South Rift	SAMWEL M. MUKINDIA	95015058	87,000.00	40,500.00	46,500.00
13	Samburu Central	South Rift	KENRICK O. AYOT	2010066710	87,000.00	30,500.00	56,500.00
14	Molo	South Rift	CYRUS M. KAHIGA	2008036952	87,000.00	-	87,000.00
15	Kipkeleon	South Rift	RONALD MIYOBE OKONGO	2006068640	87,000.00	-	87,000.00
16	Bureti	South Rift	DOMINIC YEGON	2010055243	87,000.00	-	87,000.00
17	Loitoktok	South Rift	DOUGLAS MACHARIA	2006068014	87,000.00	-	87,000.00
18	Samburu East	South Rift	JOEL M. MUYANGA	2005002861	87,000.00	-	87,000.00
19	Narok South	South Rift	JOSEPH M. GIKONYO	2010054768	87,000.00	-	87,000.00
	TOTAL				1,653,000.00	678,755.00	974,245.00



No.	Name of DTC	PROVINCE	DDO'S NAME	PERSONAL NUMBER	Total Advances-On 11/08/09	Total Expenses	Customer Balance
01	East Pokot	North Rift	Samson K. Kiprono(CACC)	1995060663	90,000.00	86,386.00	3,614.00
02	Trans Nziia East	North Rift	Veronica M. Mwangi	2006068470	90,000.00	67,000.00	23,000.00
03	Turkana Central	North Rift	Norman Muraya	2006068616	90,000.00	64,700.00	25,300.00
04	Turkana North	North Rift	Joseph K. Keter (Cacc)	85054872	90,000.00	54,500.00	35,500.00
05	Nandi Central	North Rift	Sally Yagan	2005002883	90,000.00	51,990.00	38,010.00
06	Waresig	North Rift	Michael Ndolo	2008036500	90,000.00	50,000.00	40,000.00
07	Eldoret East	North Rift	Charles K. Rutto	2006067979	90,000.00	49,840.00	40,160.00
08	Marakwet	North Rift	Martine Wekesa	097014456	90,000.00	48,625.00	41,375.00
09	Turkana South	North Rift	Hosman Chesaro	2008035693	90,000.00	32,200.00	57,800.00
10	Baringo Central	North Rift	Mathew K. Musyoka	2005002798	90,000.00	24,160.00	65,840.00
11	Baringo North	North Rift	Kiprono Kosgei	2008035994	90,000.00	-	90,000.00
12	North Pokot	North Rift	Gladys Kinyua	95012686	90,000.00	-	90,000.00
13	Pokot Central	North Rift	Nicholas Kiamba	2008035643	90,000.00	-	90,000.00
14	Pokot West	North Rift	Gladys Kinyua	95012686	90,000.00	-	90,000.00
15	Nandi East	North Rift	Nyandieka Mokuu	2005003605	90,000.00	-	90,000.00
16	Nandi South	North Rift	Nelly Jepkembol	2008036291	90,000.00	-	90,000.00
17	Kwanza	North Rift	Ben Rutto	2006067945	90,000.00	-	90,000.00
	<b>TOTAL</b>				<b>1,890,000.00</b>	<b>889,401.00</b>	<b>1,000,599.00</b>

NO	Name of DTC	PROVINCE	DDO'S NAME	PERSONAL NUMBER	Total Advances-On 11/08/09	Total Expenses	Customer Balance
01	Kwale	Coast	Peter M. Slias	2006068284	90,000.00	89,800.00	200.00
02	Taita	Coast	Philip K. Musyoka	2005002968	45,000.00	43,500.00	1,500.00
03	Tana Delta	Coast	Ezekiel G. Manyara	2005003037	90,000.00	87,660.00	2,340.00
04	Malindi	Coast	Fidhelis Mwaniki	2005047833	45,000.00	38,856.90	6,143.10
05	Mombasa	Coast	Bonface K. Ngigi	2005003118	45,000.00	38,773.00	6,227.00
06	Kinango	Coast	Jane W. Githui	2008036152	90,000.00	80,696.00	9,304.00
07	Lamu	Coast	Richard Mwarima	1992046474	90,000.00	78,000.00	12,000.00
08	Tana River	Coast	Timothy W. Kamau	2006068488	90,000.00	73,155.00	16,845.00
09	Kilindini	Coast	Mileah Chepkoech	2008035960	90,000.00	67,606.00	22,394.00
10	Kilifi	Coast	Fidhelis Mwaniki	2005047853	45,000.00	-	45,000.00
11	Msamwuni	Coast	Robert W. Gatonga	2005003215	90,000.00	42,200.00	47,800.00
12	Kaloleni	Coast	Paul O. Onyango	2006068335	90,000.00	37,460.00	52,540.00
13	Taveta	Coast	Benjamin Odago	2006067953	90,000.00	31,765.00	58,235.00
	<b>TOTAL</b>				<b>945,000.00</b>	<b>709,471.90</b>	<b>280,528.10</b>



No.	Name of DTC	PROVINCE	DDO'S NAME	PERSONAL NUMBER	Total Advances-On 11/08/09	Total Expenses	Customer Balance
01	Gabarla	Eastern	Maitie Nnam	2008035627	90,000.00	89,700.00	300.00
02	Makara	Eastern	John M. Njiru	2008035449	90,000.00	89,699.00	301.00
03	Tharaka	Eastern	Boniface Muti Lova	2006067961	90,000.00	88,000.00	2,000.00
04	Kiwezi	Eastern	Karajia Waigi	2008035863	90,000.00	87,586.00	2,414.00
05	Marsabit	Eastern	Alkavad Omwenga	2008036013	90,000.00	85,000.00	5,000.00
06	Mbeere North	Eastern	Grace Mutini	1995012660	90,000.00	72,000.00	18,000.00
07	Mywala	Eastern	Faith Makeni	2008035651	90,000.00	71,475.00	18,525.00
08	Moyale	Eastern	James Ghahi	2008036063	90,000.00	70,900.00	19,100.00
09	Chabbi	Eastern	Richard Chege	2008035473	90,000.00	58,500.00	31,500.00
10	Laisamis	Eastern	Richard Chege	2008035910	90,000.00	58,425.00	31,575.00
11	Mbooni East	Eastern	Anne Mutua	2008035588	90,000.00	57,500.00	32,500.00
12	Imeni North	Eastern	Raphael N. Nduti	2005003639	90,000.00	48,000.00	42,000.00
13	Makueni	Eastern	Stephen Mboogo	2006068195	90,000.00	45,500.00	44,500.00
14	Kyuso	Eastern	Patrick M. Mugo	2008035805	90,000.00	45,000.00	45,000.00
15	Imeni South	Eastern	Keiga Muthoni	2006068056	90,000.00	41,000.00	49,000.00
16	Meru South-Chuka	Eastern	Duke Gekara	2005002887	90,000.00	37,700.00	52,300.00
17	Marchakos	Eastern	Julius K. Kitunda	1991027613	90,000.00	33,520.00	56,480.00
18	Nzai	Eastern	Maina G.C	2008035601	90,000.00	33,472.00	56,528.00
19	Mwingi	Eastern	Martin M. Kinya	2005003231	90,000.00	28,000.00	62,000.00
20	Kangundo	Eastern	Evelyn Bengel	2008035306	90,000.00	20,000.00	70,000.00
21	Yatta	Eastern	Dickson K. Murira	2005002926	90,000.00	18,000.00	72,000.00
22	Tigania West	Eastern	Peter Chabari	2008035623	90,000.00	10,000.00	80,000.00
23	Kisumu South	Eastern	Pius Mutiyra	2005003192	90,000.00	-	90,000.00
24	Embu East	Eastern	Anne Muthania	1987001192	90,000.00	-	90,000.00
25	Meru Central	Eastern	Leah Mainigi	20080356110	90,000.00	-	90,000.00
26	Igembe South	Eastern	Edwin Njiru	1995012856	90,000.00	-	90,000.00
27	Isiolo	Eastern	Stephen Njaramba	2005004075	90,000.00	-	90,000.00
	<b>TOTAL</b>				<b>2,520,000.00</b>	<b>1,278,977.00</b>	<b>1,241,023.00</b>

No.	Name of DTC	PROVINCE	DDO'S NAME	PERSONAL NUMBER	Total Advances-On 11/08/09	Total Expenses	Customer Balance
1	Fafi	North Eastern	Silas Oure	2008035813	90,000.00	85,000.00	5,000.00
2	Lagdera	North Eastern	Erasmus Karuki	2008035926	90,000.00	84,600.00	5,400.00
3	Wajir-West	North Eastern	Reuben Kipchumba	2008035504	90,000.00	84,408.50	5,591.50
4	Mandera-West	North Eastern	Wilson Ngenza	2008035275	90,000.00	80,880.00	9,120.00
5	Gartisa	North Eastern	Ag. Silas Oure	2008035813	90,000.00	80,200.00	9,800.00
6	Mandera-East	North Eastern	Samuel Nguluu	2010054966	90,000.00	74,570.00	15,430.00
7	Mandera-Central	North Eastern	Donald Matumani	2008036217	90,000.00	71,715.00	18,285.00
8	Jjara	North Eastern	Rashid Mwangi	2006068404	90,000.00	66,900.00	23,100.00
9	Wajir-South	North Eastern	Boniface Othno	2005020479	90,000.00	13,250.00	76,750.00
10	Wajir-East	North Eastern	Peter Mutwa	2006068218	90,000.00	22,000.00	68,000.00
11	Wajir-North	North Eastern	Ahubakar Abdi	201055683	90,000.00	-	90,000.00
	<b>TOTAL</b>				<b>990,000.00</b>	<b>663,523.50</b>	<b>348,476.50</b>
	<b>GRAND TOTAL</b>				<b>11,598,000.00</b>	<b>5,623,764.40</b>	<b>6,041,235.60</b>

N/B: NAMES OF THE DDOs WHO HAVE FULLY ACCOUNTED FOR THE FUNDS ARE NOT INCLUDED.

