REPUBLIC OF KENYA

REPUBLIC OF KENYA

OFFICE OF THE AUDITOR-GENERAL
Enhancing Accountability

PARLIAMENT OF KENYA LIBRARY

THE NATIONAL ASSEMBLY
PAPERS LAID
DATE: 03 DEC 2025 DAY. Wednesday
TABLED BY: Hon. Naomi Waqo, MP
CLERK-AT-THE-TABLE: Grenade Chebet

REPORT

OF

THE AUDITOR-GENERAL

ON

NATIONAL GOVERNMENT CONSTITUENCIES DEVELOPMENT FUND - KIENI CONSTITUENCY

FOR THE YEAR ENDED 30 JUNE, 2025



OFFICE OF THE AUDITOR GENERAL
NYERI REGIONAL OFFICE
★ 23 OCT 2025 ★
RECEIVED
P. O. Box 267 - 10100, NYERI



NATIONAL GOVERNMENT CONSTITUENCIES DEVELOPMENT FUND

KIENI CONSTITUENCY

ANNUAL REPORT AND FINANCIAL STATEMENTS

FOR THE FINANCIAL YEAR ENDED
30th JUNE 2025

Transitional IPSAS Financial Statements /Prepared in accordance with the Accrual Basis of Accounting Method Under International Public Sector Accounting Standards (IPSAS)

Table of Contents Page

1. Acronyms and Definition of Key Terms ii
2. Key Constituency Information and Management iii
3. NGCDF Committee viii
4. NG-CDFC CHAIRMAN'S REPORT x
5. Statement Of Performance Against Predetermined Objectives for FY2024/25 xiii
6. Governance Statement xv
7. Environmental and Sustainability Reporting xx
8. Management Discussion and Analysis xxiv
9. Statement of Management Responsibilities xxvii
10. Report of the Independent Auditor on the NGCDF- Kieni Constituency xxix
11. Statement of Financial Performance for the Year Ended 30th June 2025 1
12. Statement Of Financial Position As At 30th June, 2025 2
13. Statement of Changes in Net Assets for the year ended 30 June 2025 4
14. Statement Of Cash Flows for The Year Ended 30th June 2025 5
15. Statement of Comparison of Budget and Actual Amounts for the Year ended 30 June 2025 6
16. Budget Execution by Sectors And Projects For The Year Ended 30th June 2025 9
17. Notes to the Financial Statements 22
18. Annexes 57

1. Acronyms and Definition of Key Terms

A. Acronyms

AIE	Authority to Incur Expenditure
AC	Audit Committee
DCC	Deputy County Commissioner
IPSAS	International Public Sector Accounting Standards.
FAM	Fund Account Manager
NG-CDFB	National Government Constituencies Development Fund Board
NG-CDF	National Government Constituencies Development Fund
NG-CDFC	National Government Constituency Development Fund Committee
NSCA	National Sub-County Accountant
PFM	Public Finance Management
PMCs	Project Management Committees
PWD	Persons with Disability
FY	Financial Year

B. Definition of Key Terms

Fiduciary Management- Members of Management directly entrusted with the responsibility of financial resources of the entity.

Comparative Year- Means the prior period.

2. Key Constituency Information and Management

(a) Background information

The National Government Constituencies Development Fund (NG-CDF) formerly Constituencies Development Fund (CDF), is established under the NG-CDF Act 2015 (amended 2023). The Act is a successor to the Constituencies Development Fund (CDF) Act of 2003 which initiated the Fund and its subsequent amendments/reviews of 2007 and 2013. At the cabinet level, NG-CDF is represented by the Cabinet Secretary for the Treasury, who is responsible for the Fund's general policy and strategic direction.

Mandate

The mandate of the Fund as derived from sec (3) of the NG-CDF Act, 2015, is to:

a) Recognize the constituency as a platform for the identification, performance, and implementation of national government functions.
b) Facilitate the performance and implementation of national government functions in all parts of the Republic pursuant to Article 6 (3) of the Constitution;
c) Provide for the participation of the people in the determination and implementation of identified national government development projects at the constituency level pursuant to Article 10(2)(a) of the Constitution;
d) Promote the national values of human dignity, equity, social justice, inclusiveness, equality, human rights, non-discrimination, and protection of the marginalized pursuant to Article 10(2)(b) of the Constitution;
e) Provide for the sustainable development of all parts of the Republic pursuant to Article 10(2)(d) of the Constitution;
f) Provide a legislative and policy framework pursuant to Article 21(2) of the Constitution for the progressive realization of the economic and social rights guaranteed under Article 43 of the Constitution;
g) Provide mechanisms for the National Assembly to exercise oversight over the performance of exclusive national government functions at the constituency level as provided for under Article 95 of the Constitution;

h) Authorize withdrawal of money from the Consolidated Fund as provided under Article 206(2)(c) of the Constitution;
i) Provide mechanisms for supplementing infrastructure development at the constituency level in matters falling within the exclusive functions of the national government at that level in accordance with the Constitution;
j) Provide a framework for citizens-led development to assist the national government in planning and prioritizing the use of its resources;
k) Create a harmonious relationship between citizens and the national government and its officers in local development;
l) Provide a platform for citizens' participation in service delivery;
m) Build local accountability and transparency in the use of resources; and
n) Provide for a public finance system that promotes an equitable society and in particular expenditure that promotes equitable development of the country by making special provisions for marginalized groups and areas pursuant to Article 201(b)(iii) of the Constitution.

Vision

Equitable Socio-economic development countrywide.

Mission

To provide leadership and policy direction for effective and efficient management of the Fund.

Core Values

1. Transparency and Accountability
2. Professionalism and Integrity
3. Commitment and Teamwork
4. Neutrality and Objectivity
5. Timeliness and Excellence
6. Advocacy for Citizen Participation

Functions of NG-CDF Committee

The functions of the NG-CDF Committee are outlined in section 11 of The National Government Constituencies Development Fund Regulations, 2016.

(b) Key Management

The NGCDF Kieni Constituency's day-to-day management is under the following key organs:

i. National Government Constituencies Development Fund Board (NGCDFB)
ii. National Government Constituency Development Fund Committee (NGCDFC)

Fiduciary Management

The key management personnel who held office during the financial year ended 30th June 2025 and who had direct fiduciary responsibility were:

No	Designation	Name
1.	AIE holder	Jessi Mathu
2.	National Sub-County Accountant	Dancun Mururu
3.	Chairman NGCDFC	Samson Mbugu
5.	Member NG CDFC	Nancy Muthigani

(c) Fiduciary Oversight Arrangements

The Audit Committee of the NGCDF Board provides overall fiduciary oversight on the activities of the NGCDF Kieni Constituency. The reports and recommendations of the Audit Committee, when adopted by the NGCDF Board, are forwarded to the Constituency Committee for action. The Board forwards any matters that require policy guidance to the Cabinet Secretary and National Assembly Select Committee.

(d) NGCDF Kieni Constituency Headquarters

NG CDF Office Building
Nyahururu – Nyeri Road
Mweiga, Kenya.

(e) NGCDF Kieni Constituency Contacts

P.O. Box 127-10104 Mweiga
Telephone: (254) 725758965
E-mail: cdfkieni@ngcdf.go.ke
Website: www.ngcdf.go.ke

(f) NGCDF Kieni Constituency Bankers

1. Bank Account (Operations Account).

   Bank Account. (Operations Account).
   Bank Name: Family Bank
   Branch: Nyeri

2. Bank B. (Deposit account).
   Bank Account. (Deposit Account).
   Bank Name: Cooperative Bank
   Branch: Nyeri Town

3. Bank C. (PMC Accounts)
   Equity Bank
   Nyeri Town branch

   National bank
   Nyeri Town Branch

   Family bank
   Nyeri town Branch

(g) Independent Auditor

Auditor General
Office of the Auditor General
Anniversary Towers, University Way
P.O. Box 30084
GPO 00100
Nairobi, Kenya

(h) Principal Legal Adviser

The Attorney General
State Law Office
Harambee Avenue
P.O. Box 40112
City Square 00200
Nairobi, Kenya

3. NGCDF Committee

Name	Details
 Samson Mbugu - Chairman	- Born in the year 1994 - Mweiga ward - Has Degree In business Administration - A businessman - Male Youth representative
 Nancy Muthigani- Secretary	- Born in 1962 - Comes form Narumoru Kiamathaga Ward - Has degree in Management - A business woman - Female Adult representative
 Naomi Chege	- Born in 1973 - Comes from Gakawa ward - She is certificate holder - She is a farmer - Co-opted member
 Catherine Mumbi- Member	- Born in 1990 - Comes from Mugunda ward - She is a diploma Holder - She is an ECDE teacher - Female Youth Representative
 Monica Muthoni - Member	- Born in 1979 - Comes from Endarasha Mwiyogo ward - She is a diploma holder - She is a farmer - Female adult representative

 Joseph Wainiana- member	- Born in 1977 - Comes from Narumoru Kiamthaga ward - She is a Certificate holder - He is a business person - Male Adult representative
 Geoffrey Wanjau- Member	- Born in 1966 - Comes from Thegu ward - He is diploma holder - A consultantant
 Stanley Ndirangu	- Born in 1968 - Comes from Gatarakwa Ward - A diploma Holder - Religious leader - Male Adult Representative
 Agnes K Shandrack- DCC	- Deputy County Commissioner for Kieni West and an Ex-Officio Member of the NGCDF Committee
 Jessi Mathu- Fund Account Manager	Fund Account Manager and an Ex-Officio Member of the NGCDF Committee

4. NG-CDFC CHAIRMAN'S REPORT

It is my great pleasure to present the annual report and financial statement prepared in accordance with the cash basis of accounting method under the International Public Sector Accounting Standard (IPSAS) for the financial year ended 30th June, 2025

In the financial year 2024/2025 Kieni NGCDF total allocation from the NGCDF Board was Kshs 206,662,248. However during the year what was actually disbursed was Kshs 156,000,000 plus we also received Kshs 73,376,851 being outstanding disbursements in relation to previous financial years and an opening balance of Kshs 108,511,858, hence the total amount available budget for expenditure for financial year 2024/2025 was Kshs 388,550,956. However, by the end of the financial year in June 2025 the outstanding undisbursed funds was Kshs 50,662,248,

Allocation summary

During the financial year 2025-25 other grants and transfers took a considerable share of 45% of the total budget allocation out of which the biggest share was allocated to bursaries at Kshs 83,926,923. Transfers to other government units stood at 41% out of which the primary schools component took the majority of the allocation. Committee expenses were at 2% of the total allocation while Use of goods and services took 4% of the total allocation. Finally, compensation to employees and other payments took an allocation at 3% and 5% respectively of the total allocation other payment include digital hubs one at Mweiga NGCDF office and the other one will be built at Narumoru ward in Narumoru so as to improve the computer literacy within the constituency.

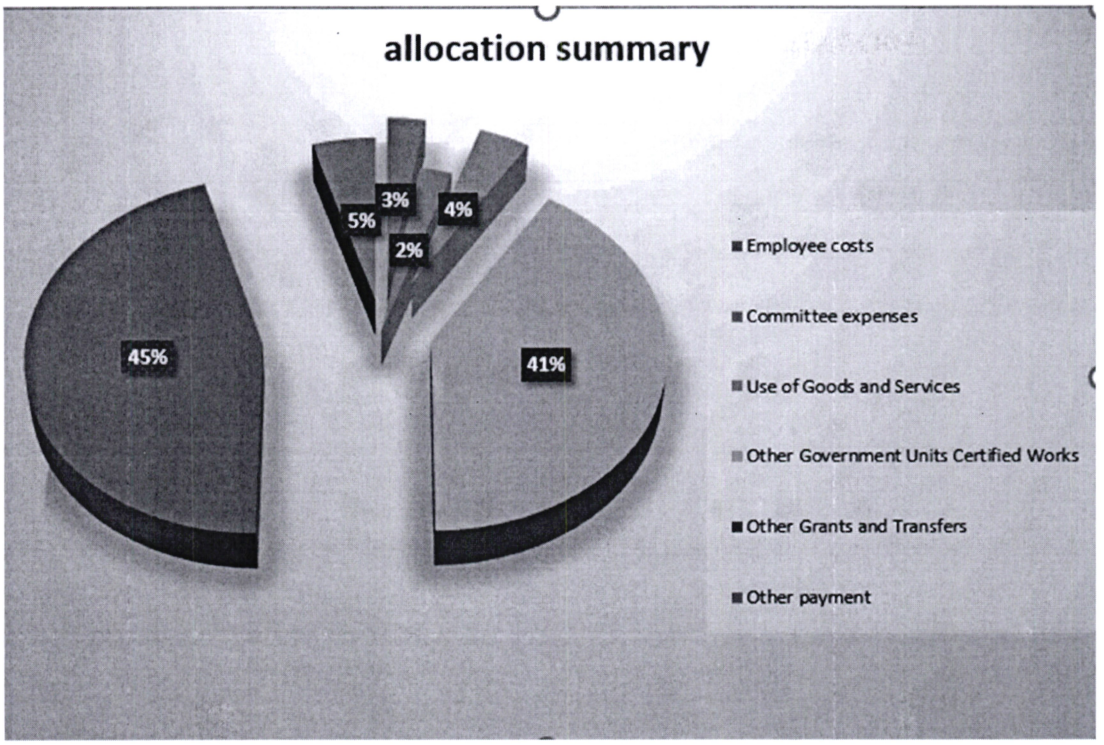

ACHIEVEMENTS

During the year we were able to construct classrooms in 35 primary schools, purchase land for two new schools namely; Kieni and Kandara Arimi primary schools. This is to help in improving education accessibility by providing conducive infrastructure within the constituency. During the period we were able to give bursaries to over 12000 needy students with secondary schools being given Kshs3,000 each, special schools Kshs6,000 each, tertiary and universities Kshs 5,000 and; there were also scholarship students benefiting with bursaries ranging from Kshs7,000 to Kshs 50,000

In the security sector we were able to purchase furniture in three police stations and in two assistant chiefs offices and also construct toilets in the Chaka police station, This has helped to provide better infrastructure to security officers to offer better services to the community. This in return helps to improve security system for the surrounding and working space for officers. Were also able to complete one other police post and three chief offices

During the period we were able to do water harvesting and planting of trees in two schools, this will improve hygiene of the students and also will be used in taking care of the trees planted. In addition, three administrative offices were provided with water harvesting and storage facilities. Some emergencies arose during the period. Two schools were supported to control storm water and drainage of their school compound during the rainy seasons, while one secondary school was supported to rebuild a burnt dormitory whose cause of the fire was not established

Challenges

It is also important to highlight the need for the National Treasury to promptly release funds to the NG CDF Board to allow it disburse the same to the constituencies for efficiency and effectiveness in the implementation of projects.

The NG-CDF is planning to intensify PMC capacity building and carrying out intensive monitoring and evaluation to ensure any emerging challenge is sorted out within the shortest time possible.

.....

Name: Samson Mbugu
Chairman NGCDF Committee

5. Statement Of Performance Against Predetermined Objectives for FY2024/25

Introduction

Section 81 (2) (f) of the Public Finance Management Act, 2012 requires that, at the end of each financial year, the Accounting Officer, when preparing financial statements of each National Government entity in accordance with the standards and formats prescribed by the Public Sector Accounting Standards Board includes a statement of the national government entity's performance against predetermined objectives.

The key development objectives of the *NGCDF Kieni Constituency 2022-2027* plan are to:
a) To improve education performance at all levels of education in academic and co - curricular activities
b) To support equity and inclusiveness in development
c) To enhance security of the constituents through multi stakeholders pronged approaches
d) To harness the potential of the vulnerable groups in combating un employment
e) To integrate ICT in development initiatives
f) To assist in environment management and conservation program

Progress on the attainment of Strategic development objectives

To implement and cascade the above development objectives to specific sectors, all the development objectives were made specific, measurable, achievable, realistic, and time-bound (SMART) and converted into development outcomes. Attendant indicators were identified for reasons of tracking progress and performance measurement. Below, we provide the progress on attaining the stated objectives:

Sector	Objective	Outcome	Indicator	Performance
Education	To have all children of school going age attending school	Increased enrolment in primary schools and improved transition to secondary schools and tertiary institutions	number of usable physical infrastructure build in primary, secondary, and tertiary institutions number of bursary's beneficiaries at all levels	In FY 2025/26 we, constructed classrooms in 40 primary schools two purchased land for 2 new primary schools and completed two DH in two secondary school, constructed two toilet blocks in secondary schools, we also managed to issue bursaries over 12500 needy students in both

				local schools an other schools outside the constituency secondary schools5,000, universities 8,000 and 6,000 for special school and between 7,000 and 50,000 for partial and full bursaries
Security	To ensure security is achieved for all	Stability in all affirms being under taken	No. of police posts /Chiefs Offices constructed and improvement of infrastructure in security installation sites	During this financial year Kieni constituency was able to furnish offices in three police stations and three administration offices to improve service delivery in the security and the inmprove working condition of the officers
Environment	To ensure environmental sustainability and clean environment	Clean environment and forest cover	Number of environmental projects and activities carried out	Kieni NGCDF has been able to do water harvesting in 2 schools (Kiaragana Sec sch and Igathu primary), and three security offices water harvesting project
Emergency	To solve catastrophic occurrences within the constituency	Smooth flow of activities which could have halted in the absence of the emergency fund.	The number of emergency cases responded to and restoration of normalcy	During financial year 2024/2025 Kieni NGCDF was able to control storm water in two schools and rebult burnt dormitory in one sec sch

6. Governance Statement

Appointment and Removal of NG-CDFC Members

The Kieni National Government Constituency Development Fund Committee (NG-CDFC) is constituted in accordance with the provisions of the NG-CDF Act, 2015. The appointment of NGCDFC Members is carried out through a transparent and democratic process. Members are nominated by various stakeholders within the constituency, including community representatives, government officials, and civil society organizations. The final appointment is approved by the NG-CDF Board, ensuring a broad and inclusive representation of the community

Constituency Committee Shall comprise of;

a) the national government official responsible for co-ordination of national government functions.
b) three men each nominated in accordance with subsection (3), one of whom shall be a youth at the date of appointment
c) three women nominated in accordance with subsection (3) one of Whom shall be a youth at the date of appointment;
d) one person with disability nominated by a registered group representing persons with disabilities in the constituency in accordance with subsection (3);
e) the officer of the Board seconded to the Constituency Committee by the Board who shall be an ex officio member without a vote.
f) one member co-opted by the Board in accordance with regulations made by the Board

The current NGCDFC members were gazetted in 11th April 2025 and The persons appointed are drawn from different areas.

Vetted Nominees

NO.	NAME	CATEGORY	WARD
1.	Joseph Wainaina	Male (adult) representative	Narumoru
2.	Nancy Muthigani	Female (adult) representative	Narumoru
3.	Samson Mbugu	Male (Youth) representative	Mweiga
4.	Catherine Mumbi	Female (Youth) representative	Mugundu

5.	Stanley Mbugua	Male nominee representative	Gatarakwa
6.	Monica Muthoni	Female nominee representative	Endarasha
7.	Geoffrey Wanjau	PWD	Thegu

Constituency Nominees Co-opted Member

NO.	NAME	Occupation	WARD
1.	Naomi Chege	Farmer	Gakwa

Members of the NGCDFC may be removed in accordance with the provisions of the NG-CDF Act, 2015, and relevant regulations.

Grounds for removal include

(a) lack of integrity;

(b) gross misconduct;

(c) embezzlement of public funds;

(d) physical or mental infirmity

(e) promoting unethical practises;

(f) causing disharmony within the committee;

(g) bringing the committee into disrepute through unbecoming personal public conduct.

Roles and Functions of the Committee

The functions of the National Government Constituency Development Fund Committees members are;

i. convene public meetings in every ward in the constituency to deliberate to on development matters,
ii. Deliberate on project proposals and any other projects considers beneficial to constituency,
iii. list of projects to be submitted in accordance with the Act to be submitted to the to the Board and ensure that all proposed projects that are approved for funding meet the requirements of section 24 of the Act
iv. ensure formation of project management committees, opening of project accounts, project implementation and closure of projects build the capacity of project management committees and sensitize the Community on the operations of the Fund,

v. ensure that all projects receive adequate funding and are completed within three years;
vi. monitor the implementation of projects in accordance with the monitoring and evaluation framework prescribed by the Board;
vii. submit financial statements to the Board within sixty days of the end of the financial year to enable the Board comply with section 39(4) of the Act;
viii. Recommend to the Board the removal of a committee member in accordance with section 43(13) and (14) of the Act;
ix. enter into performance contracting with the Board on an annual basis;
x. Receive and address all complaints concerning the

Induction and Training of Members

Upon appointment, NGCDFC Members undergo a comprehensive induction program. This program equips Members with a thorough understanding of their roles, responsibilities, and ethical obligations. Training sessions are conducted regularly to keep Members updated on relevant laws, regulations, and best practices in governance, finance, and project management.

Number of Meetings held

The NG-CDFC holds regular meetings to deliberate on NG-CDF matters, project progress, and financial issues. The Committee is required to convene at least once every month and at most twenty-four meetings in a year. It also includes additional meetings scheduled in between to address emerging issues and project needs.

	Name of committee member	5/7/24	26/7/24	6/8/24	27/8/24	18/10/24	26/10/24	7/11/24	22/11/24	11/12/24	18/12/24	31/12/24	16/1/25	30/1/25	28/2/25	7/3/25	17/3/25	25/3/25	17/4/25	30/4/25	19/5/25	22/5/25	9/6/25	23/6/25
1.	Samson Mbugu	√	√	√	√	√	√	√	√	√	√	√	√	√	√	√	√	√	√	√	√	√	√	√
2.	Nancy Muthigani	√	√	√	√	√	√	√	√	√	√	√	√	√	√	√	√	√	√	√	√	√	√	√
3.	Joseph Mburu	√	√	√	√	√	√	√	√	√	√	√	√	√	√	√	√	√	√	√	√	√	√	√
4.	Naomi Chege	√	√	√	√	√	√	√	√	√	√	√	√	√	√	√	√	√	√	√	√	√	√	√
5.	Monica Muthoni																		√	√	√	√	√	√
6.	Catherine Mumbi	√	√	√	√	√	√	√	√	√	√	√	√	√	√	√	√	√	√	√	√	√	√	√
7.	Geoffrey Wanjau	√	√	√	√	√	√	√	√	√	√	√	√	√	√	√	√	√	√	√	√	√	√	√
8.	Stanley Mbugua	√	√	√	√	√	√	√	√	√	√	√	√	√	√	√	√	√	√	√	√	√	√	√
9.	Jessi Mathu	√	√	√	√	√	√	√	√	√	√	√	√	√	√	√	√	√	√	√	√	√	√	√

10	Agnes K. Shadrack		√	√	√	√	√	√	√	√	√	√	√		√	√	√	√	√	√		√		
11.	Martin Mauki			√	√	√	√	√	√	√	√	√	√		√	√	√	√	√	√		√		
12	Grace Githinji	√	√																					

Members' Remuneration

NG-CDFC Members serve the constituency and are not given a salary but an allowance as compensation for their service. This ensures that their decisions and actions are guided solely by the best interests of the constituency and not influenced by personal gain. The chairman is given an allowance of Kshs 7,000 while other members are give Kshs 5000 per meeting

Disclosure Policy on Conflict of Interest

The NG-CDFC is committed to maintaining the highest standards of integrity and transparency. To address potential conflicts of interest, Members are required to disclose any personal, financial, or professional interests that may conflict with their responsibilities as NG-CDFC Members. In cases of conflicts, Members are expected to excuse themselves from relevant discussions and decisions, and these conflicts are duly recorded in the minutes of the meetings.

Members' Remuneration

NG-CDFC Members serve the constituency and are not given a salary but an allowance as compensation for their service. This ensures that their decisions and actions are guided solely by the best interests of the constituency and not influenced by personal gain.

Ethics and Conduct

The NG-CDFC is guided by a strict code of ethics and conduct that includes principles such as integrity, accountability, transparency, and professionalism. Members are expected to adhere to these principles in all their dealings related to NG-CDF matters.

Risk Management

The NG-CDFC recognizes the importance of risk management in the prudent utilization of NG-CDF funds. The Committee, in collaboration with relevant stakeholders, assesses and mitigates risks associated with project implementation, financial management, and governance. Regular risk assessments are conducted to identify potential threats and develop strategies to address them.

This governance statement reflects our commitment to ensuring responsible and effective governance of the Kieni NG-CDF. It provides transparency and accountability to the constituents we serve and upholds the principles of good governance in all our activities.

7. Environmental and Sustainability Reporting

Kieni Environment Sustainability guidelines have been developed to;

1. Ensure that Kieni NGCDF establishes systems of environmental impact assessment, environmental audit, monitoring, and reporting of the environmental activities undertaken at the Constituency levels.
2. Ensure that the Constituencies continue to priorities and improve environmental sustainability projects.
3. Encourage Community participation in identification, protection, and conservation of environment.
4. Improve on planning and utilization of allocation for environmental sustainability funds in all constituencies.
5. Ensure proper mechanisms of monitoring and reporting of the environmental activities.

In this, Kieni NG-CDF has prioritized in supplying of water tanks and water harvesting in the constituency and concentrating mostly in Schools. The CDFC also intends to plant trees in various schools in different schools so as to promote environment conservation.

i. Sustainability strategy and profile -

To ensure sustainability of Kieni NG CDF, the committee funds the following key sectors with the following sustainable priorities.

a. **Education and Training:** Kieni Constituency's focus on human capital for constituency development is entrenched in its strategy to support needy and bright students from each ward of the constituency. The intention is to empower the constituents such that in years to come, the beneficiaries at secondary school levels would have transitioned to Tertiary institutions while those at tertiary level would have transitioned to the job market as employees or employers, thereby contributing positively to the economic growth of the constituency. This strategy takes care of both marginalized groups, including girls and people living with disabilities.

b. **Security Sector Support:** Among its key pillars; NGCDF has security as a priority area with intention to provide better working environment for the security providers

within the constituency as well a secure constituency. The strategy is to have a long-term collaborative working approach that enhances community engagement in security activities. This is aimed at eliminating crime and vices in the long run by providing a better working environment for the law enforcement agencies while collaborating with community in trust on matters of security.

c. **Environment:** The Constituency acknowledges that all its operation has an impact on environment. Cognizant of the Sustainable development goals, the NG-CDF has allocated part of its budget on environment conservation through activities such as tree planting, water conservation, sensitization forums for agro-forestry as well as best practices to reduce soil erosion.

ii. **Environmental performance**

Kieni NGCDF acknowledges that its operation has direct impact on environment. Hence, the NG-CDF has allocated part of its budget on environment conservation through activities such as

- Construct proper toilets in schools
- Create awareness on Planting trees in public schools and security offices
- water harvesting in public schools
- Create awareness on use of energy saving Jikos to save on forests
- Train people on various ways of conserving the environment
- During the year we were not able to plant trees but we did water harvesting for several schools both secondary schools and primary schools
- During the handing over of projects the community is usually sensitized on various impacts of drug abuse on the person and the community at large.

iii. **Employee welfare**

We invest in providing the best working environment for our employees. Kieni constituency recruitment is guided by Employment Act, NGCDF Act and other regulations as issued from time to time. In line with the law and regulations, the Constituency offers equal opportunity to all while adhering to the one third gender rule and special groups. We also Recognize

and appreciate of our employees for exemplary performance. The reward and sanctions system is based on performance appraisal.

The constituency promotes a healthy lifestyle and provides all employees with health insurance cover through a reliable insurance Scheme. Employees are encouraged and supported to continually build on their skills and knowledge. Kieni constituency invests in capacity building programs for employees. These include courses on technical competencies relevant to each employee and continuous sensitization on cross cutting issues.

The committee has a policy on safety in compliance with Occupational Safety and Health Act of 2007, (OSHA) and has ensured the work environment is conducive for everybody in terms of movement and accessibility within the office. The Constituency has also put in place disaster mitigating measures including fire extinguishers and accessible escape routes in case of emergency.

iv. **Market place practices-**

Kieni Constituency is committed to fair and ethical market practices.

The Procurement of goods and services is done through a transparent and competitive bidding process that allows equal opportunities to all participants. We support local vendors drawn from the constituency for purposes of uplifting them economically. Our ethical market practices ensure the fund get value for money on all goods and services procured.

We are also committed to healthy relations with our suppliers which is enhanced through organized sensitization forums that relate to the procurement legal framework and ethical subject matters. We are dedicated to honoring all contracts and settling payments promptly.

NGCDF has put in efforts to ensure:

a) Responsible competition practice by encouraging fair competition and zero tolerance to corruption
b) Good business practice including cordial Supply chain and supplier relations by honoring contracts and respecting payment practices.
c) Responsible marketing and advertisement
d) Product stewardship by safeguarding consumer rights and interest

v. Community Engagements-

Kieni Constituency has endeavored to sustain community engagement through CSR as well as appreciating our existence through engaging local contractors and suppliers when necessary. We have also engaged the community through sports and community projects.

Public Participation in Project Identification and Implementation and Monitoring

Kieni Constituency deliberated on project proposals from all the wards in the constituency and considered the most beneficial to the constituency, considering the national development plans and policies and the constituency strategic development plan. The identified list of priority projects, both immediate and long-term, was submitted to the NG CDF Board in accordance with the Act.

Public participation is the process that directly engages the concerned stakeholders in decision-making and gives full consideration to public input in making that decision. The NG CDFC during bursary programme, engaged the community through the community leaders to identify the needy students to be awarded with the bursary.

Public Awareness

This includes mechanisms for participation and cooperation with local, regional and national agencies, and for conducting community-based needs assessments and public awareness campaigns and holding community meetings.

Kieni Constituency has continually practiced public participation and public awareness during project identification and proposal collections in all the wards in the constituency.

.....
Name: Jessi Mathu
Fund Account Manager.

8. Management Discussion and Analysis

The operational and financial performance of the Fund

Kieni NGCDF has existed since the inception of the constituency. However, the fund has made great achievement in the last five years. Some of the areas the fund made great achievement are education sector in both secondary and primary schools we have also done considerable activities in the security sector

On emergencies the fund has responded to various activities mainly construction of toilets in schools whose toilets have collapsed across the constituency.

Kieni NGCDF over the five years, have been able to improve the conditions of schools through construction of classes, administration blocks, toilets, and multipurpose halls the fund has been able to construct over 120 classes and renovated over 150 classes, over 5 administration offices to help in the improving working conditions for the teacher

Kieni NGCDF have also been able to allocate bursaries to over 50,000 students from needy background and also do over 300 scholarships whereby the students are given bursaries of between 8,000 and 50,000

On supporting the ICT Kieni NGCDF has allocated funds to Mweiga NGCDF office ICT hub whereby it has been able to improve on the digital literacy. There is also another ICT hub coming up in the Narumoru to expand the services. we are also planning to allocated more funds to have on hub in each of the ward.

In the security sector we have been able to furnish three police stations and three assistant chiefs offices.

Compliance with statutory requirements

Kieni NGCDF complies with all the legal requirement of land. It is a fund fully audited by more than four audit institution every financial year. It is run on the basis of the constitution, the statutes and guidelines of the board.

The fund specifically operates under the NG-CDF act of 2022 amended (2024) and NG-CDF regulations of 2016.

Major risks facing the Fund

Kieni NG-CDF just like any other institution faces risks or challenges in its operations. However, those risks may not be very unique to this fund alone. However, some of the major risks facing the fund is the delay in disbursement of the fund to the constituency. This delays often lead to underutilization of the funds and subsequent delay in the implementation of very crucial live saving projects in the constituency.

Such delays have persisted in the fund for the last five years hampering the operation of the fund. This has denied the citizens of Kieni the much needed service delivery.

Review of the economy, review of the sector.

Kieni NG-CDF majorly helped several sectors of the economy. This sectors include;

1. Education
2. Security
3. Bursaries
4. Environment/climate mitigation
5. Emergencies
6. Ict

This sectors greatly benefited from the fund. The Chart below illustrate how the fund greatly contributed to each sector in the constituency for the last five years.

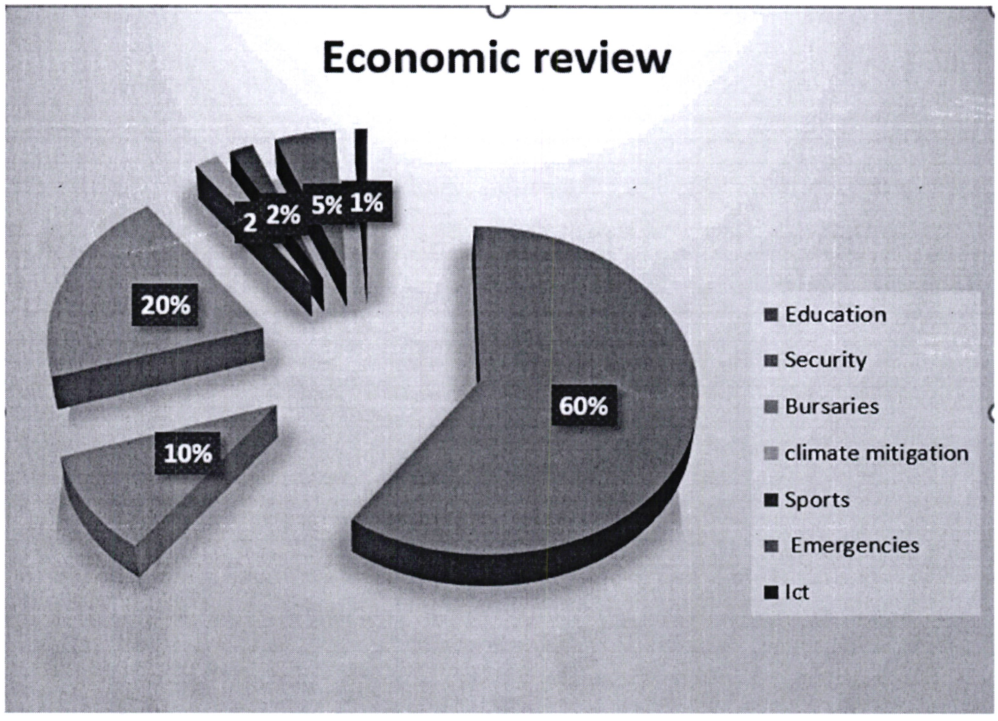

Future developments

The constituency has developed a strategic plan to be fully implemented in the within its period. The strategic plan outlays future plans of the constituency and what, how and when they should be implemented.

The strategic plan will guide the future development of the constituency in general. The constituency this auspicious plan to raise the living standards of the constituents. Among the objectives of the strategic plan include:

1. Youth Empowerment
2. Ensure fair distribution of resources
3. Ensure uniform and equal development across the constituency
4. To promote and preserve environment for future Generations

To achieve the above objectives, the management of the constituency has put strategic plans to make the achievement more possible before the end of the current term.

.....

Name: Jessi Mathu
FUND ACCOUNT MANAGER

9. Statement of Management Responsibilities

Section 81 (1) of the Public Finance Management Act, 2012, requires that, at the end of each financial year, the accounting officer for a National Government Entity shall prepare financial statements in respect of that entity. Section 81 (3) requires the financial statements so prepared to be in a form that complies with relevant accounting standards as prescribed by the Public Sector Accounting Standards Board of Kenya from time to time.

The Accounting Officer in charge of the NGCDF-Kieni Constituency is responsible for the preparation and presentation of the entity's financial statements, which give a true and fair view of the state of affairs of the entity for and as at the end of the financial year (period) ended on June 30, 2025. This responsibility includes: Maintaining adequate financial management arrangements and ensuring that these continue to be effective throughout the reporting period; Maintaining proper accounting records, which disclose with reasonable accuracy at any time the financial position of the entity; Designing, implementing, and maintaining internal controls relevant to the preparation and fair presentation of the financial statements, and ensuring that they are free from material misstatements, whether due to error or fraud; Safeguarding the assets of the entity; Selecting and applying appropriate accounting policies; and making accounting estimates that are reasonable in the circumstances.

The Accounting Officer in charge of the NGCDF- Kieni Constituency accepts responsibility for the entity's financial statements, which have been prepared on the Accrual Basis Method of Financial Reporting, using appropriate accounting policies in accordance with International Public Sector Accounting Standards (IPSAS). The Accounting Officer is of the opinion that the *constituency's* financial statements give a true and fair view of the state of *entity's* transactions during the financial year ended June 30, 2025, and of the entity's financial position as at that date. The Accounting Officer charge of the NGCDF- Kieni Constituency further confirms the completeness of the accounting records maintained for the *constituency,* which have been relied upon in the preparation of the entity's financial statements as well as the adequacy of the systems of internal financial control.

The Accounting Officer in charge of the NGCDF Kieni Constituency confirms that the *constituency* has complied fully with applicable Government Regulations and the terms of external financing covenants (where applicable), and that the entity's funds received during the year under audit were used for the eligible purposes for which they were intended and were properly accounted for. Further, the Accounting Officer confirms that the *constituency's* financial statements have been prepared in a form that complies with relevant accounting standards prescribed by the Public Sector Accounting Standards Board of Kenya.

In preparing the financial statements, the Committee has assessed the Fund's ability to continue as a going concern and disclosed as applicable. Nothing has come to the attention of the Committee that the Fund will not remain a going concern for at least the next twelve months from the date of this statement.

Approval of the financial statements

The NGCDF- Kieni Constituency financial statements were approved and signed by the Accounting Officer on 31/7/ 2025.

.....	.....
Name: Samson Mbugu	Name: Jessi Mathu
Chairman – NGCDF Committee	Fund Account Manager

REPUBLIC OF KENYA

Telephone: +254-(20) 3214000
Email: info@oagkenya.go.ke
Website:www.oagkenya.go.ke

REPUBLIC OF KENYA

OFFICE OF THE AUDITOR-GENERAL
Enhancing Accountability

HEADQUARTERS
Anniversary Towers
Monrovia Street
P.O Box 30084-00100
NAIROBI

REPORT OF THE AUDITOR-GENERAL ON NATIONAL GOVERNMENT CONSTITUENCIES DEVELOPMENT FUND – KIENI CONSTITUENCY FOR THE YEAR ENDED 30 JUNE, 2025

PREAMBLE

I draw your attention to the contents of my report which is in three parts:

A. Report on Financial Statements that considers whether the financial statements are fairly presented in accordance with the applicable financial reporting framework, accounting standards and the relevant laws and regulations that have a direct effect on the financial statements;

B. Report on Lawfulness and Effectiveness in the Use of Public Resources which considers compliance with applicable laws, regulations, policies, gazette notices, circulars, guidelines and manuals and whether public resources are applied in a prudent, efficient, economic, transparent and accountable manner to ensure the Government achieves value for money and that such funds are applied for the intended purpose; and,

C. Report on Effectiveness of Internal Controls, Risk Management and Governance which considers how the entity has instituted checks and balances to guide internal operations. This responds to the effectiveness of the governance structure, risk management environment and internal controls, developed and implemented by those charged with governance for orderly, efficient and effective operations of the entity.

A Qualified Opinion is issued when the Auditor-General concludes that, except for material misstatements noted, the financial statements are fairly presented in accordance with the applicable financial reporting framework. The Report on Financial Statements should be read together with the Report on Lawfulness and Effectiveness in the Use of Public Resources, and the Report on Effectiveness of Internal Controls, Risk Management and Governance.

The three parts of the report are aimed at addressing the statutory roles and responsibilities of the Auditor-General as provided by Article 229 of the Constitution, the Public Finance Management Act, 2012, and the Public Audit Act, 2015. The three parts of the report when read together constitute the report of the Auditor-General.

REPORT ON THE FINANCIAL STATEMENTS

Qualified Opinion

I have audited the accompanying financial statements of National Government Constituencies Development Fund – Kieni Constituency set out on pages 1 to 66, which

comprise of the statement of financial position as at 30 June, 2025 and the statement of financial performance, statement of cash flows and the statement of comparison of budget and actual amount for the year then ended and a summary of significant accounting policies and other explanatory information in accordance with the provisions of Article 229 of the Constitution of Kenya and Section 35 of the Public Audit Act, 2015. I have obtained all the information and explanations which to the best of my knowledge and belief, were necessary for the purpose of the audit.

In my opinion, except for the effects of the matter described in the Basis for Qualified Opinion section of my report, the financial statements present fairly, in all material respects, the financial position of National Government Constituencies Development Fund – Kieni Constituency as at 30 June, 2025 and of its financial performance and its cash flows for the year then ended, in accordance with International Public Sector Accounting Standards (Accrual basis) and comply with the National Government Constituencies Development Fund Act, 2015 and the Public Finance Management Act, 2012.

Basis for Qualified Opinion

Unsupported Bursary Payments

The statement of financial performance and as disclosed in Note 14 to the financial statements reflects Kshs.89,159,412 as other grants and transfers. Included in the amount is bursary payment of Kshs.81,707,511 disbursed to secondary schools, tertiary institutions and special schools. However, the total bursary payments of Kshs.65,818,675 were not supported by evidence of acknowledgement in form of acknowledgement receipts and letters from the beneficiary institutions. This is contrary to requirements of paragraph (f) of NG-CDF Board Circular of 18th June 2020 on accountability for bursary payments.

In the circumstances, the accuracy and completeness of bursary payments could not be confirmed.

The audit was conducted in accordance with International Standards of Supreme Audit Institutions (ISSAIs). I am independent of the National Government Constituencies Development Fund – Kieni Constituency Management in accordance with ISSAI 130 on the Code of Ethics. I have fulfilled other ethical responsibilities in accordance with the ISSAI and in accordance with other ethical requirements applicable to performing audits of financial statements in Kenya. I believe that the audit evidence I have obtained is sufficient and appropriate to provide a basis for my opinion.

Emphasis of Matter

Budgetary Control and Performance

The statement of comparison of budget and actual amount reflects final budget for receipts and actual amount of Kshs.386,702,526 and Kshs.336,040,278 respectively resulting to underfunding of Kshs.50,662,248 or 13% of the approved budget. However,

the Fund spent Kshs.222,940,632 against actual receipts of Kshs.336,040,278 resulting to underutilization of Kshs.113,099,646 or 34% of the actual receipts.

The underfunding and under-utilization of receipts may have affected the planned activities and impacted negatively on the service delivery to the public.

My opinion is not modified in respect of this matter.

Key Audit Matters

Key audit matters are those matters that, in my professional judgement, are of most significance in the audit of the financial statements. Except for the matters described in the Basis for Qualified Opinion section, I have determined that there are no other key audit matters to communicate in my report.

Other Matter

Unresolved Prior Year Audit Matters

In the prior years' audit reports, several issues were raised under the Report on Financial Statements, Lawfulness and Effectiveness in Use of Public Resources, and Effectiveness of Internal Controls, Risk Management and Governance, respectively. Review of the status during audit of the Entity in 2024/2025 revealed that the following matters remained unresolved.

No	Financial Year	Audit Issue
1	2023/2024	Lack Ownership of Fixed Assets
2	2023/2024	Un-Acknowledged Bursary Disbursements
3	2023/2024	Unsupported Project Management Committee Account Balances
4	2023/2024	Projects Implementation Status

Other Information

The Management is responsible for the Other Information set out on page ii to xxviii which comprise of Key Constituency Information and Management, NGCDF Committee, Chairman's Report, Statement of Performance Against Predetermined Objectives, Governance Statement, Environmental and Sustainability Reporting, Management discussion and Analysis and Statement of Management Responsibility. The Other Information does not include the financial statements and my audit report thereon.

In connection with my audit on the National Government Constituencies Development Fund - Kieni Constituency financial statements, my responsibility is to read the Other Information and in doing so, consider whether the Other Information is materially inconsistent with the financial statements or my knowledge obtained in the audit or otherwise appears to be materially misstated. If based on the work I have performed, I

conclude that there is a material misstatement of this Other Information, I am required to report that fact. I have nothing to report in this regard.

My opinion on the financial statements does not cover the Other Information and accordingly, I do not express an audit opinion or any form of assurance conclusion thereon.

REPORT ON LAWFULNESS AND EFFECTIVENESS IN THE USE OF PUBLIC RESOURCES

Conclusion

As required by Article 229(6) of the Constitution, based on the audit procedures performed, except for the effects of the matters described in the Basis for Conclusion on Lawfulness and Effectiveness in the Use of Public Resources section of my report, I confirm that nothing else has come to my attention to cause me to believe that public resources have not been applied lawfully and in an effective way.

Basis for Conclusion

1. Non-Compliance With Requirement of National Cohesion and Integration Act

Review of the personnel records provided for audit revealed that the Fund has thirteen (13) contractual members of staff. However, all the staff members are from one ethnic community. This is contrary to Section 7(2) of the National Cohesion and Integration Act, 2008 which states that no public establishment shall have more than one third of its staff from the same ethnic community.

In the circumstances, Management was in breach of the law.

2. Review of Project Contract Management and Implementation

Audit review of the project contract management and implementation status revealed the following unsatisfactory observations;

2.1 Anomalies upon Projects Verification

The statement of financial performance reflects other grants and transfers of Kshs.89,159,412 as disclosed in Note 14 to the financial statements. The amount includes expenditure of Kshs.17,000,000 for the purchase of land. Physical verification of projects carried out in the month of September 2025 revealed that Management purchased three (3) acres of land for the proposed new primary school. However, the acquisition was not supported with the ownership documents to confirm the current ownership of the purchased land.

2.2 Delay in Implementation of Projects

Review of the Project Implementation Status (PIS) report as at 30 June, 2025 indicate that the Fund had approved projects with allocation of Kshs.206,662,248 during the year,

which include sixty-four (64) projects with a budget allocation of Kshs.101,327,291. However, as at the time of audit verification in September 2025, only one (1) project in one (1) primary school with allocation of Kshs.3,327,290 as additional funds for completion of the construction of one-storey tuition block of twelve (12) classrooms had been completed.

In the circumstances, the delayed implementation of approved projects denies the public value for money and effectiveness in the implementation of projects could not be confirmed.

Basis for Conclusion

The audit was conducted in accordance with ISSAI 3000 and ISSAI 4000. The standards require that I comply with ethical requirements and plan and perform the audit to obtain assurance about whether the activities, financial transactions and information reflected in the financial statements comply in all material respects, with the authorities that govern them. I believe that the audit evidence I have obtained is sufficient and appropriate to provide a basis for my conclusion.

REPORT ON THE EFFECTIVENESS OF INTERNAL CONTROLS, RISK MANAGEMENT AND GOVERNANCE

Conclusion

As required by Section 7(1)(a) of the Public Audit Act, 2015, based on the audit procedures performed, except for the effects of the matter described in the Basis for Conclusion on Effectiveness of Internal Controls, Risk Management and Governance section of my report I confirm that nothing has come to my attention to cause me to believe that internal controls, risk management and governance were not effective.

Basis for Conclusion

Anomalies in Asset Management

The fixed assets register provided for audit verification included the following fleets of vehicles; Three (3) motor cycles, two (2) motor vehicles and one (1) grader making it a total of six (6) fleet. However, the following anomalies were noted;

i. Only two (2) fleet (1 Land cruiser and 1 motor cycle) are in good condition and in use. It was noted that the two (2) motor cycles were long rendered unserviceable and their registration documents were not provided for audit.

ii. There were also no ownership documents provided for audit for the new motor cycle Yamaha YBR 125G registration number GKC 044B recently purchased.

iii. It was noted that One (1) motor vehicle Toyota double cab Hilux GK A645R parked at the police station was involved in an accident in year 2012 and was rendered not economically viable to repair according the vehicle inspection report by the district mechanical reports dated 30th August 2012 and Toyota Kenya Limited report dated

14 August, 2013 provided for audit. There was no evidence of any action taken by Management to dispose the said vehicle.

iv. The grader model caterpillar 140H is in good conditions but has been grounded for a long period of time without being serviced. The purchase documents showed that the grader was purchased on 29th June 2007 from Mantrac Kenya Ltd but has no ownership documents. It is also worth noting that the grader had no registration number plate attached to it.

In the circumstances, the effectiveness of asset management system in place could not be confirmed.

The audit was conducted in accordance with ISSAI 2315 and ISSAI 2330. The standards require that I plan and perform the audit to obtain assurance about whether effective processes and systems of internal controls, risk management and overall governance were operating effectively in all material respects. I believe that the audit evidence I have obtained is sufficient and appropriate to provide a basis for my conclusion.

Responsibilities of Management and those Charged with Governance

Management is responsible for the preparation and fair presentation of these financial statements in accordance with International Public Sector Accounting Standards (Accrual Basis) and for maintaining effective internal controls as Management determines is necessary to enable the preparation of financial statements that are free from material misstatement, whether due to fraud or error and for its assessment of the effectiveness of internal controls, risk management and governance.

In preparing the financial statements, Management is responsible for assessing the Fund's ability to continue as a going concern, disclosing, as applicable, matters related to going concern and using the going concern basis of accounting unless Management is aware of the intention to cease operations.

Management is also responsible for the submission of the financial statements to the Auditor-General in accordance with the provisions of Section 47 of the Public Audit Act, 2015.

In addition to the responsibility for the preparation and presentation of the financial statements described above, Management is also responsible for ensuring that the activities, financial transactions and information reflected in the financial statements comply with the authorities which govern them and that public resources are applied in an effective way.

Those charged with governance are responsible for overseeing the Fund's financial reporting process, reviewing the effectiveness of how Management monitors compliance with relevant legislative and regulatory requirements, ensuring that effective processes and systems are in place to address key roles and responsibilities in relation to governance and risk management, and ensuring the adequacy and effectiveness of the control environment.

Auditor-General's Responsibilities for the Audit

My responsibility is to conduct an audit of the financial statements in accordance with Article 229(4) of the Constitution, Section 35 of the Public Audit Act, 2015 and the International Standards of Supreme Audit Institutions (ISSAIs). The standards require that, in conducting the audit, I obtain reasonable assurance about whether the financial statements as a whole are free from material misstatements, whether due to fraud or error and to issue an auditor's report that includes my opinion in accordance with Section 48 of the Public Audit Act, 2015. Reasonable assurance is a high level of assurance but is not a guarantee that an audit conducted in accordance with ISSAIs will always detect a material misstatement when it exists. Misstatements can arise from fraud or error and are considered material if, individually or in the aggregate, they could reasonably be expected to influence the economic decisions of users taken on the basis of these financial statements.

In conducting the audit, Article 229(6) of the Constitution also requires that I express a conclusion on whether or not in all material respects, the activities, financial transactions and information reflected in the financial statements are in compliance with the authorities that govern them and that public resources are applied in an effective way. In addition, I consider the entity's control environment in order to give an assurance on the effectiveness of internal controls, risk management and governance processes and systems in accordance with the provisions of Section 7(1)(a) of the Public Audit Act, 2015.

Further, I am required to submit the audit report in accordance with Article 229(7) of the Constitution.

Detailed description of my responsibilities for the audit is located at the Office of the Auditor-General's website at: https://www.oagkenya.go.ke/auditor-generals-responsibilities-for-audit/. This description forms part of my auditor's report.

FCPA Nancy Gathungu, CBS
AUDITOR-GENERAL

Nairobi

13 November, 2025

11. Statement of Financial Performance for the Year Ended 30th June 2025

	Note	*Period ended june*
		Kshs
Revenue from non-exchange transactions		
Transfers from the NGCDF Board	6	206,662,248
Grants/donations from other entities	7	-
Revenue from exchange transactions		
Finance income	8	-
Miscellaneous income (AIA)	9	28,500
Total revenue		**206,690,748**
Expenses		
Employee costs	10	6,635,064
Committee expenses	11	5,058,250
Use of Goods and Services	12	7,301,132
Other Government Units Actual expenditure	13	119,229,138
Other Grants and Transfers Actual expenditure	14	89,159,412
Depreciation and amortization expense	15	62,906
Digital Hubs Actual expenditure	16	-
Total expenses		**227,445,902**
Other gains/(losses)		
Gain/Loss on Sale of Assets	17	-
Impairment loss	18	-
Surplus/(Deficit) for the year		**(20,755,155)**

The Constituency financial statements were approved by the NGCDFC on 31/7/ 2025 and signed by:

Chairman NG-CDF Committee Name: Samson M. Wanjiku	Fund Accountant Manager Name: Jessi Mathu	National Sub-County Accountant Name: Duncan Mururu ICPAK M/No: 19439

12. Statement Of Financial Position As At 30th June, 2025

	Note	*Period as at June 2025*	*Opening Statement 1st July 2024*
		Kshs	Kshs
Assets			
Current Assets			
Cash And Cash Equivalents	19	114,976,577	106,663,427
Receivables from Exchange Transactions	20	-	-
Receivables from Non-Exchange Transactions	21	50,662,248	73,376,851
Prepayments	22	-	193,727
Total Current Assets		**165,638,825**	**180,234,005**
Non-Current Assets			
Property, Plant and Equipment	23	188,719	251,625
Intangible Assets	24	-	-
Right-of-use assets	25	-	-
Total Non- Current Assets		**188,719**	**251,625**
Total Assets (A)		**165,827,543**	**180,485,630**
Liabilities			
Current Liabilities			
Trade and Other Payables	26	-	-
Third-Party Deposits	27	3,335,117	242,386
Lease Liabilities	28	-	-
Gratuity provision	29	2,761,951	1,606,045
Total Current Liabilities		**6,097,068**	**1,848,431**
Non-Current Liabilities			
Lease Liabilities	28	-	-
Total Liabilities (B)		**6,097,068**	**1,848,431**
Net Assets (A-B)		**159,730,475**	**178,637,199**
Represented by:			
Revaluation Reserves			
Accumulated Surplus		**159,730,475**	**178,637,199**
Total Net Assets		**159,730,475**	**178,637,199**

The Constituency financial statements set out on pages 2 to 5 approved by NG CDFC on 31/7/ 2025 2025 and signed by:

Chairman NG-CDF Committee Name: Samson M. Wanjiku	Fund Accountant Manager Name: Jessi Mathu	National Sub-County Accountant Name: Duncan Mururu ICPAK M/No: 19439

13. Statement of Changes in Net Assets for the year ended 30 June 2025

	Kshs	Kshs	Kshs
As at 30th June 2024 (cash basis)	82,575,637		82,575,637
Adjustments: (to recognize assets and liabilities			
add PMC balances at 1st july 2024	24,087,790		24,087,790
Add previous disbursement receivable due for previous years	73,376,851		73,376,851
add assets recognized	251,625		251,625
Add prepayment	193,727		193,727
Less Liabilities	1,848,431		1,848,431
As at July 1, 2024	178,637,199	-	178,637,199
Prior Year adjustment - liability 23/24 F/Y omitted	1,848,431		1,848,431
Surplus/(Deficit) For the Period	(20,755,155)		(20,755,155)
Revaluation Gain/Loss	-	-	-
As at 30th June (current year)	**159,730,475**	-	**159,730,475**

NB: The Prior Year adjustments relates to omitted balance transferred to deposit account in the financial year 2023/2024,

Note:

1. For items that are not common in the financial statements, the Entity should include a note on what they relate to – either on the face of the statement of changes in equity/net assets or among the notes to the financial statements.
2. Prior year adjustment should have an elaborate note describing what the amounts relate to. In such instances, a restatement of the opening balances needs to be done.

14. Statement Of Cash Flows for The Year Ended 30th June 2025

	Notes	Period ended June 2025
		Kshs
Cash flows from operating activities		
Receipts		
Transfers from the NGCDF Board		229,376,851
Grants/donations from other entities		-
Finance income		-
Miscellaneous income		28,500
Total Receipts		**229,405,351**
Payments		
Employee costs		5,479,158
Committee expenses		5,058,250
Use of Goods and Services		7,349,791
Other Government Units Certified Works		115,894,021
Other Grants and Transfers		89,159,412
Digital Hubs Expenses		-
Total Payments		**222,940,632**
Net Cash Flows from/ (used in) Operating Activities	28	**6,464,719**
Cash flows From Investing Activities		
Purchase of PPE		-
Purchase of Intangible assets		-
Proceeds From Sale of PPE		-
Net Cash Flows from Investing Activities		-
Net increase/(decrease) in cash & Cash equivalents		6,464,719
Cash Flows from Financing Activities		
Lease payment		-
Net Cash Flows from Financing Activities		**6,464,719**
Cash and cash equivalents at Period Start	17	**106,663,427**
Add Prior Year adjustment (omitted deposit account balances transfer not recorded in deposit account		**1,848,431**
Cash and cash equivalents at Period End		**114,976,577**

(PSASB has prescribed the direct method of cash flow preparation/ presentation for all entities under the IPSAS accrual basis of accounting.)

15. Statement of Comparison of Budget and Actual Amounts for the Year ended 30 June 2025

	Original Budget	Adjustments		Final Budget	Actual on comparable basis	Budget utilization difference	% of Utilization
	Kshs	Kshs		Kshs	Kshs	Kshs	
	a	b		C=(a+b)	d	e=(c-d)	f=d/c*100
	2024/2025	Opening Balance (operational, deposit and PMCs C/Bk) and AIA	Previous Years' Outstanding disbursements	*2024/2025*	*2024/2025*		
Revenue							
Transfers From the NGCDF Board	206,662,248	106,663,427	73,376,851	386,702,525	336,040,278	50,662,248	87%
Grants/donations from other entities	-	-	-	-	-	-	
Finance income	-	-	-	-		-	
Miscellaneous income	-	-	-	-	-	-	
Totals	206,662,248	106,663,427	73,376,851	386,702,525	336,040,278	50,662,248	87%
Expenses							
Employee costs	6,682,248	2,973,120	-	9,655,368	5,479,158	4,176,210	57%

Committee expenses	5,298,000	709,091	1,550,000	7,557,091	5,058,250	2,498,841	67%
Use of Goods and Services	6,619,354	1,076,178	1,026,771	8,722,303	7,349,791	1,372,512	84%
Other Government Units Certified Works	64,927,291	77,054,411	70,282,080	212,263,782	115,894,021	96,369,761	55%
Other Grants and Transfers	96,635,354	22,820,507	518,000	119,973,862	89,159,412	30,814,450	74%
Digital Hubs Expenses	22,500,000	-	-	22,500,000	-	22,500,000	0%
Purchase of PPE	-	1,703,120	-	1,703,120	-	1,703,120	0%
Funds Pending Approval**	4,000,000	327,000	-	4,327,000	-	4,327,000	0%
Total Expenditure	**206,662,248**	**106,663,427**	**73,376,851**	**386,702,525**	**222,940,632**	**163,761,894**	**58%**
Surplus for the period	-	-	-	-	113,099,646		

***Funds pending approval are sums not yet approved by the board for utilization and include approved allocations and/or AIA not yet allocated for specific projects.*

Explanatory Notes.

1. *The Underutilization on the receipts relates to amount not yet received from the NGCDF board*
2. *Underutilization on the compensation of employees relates to budgeted gratuity to be paid at the end of the contract*
3. *Underutilization on the committee expenses, use of goods and services, other government, other grants and transfer, Digital hubs, purchase of PPE is due to the amount owing from the NGCDF Board*

Reconciliation of Summary Statement of Appropriation to Statement of Assets and Liabilities	
Description	Amount
Budget utilization difference totals	163,761,894
Less undisbursed funds receivable from the Board as at period 30th June, 2025	50,662,248
Add Appropriation In Aid collected during the year	28,500
Add Prior Year adjustment - liability 23/24 F/Y	1,848,431
Cash and Cash Equivalents at the end of the 30th June 2025	114,976,577

The accounting policies and explanatory notes to these financial statements form an integral part of the financial statements.
The Constituency financial statements were approved by NG CDFC on 31/7/2025 and signed by:

Chairman NG-CDF Committee	Fund Accountant Manager	National Sub-County Accountant

Name: Samson Mbugu Name: Jessi Mathu Name: Dancun Mururu
ICPAK M/No: **19439**

16. Budget Execution by Sectors And Projects For The Year Ended 30th June 2025

Programme/Sub-programme	Original Budget	Adjustments		Final Budget	Actual on comparable basis	Budget utilization difference
		Opening Balance (operational, deposit and PMCs C/Bk) and AIA	Previous Years' Outstanding Disbursements			
	Kshs	Kshs	Kshs	Kshs	Kshs	Kshs
1.0 Administration and Recurrent						
1.1 Compensation of employees	6,682,248	2,973,120	-	**9,655,368**	5,479,158	4,176,210
1.2 Committee allowances	1,248,000	51,300	-	**1,299,300**	1,057,000	242,300
1.3 Use of goods and services	4,469,487	926,126	-	**5,395,613**	4,447,586	948,027
Sub-total	**12,399,735**	**3,950,546**	-	**16,350,281**	**10,983,744**	5,366,537
2.0 Monitoring and evaluation						
2.1 Capacity building	850,000	518,456	350,000	**1,718,456**	920,800	797,656
2.2 Committee allowances	3,200,000	139,335	1,200,000	**4,539,335**	4,001,250	538,085
2.3 Use of goods and services	2,149,867	150,052	1,026,771	**3,326,690**	1,739,019	1,587,671
Sub-total	**6,199,867**	**807,843**	**2,576,771**	**9,584,481**	**6,661,069**	**2,923,412**

4.0 Emergency						
unutilized	10,860,960	1,650,194	-	**12,511,154**	-	12,511,154
Sub-total	**10,860,960**	**1,650,194**	**-**	**12,511,154**	**-**	**12,511,154**
5.0 Bursary and Social Security						
5.1 Primary Schools	-	-	-	**-**	-	-
5.2 Secondary Schools	60,000,000	3,334,903	-	**63,334,903**	61,118,868	2,216,035
5.3 Tertiary Institutions	15,000,000	3,844,063	-	**18,844,063**	18,841,249	2,814
5.4 special needs	874,394	873,563	-	**1,747,957**	1,747,394	563
5.5 Education Support Programmes	-	-	-	**-**		-
5.6 Social Security	-	-	-	**-**		-
Sub-total	**75,874,394**	**8,052,529**	**-**	**83,926,923**	**81,707,511**	**2,219,412**
7.0 Environment						
Amboni Assistant Chiefs office	30,000		-	**30,000**	-	30,000
Bondeni Assitant chiefs office	20,000		-	**20,000**	-	20,000
Burguret Assistant Chief Office	310,000		-	**310,000**	-	310,000
Endarasha Police Station	310,000		-	**310,000**	-	310,000
Gikamba Assistant Chief Office	310,000		-	**310,000**	-	310,000
Huhoini Assistant Chiefs Office	300,000		-	**300,000**	-	300,000

Kabaru Chiefs office	10,000		-	**10,000**	-	10,000
Kiahuko Primary School	630,000		-	**630,000**	-	630,000
Mbiriri Assistant Chief Office	310,000		-	**310,000**	-	310,000
Muthuini Ap Post	310,000		-	**310,000**	-	310,000
Thigi Assistant Chief Office	310,000		-	**310,000**	-	310,000
Mweiga NGCDF office	-	300,000	-	**300,000**	-	300,000
chaka chief office	-	300,925	-	**300,925**	286,272	14,653
Igathu primary school	-	628,986	-	**628,986**	534,945	94,041
Kamburaini chiefs office	-	570,131	-	**570,131**	551,162	18,969
kiaragana secondary school	-	608,311	-	**608,311**	**573,502**	34,809
Kimunyuru assistant chief office	-	300,000	-	**300,000**	**265,741**	34,259
Sub-total	**2,850,000**	**2,708,353**	-	**5,558,353**	**2,211,622**	**3,346,731**
8.0 Primary Schools Projects						
Aguthi Primary School	1,500,000	-	-	1,500,000	-	1,500,000
Airstrip Primary School	1,000,000	-	-	1,000,000	-	1,000,000
Airstrip primary school		1,589,763	-	1,589,763	1,513,647	76,116
CCM Nanyuki Primary School	3,000,000	3,768,096	-	6,768,096	3,667,891	3,100,205

Charity Primary School	1,500,000	1,562,170	-	3,062,170	1,262,447	1,799,723
Embaringo Primary School	1,500,000	-	-	1,500,000	-	1,500,000
Endarasha Primary School	2,050,001	996	-	2,050,997	-	2,050,997
Gatuanyaga Primary School	1,500,000	1,502,729	-	3,002,729	1,413,639	1,589,090
Honi Primary School	1,500,000	-	-	1,500,000	-	1,500,000
Irigithathi Primary School	1,000,000	-	-	1,000,000	-	1,000,000
Kambi Primary School	1,500,000	-	-	1,500,000	-	1,500,000
Kamburaini Primary School	1,500,000	-	-	1,500,000	-	1,500,000
Kamiruri Primary School	1,500,000	-	-	1,500,000	-	1,500,000
Karundas Primary School	1,000,000	-	-	1,000,000	-	1,000,000
Kiaragana Primary School	3,000,000	-	-	3,000,000	-	3,000,000
Kinyaiti Primary School	1,200,000	-	-	1,200,000	-	1,200,000
Kirinyaga Primary School	1,500,000	-	-	1,500,000	-	1,500,000
Lamuria Primary School	2,500,000	-	-	2,500,000	-	2,500,000
Mahiga Primary School	1,500,000	-	-	1,500,000	-	1,500,000
Maragima Primary School	2,000,000	-	-	2,000,000	-	2,000,000
Mere Primary School	1,000,000	-	-	1,000,000	-	1,000,000

Mugunda Primary School	1,000,000	-	-	1,000,000	-	1,000,000
Munyu Primary School	1,500,000	72,371	-	1,572,371	60,753	1,511,618
Mweiga Special School	2,000,000	-	-	2,000,000	-	2,000,000
narumoru township primary school	-	3,000,000	-	3,000,000	-	3,000,000
Narumoru Township Primary School	3,327,290	12,000,000	-	15,327,290	13,664,919	1,662,371
Narumoru Township Primary School	2,100,000	-	-	2,100,000	-	2,100,000
Nauritia Primary School	1,500,000	-	-	1,500,000	-	1,500,000
Ndathi Primary School	1,000,000	-	-	1,000,000	-	1,000,000
Ndiriti Primary School	1,500,000	-	-	1,500,000	-	1,500,000
Njengu Primary School	2,000,000	51,188	-	2,051,188	50,755	2,000,433
Nyange Primary School	1,000,000	-	-	1,000,000	-	1,000,000
Gakanga primary school		921	1,500,000	1,500,921	1,374,300	126,621
gatei primary school		737	1,500,000	1,500,737	1,411,522	89,215
Gatuamba primary school		-	1,500,000	1,500,000	-	1,500,000
Kieni primary school		1,000	17,000,000	17,001,000	17,000,575	425
kabaru primary school		235,391	1,000,000	1,235,391	1,027,181	208,211
kabendera primary school		3,449	1,500,000	1,503,449	1,418,288	85,161

kahuho primary school		1,140	1,500,000	1,501,140	1,336,037	165,103
Kandara Arimi primary school		1,450,191	2,000,000	3,450,191	2,975,150	475,041
kimahuri primary school		1,705,864	1,000,000	2,705,864	2,553,884	151,980
Kinyaiti primary school		-	1,500,000	1,500,000	1,414,585	85,415
Lusoi primary school		-	1,500,000	1,500,000	1,401,906	98,094
muthangira primary school		11	3,176,929	3,176,940	2,853,476	323,464
warazo jet primary school	-	239,599	1,000,000	1,239,599	937,629	301,970
Birisha primary school		7,393	3,353,859	3,361,252	3,027,202	334,050
karemeno primary school		1,598	3,353,859	3,355,457	3,211,112	144,345
kimbo primary school		5,778	1,676,929	1,682,707	1,561,323	121,384
Kamatongu primary school		1,502,183	1,676,929	3,179,112	3,106,793	72,319
Amboni primary school		62,736	1,676,929	1,739,665	1,510,551	229,115
Lachuta primary school		9,641	3,353,859	3,363,500	2,761,652	601,848
Kiahuko primary School		61,288	1,676,929	1,738,217	1,591,328	146,889
kiguru priimary school		1,934,789	1,676,929	3,611,718	3,411,434	200,284
Wangata primary school		1,500,000	1,676,929	3,176,929	3,006,243	170,686
Bondeni primary school		2,872,843		2,872,843	2,674,466	198,377

gitegi primary school		1,500,335		1,500,335	1,233,596	266,739
labura primary school		1,833,010		1,833,010	1,688,280	144,730
mbiriri primary school		1,000,112		1,000,112	947,782	52,330
mbirithi primary school		3,000,440		3,000,440	2,461,285	539,155
mitero primary school		1,502,870		1,502,870	1,415,807	87,063
muthuini primary school		1,500,527		1,500,527	1,413,148	87,379
mwangaza primary school		1,000,031		1,000,031	952,507	47,524
rongai primary school		1,516,515		1,516,515	1,412,604	103,911
Bellevue primary school		3,247,911		3,247,911	2,771,380	476,531
karicheni primary		1,799,913		1,799,913	1,594,856	205,057
Chaka primary school		2,423		2,423	-	2,423
Gitinga primary school		1,119,965		1,119,965	956,077	163,888
Karichuta primary school		297,949		297,949	-	297,949
Katheri primary school		64,303		64,303	-	64,303
Kiahuria primary school		612,779		612,779	-	612,779
Kihuhiro primary school		435,545		435,545	433,736	1,809
Macharia primary school		5,777		5,777	-	5,777
Manyatta primary school		62,875		62,875	52,957	9,918

Mlima Kenya primary school		8,537		8,537	3,896	4,641
Mweiga Primary school		32,160		32,160	-	32,160
Ndunyugwathi primary school		485,842		485,842	464,095	21,747
Ruai primary school		4,331		4,331	-	4,331
Rurichu primary school		4,624		4,624	-	4,624
Tanyai Primary school		32,240		32,240	27,137	5,103
Ikumari primary school		62,172		62,172	60,458	1,714
Talau primary school		48,399		48,399	-	48,399
Ngarinyiro Primary School		464		464	-	464
Sub-total	**49,677,291**	**56,325,913**	**55,800,080**	**161,803,284**	**101,090,288**	**60,712,996**
9.0 Secondary Schools Projects (List all the Projects)						
Amboni Secondary School	3,000,000	-		3,000,000	-	3,000,000
Embaringo Secondary School	750,000	-		750,000	-	750,000
Gakawa Secondary School	1,500,000	-		1,500,000	-	1,500,000
Kimahuri Secondary School	1,500,000	-		1,500,000	-	1,500,000
Labura Day Secondary School	1,500,000	-		1,500,000	-	1,500,000
Mere Secondary School	2,000,000	2,093,207		4,093,207	3,391,854	701,353

Mweiga Secondary school	500,000	-		500,000	-	500,000
Mwireri Secondary School	3,000,000	-		3,000,000	-	3,000,000
Warazo Jet Secondary	1,500,000	-		1,500,000	-	1,500,000
Gakanga secondary school		-	11,482,000	11,482,000	5,048	11,476,952
Ndiriti Aguthi secondary school		6,250	1,500,000	1,506,250	1,415,665	90,585
Watuka secondary school		-	1,500,000	1,500,000	1,410,388	89,612
St. Joseph Allamano Secondary School		500,000		500,000	-	500,000
Bellevue secondary school		1,500,000		1,500,000	1,201,396	298,604
Mureru secondary school		2,500,000		2,500,000	2,293,515	206,485
Mweiga secondary school		2,144,668		2,144,668	2,073,536	71,132
Narumoru mixed day secondary school		1,517,170		1,517,170	1,358,729	158,441
Observation hill secondary school		1,032,713		1,032,713	793,204	239,509
Kinyaiti secondary school		37,546		37,546	34,955	2,591
Narumoru girls secondary school		480,105		480,105	183,000	297,105
Karundas secondary school		436,775		436,775	-	436,775
ruirii secondary school		1,480,064		1,480,064	642,443	837,621
Sub-total	**15,250,000**	**13,728,498**	**14,482,000**	**43,460,498**	**14,803,733**	**28,656,765**

10.0 Tertiary institutions Projects (List all the Projects)						
Kieni Campus KMTC		7,000,000		**7,000,000**	-	7,000,000
				-		-
Sub-total	-	**7,000,000**	-	**7,000,000**		7,000,000
11.0 Security Projects						-
Endarasha Police Station	750,000	47,368		797,368	-	797,368
Expages Assistant Chief Office	2,000,000	-		2,000,000	-	2,000,000
Gikamba Assistant Chief Office	80,000	-		80,000	-	80,000
Gitero Chiefs Office	750,000	-		750,000	-	750,000
Kabendera Chiefs Office	750,000	-		750,000	-	750,000
Muthuini Asst. Chief Office	80,000	298,360		378,360	-	378,360
Narumoru Police Station	310,000	-		310,000	-	310,000
Ndiriti Chiefs Camp	750,000	7,841		757,841	-	757,841
Rongai Chief Office	80,000	-		80,000	-	80,000
Ruirii Assistant Chief Office	750,000	298,360		1,048,360	-	1,048,360
Kabati Assistant chiefs office	-	-	338,000	338,000	-	338,000

Kabati Assistant chiefs office		251,151	180,000	431,151	402,577	28,574
Mweiga assistant chiefs office		200,950		200,950	191,476	9,474
chaka police station		1,211,815		1,211,815	1,171,649	40,166
Embaringo Police station		481,640		481,640	471,429	10,211
Kamatongu Assistant chiefs office		80,000		80,000	78,293	1,707
Kimunyuru assistant chief office		1,329,656		1,329,656	894,616	435,040
Mweiga Police station		484,323		484,323	472,299	12,024
Nairutia Police station		758,903		758,903	699,104	59,799
Kieni east Sub county offices		479,347		479,347	444,800	34,547
Chaka chiefs office		925		925	-	925
Endarasha chiefs office		298,360		298,360	-	298,360
Gathiuru assistant chiefs office		298,360		298,360	-	298,360
Kirima assitastant chiefs office		300,000		300,000	-	300,000
Bondeni assitant chiefs office		298,360		298,360	-	298,360
wasonyiro assitant chiefs office		300,000		300,000	-	300,000
Laburra assistant chiefs office		300,000		300,000	-	300,000
Lusoi assistant chiefs office		300,000		300,000	-	300,000

Njengu assitant chiefs office - family		300,000		300,000	-	300,000
Amboni assitant chiefs office		9,120		9,120	-	9,120
Thigi assistant chiefs office		501,875		501,875	-	501,875
Njengu assitant chiefs office - equity		501,966		501,966	-	501,966
Maragima assistant chiefs		321,351		321,351	-	321,351
Ndathi police station		310,910		310,910	-	310,910
Gakawa chiefs office		15,928		15,928	-	15,928
Sub-total	**6,300,000**	**9,986,869**	**518,000**	**16,804,869**	**4,826,243**	**11,978,626**
12.0 Acquisition of assets						
12.1 Motor Vehicles (including motorbikes)		416,620		**416,620**	-	416,620
12.2 Purchase of furniture and fittings				-		-
12.3 Construction of CDF office		1,286,500		**1,286,500**	-	1,286,500
Sub-total	-	**1,703,120**	-	**1,703,120**	-	**1,703,120**
13.0 Others						
Mweiga Adult Education Office	750,000	-	-	**750,000**	-	750,000
Constituency Sports Project	-	422,563	-	**422,563**	414,036	8,527
			-	-		-
Sub-total	**750,000**	**422,563**	-	**1,172,563**	**414,036**	**758,527**

14.0 Digital Hubs						
Mweiga NGCDF office hall Digital hub	2,500,000	-	-	**2,500,000**	-	2,500,000
Narumoru Digital hub	20,000,000		-	**20,000,000**	-	20,000,000
Sub-total	**22,500,000**	-	-	**22,500,000**	-	**22,500,000**
Funds pending approval**						-
unapproved projects	4,000,000	327,000		**4,327,000**		**4,327,000**
AiA	-			-		-
Sub-total	**4,000,000**	**327,000**	-	**4,327,000**	-	**4,327,000**
Total	**206,662,248**	**106,663,427**	**73,376,851**	**386,702,525**	**222,284,210**	**164,418,316**

(NB: This statement is a disclosure statement indicating the utilization in the same format as the entity's budgets which are program-based. This statement totals should tie to the totals of the Statement of Comparison of Budget and Actual Amounts*)*

17. Notes to the Financial Statements

1. General information

The National Government Constituencies Development Fund (NG-CDF) formerly Constituencies Development Fund (CDF), is established by and derives its authority and accountability from the NG-CDF Act 2015 (amended 2023). The NG-CDF is wholly owned by the Government of Kenya and is domiciled in Kenya. The NG-CDF Kieni Constituency principal activity is implementation of approved projects.

2. Statement of Compliance and Basis of Preparation

The financial statements have been prepared in accordance with the Public Finance Management (PFM) Act and the International Public Sector Accounting Standards (IPSAS). The NG-CDF Kieni has taken advantage of the transitional provisions under IPSAS 33 and adopted a phased approach. Accordingly, this is the first transitional financial statement.

The NG-CDF Keini has recognized all financial assets, including cash and cash equivalents held in the operational account, deposit account, and PMC bank accounts; receivables (amounts due from the Board and other parties); prepayments; property, plant, and equipment (PPE); and intangible assets acquired during the financial year 2023/2024 up to the reporting date.

Liabilities recognized include trade and other payables, third-party deposits, and gratuity provisions.

The recognition of all other non-financial assets acquired prior to the 2023/2024 financial year will be undertaken in the third year of the transition period, after the necessary identification and valuation processes have been completed.

The financial statements have been prepared and presented in Kenya Shillings, which is the functional and reporting currency of the NG-CDF. The financial statements have been prepared in accordance with the PFM Act, the NGCDF Act and International Public Sector Accounting Standards (IPSAS). The accounting policies adopted have been consistently applied to all the years presented

3. Adoption of New and Revised Standards

i. New and amended standards and interpretations in issue effective in the year ended 30 June 2025.

There were no new and amended standards issued in the financial year.

ii. New and amended standards and interpretations in issue but not yet effective in the year ended 30 June 2024.

Standard	Effective date and impact:
IPSAS 43: Leases	*Applicable 1st January 2025* The standard sets out the principles for the recognition, measurement, presentation, and disclosure of leases. The objective is to ensure that lessees and lessors provide relevant information in a manner that faithfully represents those transactions. This information gives a basis for users of financial statements to assess the effect that leases have on the financial position, financial performance and cashflows of an Entity. The new standard requires entities to recognise, measure and present information on right of use assets and lease liabilities. *Not applicable*
IPSAS 44: Non- Current Assets Held for Sale and Discontinued Operations	*Applicable 1st January 2025* The Standard requires, Assets that meet the criteria to be classified as held for sale to be measured at the lower of carrying amount and fair value less costs to sell and the depreciation of such assets to cease and: Assets that meet the criteria to be classified as held for sale to be presented separately in the statement of financial position and the results of discontinued operations to be presented separately in the statement of financial performance. *Not applicable*
IPSAS 45: Property Plant and Equipment	*Applicable 1st January 2025* The standard supersedes IPSAS 17 on Property, Plant and Equipment. IPSAS 45 has additional guidance/ new guidance for heritage assets, infrastructure assets and measurement. Heritage assets were previously excluded from the scope of IPSAS 17

	in IPSAS 45, heritage assets that satisfy the definition of PPE shall be recognised as assets if they meet the criteria in the standard. IPSAS 45 has an additional application guidance for infrastructure assets, implementation guidance and illustrative examples. The standard has clarified existing principles e.g. valuation of land over or under the infrastructure assets, under- maintenance of assets and distinguishing significant parts of infrastructure assets. ***Not applicable***
IPSAS 46: Measurement	***Applicable 1st January 2025*** The objective of this standard was to improve measurement guidance across IPSAS by: i. Providing further detailed guidance on the implementation of commonly used measurement bases and the circumstances under which they should be used. ii. Clarifying transaction costs guidance to enhance consistency across IPSAS. iii. Amending where appropriate guidance across IPSAS related to measurement at recognition, subsequent measurement and measurement related disclosures. The standard also introduces a public sector specific measurement bases called the current operational value. ***Not applicable***
IPSAS 47: Revenue	***Applicable 1st January 2026*** This standard supersedes IPSAS 9- Revenue from exchange transactions, IPSAS 11 Construction contracts and IPSAS 23 Revenue from non- exchange transactions. This standard brings all the guidance of accounting for revenue under one standard. The objective of the standard is to establish the principles that an entity shall apply to report useful information to users of financial statements about the nature, amount, timing and uncertainty of revenue and cash flow arising from revenue transactions. ***Not applicable***

IPSAS 48: Transfer Expenses	*Applicable 1st January 2026* The objective of the standard is to establish the principles that a transfer provider shall apply to report useful information to users of financial statements about the nature, amount, timing and uncertainty of expenses and cash flow arising from transfer expense transactions. This is a new standard for public sector entities geared to provide guidance to entities that provide transfers on accounting for such transfers. *Not applicable*
IPSAS 49: Retirement Benefit Plans	*Applicable 1st January 2026* The objective is to prescribe the accounting and reporting requirements for the public sector retirement benefit plans which provide retirement to public sector employees and other eligible participants. The standard sets the financial statements that should be presented by a retirement benefit plan. *Not applicable*
IPSAS 50: Exploration For & Evaluation of Mineral Resources	*Applicable 1st January 2027* The objective of this Standard is to specify the financial reporting for the exploration for and evaluation of mineral resources. The Standard requires: i. Limited improvements to existing accounting practices for exploration and evaluation expenditures. ii. Entities that recognize exploration and evaluation assets to assess such assets for impairment in accordance with this Standard and measure any impairment in accordance with IPSAS 26. iii. Disclosures that identify and explain the amounts in the entity's financial statements arising from the exploration for and evaluation of mineral resources and help users of those financial statements understand the amount, timing and certainty of future cash flows from any exploration and evaluation assets recognized. *Not applicable*

iii. Early adoption of standards

The Entity did not early – adopt any new or amended standards in the financial year

4. Summary of Significant Accounting Policies

a) Revenue recognition

i) Revenue from non-exchange transactions

Transfers from other government entities

Revenues from non-exchange transactions with other government entities are measured at fair value and recognized on obtaining control of the asset (cash, goods, services and property) if the transfer is free from conditions and it is probable that the economic benefits or service potential related to the asset will flow to the *Fund* and can be measured reliably. To the extent that there is a related condition attached that would give rise to a liability to repay the amount, the amount is recorded in the statement of financial position and realized in the statement of financial performance upon fulfilling the conditions set. Revenue shall be recognized after allocations have been approved by the NG-CDF Board.

ii) Revenue from exchange transactions

Sale of goods

Revenue from the sale of goods is recognized when the significant risks and rewards of ownership have been transferred to the buyer, usually on delivery of the goods and when the amount of revenue can be measured reliably, and it is probable that the economic benefits or service potential associated with the transaction will flow to the *Entity.*

Interest income

Interest income is accrued using the effective yield method. The effective yield discounts estimated future cash receipts through the expected life of the financial asset to that asset's net carrying amount. The method applies this yield to the principal outstanding to determine interest income each period.

Rental income

Rental income arising from operating leases on investment properties is accounted for on a straight-line basis over the lease terms and included in revenue.

b) Budget information

The original budget was approved by Parliament on 30th June 2024 for the period 1st July 2024 to 30th June 2025as required by law. Included in the adjustments are Cash book opening balance, AIA generated during the year and constituency allocations not yet disbursed at the beginning of the financial year.

A comparison of the actual performance against the final budget for the financial year under review has been included in the financial statements.

The financial statements are prepared on an accrual basis using a classification based on the nature of expenses in the statement of financial performance, whereas the budget is prepared on a cash basis. The amounts in the financial statements were recast from the accrual basis to the cash basis and reclassified by presentation to be on the same basis as the approved budget. A comparison of budget and actual amounts, prepared on a comparable basis to the approved budget, is then presented in the statement of comparison of budget and actual amounts. In addition to the Basis difference, adjustments to amounts in the financial statements are also made for differences in the formats and classification schemes adopted for the presentation of the financial statements and the approved budget. A statement to reconcile the actual amounts on a comparable basis included in the statement of comparison of budget and actual amounts and the actuals as per the statement of financial performance has been presented under section 15 of these financial statements.

c) Property, plant and equipment

All property, plant and equipment are stated at cost less accumulated depreciation and impairment losses. Cost includes expenditure that is directly attributable to the acquisition of the items. When significant parts of property, plant and equipment are required to be replaced at intervals, the Entity recognizes such parts as individual assets with specific useful lives and depreciates them accordingly. Likewise, when a major inspection is performed, its cost is recognized in the carrying amount of the plant and equipment as a replacement if the recognition criteria are satisfied. All other repair and maintenance costs are recognized in surplus or deficit as incurred. Where an asset is acquired in a non-exchange transaction for nil or nominal consideration the asset is initially measured at its fair value.

d) Leases

Finance leases are leases that transfer substantially all of the risks and benefits incidental to ownership of the leased item to the *Constituency*. Assets held under a finance lease are capitalized at the commencement of the lease at the fair value of the leased property or, if lower, at the present value of the future minimum lease payments. The *Constituency* also recognizes the associated lease liability at the inception of the lease. The liability recognized is measured as the present value of the future minimum lease payments at initial recognition. Subsequent to initial recognition, lease payments are apportioned between finance charges and reduction of the lease liability so as to achieve a constant rate of interest on the remaining balance of the liability. Finance charges are recognized as finance costs in surplus or deficit. An asset held under a finance lease is depreciated over the useful life of the asset. However, if there is no reasonable certainty that the *Constituency* will obtain ownership of the asset by the end of the lease term, the asset is depreciated over the shorter of the estimated useful life of the asset and the lease term.

Operating leases are leases that do not transfer substantially all the risks and benefits incidental to ownership of the leased item to the *Constituency*. Operating lease payments are recognized as an operating expense in surplus or deficit on a straight-line basis over the lease term.

e) Intangible assets

Intangible assets acquired separately are initially recognized at cost. The cost of intangible assets acquired in a non-exchange transaction is their fair value at the date of the exchange. Following initial recognition, intangible assets are carried at cost less any accumulated amortization and accumulated impairment losses. Internally generated intangible assets, excluding capitalized development costs, are not capitalized and expenditure is reflected in surplus or deficit in the period in which the expenditure is incurred. The useful life of the intangible assets is assessed as either finite or indefinite. Intangible assets with an indefinite useful life are assessed for impairment at each reporting date.

f) Financial instruments

IPSAS 41 addresses the classification, measurement and de-recognition of financial assets and financial liabilities, introduces new rules for hedge accounting and a new impairment model for financial assets. *The entity does not have any hedge relationships and therefore the new hedge accounting rules have no impact on the Company's financial statements.* A financial instrument is any contract that gives rise to a financial asset of one entity and a financial liability or equity instrument of another entity. At initial recognition, the entity measures a financial asset or financial liability at its fair value plus or minus, in the case of a financial asset or financial liability not at fair value through surplus or deficit, transaction costs that are directly attributable to the acquisition or issue of the financial asset or financial liability.

a) Financial assets

Classification of financial assets

The entity classifies its financial assets as subsequently measured at amortised cost, fair value through net assets/ equity or fair value through surplus and deficit on the basis of both the entity's management model for financial assets and the contractual cash flow characteristics of the financial asset. A financial asset is measured at amortized cost when the financial asset is held within a management model whose objective is to hold financial assets in order to collect contractual cash flows and the contractual terms of the financial asset give rise on specified dates to cash flows that are solely payments of principal and interest on the principal outstanding. A financial asset is measured at fair value through net assets/ equity if it is held within the management model whose objective is achieved by both collecting contractual cashflows and selling financial assets and the contractual terms of the financial asset give rise on specified dates to cash flows that are solely payments of principal and interest on the principal amount outstanding. A financial asset shall be measured at fair value through surplus or deficit unless it is measured at amortized cost or fair value through net assets/ equity unless an entity has made irrevocable election at initial recognition for particular investments in equity instruments.

Subsequent measurement

Based on the business model and the cash flow characteristics, the entity classifies its financial assets into amortized cost or fair value categories for financial instruments. Movements in fair value are presented in either surplus or deficit or through net assets/ equity subject to certain criteria being met.

Amortized cost

Financial assets that are held for collection of contractual cash flows where those cash flows represent solely payments of principal and interest, and that are not designated at fair value through surplus or deficit, are measured at amortized cost. A gain or loss on an instrument that is subsequently measured at amortized cost and is not part of a hedging relationship is recognized in profit or loss when the asset is de-recognized or impaired. Interest income from these financial assets is included in finance income using the effective interest rate method.

Fair value through net assets/ equity

Financial assets that are held for collection of contractual cash flows and for selling the financial assets, where the assets' cash flows represent solely payments of principal and interest, are measured at fair value through net assets/ equity. Movements in the carrying amount are taken through net assets, except for the recognition of impairment gains or losses, interest revenue and foreign exchange gains and losses which are recognized in surplus/deficit. Interest income from these financial assets is included in finance income using the effective interest rate method.

Trade and other receivables

Trade and other receivables are recognized at fair values less allowances for any uncollectible amounts. Trade and other receivables are assessed for impairment on a continuing basis. An estimate is made of doubtful receivables based on a review of all outstanding amounts at the year end.

Fair value through surplus or deficit

Financial assets that do not meet the criteria for amortized cost or fair value through net assets/ equity are measured at fair value through surplus or deficit. A business model where the entity manages financial assets with the objective of realizing cash flows through solely the sale of the assets would result in a fair value through surplus or deficit model.

Impairment

The entity assesses, on a forward-looking basis, the expected credit loss ('ECL') associated with its financial assets carried at amortized cost and fair value through net assets/equity. The entity recognizes a loss allowance for such losses at each reporting date. Critical estimates and significant judgments made by management in determining the expected credit loss (ECL) are set out in *Note 18*

b) Financial liabilities

Classification

The entity classifies its liabilities as subsequently measured at amortized cost except for financial liabilities measured through profit or loss.

g) Inventories

Inventory is measured at cost upon initial recognition. To the extent that inventory was received through non-exchange transactions (for no cost or for a nominal cost), the cost of the inventory is its fair value at the date of acquisition. Costs incurred in bringing each product to its present location and conditions are accounted for, as follows:

i) Raw materials: purchase cost using the weighted average cost method.
ii) Finished goods and work in progress: cost of direct materials and labour and a proportion of manufacturing overheads based on the normal operating capacity but excluding borrowing costs.

After initial recognition, inventory is measured at the lower of cost and net realizable value. However, to the extent that a class of inventory is distributed or deployed at no charge or for a nominal charge, that class of inventory is measured at the lower of cost and current replacement cost. Net realizable value is the estimated selling price in the ordinary course of

operations, less the estimated costs of completion and the estimated costs necessary to make the sale, exchange, or distribution. Inventories are recognized as an expense when deployed for utilization or consumption in the ordinary course of operations of the *Constituency.*

h) Provisions

Provisions are recognized when the *Constituency* has a present obligation (legal or constructive) as a result of a past event, it is probable that an outflow of resources embodying economic benefits or service potential will be required to settle the obligation and a reliable estimate can be made of the amount of the obligation. Where the *Constituency* expects some or all of a provision to be reimbursed, for example, under an insurance contract, the reimbursement is recognized as a separate asset only when the reimbursement is virtually certain. The expense relating to any provision is presented in the statement of financial performance net of any reimbursement

i) Social Benefits

Social benefits are cash transfers provided to i) specific individuals and / or households that meet the eligibility criteria, ii) mitigate the effects of social risks and iii) Address the need of society as a whole. The entity recognises a social benefit as an expense for the social benefit scheme at the same time that it recognises a liability. The liability for the social benefit scheme is measured at the best estimate of the cost (the social benefit payments) that the entity will incur in fulfilling the present obligations represented by the liability.

j) Contingent liabilities

The Entity does not recognize a contingent liability but discloses details of any contingencies in the notes to the financial statements, unless the possibility of an outflow of resources embodying economic benefits or service potential is remote.

k) Contingent assets

The Entity does not recognize a contingent asset but discloses details of a possible asset whose existence is contingent on the occurrence or non-occurrence of one or more uncertain future

events not wholly within the control of the Entity in the notes to the financial statements. Contingent assets are assessed continually to ensure that developments are appropriately reflected in the financial statements. If it has become virtually certain that an inflow of economic benefits or service potential will arise and the asset's value can be measured reliably, the asset and the related revenue are recognized in the financial statements of the period in which the change occurs.

l) Employee benefits

Retirement benefit plans

The *Constituency* provides retirement benefits for its employees and directors. Defined contribution plans are post-employment benefit plans under which an Entity pays fixed contributions into a separate Entity (a fund) and will have no legal or constructive obligation to pay further contributions if the fund does not hold sufficient assets to pay all employee benefits relating to employee service in the current and prior periods. The contributions to fund obligations for the payment of retirement benefits are charged against income in the year in which they become payable. Defined benefit plans are post-employment benefit plans other than defined-contribution plans. The defined benefit funds are actuarially valued tri-annually on the projected unit credit method basis. Deficits identified are recovered through lump sum payments or increased future contributions on proportional basis to all participating employers. The contributions and lump sum payments reduce the post-employment benefit obligation.

Foreign currency transactions

Transactions in foreign currencies are initially accounted for at the ruling rate of exchange on the date of the transaction. Trade creditors or debtors denominated in foreign currency are reported at the statement of financial position reporting date by applying the exchange rate on that date. Exchange differences arising from the settlement of creditors, or from the reporting of creditors at rates different from those at which they were initially recorded during the period, are recognized as income or expenses in the period in which they arise.

m) Related parties

The *Entity* regards a related party as a person or an Entity with the ability to exert control individually or jointly or to exercise significant influence over the *Entity*, or vice versa.

n) Cash and Cash Equivalents

Cash and cash equivalents comprise cash on hand and cash at bank, short-term deposits on call, and highly liquid investments with an original maturity of three months or less, which are readily convertible to known amounts of cash and are subject to an insignificant risk of changes in value. Bank account balances include amounts held at various commercial banks at the end of the financial year.

o) Comparative figures

Where necessary comparative figures for the previous financial year have been amended or reconfigured to conform to the required changes in presentation.

p) Subsequent events

There have been no events subsequent to the financial year end with a significant impact on the financial statements for the year ended June 30, 2025.

5. Significant Judgments and Sources of Estimation Uncertainty

The preparation of the *Constituency* financial statements in conformity with IPSAS requires management to make judgments, estimates, and assumptions that affect the reported amounts of revenues, expenses, assets and liabilities, and the disclosure of contingent liabilities, at the end of the reporting period. However, uncertainty about these assumptions and estimates could result in outcomes that require a material adjustment to the carrying amount of the asset or liability affected in future periods. State all judgments, estimates, and assumptions made:

Estimates and assumptions.

The key assumptions concerning the future and other key sources of estimation uncertainty at the reporting date, that have a significant risk of causing a material adjustment to the carrying amounts of assets and liabilities within the next financial year, are described below. The Entity based its assumptions and estimates on parameters available when the consolidated financial statements were prepared. However, existing circumstances and assumptions about future developments may change due to market changes or circumstances arising beyond the control of the Entity. Such changes are reflected in the assumptions when they occur. IPSAS 1.140

Useful lives and residual value

The useful lives and residual values of assets are assessed using the following indicators to inform potential future use and value from disposal:

a) The condition of the asset is based on the assessment of experts employed by the Entity.
b) The nature of the asset, its susceptibility and adaptability to changes in technology and processes.
c) The nature of the processes in which the asset is deployed.
d) Availability of funding to replace the asset.
e) Changes in the market in relation to the asset

Provisions

Provisions were raised and management determined an estimate based on the information available. Provisions are measured at the management's best estimate of the expenditure required to settle the obligation at the reporting date and are discounted to present value where the effect is material.

(include provisions applicable for your organisation e.g. provision for bad debts, provisions of obsolete stocks and how management estimates these provisions).

6. Transfers from the NGCDF Board

Description	*FY 2024/2025*
	Kshs
NGCDFB Transfers (Allocation for the 2024/2025)	206,662,248
Total	**206,662,248**

7. Transfers from domestic and foreign partners

Description	*FY 2024/2025*
	Kshs
Grants	-
Total	**-**

8. Finance income

Description	*FY 2024/2025*
	Kshs
Interest Income on Bank Deposits	-
Total	**-**

(Provide a brief explanation for this revenue)

9. Miscellaneous income

	FY 2024/2025
	Kshs
Rental Income	-
Income from sale of tenders	-
Hire of plant/equipment/facilities	28,500
Other Income Not Classified Elsewhere *(specify)*	-
Total	**28,500**

10. Employees cost

	FY 2024/2025
	Kshs
NG-CDFC Basic staff salaries	3,819,536
Personal allowances paid as part of salary	-
House Allowance	535,200
Transport Allowance	624,000
Leave allowance	-
Gratuity to contractual employees	1,155,906
Employer Contributions Compulsory national social security schemes	295,063
Employer Contributions Compulsory Housing levy	74,910
Employer contributions to National Industrial Training Authority	10,450
Other – payment of internship stipend	120,000
Total	**6,635,064**

11. Committee Expenses

	FY 2024/2025
	Kshs
Sitting allowance	1,057,000
Other Committee expenses	4,001,250
Total	**5,058,250**

12. Use of Goods and services

	FY 2024/2025
	Kshs
Utilities, supplies and services	106,850
Communication, supplies and services	-
Domestic travel and subsistence	1,019,600
Printing, advertising and information supplies & services	61,250
Office Rent	15,000
Training expenses	920,800
Hospitality supplies and services	2,372,925
Insurance costs	193,727
Specialized materials and services	-
Office and general supplies and services	1,787,845
Fuel, oil & lubricants	601,500
Bank charges	68,152
Routine maintenance – vehicles and other transport equipment	153,483
Routine maintenance – other assets	-
Strategic plan expenses	-
Other operating expenses	-
Total	**7,301,132**

13. Other Government Units Actual expenditure

Description	*FY 2024/2025*
	Kshs
Primary Schools Actual expenditure	103,949,355
Secondary Schools Actual Expenditure	15,279,783
Tertiary Institutions Actual Expenditure	-
Total	**119,229,138**

14. Other Grants and transfers Actual expenditure

Description	*FY 2024/2025*
	Kshs
Bursary – secondary schools	61,118,868
Bursary – tertiary institutions	18,841,249
Bursary – special schools	1,747,394
Bursary - Education Support programmes	-
Social Security programmes (SHIF)	-
Security projects Actual Expenditure	4,826,243
Climate change mitigation projects	2,211,622
Emergency projects Actual Expenditure	-
Rural Electrification projects	-
Others specify- sports	414,036
Total	**89,159,412**

15. Depreciation and Amortization Expenses

Description	*FY 2024/2025*
	Kshs
Property Plant and Equipment	62,906
Intangible Assets	-
Total	**62,906**

16. Digital Hubs Expenses

Description	*FY 2024/2025*
	Kshs
Construction/ renovation/ Actual expenditure	Kshs
Digital Hub utility costs Water, Electricity,	-
Maintenance of ICT equipment	-
Maintenance of building	-
Others *(specify)*	-
Total	-

17. Gain/loss on Sale of Assets

Description	*FY 2024/2025*
	Kshs
Property, Plant and Equipment	-
Intangible Assets	-
Total Gain/loss on Sale of Assets	-

(Provide brief explanation on gains on sale of fixed assets)

18. Impairment Loss

Description	*FY 2024/2025*
	Kshs
Property, Plant and Equipment	-
Intangible Assets	-
(Include financial instruments that are impaired)	-
Total Impairment Loss	-

(Provide brief explanation on assets impairment loss)

19. Cash and Cash Equivalents

Name Of Bank and Account No.	*FY 2024/2025*	*Opening Statement 1st July 2024*
	Kshs	Kshs
Bank Accounts (Cash Book Bank Balance)		
Family Bank, Account No. 055000068398 (Operations account)	70,491,598	82,575,637
Operations account pending closure (Indicate name & account no.)	-	-
Cooperative Bank, account No. 01100944997001 (Deposit account)	2,776,951	-
Name of Bank, account No. (PMC's account)	41,708,028	24,087,790
Total	**114,976,577**	**106,663,427**
Cash Balances		
Location 1		
Location 2		
Other Locations (*Specify)*		
Total	-	-
[Provide Cash Count Certificates for Each]		

20. Receivables from Exchange Transactions

Description	*FY 2024/2025*	*Opening Statement 1st July 2024*
	Kshs	Kshs
Total receivables		
Other exchange debtors (*Specify*)	-	-
Less: impairment allowance	-	-
Total receivables	-	-
a. Current receivables	-	-
b. Non-current receivables	-	-
Total Receivables (a+b)	-	-

i. Ageing Analysis for Receivables

Description	*FY 2024/2025*		*Opening Statement 1st July 2024*	
	Kshs		Kshs	
	Financial Year 2025	% of the total	Opening Balance	% of the total
Less than 1 year	-	%	-	%
Between 1- 2 years	-	%	-	%
Between 2-3 years	-	%	-	%
Over 3 years	-	%	-	%
Total (a+b)	-	%	-	%

21. Receivables from Non-Exchange Transactions

Description	*FY 2024/2025*	*Opening Statement 1st July 2024*
	Kshs	Kshs
Transfers from NGCDFB	50,662,248	73,376,851
Outstanding imprest	-	-
Total	**50,662,248**	**73,376,851**

Ageing Analysis for Receivables

Description	*FY 2024/2025*		*Opening Statement 1st July 2024*	
	Kshs		Kshs	
	Current FY	% of the total	Opening Balance	% of the total
Less than 1 year	50,662,248	100%	-	-
Between 1- 2 years		0%	73,376,851	100%
Between 2-3 years	-	0%	-	0%
Over 3 years	-	0%	-	0%
Total (a+b)	50,662,248	100%	73,376,851	100%

22. Prepayments

Description	*FY 2024/2025*	*Opening Statement 1st July 2024*
	Kshs	Kshs
Prepaid Rent		-
Prepaid Insurance	-	193,727
Prepaid Electricity Costs		-
Other Prepayments *(Specify)*		-
Total	-	**193,727**

23. Property, Plant and Equipment

	Land	Buildings	Motor vehicles	Infrastructure assets	Furniture and fittings	Computers & ICT Equipment	Work in progress	Service concession assets	Total
Depreciation Rate		**10%**	25.00%	**20%**	12.50%	**30.00%**			
Cost	**Kshs**	**Kshs**	**Kshs**	**Kshs**	**Kshs**	**Kshs**	**Kshs**	**Kshs**	**Kshs**
Opening Bal as 1st July 2024	-	-	-	-	-	-	-	-	-
Additions	-	-	-	-	-	-	-	-	-
Disposals	-	-	-	-	-	-	-	-	-
Transfer/Adjustments	-	-	**335,500**	-	-	-	-	-	**335,500**
As At Sep/Dec/Mar/Jun 2025	-	-	**335,500**	-	-	-	-	-	**335,500**
Depreciation And Impairment									
Opening bal accumulated depreciation 1st July 2024	-	-	83,875	-	-	-	-	-	**83,875**
Depreciation	-	-	62,906	-	-	-	-	-	**62,906**
Disposals	-	-	-	-	-	-	-	-	-
Impairment	-	-	-	-	-	-	-	-	-
Transfer/Adjustment	-	-	-	-	-	-	-	-	-
As At Sep/Dec/Mar/Jun 2025	-	-	146,781	-	-	-	-	-	146,781
Net Book Values									
Opening Bal as at 1st July 2024	-	-	**251,625**	-	-	-	-	-	**251,625**
As At 30th June, 2025	-	-	**188,719**	-	-	-	-	-	**188,719**

Valuation

Land and buildings/ Equipment (be specific) were valued by in line with the National Assets and Liabilities Management Policy and Guidelines (Issued 30th June 2020).

23 a) Property, Plant and Equipment at Cost

If the freehold land, buildings and other assets were stated on the historical cost basis the amounts would be as follows:

	Cost	Accumulated Depreciation	NBV
	Kshs	Kshs	Kshs
Land	-	-	-
Buildings	-	-	-
Plant And Machinery	-	-	-
Motor Vehicles, Including Motorcycles	251,625	62,906	188,719
Computers And Related Equipment	-	-	-
Office Equipment, Furniture, And Fittings	-	-	-
Total	**251,625**	**62,906**	188,719

Property plant and Equipment includes the following assets that are fully depreciated:

	Cost or valuation	Normal annual depreciation charge
Plant and Machinery		
Motor Vehicles including Motorcycles		
Computers and Related Equipment		
Office Equipment, Furniture and Fittings		
Total	**0**	**0**

24. Intangible Assets and goodwill

Description	*FY 2024/2025*	*Opening Statement 1st July 2024*
	Kshs	Kshs
Cost	-	-
Opening balance at 1st July 2024	-	-
Additions	-	-
Disposal	-	-
At end of the 2025	-	-
Amortization and impairment	-	-
At beginning of the year	-	-
Amortization	-	-
At end of the year	-	-
Impairment loss	-	-
At end of the year	-	-
NBV at July 1st 2024	-	-
NBV at June 30th 2025	-	-

25. Right-of use assets

Description	Buildings	Plant	Equipment	Total
	Kshs	Kshs	Kshs	Kshs
Cost				
As At 1 July 2023 (Comparative period)	-	-	-	-
Additions	-	-	-	-
As At 30 June 2024 (Comparative Period)	-	-	-	-
Additions	-	-	-	-
As At 30 June 2025 (Current FY)	-	-	-	-
Accumulated Depreciation	-	-	-	-
As At 1 July 2023(Comparative period)	-	-	-	-
Charge for the period	-	-	-	-
As At 30 June 2024 (Comparative period))	-	-	-	-
Charge for the period	-	-	-	-
As At 30 June 2025	-	-	-	-
Carrying Amount	-	-	-	-
As At 30 June 2025	-	-	-	-
As At 30 June 2024 (Comparative Period)	-	-	-	-

26. Trade and Other Payables

Description	*FY 2024/2025*		*Opening Statement 1st July 2024*	
	Kshs		Kshs	
Trade payables	-		-	
Employee payables	-		-	
Other payables	-		-	
Total trade and other payables	-		-	
Aging analysis: (Trade and other payables)	*FY 2024/2025*	% of the Total	1st July 2024	% of the Total
Under one year	-	%	-	%
1-2 years	-	%	-	%
2-3 years	-	%	-	%
Over 3 years	-	%	-	%
Total (tie to above total)	-		-	

27. Third-Party deposits

	FY 2024/2025	*Opening Statement 1st July 2024*
	Kshs	Kshs
Retention as at start of the period (A)	242,386	-
Retention held during the period (B)	8,431,557	242,386
Retention paid during the period (C)	5,338,826	-
Closing Retention, D= A+B-C	**3,335,117**	**242,386**

Retentions aging analysis.

	FY 2024/2025	% of the total	Financial Year 2024	% of the total
Less than 1 year	3,335,117	100%	-	0%
1-2 years	-	0%	242,386	100%
2-3 years	-	0%	-	0%
Over 3 years	-	0%	-	0%
Total	3,335,117	100%	242,386	

(*The total above should be equal to the closing retention*)

28. Lease Liabilities

Description	*FY 2024/2025*	*Opening Statement 1st July 2024*
	Kshs	Kshs
Balance at the beginning of the year	-	-
Discount interest on lease liability	-	-
Paid during the year	-	-
At end of the year	-	-

Maturity Analysis

Period	Amount
Year 1	-
Year 2	-
Year 3	-
Year 4	-
Year 5 and onwards	-
Less: unearned Interest	-
	-

Analysed as:

Description	Amount
Current	-
Non- Current	-
Total	-

29. Gratuity Provision

Description	*FY 2024/2025*	*Opening Statement 1st July 2024*
	Kshs	Kshs
Gratuity at the beginning of the period (A)	1,606,045	-
Gratuity held during the period (B)	1,155,906	1,606,045
Gratuity paid during the period (C)	-	-
Total Gratuity provision as at June 2025 D=(A+B-C)	2,761,951	1,606,045

30. Cash Generated from Operations

	Period ended June 2025
	Kshs
Surplus for the period before tax	**(20,755,155)**
Adjusted for:	
Depreciation	62,906
Non-cash grants received	-
Contributed assets	-
Impairment	-
Gains and losses on disposal of assets	-
Contribution to provisions	-
Contribution to impairment allowance	-
Working capital adjustments	
Changes in inventory	-
Changes in receivables	(22,908,331)
Changes in deferred income	-
Changes in Third party deposits	(3,092,731)
Changes in gratuity provision	(1,155,906)
Changes in payments received in advance	-
Net cash flow from operating activities	**6,464,719**

(The total of this statement should tie to the cash flow section on net cash flows from/ used in operations)

31. Financial Risk Management

The Entity's activities expose it to a variety of financial risks including credit and liquidity risks and effects of changes in foreign currency. The Entity's overall risk management programme focuses on unpredictability of changes in the business environment and seeks to minimise the potential adverse effect of such risks on its performance by setting acceptable levels of risk. The Entity does not hedge any risks and has in place policies to ensure that credit is only extended to customers with an established credit history. The Entity's financial risk management objectives and policies are detailed below:

i) Credit risk

The Entity has exposure to credit risk, which is the risk that a counterparty will be unable to pay amounts in full when due. Credit risk arises from cash and cash equivalents, and deposits with banks, as well as trade and other receivables and available-for-sale financial investments. Management assesses the credit quality of each customer, taking into account its financial position, past experience and other factors. Individual risk limits are set based on internal or external assessment in accordance with limits set by the directors. The amounts presented in the statement of financial position are net of allowances for doubtful receivables, estimated by the Entity's management based on prior experience and their assessment of the current economic environment.

Financial Risk Management

The carrying amount of financial assets recorded in the financial statements representing the Entity's maximum exposure to credit risk without taking account the value of any collateral obtained is made up as follows:

Description	Total amount	Fully performing	Past due	Impaired
	Kshs	Kshs	Kshs	Kshs
As at 30th June 2025 (Current FY)				
Receivables from exchange transactions	-	-	-	-
Receivables from non-exchange transactions	50,662,248	50,662,248	-	-
Bank balances	**115,390,613**	**115,390,613**	-	-
Total	**166,052,861**	**166,052,861**	-	-
As at 30 June 2024 (Previous FY)				
Receivables from exchange transactions			-	-
Receivables from non-exchange transactions	73,376,851	73,376,851	-	-
Bank balances	**108,511,858**	**108,511,858**	-	-
Total	**181,888,709**	**181,888,709**	-	-

(NB: The totals column should tie to the individual elements of credit risk disclosed in the Entity's statement of financial position).

Financial Risk Management

The customers under the fully performing category are paying their debts as they continue trading. The credit risk associated with these receivables is minimal and the allowance for uncollectible amounts that the Entity has recognised in the financial statements is considered adequate to cover any potentially irrecoverable amounts. The Entity has significant concentration of credit risk on amounts due from xxx. The board of directors sets the Entity's credit policies and objectives and lays down parameters within which the various aspects of credit risk management are operated.

ii) Liquidity risk management

Ultimate responsibility for liquidity risk management rests with the Entity's directors, who have built an appropriate liquidity risk management framework for the management of the Entity's short, medium and long-term funding and liquidity management requirements. The Entity manages liquidity risk through continuous monitoring of forecasts and actual cash flows. The table below represents cash flows payable by the Entity under non-derivative financial liabilities by their remaining contractual maturities at the reporting date. The amounts disclosed in the table are the contractual undiscounted cash flows. Balances due within 12 months equal their carrying balances, as the impact of discounting is not significant.

Description	Less than 1 month	Between 1-3 months	Over 5 months	Total
	Kshs	Kshs	Kshs	Kshs
As at 30th June (Current FY)				
Trade payables				
Current poportion of borrowings				
Provisions				
Deferred income				
Gratuity Provision				
Total				
As at 30th June (Previous FY)				
Trade payables				
Current portion of borrowings				
Provisions				
Deferred income				

Description	Less than 1 month	Between 1-3 months	Over 5 months	Total
	Kshs	Kshs	Kshs	Kshs
Employee benefit obligation	-	-		
Total	-	-		

iii) Market risk

The *Entity* has put in place an internal audit function to assist it in assessing the risk faced by the Entity on an ongoing basis, evaluate and test the design and effectiveness of its internal accounting and operational controls. Market risk is the risk arising from changes in market prices, such as interest rate, equity prices and foreign exchange rates which will affect the Entity's income or the value of its holding of financial instruments. The objective of market risk management is to manage and control market risk exposures within acceptable parameters, while optimising the return. Overall responsibility for managing market risk rests with the Audit and Risk Management Committee. The Entity's Finance Department is responsible for the development of detailed risk management policies (subject to review and approval by Audit and Risk Management Committee) and for the day-to-day implementation of those policies. There has been no change to the Entity's exposure to market risks or the way it manages and measures the risk.

a) Foreign currency risk

The *Entity* has transactional currency exposures. Such exposure arises through purchases of goods and services that are done in currencies other than the local currency. Invoices denominated in foreign currencies are paid after 30 days from the date of the invoice and conversion at the time of payment is done using the prevailing exchange rate. The *Entity* manages foreign exchange risk form future commercial transactions and recognised assets and liabilities by projecting for expected sales proceeds and matching the same with expected payments.

b) Interest rate risk

Interest rate risk is the risk that the Entity's financial condition may be adversely affected as a result of changes in interest rate levels. The Entity's interest rate risk arises from bank deposits. This exposes the Entity to cash flow interest rate risk. The interest rate risk exposure arises mainly from interest rate movements on the Entity's deposits.

Management of interest rate risk

To manage the interest rate risk, management has endeavoured to bank with institutions that offer favourable interest rates.

Fair value of financial assets and liabilities

a) Financial instruments measured at fair value.

Determination of fair value and fair values hierarchy

IPSAS 30 specifies a hierarchy of valuation techniques based on whether the inputs to those valuation techniques are observable or unobservable. Observable inputs reflect market data obtained from independent sources; unobservable inputs reflect the *Entity's* market assumptions. These two types of inputs have created the following fair value hierarchy:

- Level 1 – Quoted prices (unadjusted) in active markets for identical assets or liabilities. This level includes listed equity securities and debt instruments on exchanges.
- Level 2 – Inputs other than quoted prices included within Level 1 that are observable for the asset or liability, either directly (that is, as prices) or indirectly (that is, derived from prices).
- Level 3 – inputs for the asset or liability that are not based on observable market data (unobservable inputs). This level includes equity investments and debt instruments with significant unobservable components. This hierarchy requires the use of observable market data when available. The *Entity* considers relevant and observable market prices in its valuations where possible.

There were no transfers between levels 1, 2 and 3 during the year. Disclosures of fair values of financial instruments not measured at fair value have not been made because the carrying amounts are a reasonable approximation of their fair values.

iv) Capital Risk Management

The objective of the Entity's capital risk management is to safeguard the Entity's ability to continue as a going concern. The Entity capital structure comprises of the following funds:

Description	*FY 2024/2025*	*Opening Statement 1st July 2024*
	Kshs	Kshs
Revaluation Reserve		
Retained Earnings		
Capital Reserve		
Total Funds		
Total Borrowings		
Less: Cash and Bank Balances		
Net Debt/(Excess Cash And Cash Equivalents)		
Gearing		

32. Related Party Disclosures

	FY 2024/2025	*Opening Statement 1st July 2024*
	Kshs	Kshs
Committee Members Remuneration		
Sitting allowance of committee Members during the year	1,057,000	1,215,000
	-	-
Transaction with the NGCDF Board	-	-
Transfers from the NGCDF Board during the year	229,376,851	213,409,980
Total	**231,729,051.00**	**214,624,980**

33. Segment Information

(Where an organisation operates in different geographical regions or in departments, IPSAS 18 on segmental reporting requires an Entity to present segmental information of each geographic region or department to enable users understand the Entity's performance and allocation of resources to different segments)

34. Contingent Assets and Contingent Liabilities

Contingent Assets

Description	*FY 2024/2025*	*Opening Statement 1st July 2024*
	Kshs	Kshs
Contingent Assets		
Insurance Reimbursements	-	-
Assets Arising from Determination Of Court Cases	-	-
Reimbursable Indemnities and Guarantees	-	-
Receivables From Other Government Entities	-	-
Others (Specify)	-	-
Total	-	-

(Give details)

Contingent Liabilities

Description	*FY 2024/2025*	*Opening Statement 1st July 2024*
	Kshs	Kshs
Contingent Liabilities	-	-
Court Case xx against the Entity	-	-
Bank Guarantees in Favour of Subsidiary	-	-
Contingent Liabilities arising from Contracts Including PPPs	-	-
Others (Specify)	-	-
Total	-	-

35. Capital Commitments

Capital Commitments	*FY 2024/2025*	*Opening Statement 1st July 2024*
	Kshs	Kshs
Authorised for	-	-
Authorised and Contracted for	-	-
Total	-	-

(NB: Capital commitments are commitments to be carried out in the next financial year and are disclosed in accordance with IPSAS 17. Capital commitments maybe those that have been authorised by the board but at the end of the year had not been contracted or those already contracted for and ongoing).

36. Events after the Reporting Period

There were no material adjusting and non-adjusting events after the reporting period.

37. Ultimate And Holding Entity

The Kieni Constituency is a Fund under The National Treasury and Planning & managed by NG-CDFB at the National level, and the NG-CDFC at the constituency level. Its ultimate parent is the Government of Kenya.

38. Currency

The financial statements are presented in Kenya Shillings (Kshs) rounded to the nearest Kshs.

18.Annexes

Annex 1: Summary of Asset Register

Asset class	Historical Cost b/f (Kshs)	Additions during the year (Kshs)	Disposals during the year (Kshs)	Historical Cost (Kshs) At Year End
Land	-	-	-	-
Buildings and structures	23,312,316	-	-	23,312,316
Transport equipment	10,177,625	-	-	10,177,625
Office equipment, furniture and fittings	2,248,518	-	-	2,248,518
ICT Equipment, Software and Other ICT Assets	3,177,166	-	-	3,177,166
Other Machinery and Equipment	18,005,520	-	-	18,005,520
Intangible assets	-	-	-	-
Total	**56,921,145**	-	-	**56,921,145**

(Attach the complete asset register showing all the assets in the constituency with the date of purchase, cost of the asset, depreciation rate, depreciation for the year, accumulated depreciation and the NBV of the assets)

Annex 2 –PMC Bank Balances As At 30th June 2025

PMC	Bank	Account number	Bank Balance Current period	*Opening Statement 1st July 2024*	
Name	Bank	Account Number	Account balance as at the date of reporting	opening balance (as per previous year FS	opening balance (not in the previous FS
PRIMARY SCH. PROJECTS					
Airstrip Primary School	Equity-Nyeri	1150279832998	76,116	89,763	
Bondeni Primary School	Equity-Nyeri	1150279832998	198,377	1,372,843	
Ccm Nanyuki Primary School	Equity-Nyeri	110297126222	100,205	2,268,096	
Chaka Primary School	Equity-Nyeri	110266222694	2,423	2,423	
Charity Primary School	Equity-Nyeri	1150262261922	299,723	62,170	
Endarasha Primary School	Equity-Nyeri	1150278541011	996	996	
Gatuanyaga Primary School	Equity-Nyeri	1150280403719	89,090	2,729	
Gitinga Primary School	Equity-Nyeri	110271581050	163,888	1,119,965	
Kabendera Primary School	Equity-Nyeri	1150284887844	85,161	3,449	
Karicheni Primary School	Equity-Nyeri	110269958533	205,057	122,984	
Karichuta Primary School	Equity-Nyeri	110264394548	297,949	297,949	
Katheri Primary School	Equity-Nyeri	110269984380	64,303	64,303	
Kiahuria Primary School	Equity-Nyeri	1150278821508	612,779	612,779	
Kiguru Primary School	Equity-Nyeri	110273133766	200,284	257,860	
Kihuhiro Primary School	Equity-Nyeri	1150282828414	1,809	435,545	
Kimahuri Primary School	Equity-Nyeri	1150262213176	151,980	1,705,864	
Kimbo Primary School	Equity-Nyeri	1150279825302	121,384	5,778	
Macharia Primary School	Equity-Nyeri	1150277811975	5,777	5,777	
Manyatta Primary School	Equity-Nyeri	1150279859406	9,918	62,875	
Mlima Kenya Primary School	Equity-Nyeri	1150282706720	4,641	8,537	

Munyu Primary School	Equity-Nyeri	1150199860794	11,618	72,371	
Mweiga Primary School	Equity-Nyeri	110199299669	32,160	32,160	
Ndunyugwathi Primary School	Equity-Nyeri	1150279778666	21,747	485,842	
Ruai Primary School	Equity-Nyeri	110266223834	4,331	4,331	
Rurichu Primary School	Equity-Nyeri	1150276286762	4,624	4,624	
Tanyai Primary School	Equity-Nyeri	110268859604	5,103	32,240	
Warazo Primary School	Equity-Nyeri	1150282706671	301,970	239,599	
Ikumari Primary School	Family bank	55000064518	1,714	62,172	
Talau Primary	Family bank	55000064521	48,399	48,399	
Amboni Primary	Family bank	55000064523	229,115	62,736	
Kabaru Primary School	Family bank	55000064524	208,211	235,391	
Narumoru Primary School	Family bank	55000064528	3,000,000	3,000,000	
Narumoru Primary School	Family bank	55000064529	1,662,371	-	
Njengu Primary School	Family bank	55000064529	433	51,188	
Ngarinyiro Primary School	Family bank	55000064531	464	464	
Rongai Primary School	equity	0110263546895	103,911		16,515
Wangata Primary School	Equity	110262468702	170,686		-
Gitegi Primary	equity	0110266350149	266,739		335
Mitero Primary	equity	1150198546730	87,063		2,870
Mbiriri Primary Sch	Equity	1150280153458	52,330		112
Mbirithi Primary	Equity	1150276286999	539,155		440
Kamatongu Primary	equity	1150276287063	72,319		2,183
Kandara Arimi Primary	National Bank	01020264485000	-		-
Kandara Arimi Primary	National Bank	01020264485000	475,041		200,191
Karemeno Primary	equity	0110270008844	144,345		1,598
Muthangira Primary	Equity	0110297220488	323,464		11
Birisha Primary	equity-Nyeri	0110269956783	334,050		7,393
Lachuta Primary	Equity	1150279833040	601,848		9,641
Kiahuko Primary	Equity	0110271580817	146,889		61,288

Kieni Primary	Equity	1940285997304	425		1,000
Gatei Primary	equity	0110269956718	89,215		737
Bellevue Primary Scool	Equity	110271495289	476,531		70,982
Laburra Primary School	equity	0110268859501	144,730		333,010
Muthuini Primary School	equity	0110266222802	87,379		527
Mwangaza Primary School	equity	1150280153398	47,524		31
Kahuho Primary School	equity	1150277811960	165,103		1,140
Gakanga Primary	equity	1150281167286	126,621		921
Kinyaiti Primary	equity	1940285997222	85,415		-
Lusoi Primary School	equity	1940286070068	98,094		-
Gatuamba Primary School	Equity Bank	1940286094687	1,500,000		-
SECONDARY SCHOOL PROJECTS					
Kinyaiti Secondary School	Family bank	55000058683	2,591	37,546	
Observation Hill Mixed Secondary School	Family bank	55000065156	239,509	32,713	
Naromoru Girls Sec School	Equity-Nyeri	1150279646723	297,105	480,105	
Karundas Secondary School	Equity-Nyeri	1150280153365	436,775	436,775	
Mureru Mixed Day Sec School	Equity-Nyeri	1150285462778	206,485	1,000,000	
Ruirii Secondary School	Equity-Nyeri	110266350099	837,621	1,480,064	
Naromoru Mixed Day Sec Sch	Equity	1150279859447	158,441		17,170
Mweiga Sec Sch	Equity	0110269984130	71,132		144,668
Bellevue Sec	family	055000069118	298,604		-
Ndiriti Aguthi Sec	equity	0110266239059	90,585		6,250
Gakanga Sec	National	7717621312	11,476,952		-
Watuka Sec	equity	1940285959172	89,612		-
Mere Secondary School	equity-Nyeri	0110264130825	701,353		93,207
ENVIRONMENT					
Igathu Primary School	Equity-Nyeri	1150276286551	94,041	28,986	

Kiaragana Sec School	Equity	0110262555564	34,809		8,311
Chaka Chiefs Office	Family Abank	55000064638	14,653	925	
Kimunyuru Assistant Chief Office	Family Abank	55000064644	34,259	-	
Kamburaini Chiefs Office	equity	0110266239233	18,969		270,131
Endarasha Chief Office	Family Abank	55000064637	298,360	298,360	
Gathiuru Assistant Chief Office	Family Abank	55000064642	298,360	298,360	
Bondeni Assistant Chiefs Office	Family Abank	55000064646	298,360	298,360	
Ruirii Assistant Chief Office	Family Abank	55000064647	298,360	298,360	
Muthuini Assistant Chief Office	Family Abank	55000064650	298,360	298,360	
Wasonyiro Assistant Chief Office	Family Abank	55000065324	300,000	300,000	
Labura Assistant Chief Office	Family Abank	55000065326	300,000	300,000	
Lusoi Assistant Chief Office	Family Abank	55000065327	300,000	300,000	
Njengu Assistant Chief Office	Family Abank	55000065323	300,000	300,000	
Maragima Assistant Chief	Equity-Nyeri	1150282450695	321,351	321,351	
Kabati Assistant Chiefs Office	Equity-Nyeri	1150282093406	251,151	251,151	
Ndathi Police Station	Equity-Nyeri	1150279821332	310,910	310,910	
Gakawa Chiefs Office	Equity-Nyeri	1150281993461	15,928	15,928	
Kirima Assistant Chief Office	Family Abank	55000064643	300,000	300,000	
SECURITY PROJECTS					
Endarasha Police Station	Family bank	055000064624	47,368	47,368	
Kimunyuru Assistant Chief Office	Family Abank	55000064644	435,040	499,656	
Chaka Police Station	Family bank	55000057887	40,166	40,812	
Amboni Assistant Chiefs Office	Family bank	55000057941	9,120	9,120	
Thigi Assistant Chiefs Office	Equity-Nyeri	1150282452177	501,875	501,875	
Njengu Assistant Chiefs Office	Equity-Nyeri	1150281167266	501,966	501,966	
Nairutia Police Station	Equity-Nyeri	1150280557334	59,799	278,903	
Kieni East County Office	equity	1150279385262	34,547		54,347
Embaringo Police Station	equity	1150279708807	10,211		1,640
Mweiga Police Station		1150279418329	12,024		4,323

Mweiga Asst Chiefs Office	equity	0110271587077	9,474		950
Kamatongu Asst Chiefs Office		1940285991381	1,707		-
Kabati assistant chiefs office	equity	1150282093406	28,574		251,151
EMERGENCY PMCs					
Laburra Day Sec Sch(Emerg)	equity	0110269979586	1,650,000	-	
Munyu Secondary school	equity-Nyeri	0110268859534	3,000,000	-	
Narumoru township pry sch	family	055000064528	2,000,000	-	
SPORTS PMCs			-		
Constituency Sports Project	Equity-Nyeri	110262506980	8,527	422,563	
GRANT TOTAL			**41,708,028**	**22,524,717**	**1,563,073**

Annex 3: Progress On Follow Up of Auditor Recommendations

The following is a summary of issues raised by the external auditor, management comments provided to the auditor, and subsequent progress made on resolving the issues.

Reference No. on the external audit Report	Issue / Observations from Auditor	Management comments	Status: *(Resolved / Not Resolved)*	Timeframe: *(Put a date when you expect the issue to be resolved)*
Lack of ownership of fixe assets	The financial statements and as disclosed in Annex 4 to the financial statements reflects Summary of Fixed Asset Register with a balance of Kshs.56,921,145. A review of Asset register revealed that one (1) Motor Grader (CAT 140H) and three (3) motor cycles have been grounded for a long period without being either serviced or boarded for disposal. Further, the title deed for land of unknown value and acreage on which Kieni East National Government Constituency Development Fund's office sits was not provided for audit verification. In the circumstances, the accuracy, completeness and ownership of fixed assets of Kshs 56,921,145 as at 30 June ,2024 could not be confirmed	- *The NGCDF Kieni constituency management has liaised with the NGCDFB for approval for disposal, and will immediately commence the process once the approval is granted.* - *The NGCDF management is following up with the Ministry of lands department for the ownership of the parcel of the land.*	Not resolved	
Un Acknowledged bursary disbursements	The Statement of Receipts and Payments and as disclosed in Note 8 to the financial statements reflects other grants and transfers balance of Kshs.98,894,165 which include Kshs.67,464,165 disbursed as bursary to various learning institutions. However, bursaries amounting to	*The bursary cheques were presented to the beneficiary institutions through the postal ems services.*	Not resolved	

Reference No. on the external audit Report	Issue / Observations from Auditor	Management comments	Status: *(Resolved / Not Resolved)*	Timeframe: *(Put a date when you expect the issue to be resolved)*
	Kshs.29,648,614.00 had no acknowledgment from recipient institutions as at December, 2024, casting doubt on whether the funds had actually been received by the various learning institutions. In the circumstances, the accuracy of other grants and transfers balance of Kshs.29,648,614.00 could not be confirmed	*However, the NGCDF management has followed up with them to provide with the acknowledgment of the same and copies and the list of acknowledged is available for your review*		
Unsupported project management committee account balances	The statement of receipts and payments and as disclosed in Note 7 and 8 to the financial statements reflects Kshs. 68,100,000 and Kshs. 98,894,165 in respect to transfer to other government units and other grants and transfers respectively both totaling to Kshs. 166,994,165. It also includes Kshs.22,535,135 reflected at Note 19.4 and Annex 5 as project Management Committee (PMC) bank balances, being the unspent project funds held by various institutions. However, the respective cashbooks, bank certificates and bank reconciliation statements were not provided for audit review contrary to Sections 100 and 90(1) of the Public Finance Management (National Government) Regulations, 2015.	*Copy of the bank certificates and the respective extract of cashbooks and bank reconciliations are available for review.*	Not resolved	

Reference No. on the external audit Report	Issue / Observations from Auditor	Management comments	Status: *(Resolved / Not Resolved)*	Timeframe: *(Put a date when you expect the issue to be resolved)*
	In the circumstances, the existence and accuracy of PMC bank balances of Kshs. 22,535,135 could not be confirmed.			
Budgetary control and perfomance	The summary statement of appropriation reflects final receipt budget and actual on comparable basis of Kshs.345,794,406 and Kshs.272,417,555 respectively resulting to an under-funding of Kshs.73,376,851 or 21% of the budget. Similarly, the Fund spent Kshs.189,841,918 against actual receipt of Kshs.272,417,555 resulting to an under-utilization of Kshs.82,575,637. The under-funding and under-utilization affected the planned activities and may have impacted negatively on service delivery to the public	The NGCDF had not received the whole allocation for the year as at the close of the financial year. However, the Constituency has received additional funding as follows Date of receipt AIE no. Amounts (Kshs.) 13/Nov/24 B228664 13,000,000.00 13/Nov/24 B234507 30,000,000.00 16/Dec/24 B234823 11,858,851.00 16/Dec/24 B234724 17,000,000.00 Total 71,858,851 The funds and the AIEs and have been received and implementation completed. Files for the respective projects available for your review	Not resolved	

Reference No. on the external audit Report	Issue / Observations from Auditor	Management comments	Status: *(Resolved / Not Resolved)*	Timeframe: *(Put a date when you expect the issue to be resolved)*
Poor implementation of projects	Review of the Project Implementation Status (PIS) report as at 30 June, 2024 indicate that the Fund allocated Kshs.201,666,082 towards implementation of various projects. As at the time of audit verification in November, 2024, one project in one of the primary schools that cost Kshs.1,000,000 for construction of a modern kitchen to completion had not started. In the circumstances, the delayed implementation denies the public value for money on the allocated Kshs.1,000,000 for the school project	*The NGCDF board as at the time of audit had not approved the projects for the construction of the Modern kitchen at Kimahuri primary school as it was resubmitted with change of activity to renovation of classes. The approval is given and subsequent funding on the same and The projects is now complete and in use*	Not resolved	

.....

Name

Fund Account Manager. .