REPUBLIC OF KENYA

REPUBLIC OF KENYA

OFFICE OF THE AUDITOR-GENERAL

Enhancing Accountability

THE NATIONAL ASSEMBLY
PAPERS LAID
DATE: 03 DEC 2025 DAY. Wednesday
TABLED BY: Hon. Naomi Waqo
CLERK-AT THE-TABLE: Gabriele Chebet

REPORT

PARLIAMENT OF KENYA LIBRARY

OF

THE AUDITOR-GENERAL

ON

OFFICE OF THE REGISTRAR OF POLITICAL PARTIES

FOR THE YEAR ENDED 30 JUNE, 2025

REPUBLIC OF KENYA
Telephone: +254(0)204022000
Mobile: 0772281357
Email: info@orpp.or.ke
Website: www.orpp.or.ke
When replying please quote

OFFICE OF THE AUDITOR GENERAL
P. O. Box 30084 - 00100, NAIROBI
RECORDS OFFICE
11 NOV 2025
RECEIVED

OFFICE OF THE REGISTRAR OF POLITICAL PARTIES
ORPP
Strengthening Political Parties
Lion Place, 1st & 4th Floor
Off Waiyaki Way
P.O Box 1131-00606
Sarit Centre, Nairobi.

OFFICE OF THE REGISTRAR OF POLITICAL PARTIES

RECURRENT

ANNUAL REPORTS AND FINANCIAL STATEMENTS FOR THE PERIOD ENDED 30TH JUNE 2025

Transitional IPSAS Financial Statements/Prepared in accordance with the Accrual Basis of Accounting Method Under International Public Sector Accounting Standards (IPSAS)

TABLE OF CONTENTS

1. ACRONYMS, ABBREVIATIONS AND GLOSSARY OF TERMS iii
2. OFFICE OF THE REGISTRAR OF POLITICAL PARTIES KEY INFORMATION AND MANAGMENT v
3. PROFILES OF ACCOUNTING OFFICER AND KEY MANAGEMENT TEAM xx
4. STATEMENT BY REGISTRAR OF POLITICAL PARTIES/CEO xxxi
5. STATEMENT OF PERFORMANCE AGAINST PREDETERMINED OBJECTIVES FOR FY 2024/2025 xxxviii
6. GOVERNANCE STATEMENT ii
7 MANAGEMENT DISCUSSION AND ANALYSIS viii
8 ENVIRONMENTAL AND SUSTAINABILITY REPORTING xii
9 STATEMENT OF MANAGEMENT RESPONSIBILITIES xvi
10 REPORT OF THE INDEPENDENT AUDITOR FOR THE FINANCIAL STATEMENTS OF OFFICE OF THE REGISTRAR OF POLITICAL PARTIES-POLITICAL PARTIES FUND FOR THE YEAR ENDED 30TH JUNE 2025 xviii
11 STATEMENT OF FINANCIAL PERFORMANCE FOR THE PERIOD ENDED 30TH JUNE 2025 1
12 STATEMENT OF FINANCIAL POSITION AS AT 30TH JUNE 2025 3
13 STATEMENT OF CHANGES IN NET ASSETS FOR THE YEAR ENDED 30TH JUNE 2025 5
14 STATEMENT OF CASH FLOWS FOR THE YEAR ENDED 30TH JUNE 2025 6
15 STATEMENT OF COMPARISON OF BUDGET AND ACTUAL AMOUNTS FOR THE YEAR ENDED 30th JUNE 2025 8
16 NOTES TO THE FINANCIAL STATEMENTS 10

1. ACRONYMS, ABBREVIATIONS AND GLOSSARY OF TERMS

A: Acronyms and Abbreviations

CEO	Chief Executive Officer
CBK	Central Bank of Kenya
ICPAK	Institute of Certified Public Accountants of Kenya
IPSAS	International Public Sector Accounting Standards
NT	National Treasury
OCOB	Office of the Controller of Budget
OAG	Office of the Auditor General
OSHA	Occupational Safety and Health Act of 2007
ORPP	Office of the Registrar of Political Parties
PFM	Public Finance Management
PPE	Property Plant & Equipment
PSASB	Public Sector Accounting Standards Board
SAGAs	Semi-Autonomous Government Agencies
PPRA	Public Procurement Regulatory Authority
PPAD	Public Procurement and Assert Disposal Act
MTP	Medium Term Plan
PPA	Political Parties Act CAP 7D
PPLC	Political Parties Liaison Committee
TNA	Training Need Assessment
IEBC	Independent Electoral Boundaries Commission
IPPMS	Integrated Political Party Management System

B: Definition of Key Terms

Comparative Year	Means the prior period
Fiduciary Management	Members of Management directly entrusted with the responsibility of financial resources of the organization
Plenary	The ORPP Policy organ constituted by the Registrar and two Assistants of the Registrar of Political Parties
Registrar	The Registrar of Political Parties
Office	Means the Office of the Registrar of Political Parties

2. OFFICE OF THE REGISTRAR OF POLITICAL PARTIES KEY INFORMATION AND MANAGMENT

(a) Background Information

The Office of the Registrar of Political Parties (ORPP) is established under Section 33 of the Political Parties Act CAP. 7D as a State Office within the meaning of Article 260 of the Constitution of Kenya. The ORPP is a body corporate with perpetual succession and a seal and capable of suing and being sued in its corporate name. The Office shall be headed by the Registrar and deputized by three (3) Assistant Registrars.

The Constitution declares Kenya a multi-party democratic state and guarantees political rights under Article 38. Article 91 envisages well governed and managed political parties that meet basic requirements including but not limited to having a national character, abiding by the democratic principles of good governance and promoting democracy through regular, free and fair elections and respecting the rights of all persons to participate in political processes. Pursuant to Article 92 on legislation of political parties, the Political Parties Act Cap. 7D was enacted.

(b) Mandate

The mandate of the Office is to register political parties, regulate activities of political parties as well as administer the Political Parties Fund.

Principal Activities

The functions of the Office as outlined under section 34 of the Political Parties Act Cap. 7D are to;

i) register, regulate, monitor, investigate and supervise political parties to ensure compliance with the Political Parties Act;
ii) administer the Political Parties Fund;
iii) ensure publication of audited annual accounts of political parties;
iv) verify and make publicly available the list of all members of political parties;
v) keep and maintain a register of members of registered political parties,
vi) keep and maintain a register of political parties and the symbols of political parties;
vii) ensure and verify that no person is a member of more than one political party and notify the Independent Electoral and Boundaries Commission of the findings;
viii) certify that an independent candidate in an election is not a member of any registered political party;
ix) certify that the symbol intended to be used by an independent candidate in an election does not resemble the symbol of a registered political party;
x) certify that the names appearing in a party list are the names of members of the political party presenting the party list;

xi) train political party election agents upon the request and financing by the political party;

xii) investigate complaints received under the Act; and

xiii) perform such other functions as may be conferred by the Act or any other written law.

Vision

A model regulator of political parties for a credible democratic multi-party system.

Mission

To promote the realization of political rights through registration and regulation of political parties in Kenya

Core Values

The Office is bound by the national values and principles of governance, leadership and integrity as stipulated in the Constitution. The specific core values are:

i) **Professionalism** - The Office will inculcate competence and skills in order to efficiently, effectively and transparently serve internal and external clients.

ii) **Integrity** - The Office will uphold high moral standards and honesty in the provision of services.

iii) **Respect for the rule of law** - The Office shall adhere to the applicable laws, rules and regulations.

iv) **Innovativeness** – The Office will adopt creative processes aided by modern technology

v) **Impartiality** – The Office will observe political neutrality and offer equal treatment in the provision of services

vi) **Inclusivity** –The Office will provide equal access to opportunities and resources for all people including special interest and marginalized groups.

(c) Key Management

The Office is structured into four (4) directorates each mandated to drive functions and strategic priorities of the Office as outlined in the table 1 below:

Table 1: Key Management

S/No.	Directorates
1.	Registration and Field Services Coordination
2.	Compliance and Political Parties Capacity Building
3.	Finance, Political Parties Fund & Strategy
4.	Human Resource and Administration.

(d) Fiduciary Management

The key management personnel who were in charge of various operations with direct fiduciary responsibilities during the financial year ended 30th June 2025 were as outlined in table 2 below.

Table 2: Fiduciary Management

S/No.	Designation	Names
1.	Ag. Registrar of Political Parties	Sophia Sitati
2.	Registrar of Political Parties	Ann N. Nderitu, CBS *
3.	Assistant Registrar of Political Parties	Ali Abdullahi Surraw
4.	Assistant Registrar of Political Parties	CPA Florence Birya
5.	Director Compliance & Political Parties Capacity Building	Daniel Kinuthia
6.	Director Finance, Political Parties Fund & Strategy	Joshua Kimulu
7.	Deputy Director, Registration	Locha Erukudi
8.	Deputy Director Accounting Services	Douglas Wanzala
9.	Deputy Director, Internal Audit	Veronicah Muasya
10.	Deputy Director Human Resource Management*	Jacqueline Kosgei*
11.	Deputy Director Planning and Research	Joseph Kanja
12.	Deputy Director, Political Parties Capacity Building	Anastacia Kaberere
13.	Deputy Director Field Services	Joshua Ngala
14.	Deputy Director Information Communication and Technology	Robert Waithaka
15.	Deputy Director Corporate Communication	Mutethia Mberia
16.	Deputy Director Administration	Jane Kamau
17.	Senior Supply Chain Management Officer	Esther Kiarie
18.	Senior Legal Officer	Wafula Wakoko
19.	Deputy Director Partnership and Linkages	Beatrice Nderi
20.	Deputy Director Human Resource Management	Damaris Mwendwa
21.	Senior Records Management Officer	Saqib Kazungu
22.	Deputy Director, Compliance	Geraldine Mukele
23.	Deputy Director, Finance	Sinteria Lemain

**The member served upto January 2025*

(e) Fiduciary Oversight Arrangements

1. Plenary

The ORPP Plenary comprises the Registrar of Political Parties (RPP) and the Assistant Registrars of Political Parties (ARPPs) with the Registrar as the Chairperson.

Table 3: Plenary

S/No.	Designation	Names
1.	Ag. Registrar of Political Parties	Sophia Sitati
2.	Registrar of Political Parties	Ann N. Nderitu, CBS *
3.	Assistant Registrar of Political Parties	Ali Abdullahi Surraw
4.	Assistant Registrar of Political Parties	CPA Florence Birya

**Registrar served upto 10th July 2025*

Terms of Reference

The terms of reference include;

i) to oversee the execution of the mandate of the Office;

ii) to approve and provide policy and strategy directions to the ORPP in line with the statutory mandate; and

iii) to approve, ratify resolutions/recommendations, and adopt reports/decisions made by the management and or management on policy issues as the case may require.

2. Management Committee

The ORPP has a management committee which comprises the Registrar, Assistant Registrars, heads of directorates and departments with the Registrar as the chairperson.

Terms of Reference

The terms of reference include;

i) review policies, reports, and guidelines developed by directorates and departments and recommend for approval by plenary;

ii) receive and review recommendations from various committees;

iii) review and recommend departmental budgets to plenary;

iv) review operational and financial performance of the organization to ensure sustainability; and

v) review financial statements before submission to the Office of the Auditor General

3. Audit Committee

The Public Finance Management Act, CAP. 412A, under Section 73(5) and Regulation 174 of the Public Finance Management Regulations, 2015, and Gazette Notice 40 of 15th April 2016, provide for the establishment of the Audit Committee for a term of three (3) years, which is renewable once. The Registrar, through letters Ref: RPP/CMT/13 Vol (34-44) dated 11th March, 2024, appointed the following as members of the ORPP Audit Committee. The appointment was effective from 1st April 2024 for 3 years, renewable once as per Table 4 below

Table 4: Audit Committee

S/No.	Name	Appointment
1.	Kyalo Mwengi	Chairperson
2.	Reuben Chirchir	Member
3.	Lydia Mokaya	Member
4.	Elizabeth Kiano	Member
5.	Joseph Welimo	The National Treasury Representative
6.	Veronicah Muasya	Secretary

Terms of Reference:

The terms of reference include;

i) provide strong and effective oversight of the internal audit function and obtain assurance from management that ORPP financial and non-financial internal control and risk management functions are operating effectively and reliably;

ii) provide an independent review of ORPP reporting functions to ensure the integrity of financial reports.

iii) monitor the effectiveness of the Office's performance information and compliance with the performance management framework and performance reporting requirements;

iv) engage with the external audit and assess the adequacy of management response to issues identified in audit.

v) provide oversight of the implementation of accepted audit recommendations; and

vi) ensure that ORPP effectively monitors compliance with legislative and regulatory requirements and promote a culture committed to lawful and ethical behavior.

4. Budget Implementation Committee

In line with Regulation 18 of The Public Finance Management Regulations,2015 and The National Treasury Circular No.10/2024, the Registrar constituted a Budget Implementation Committee (BIC) with the following members in Table below 5: -

Table 5: Budget Implementation Committee

S/No	Name	Designation	Appointment
1.	Joshua Kimulu	Director Finance, Political Parties Fund & Strategy	Chairperson
2.	Jacqueline Kosgei*	Assistant Director Human Resource Management	Member
3.	Damaris Mwendwa	Deputy Director Human Resource Management	Member
4.	Daniel Kinuthia	Director Compliance	Member
5.	Joseph Kanja	Deputy Director Planning and Research	Member
6.	Esther Kiarie	Senior Supply Chain Management Officer	Member
7.	Wafula Wakoko	Senior Legal Officer	Member
8.	Locha Erukudi	Deputy Director, Registration	Member
9.	Joshua Ngala	Deputy Director Field Services	Member
10.	Jane Kamau	Deputy Director Administration	Member
11.	Beatrice Nderi	Deputy Director Partnership and Linkages	Member
12.	Sinteria Lemain	Deputy Director Finance	Member
13.	John Mberia	Deputy Director Corporate Communication	Member
14.	Robert Waithaka	Deputy Director Information Communication and Technology	Member
15.	Douglas Wanzala	Deputy Director Accounting Services	Secretary

** The member served upto January 2025*

Terms of Reference

The terms of reference include;

i) review and consider the cash flow plans ;

ii) review the utilization of cash limits and consider any changes as may be required;

iii) review the utilization of donor Funds voted for ORPP;

iv) advise the Accounting Officer on any challenges related to the budget implementation;

v) review and recommend reallocation of expenditures;

vi) review and approve the submission of expenditure returns, IPPD, pending bills and A-I-A returns for ORPP and recommend actions to be taken;

vii) participate in sector Working Groups in budget preparation processes; and

viii) prepare budget for ORPP in consultation with Heads of Departments.

5. Human Resource Management Advisory Committee

In line with the ORPP Human Resource Policy and Procedure Manual, 2024, the Registrar constituted a Human Resource Management Advisory Committee with the following members in Table 6 below:

Table 6: Human Resource Management Advisory Committee

S/No	Name	Designation	Appointment
1.	Locha Erukudi	Deputy Director, Registration	Chairperson
2.	Mutethia Mberia	Deputy Director, Corporate Communication	Vice Chairperson
3.	Joshua Kimulu	Director Finance, Political Parties Fund & Strategy	Member
4.	Jane Kamau	Deputy Director, Administration	Member
5.	Joseph Kanja	Deputy Director, Planning and Research	Member
6.	Geraldine Mukele	Deputy Director, Compliance	Member
7.	Robert Waithaka	Deputy Director, ICT	Member
8.	Joshua Ngala	Deputy Director, Field Services Coordination	Member
9	Jacqueline Kosgei*	Assistant Director HRM	Secretary
10.	Damaris Mwendwa	Deputy Director HRM	Secretary

** The member served upto January 2025*

Terms of Reference

The terms of reference include;

i) recommend recruitments and appointments of staff to fill vacant positions;

ii) deliberate and make recommendations to the Management Committee on all requests for promotions and re-designations;

iii) handle employee discipline cases and make appropriate recommendations to the Management Committee;

iv) deliberate and make recommendations to the Management Committee on all requests of acting allowance and special duty allowance;

v) handle staff performance management;

vi) management internship and industrial attachment requests; and

vii) co-ordinate review of organizational structure and other human resource policies.

6. Information and Communication Technology (ICT) Committee

The Registrar constituted the ICT Committee to ensure that ICT projects are aligned with national policies, standards, and ORPP strategic goals for efficient and effective service delivery. Members of the committee for the Financial Year 2024/25 were as per Table 7 below:

Table 7: Information and Communication Technology (ICT) Committee

S/No	Name	Designation	Appointment
1.	Daniel Kinuthia	Director Compliance	Chairperson
2.	Josephat Nyongesa	Senior ICT Officer	Member
3.	Saqib Kazungu	Senior Records Management Officer	Member
4.	Judy Gathoni	Senior Registration Officer	Member
5.	Lenard Rotich	ICT Officer	Member
6.	Marjorie Okeyo	Senior Research Officer	Member
7.	Serah Wachuka	Registration Officer	Member
8.	Robert Waithaka	Deputy Director ICT	Secretary

Terms of Reference

The terms of reference include to;

i) deliberate and make recommendations on matters related to effective and efficient management of IT resources;

ii) ensure that ICT policies are aligned with the strategic objectives of ORPP;

iii) ensure that the ICT projects are delivered within the agreed budget and timeframe;

iv) monitor and report on the implementation of ICT projects against approved project plans, with particular emphasis on quality, risk management, benefits realization and change management;

v) assess the quality and value of ICT project proposals and provide advice and recommendations to the Office on the merits of those proposals;

vi) review and approve ICT project implementation plans and project management documents;

vii) oversee development, approval and implementation of ICT sstrategic objectives;

viii) provide the Office with regular progress reports on the implementation of the ICT plans.

7. Communication, CSR and Resource Centre Committee

The Registrar constituted the Committee which is responsible for providing quality assurance to ORPP communication, Corporate Social Responsibility (CSR) and the resource centre programmes. Members of the Committee as per Table 8 below: -

Table 8. Communication, CSR and Resource Centre Committee

S/No.	Name	Designation	Appointment
1.	Beatrice Nderi	Deputy Director, Partnership and Linkages	Chairperson
2.	Winn Karimi	Compliance Officer	Member
3.	Kelvin Yatich	Senior Finance Officer	Member
4.	Lucy Kemunto	Senior Registration Officer	Member
5.	Beatrice Amollo	Librarian	Member
6.	John Mwaura	Senior Registration Officer	Member
7.	Abdirahman Hussein	Senior Planning Officer	Member
8.	Mutethia Mberia	Deputy Director, Corporate Communication Officer	Secretary

Terms of Reference: -

The terms of reference include to;

i) monitor implementation of communication-related policies and strategies;

ii) identify and coordinate sourcing of appropriate infrastructure (software, systems, hardware) in line with the Resource Centre objectives;

iii) collate and Collect information periodically for stocking information at the Resource Centre on behalf of the assigned functional areas;

iv) undertake periodic review of corporate communication gaps and recommend appropriate interventions;

v) oversee the implementation of ORPP Corporate Social Responsibility activities;

vi) identify and periodically apprise the Management Committee with appropriate measures on statutory, regulatory and policy requirements/developments on matters pertaining to the Committee's mandate;

vii) provide input into organization, participation or hosting of corporate events; and

viii) formulate the ORPP Resource Centre policies, manuals, and procedures that will guide the running of the Resource Centre.

ix) periodically report on its functions to the management committee.

8. Capacity Building, Partnerships and Stakeholders Engagement Committee

The Registrar constituted the Capacity Building, Partnerships and Stakeholders Engagement Committee, which is responsible for the development ORPP framework for capacity building programmes and mechanisms for forging strategic partnerships with stakeholders. Members of the committee appointed on 30th August 2023 were as per Table 9 below: -

Table 9: Capacity Building, Partnerships and Stakeholders Engagement Committee

S/No.	Name	Designation	Appointment
1.	Mathew Sinteria	Deputy Director, Finance and Accounts	Chairperson
2.	Jacqueline Kosgei*	Deputy Director, HRM	Member
3.	Damaris Mwendwa	Deputy Director,HRM	Member
4.	Joseph Kanja	Deputy Director, Planning	Member
5.	Beatrice Nderi	Deputy Director, Partnership and Linkages	Member
6.	Joshua Ngala	Deputy Director, Field Services Coordination	Member
7.	Hope Nandwa	Senior Registration Officer	Member
8.	Ifrah Ibrahim	Registration Officer	Member
9.	Anastacia Kaberere	Deputy Director, Political Parties Capacity Building	Secretary

**The member served upto January 2025*

Terms of Reference: -

The terms of reference include to;

i) develop institutional procedures for capacity building, partnership and stakeholder engagement;
ii) identify and recommend thematic focus areas in line with Office needs on capacity building, partnership and stakeholder engagement and recommend for implementation;
iii) develop institutional guidelines and monitoring and reporting framework on capacity building, partnership and stakeholder engagement;
iv) develop and review materials for capacity building;
v) mobilize resources for the advancement of Office mandate;
vi) recommend research areas and repository of information pertaining capacity building, partnership and stakeholder engagement programmes;
vii) advise the Management Committee on capacity building capacity building, partnership and stakeholder engagement;
viii) periodically report on its capacity building, partnership and stakeholder engagement initiatives.

9. Name Search and Registration Policy Committee

The Registrar constituted the Committee which advises the ORPP on the registration of political parties, mergers, coalitions including coalition political parties in pursuance to section 6, 7 and 10 of the Political Parties Act CAP 7D as read together with regulations 3,4 and 21 of the Political Parties (Registration) Regulations, 2019. The Committee members for the Financial Year 2024/25 were as per Table 10 below;

Table 10: Name Search and Registration Policy Committee

S/No.	Name	Designation	Appointment
1.	Joshua Ngala	Deputy Director, Field Services Coordination	Chairperson
2.	Kenneth Kania	Partnership and Linkages Officer	Member
3.	Brian Alphayo	ICT Officer	Member
4.	Daniel Mnangat	Administration Officer	Member
5.	Joyce Onyango	Senior Compliance Officer	Member
6.	Kazungu Saqib	Senior Records Management Officer	Member
7.	Miriam Wambui	Senior HRM Officer	Secretary
8.	Mary Maingi	Registration Officer	Secretary

Terms of Reference;

The terms of reference include to;

i) review applications for reservation of the proposed political parties' names and ensure that the names, symbols, slogans and colors comply with the Political Parties Act, 2011, and subsequent regulations.

ii) advise the Registrar on the acceptability of proposed party names, symbols, abbreviations, slogans and colors.

iii) review membership recruitment system of political parties and advise political parties and Registration department for improvement, and recommend approval by the Registrar.

iv) assess the functionality and performance of the Integrated Political Parties Management Information System (IPPMS), registration information database, and advise on the improvement.

v) maintain an updated database of submitted names, symbols, and abbreviations of proposed political parties.

vi) review the registration process for political parties and advise on the identified opportunities for improvement.

vii) handle complaints and grievances related to the registration of political parties and advise the Registrar on resolution mechanisms and improvements to the complaint-handling process.

viii) review and evaluate the policies and guidelines for the registration of political parties and advise the Registrar on necessary updates and improvements.

ix) provide regular reports on the committee's activities, including updates on the progress of applications and the committee's deliberations.

10. Administration and Asset Disposal Committee

In line with Section 163 Public Procurement and Asset Disposal Act, CAP. 412C the Registrar constituted an Asset Disposal Committee. The members of the Committee were as per Table 11 below:

Table 11:. Administration and Asset Disposal Committee

S/No	Name	Designation	Appointment
1.	John Mberia	Deputy Director, Corporate Communication	Chairperson
2.	Joan Sirma	Records Management Officer	Member
3.	Jane Kamau	Deputy Director, Administration	Member
4.	Ezekiel Obonyo	Principal Registration Officer	Member

5.	Wafula Wakoko	Senior Legal Officer	Member
6.	Susane Mwaingo	Registration Officer	Member
7.	Loserian Tukei	Principal Compliance Officer	Member
8.	Esther Kiarie	Senior Supply Chain Management Officer	Secretary

Terms of Reference:

The Committee's Terms of Reference (ToRs) for the year as contained in the individual members' appointment letters were as follows:

i) Verification and processing of all disposal recommendations in liaison with the head of Procurement function as prescribed.
ii) Recommend the best method of disposing of unserviceable, obsolete or surplus stores or equipment
iii) Recommend to the Registrar the best method of disposing of the stores/equipment and draft a technical report.
iv) Access and recommend to the Registrar on the office space needs and allocation.
v) Review and evaluate relevant policies and guidelines in consultation with relevant department and advise the Registrar on necessary action.
vi) Review the office records management system and advise on the identified opportunities for improvement
vii) Carryout an assessment and give recommendations on the office assets requirements and allocation and office refurbishment.
viii) Access and offer technical advice on office fleet including acquisition, management, maintenance, sustainability, and disposal and recommend best practices for fleet management.
ix) Undertake any other task as may be assigned by Registrar of Political Parties.

(f) ORPP Headquarters

P.O. Box 1131 – 00606,
Lion Place 1st, 2nd & 4th Floors,
Karuna Close, Off Waiyaki Way,
Westlands, Nairobi, Kenya

(g) ORPP Contacts

Telephone: (254) (020) 4022000
E-mail: info@orpp.or.ke
Website: www.orpp.or.ke

Office of the Registrar of Political Parties – Regional Offices

i. **Kisumu** Re-insurance Plaza 3rd floor Wing B Oginga Odinga Road kisumu@orpp.or.ke +254(0) 204022442	ii. **Mombasa** Jubilee Arcade Building, 2nd Floor Moi Avenue, mombasa@orpp.or.ke +254(0) 204022401	iii. **Uasin-Gishu** Kerio Valley Development Authority (KVDA) Plaza 7th floor, Oloo Street uasingishu@orpp.or.ke +254(0) 204022427
iv. **Isiolo** County Estate, Forest Road, Opp. Office of the Ombudsman, Isiolo Town isiolo@orpp.or.ke +254(0) 204022411	v. **Machakos** Mutungoni Plaza 4th Floor Syokimau Avenue machakos@orpp.or.ke +254(0) 204022416	vi. **Nakuru** Assumption Centre 4th Floor Moi Road nakuru@orpp.or.ke +254(0) 204022432
vii. **Nyeri** Advocates Plaza, Baden Powell Road nyeri@orpp.or.ke +254(0) 204022419	viii. **Bungoma** Daima Plaza Bungoma – Mumias Road bungoma@orpp.or.ke +254(0) 204022439	ix. **Malindi** Malindi-Complex Mall Malindi – Garsen Road malindi@orpp.or.ke +254(0) 204022403
x. **Nyahururu** GF Plaza Kenyatta Avenue nyahururu@orpp.or.ke +254(0) 204022418	xi. **Garissa** Office of the Auditor General, 2nd Floor garissa@orpp.or.ke +254(0) 204022408	xii. **Kitale** One Tanna Towers Fourth Floor kitale@orpp.or.ke +254(0) 204022426

(h) Office Bankers

Central Bank of Kenya
Haile Selassie Avenue
P.O. Box 60000
City Square 00200
Nairobi, Kenya

Accounts Maintained

Rec: Registrar of Political Parties – 1000181842
CBK Deposit Account No. – 1000765909 *
*Deposit account was opened FY 2024/25 but will be functional FY2025/26

(i) Independent Auditors

Auditor-General
Office of the Auditor General
Anniversary Towers, University Way
P.O. Box 30084
GPO 00100
Nairobi, Kenya

(j) Principal Legal Adviser

The Attorney General
State Law Office and Department of Justice
Harambee Avenue
P.O. Box 40112
City Square 00200
Nairobi, Kenya

3. PROFILES OF ACCOUNTING OFFICER AND KEY MANAGEMENT TEAM



Sophia Sitati
Acting Registrar of Political Parties/CEO
Accounting Officer

Sophia Sitati is the Acting Registrar of Political Parties. She is also the Chief Executive Officer (CEO) and the Accounting Officer of the Office of the Registrar of Political Parties (ORPP). She is an Advocate of the High Court of Kenya, holds a Master's Degree in International Studies and a Bachelor of Laws from the University of Nairobi. The Registrar further holds a Post-graduate Diploma in Law from the Kenya School of Law. The Registrar is responsible for strategic and visionary leadership for the effective implementation of ORPP's mandate of registration, regulation of political parties, and administration of the Political Parties Fund under the Political Parties Act Cap. 7D. She assumed the position of the Registrar from 14th July 2025.



Ann Nderitu, CBS
Former Registrar of Political Parties/ CEO
Accounting Officer

Ann Nderitu is the former Registrar of Political Parties. She held the position of Registrar until 10th July 2025. She was also the Chief Executive Officer (CEO) and the Accounting Officer of the Office of the Registrar of Political Parties (ORPP).

The Registrar was responsible for strategic and visionary leadership for the effective implementation of ORPP's mandate of registration, regulation of political parties and Administration of the Political Parties Fund.

The Registrar holds a Master's Degree in Linguistics, Bachelor of Education (English and Literature) from The University of Nairobi; Diploma in Public Administration (Israel); Diploma in Project Management, Human Resource, Corporate Governance, Transformative Leadership among other professional certification.

She is a Certified BRIDGE Accredited Facilitator who is internationally recognized for running numerous electoral training programmes and elections observation programmes across the globe;

Ann Nderitu is also a holder of a Presidential Award- Chief of Burning Spear (CBS) as a recognition of her intense contribution to promoting good governance.



CHRP, Ali A.Surraw
Assistant Registrar of Political Parties

Mr. Ali Surraw is the Assistant Registrar in charge of Regulation, Compliance and Capacity Building of Political Parties Directorate. He is responsible for giving policy direction as well as providing strategic leadership and supervising the technical functions of the directorate for effective implementation of the Office mandate.

He holds a Master's degree in Public Administration with a specialization in public policy analysis. He has also undertaken courses in public finance, strategic management and organizational development. A member of good standing with the Institute of Human Resource Management of Kenya (IHRM), The Kenya Institute of Management (KIM) and Institute of County Managers' Association-America (ICMA).



CPA Florence Birya
Assistant Registrar of Political Parties

CPA Florence Birya is the Assistant Registrar in charge of Registration; Field Services and Coordination Directorate. CPA Florence Birya holds a Master in Business Administration, Finance Major and Bachelor's Degree Finance Major from the University of Nairobi. She is a Certified Public Accountant of Kenya - CPA (K), a member of the Institute of Certified Public Accountants Kenya (ICPAK) and a member of the Devolution Committee of the ICPAK Council.



Daniel Kinuthia
Director, Compliance and Political Parties Capacity Building

Mr. Kinuthia is the Director of Compliance at the ORPP of the Registrar of Political Parties (ORPP). He holds a Master of Laws (LLM), a Post-graduate Diploma in Law from the Kenya School of Law and a Bachelor of Laws (LLB) from the University of Nairobi.He is a Certified Public Secretary.



CPA Joshua M. Kimulu
Director, Finance, Political Parties Fund and Strategy

Mr. Joshua Kimulu is responsible for effective implementation of prudent financial management strategies, policies, standards and procedures in budget planning and preparation, and resource mobilisation. He holds a Master of Science Degree in International Economics and Business from University of Groningen, the Netherlands, a Bachelor of Arts Degree in Economics from Moi University. He is a Certified Public Accountants (CPA K), has a certificate in Strategic Leadership development Programme (SLDP) and a certificate in Senior Management Course (SMC) from Kenya School of Government and a Professional Certificate in International Trade from the University of Adelaide, Australia.



Locha Erukudi
Deputy Director, Registration

He holds one certificate in education, two diplomas in education and law (Kenya School of Law) and three degrees in education, public administration and management.

Mr. Locha is responsible for the registration of Political Parties and mergers as well as the confirmation of the coalitions.



CPA Douglas Wanzala
Deputy Director, Accounting Services

Douglas Wanzala is responsible for implementing prudent financial management policies, strategies, standards, procedures in accounting in line with Public Financial Management Act (PFM) and other Treasury Circulars. He holds a Master of Science (Msc) in Finance and Economics, and a Bachelor of Commerce degree (Finance Option) from KCA University. He is a Certified Public Accountant and a Member of the Institute of Certified Public Accountants of Kenya (ICPAK). He has a certificate in Strategic Leadership development Programme (SLDP) and a certificate in Senior Management Course (SMC) from Kenya School of Government.



CPA Veronicah N. Muasya
Deputy Director, Internal Audit & Assurance

Veronicah Muasya is responsible for internal audit and Risk Management of the Institution as per Public Financial Management Act and Auditing Standards. She holds an MBA from the Management University of Africa (Kenya), a Diploma in Auditing from Institute of Internal Audit (IIA), Kenya, a CPA (K) holder, a Certificate in Certified Fraud Examiner (CFE) from Association of Certified Fraud Examiner, a Strategic Leadership development Programme (SLDP) and Senior Management Course (SMC) from Kenya School of Government. She is a member of the following professional bodies: Association of Certified Fraud Examiner (CFE), Institute of Internal Audit and ICPAK.



Robert G. Waithaka
Deputy Director, ICT

Robert Waithaka is responsible for providing strategic direction on ICT services at the ORPP of the Registrar of Political Parties (ORPP), including systems security, networking, policy development, training, and website management. He holds a Masters degree in IT, in Systems Security and Audit from Strathmore University and a Bachelor's degree in IT from Jomo Kenyatta University of Agriculture and Technology (JKUAT). He has the following certifications: Enterasys Certified Specialist (ECS), Enterasys Certified Network Associate (ECNA), Cisco Certified Network Associate (CCNA) and Microsoft Certified Technology Specialists (MCTS)



Joseph Kanja
Deputy Director, Planning & Research

Joseph Kanja is responsible for the formulation of policies on monitoring and evaluation of the overall performance of the institution and political parties. He holds a Bachelor of Science degree in Mathematics and Economics from Moi University. He has a certificate in Project Management from GIZ (Kenya), Certificate in Monitoring and Evaluation from GIZ (Kenya) and a certificate in Senior Management Course (SMC) from Kenya School of Government. He is a member of Evaluation Society of Kenya (ESK).



Anastacia Kaberere
Deputy Director, Political Parties Capacity Building

She holds a Master's degree in Business Administration (Project Management) Bachelor's Degree in Business Administration (Human Resource Management), and a Diploma in Business Management. She has also attended numerous short courses, key among them the Strategic Leadership Course, Governance and Public Policy, Facilitators Course, 21st Global Leadership course, and Senior Management Course.



Jacqueline Kosgei
Former Assistant Director HRM

Jacqueline holds a Bachelor of Arts degree in Government and Public Administration, a Higher National Diploma in HRM, a Master of Business Administration (Strategic Management), and has attended various leadership and management courses at the Kenya School of Government. She is a full and active member of the Institute of Human Resource Management (IHRM). Jacqueline is the former Assistant Director HRM. She held the position until January 2025.



Damaris Mwendwa
Deputy Director, Human Resource Management

Ms. Damaris Mwendwa is the Head of Human Resource Management at the ORPP of the Registrar of Political Parties. She holds a Master of Business Administration (Human Resource Management) and a Bachelor of Arts degree, both from the University of Nairobi. In addition, she possesses a Diploma in Human Resource Management and is a Certified Human Resource Professional (CHRP-K). She is also a Certified Executive Coach accredited by the Academy of Executive Coaching (UK), a Certified Change Management Practitioner by PROSCI (USA), and a Certified Public Accountant (CPA-K).



Mutethia Mberia
Deputy Director, Corporate Communication

Mr. Mberia is the head of the Corporate Communication Unit, charged with responsibility of providing a framework for developing and sustaining effective communication thrust through policy, definitive strategies, multi-content creation and dissemination as well as corporate communication advisory for a favourable standpoint between ORPP and its mapped-out stakeholders. He is a holder of a Master degree of Arts degree in Communication Studies (Public Relations concentration) from The University of Nairobi (UoN), a single subject professional certification in Public Relations, Customer Service, Advertising, International Business Communication and Marketing from Institute of Commercial Management-UK and Bachelor of Education Arts degree in English and Literature from Kenyatta University. He has also undertaken Management courses having attended Senior Management Course and Strategic Leadership Development Course at the Kenya School of Government.

He is a certified internal auditor in Quality Management System (QMS) and Information Security Management System (ISMS).



Jane N. Kamau
Deputy Director, Administration

Jane Kamau is the head of Administration Department. The Department is responsible for with providing the logistical support for ORPP operations in order to ensure the smooth running of Office activities. She holds a Master of Arts in Linguistics and a Bachelor of Education (BEd), both from the University of Nairobi, and is a member of the Kenya Institute of Management (KIM).



Beatrice M. Nderi
Deputy Director, Partnership & Resource Mobilization

Beatrice Nderi is the Officer in charge of Partnership & Linkages department at the Office of Registrar of Political Parties (ORPP). She holds a master's in Business Administration from Eastern and Southern African Management Institute (ESAMI) and a Bachelors of Arts in Journalism and Communication from Kenya Methodist University. She has undertaken the Strategic Leadership Development Programme and the Senior Management Course (SMC) from the Kenya School of Government (KSG).



Joshua Ngala
Deputy Director, Field Services Coordination

Joshua Ngala heads the Field Services Department. The department coordinates the operations of ORPP county Offices. The Field Offices represent the Registrar at the county level, and act as focal points for service delivery. Holds a Master's Degree in International Studies from the University of Nairobi and a Bachelor of Arts in Journalism and Mass Communication from Bugema University in Kampala, Uganda.

Mr. Ngala is certified M & E practitioner from Kenya Institute of Management (KIM), and full member of Public Relation Society of Kenya.



CPA Sinteria Lemain
Deputy Director, Finance & Political Parties Fund

Sinteria Lemain is in charge of budgeting and financial reporting at the ORPP of the Registrar of Political Parties (ORPP). Sinteria Lemain holds a Masters degree in Development Finance from KCA University and a Bachelor of Commerce degree in Accounting from Daystar University. He is a Certified Public Accountant and a Member of the Institute of Certified Public Accountants of Kenya (ICPAK) in good standing.



Esther N. Kiarie
Senior Supply Chain Management Officer

Esther Kiarie is a certified supply chain Managment practitioner a member of Kenya Institute of Supplies Management (KISM). She holds a Bachelor's Degree in Procurement and Contract Management and a Master's Degree in Procurement and Logistics from JKUAT and a certificate in Senior Management Course (SMC) from Kenya School of Government (KSG). She oversees the procurement function at the ORPP.



Wafula Wakoko
Senior Legal Officer

Wafula Wakoko heads the Legal & Advisory Unit at the Office of the Registrar of Political Parties. He is an Advocate of the High Court of Kenya whose areas of focus include governance and democracy. Wakoko holds a Bachelor of Laws (Hons) from the University of Nairobi (UoN), a Post-Graduate Diploma in Law from the Kenya School of Law, and a Master of Laws (Law, Governance, and Democracy) from the University of Nairobi.

4.STATEMENT BY REGISTRAR OF POLITICAL PARTIES/CEO

4.1 Introduction

The mandate of the Office of the Registrar of Political Parties is to register and regulate political parties as well as administer the Political Parties' Fund (PPF). The Office implements one programme; Registration, Regulation and Funding of political parties which comprises three sub-programmes namely; Registration and Regulation of political parties; Funding of Political Parties, & Partnerships and Civic Education.

4.2 Summary of budget Performance for the year ended 30th June 2025

The Office was allocated Kenya shillings two billion, thirty-seven million eight hundred seventy-one thousand four hundred fifty-three (Kshs 2,037,871,453) in the printed estimates of FY2024/25. Through supplementary budget estimates No. 1 of FY2024/25, the budget was reduced to Kenya shillings one billion, nine hundred twenty-seven million, eight hundred fourteen thousand six hundred eighty-two (Kshs 1,927,814,682). Further, during supplementary estimates No. 2 of FY2024/25, the budget allocation was reduced to one billion, seven hundred twenty-three million, eight hundred fourteen thousand, six hundred eighty-two (Kshs. 1,723,814,682).

During the FY2024/25, the Office spent a total of one billion, seven hundred twelve million, five hundred thirty-five thousand, six hundred forty-four only (Kshs. 1,712,535,644). This translates to an overall absorption level of 99.35%. The Office complied with Public Finance Management Act, CAP 412A; Public Procurement and Asset Disposal Act, CAP 412C; Political Parties Act CAP 7D; and other laws that govern public finances while executing the budget.

The table 12 below indicates the budget allocation Vs the budget utilization by sub-programmes during the FY2024/25.

Table 12: Budget Allocation Vs Budget Expenditure by Sub-Programmes (Kshs)

S/No.	Sub-Programme	Printed Estimates	Final Budget	Actual Expenditure	Budget Utilization (%)
1.	Registration and Regulation of political parties	514,581,453	484,189,982	472,985,695	97.68%
2.	Funding of Political Parties	1,508,300,000	1,228,300,000	1,228,300,000	100%
3.	Partnership and Civic Education	14,990,000	11,324,700	11,249,949	99.34%
Total Expenditure		**2,037,871,453**	**1,723,814,682**	**1,712,535,644**	**99.35%**

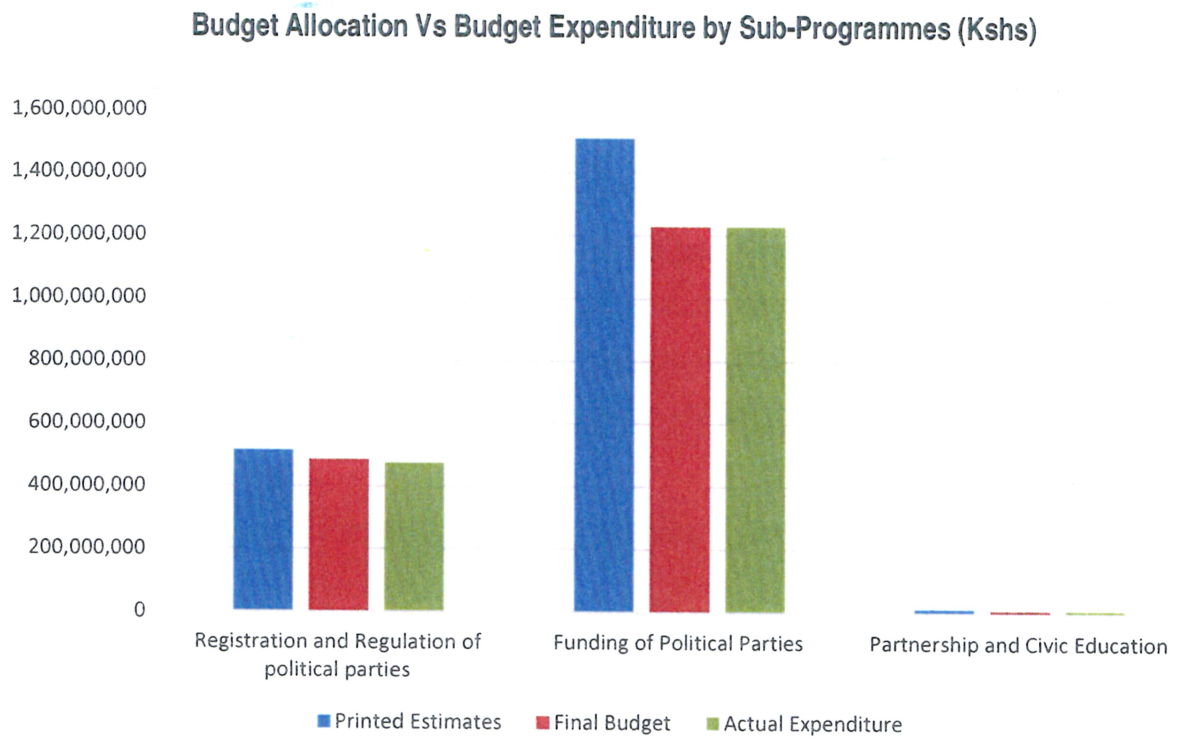

4.3 Key Achievements for ORPP

4.3.1 Registration of Political Parties

During the reporting period, the ORPP received and processed applications for Political Party particulars as tabulated in table 13 and bar chart below:

Table 13 : Analysis of Party Particulars Reservation Requests

S/No	Party Particulars	Received	Approved	Rejected
1	Names	1,271	201	1,070
2	Symbols	191	122	69
3	Slogans	141	125	16
4	Colours	116	111	5

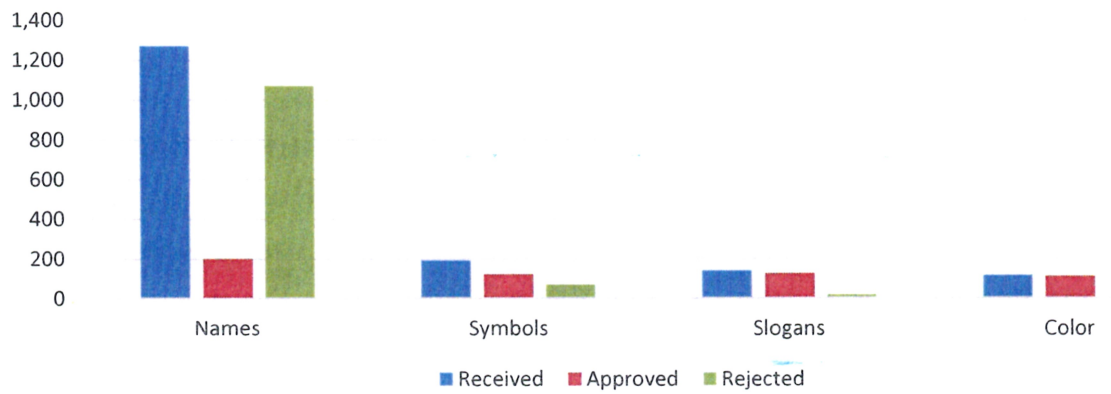

An applicant is issued with a certificate of provisional registration once the application has fulfilled the requirements for provisional registration. As at 30th June 2025, there were seventeen (17) provisionally registered parties.

Two (2) applications for full registration were received and issued with certificate of full registration in the period under review. They were; The We Alliance Party (TWAP) and Democracy for the Citizens Party (DCP).

4.3.2 Regulation and Compliance

The Office conducted four (4) quarterly compliance audit during the period under review. The compliance audit revealed that twelve (12) political parties were fully compliant on all aspects under review, while seventy-eight (78) were non-compliant. The non-compliant parties were notified of their breaches and given statutory period of 90 days to rectify them.

4.3.3 Capacity Building of Political Parties

The Office conducted various capacity-building programs for political parties during the reporting period. These initiatives focused on leadership, governance, and sensitization. Ninety (90) officials of fully registered political parties were sensitized on minimum standards on inclusion of PWDs. A total of seventy-two (72) chairpersons of political parties' disability leagues were trained on participation of PWDs within the political processes and create awareness on the draft disability charter.

Additionally, the Office trained eighty-four (84) political parties on public finance management and one hundred and twenty-four (124) parties' representatives on internal dispute resolution mechanism. The Office held capacity building program for governing body officials of two (2) newly registered political parties.

4.3.4 Digital Transformation

In line with the e-government strategy, the Office implemented various digital transformation programs. Notable initiatives included the deployment of a Virtual Private Network (VPN) to electronically connect county offices with headquarters, thereby facilitating efficient data sharing. The Office also developed an Application Programming Interface (API) module to facilitate the management of political parties' membership registers and to enhance seamless data sharing between political parties and the Integrated Political Parties Management System (IPPMS).

The Office implemented an Information Resource Hub and Learning Management System (LMS). This system is aimed to establish a centralized, interactive digital platform to host educational content, facilitate training, and provide resources to political parties, the general public and other stakeholders.

4.3.5 Enhanced Human Resource Capacity

During the period under review, the Office increased it staff complement through fair, transparent and competitive recruitment process. The Office advertised and filled twenty (20) positions. In line with the training needs assessment and training plan, the Office facilitated training of ninety-five (95) staff on various courses as well as two (2) group trainings.

The Office reviewed and operationalized key Human Resources instruments to align with the emerging trends and regulatory frameworks. The instruments were; Human Resource Policy and Procedures Manual, Career Guidelines and Organization Structure, Grading and Staff Establishment.

The Office sensitized all staff on the reviewed instruments to acquaint the staff with the provisions and enable them plan their career progression.

4.3.6 Conducive Working Environment

The Office refurbished Machakos, Kisumu and Mombasa regional Offices. The refurbishment of the offices was necessitated by the need for creation of relevant amenities in order to improve the working environment for staff, enhance security of the premises and equipment as well as enhance service delivery to the clients.

Additionally, the Office developed the Occupational Safety and Health Management Policy. The Office recognizes that Occupational Safety and Health (OSH) is a fundamental component of sustainable workplace practices, ensuring the protection of employees' physical, mental, and social well-being.

4.3.7 Developed 2025/2028 Strategic Plan

The ORPP has been implementing the 2020-2025 Strategic Plan that guided the strategic direction of the Office for the last five years. The implementation period for the Strategic Plan came to an end at the close of the Financial Year 2024/2025. The Office developed a new Strategic Plan (2025-2028) that will guide the strategies, activities and budgets for the next planning cycle

4.3.8 Policy Documents and Systems Developed

The ORPP strengthened its operational framework by developing and publishing various policies. They were; Political Parties Ideologies Manual, Transport Management Policy, HR Policy and Procedures Manual, Compliance SOPs, Corporate Communication SOPs, ICT policy, Business Continuity and Disaster Recovery plan, Partnership and Stakeholder Engagement Framework, Organization Structure, Grading and Staff Establishment and Career Progression Guidelines.

The Office also developed the learning management system aimed to establish a centralized, interactive digital platform to host educational content, facilitate training, and provide resources to political parties, the general public and other stakeholders.

4.3.9 Peer Learning and Exchange Programmes

The ORPP implemented exchange programs aimed at sharing knowledge, experience and best practice in management of political parties. A delegation from Sierra Leone Political Parties Registration Commission (PPRC) was hosted by the Office to deliberate on key aspects of political party's governance fostering institutional learning. Further, a team from Registrar of Political Parties, Malawi was hosted by the ORPP Kenya underlining its pivotal role as continental leader in political parties' management.

4.3.10 Legal Reforms Initiatives

In the Financial Year 2024/2025, the following aspects were earmarked for legal reforms:

i) Review of the Political Parties Act Cap. 7D;
ii) Review of the Political Parties (Registration) Regulations 2019;
iii) Formulation of the Coalition Political Party Regulations;
iv) Formulation of the Use of Technology Regulations; and
v) Formulation of sanctions and enforcement regulations.

Legal reforms are a continuous process that requires meaningful and intensive stakeholder engagements. This requires critical input from ORPP technical staff and engagements with external stakeholders in the spirit of comprehensiveness and public participation as enshrined under Article 118 (1) (b) of the Constitution. Below is a breakdown of legal reforms initiates undertaken.

i) Formulation of Sanctions and Enforcement Guidelines that are a precursor to the policy that will informs the Sanctions Regulations. The Department has slated the conclusion of this Sanctions Regulation in this Financial Year 2025/2026.

ii) Preparation of comments on the amendments to the Political Parties Act, 7D submitted to the Senate and National Assembly.

iii) Consultative meeting with the Standing Committee on Justice, Legal Affairs and Human Rights in a meeting held on 19th June 2025 that deliberated on ORPP's priority legal reforms ahead of the 2027 general

iv) Consultative meeting with the Political Parties Liaison Committee in a Plenary meeting held on 16th to 19th January 2025 on amendments to the PPA.

v) Consultative meeting with the Faith Based Organizations held on 30th October 2024 on amendments to the PPA.

4.3.11 Challenges and Recommendations

The ORPP faced various challenges during the reporting period, including legal disputes, weak internal party dispute resolution mechanisms, IPPMS system limitations, funding delays, and budget cuts. To address these challenges, the ORPP recommends enhanced sensitization of the political parties and the citizenry, promoting alternative dispute resolution mechanisms, integrating data systems, and strengthening collaboration with stakeholders.

Sophia Sitati
Ag. Registrar of Political Parties/CEO

5. STATEMENT OF PERFORMANCE AGAINST PREDETERMINED OBJECTIVES FOR FY 2024/2025

Section 81 (2) (f) of the Public Finance Management Act, CAP 412A requires that, at the end of each financial year, the accounting officer presents a statement of performance against predetermined objectives of the Office. The Key strategic objectives as per the ORPP Strategic Plan 2020-2025 is to:

i) Undertake effective registration of political parties
ii) Enhance compliance with PPA and any other applicable laws
iii) Strengthen quality management and good governance systems of ORPP
iv) Monitor prudent financial reporting by political parties
v) Maintain a secure, reliable and verifiable database of political parties
vi) Enhance linkages and synergies with partners and stakeholders

The Office has one programme; Registration, Regulation and Funding of Political Parties. The programme has three sub-programmes; Registration and Regulation of Political Parties; Administration of Political Parties Fund and Partnership and Civic Education.

Table 14: performance against predetermined objectives for FY2024/25

Program	Strategic Objective	Outcome	Output	Output indicator	Achievement for the FY 2024/25			Cumulative Achievement by end of FY 2024/25			Remarks
					Target	Actual	Variance	Target	Actual	Variance	
Registration, Regulation and Funding of Political Parties	To Undertake effective registration of political parties	Improved Efficiency in the registration process	Political Parties Registration Services	Percentage of applications for provisional registration processed	100	100	0	100	100	0	The Office received twenty one(21) applications for provisional registration out of which seventeen (17) applications met the requirements and were provisionally registered
				Percentage of applications for full registration processed	100	100	0	100	100	0	The Office received two (2) applications for full registration which met the requirements and were fully registered
	To Enhance compliance with PPA and any other applicable laws	Institutionalized political parties	Oversight of political parties compliance with Political Parties Act Cap. 7D	No. of Political Parties supervised to ensure compliance with the Political Parties Act Cap. 7D	91	91	0	91	91	0	Compliance status report continuously updated for all the fully registered political parties on various compliance issues and non-compliant parties notified on areas of non-compliance and requested to remedy the breaches.
			Political Parties Capacity Building	No. of trainings held with Persons With Disabilities (PWDs) leadership of Political Parties Organs	2	2	0	8	5	-3	The target was not met due to budgetary constraints
				No. of sensitization forums held with Political Party Dispute Resolution Committees	4	2	-2	7	5	-2	The target was not met due to budgetary constraints
				No. of political parties Secretaries General sensitized on compliance status on various thematic areas including statutory	91	91	0	91	91	0	The office held compliance audits Quarter and appraised political parties on status of compliance

Program	Strategic Objective	Outcome	Output	Output indicator	Achievement for the FY 2024/25			Cumulative Achievement by end of FY 2024/25			Remarks
					Target	Actual	Variance	Target	Actual	Variance	
				membership, party constitution, composition of Governing body, financial reporting etc							
				No. of SIGs (Women, Youth and PWDs) county sensitization forums held	13	13	0	52	52	0	The Office held County sensitization forums targeting women, youth and PWDs to enhance participation in political processes
			Political Parties Financial Services	Percentage of Political parties' Fund Managers sensitized on distribution of the Political Parties Fund, Funding Regulations and Public Finance Management Act, CAP 412A	100	100	0	100	100	0	Political parties sensitized on prudent financial management and reporting
			General Public Sensitized on Political Rights and ORPP mandate	No. of ASK shows, exhibitions and open days where public was sensitized on political rights and ORPP mandate	5	1	-4	20	10	-10	Target not met due to budgetary constraints
				No. of Leadership, Governance and Political Parties participation forums held with Universities	7	6	-1	9	8	-1	The Office held good governance and political participation forums with select students from universities
				No. of brochures disseminated to sensitize the public on their political rights and ORPP mandate	10,000	10,000	0	40000	40000	0	Brochures sensitized public on their political rights and ORPP mandate
	To strengthen quality management and good governance systems of ORPP	Streamlined internal processes, procedures	Policy documents developed	No. of policy documents developed/reviewed and published	12	10	-2	16	14	-2	The Office developed various policy documents to strengthen institutional capacity, streamline processes and improve efficiency
	To monitor prudent financial	Prudent financial management and	Political Parties Finance, Accounts	No. of copies disseminated at the launch of the report	435	435	0	435	435	0	The manual will guide the political parties in

Program	Strategic Objective	Outcome	Output	Output indicator	Achievement for the FY 2024/25			Cumulative Achievement by end of FY 2024/25			Remarks
					Target	Actual	Variance	Target	Actual	Variance	
	reporting by political parties	reporting by political parties	and Procurement Manual launched								their financial and procurement processes and compliance to laws and regulations on public financial management.
	To maintain a secure, reliable and verifiable database of political parties	Enhance ICT infrastructure and systems	Integrated Political Parties Management System (IPPMS) user manuals and documentations developed and launched	No. of IPPMS user manuals developed	3	3	0	3	3	0	The user manuals provide valuable information resources on IPPMS modules including political parties membership, parties particular searches, maintenance of records etc
	To enhance linkages and synergies with partners and stakeholders	Enhanced Stakeholder Engagement	Tripartite Administrative Services	No. of consultative dialogue forums held at the National Level	4	2	-2	16	9	-7	The target was not met due to budgetary constraints

6.GOVERNANCE STATEMENT

6.1 Key Leadership Structure

The Office of the Registrar of Political Parties is established by section 33 of the Political Parties Act CAP 7D as contemplated under Article 260 of the Constitution. In its operations, ORPP adheres to the Constitution, PPA with its subsidiary legislations, and other relevant laws as an embodiment of values and principles of public service. The Office is headed by the Registrar of Political Parties who is the Accounting Officer and deputized by Assistant Registrars.

The Registrar and the Assistant Registrars are state officers appointed in line with Section 34A of PPA. The Registrar and the Assistant Registrars are competitively recruited by the Public Service Commission in accordance with the Sixth Schedule to PPA. Upon appointment by the President, the appointees are forwarded to the National Assembly for vetting and approval. The list is then gazetted upon which the persons sworn in assume office for a tenure of six (6) non-renewable years.

6.1.2 Roles of Registrar /Accounting Officer

The Cabinet Secretary to the National Treasury designates and provides the responsibilities of an accounting officer for the Office to the Registrar of Political Parties. The following are the roles of the Registrar/Accounting Officer as drawn from PPA Section 34 of PPA and Section 68 of the PFM Act, CAP 412A:

i) Register, regulate political parties and administer the Political Parties Fund in accordance with Political Parties Act CAP 7D;

ii) Authorize Payments and Approving Budgets, Financial Statements, Procurement plans, Work plans and Policies;

iii) Promote and enforce transparency, effective management and accountability with regard to the use of their finances;

iv) Implement financial policies as per the Public Finance Management Act, CAP 412A;

v) Ensure proper management and control of, and accounting for, their finances in order to promote the efficient and effective use of budgetary resources;

vi) Act as a custodian of the entity's assets except as may be provided by other legislation or the Constitution;

vii) Monitor the management of Office finances and financial performance; and

viii) Oversee and monitor implementation of Risk Management Strategy.

6.1.3 Plenary

The Office has constituted the Plenary as the highest policy making organ which is composed of the Registrar as the Chairperson and Assistant Registrars as members. The Plenary is complemented by the management for the proper functioning and effective discharge of its mandate.

The broad function of the Plenary is to oversee the execution of the mandate of the Office, approve and provide policy and strategy direction. It also guides on recommendations and reports developed by management and committees on need basis. Plenary holds regular meetings to deliberate on policy issues as planned. During the period under review, the Plenary held Ten (10) meetings as indicated in table 15: -

Table 15: Plenary Meetings

Meeting No.	Date of Meeting	Membership	Percentage
1	10/09/2024	3	100%
2	18/09/2024	3	100%
3	10/12/2024	3	100%
4	17/12/2024	3	100%
5	13/01/2025	3	100%
6	23/01/2025	3	100%
7	29/01/2025	3	100%
8	04/04/2025	3	100%
9	14/04/2025	3	100%
10	21/05/2025	3	100%

6.2 Audit Committee

The Public Finance Management Act, CAP 412A under Section 73(5) and Regulation 174 of the Public Finance Management Regulations, 2015 provide for the establishment of the Audit Committee for a term of three (3) years which is renewable once. The Registrar is guided by the Gazette Notice No. 40 of 15th April 2016 in the appointment of ORPP Audit Committee.

The Audit Committee is responsible for oversight of the ORPP's Risk and mitigation strategies put in place by the Office. The Audit Committee provide corporate assurance through the Internal Audit Unit on the adequacy of risk mitigation strategies within the operations of the Office.

The Committee serving during the period under review was appointed with effect from 1st April 2024 to serve for a period of three (3) years.

6.2.2 Composition of the Audit Committee

The Audit Committee is composed of five (5) members drawn from various organization and professionals, and the Secretary who is the Head of Internal Audit. The composition of the Committee complies with the provisions of Regulation 174 of the Public Financial Management Regulations, 2015.

As of 30th June, 2025, the Audit Committee was composed of the following members in Table 16 below:

Table 16: Audit Committee

S/No.	Name	Position
1.	Kyalo Mwengi	Chairperson
2.	Reuben Chirchir	Member
3.	Lydia Mokaya	Member
4.	Elizabeth Kiano	Member
5.	Joseph Welimo	The National Treasury Representative
6.	Veronicah Muasya	Secretary

6.2.3 Audit Committee Meetings and Attendance

The Public Finance Management Regulation, 2015 requires the Audit Committee to convene for at least four (4) meetings within a financial year. During the financial year under review, the Committee held five meetings in Table 17 below:

Table 17: Audit Committee Meetings

S/No.	Meeting No.	Meeting Date	Membership	Percentage
1.	3rd	19/09/2024	6	100%
2.	4th	29/10/2024	6	100%
3.	5th	17/12/2024	4	67%
4.	6th	12/05/2025	5	83%
5.	7th	10/06/2025	5	83%

6.3 Management Committee

The Management Committee comprises of the Registrar, Assistant Registrars, Heads of Directorates and Department. The Committee deliberates on matters touching on diverse aspects of the Office operations and make recommendations to the Plenary for consideration and approval. In the year under review, the Committee held nine (9) meetings as indicated in table 18 below;

Table 18: Management Meetings

S/No.	Date of Meeting	Membership	Percentage
1.	15th July 2024	16/18	89%
2.	11th September 2024	14/18	78%
3.	27th November 2024	16/18	89%
4.	16th December 2024	19/19	100%
5.	9th January 2025	14/19	78%
6.	26th February 2025	17/19	89%
7.	21st March 2025	19/19	100%
8.	11th June 2025	18/19	95%
9.	20th June 2025	13/19	68%

The roles of the Management Committee include; -

i) Review draft policies, reports and guidelines developed by directorates and departments;
ii) Receive and review recommendations from various committees;
iii) Review departmental procurement plans and budgets;
iv) Review operational and financial performance of the Office to ensure sustainability; and
v) Review financial statements before submission to the Office of the Auditor General.

6.4 Risk Management Policies

The Office in its operation, has put in place a Risk management framework in line with relevant laws including PFMA, PFMR, Data Protection Act, CAP 411C and the Public Officer Ethics Act, CAP 183.

6.4.1 Institutional Risk Management Policy Framework (IRMPF)

The Office of the Registrar of Political Parties is exposed to certain risks that affect its ability to achieve its objectives which include risks to employees, stakeholders and property. The Public Finance Management Regulations, 2015, requires every public entity to develop a Risk Management Strategy, comprising of fraud prevention mechanism, system of risk management and internal control. The Office has an Institutional Risk Management Policy Framework (IRMPF) which guides in the identification, assessment and mitigation of risks.

The Registrar is responsible and accountable for directing and monitoring the ORPP risk management activities and related performance in a structured framework.

6.4.2 Business Continuity and Disaster Recovery Plan (BC&DRP)

The Office developed a Business Continuity and Disaster Recovery Plan (BC&DRP) during the financial year under review. The purpose of the BC&DRP is to mitigate risks by ensuring that processes, people, technology, and equipment are clearly identified, documented, and supported by a proactive strategy for continuity in unexpected situations such as hacking, natural calamity, intrusion, systems failures and other incidents. It provides a structured approach to evolving, implementing, testing, and improving response mechanisms that safeguard critical functions of the Office.

6.5 Training and Development on Governance

To enhance its management capacity, the Office built staff capacity through trainings on Management courses among other respective members' trainings as provided in the ORPP training plan, as tabulated in table 19 below.

Table 19: Training

S/No.	Courses	Number of staff trained	Male	Female
Individual Training				
1.	Short courses	90	46	44
2.	Long courses	5	2	3
3.	Orientation	10	4	6

6.6 Public Participation

The Office engaged various stakeholders including registered political parties during the financial year under review. Some of the areas of engagements included:

i) Proposed legal reforms and amendments on PPA
ii) Budget - participated in sector meetings
iii) PPF - the representatives of political parties eligible for funding were invited and taken through the available and were engaged in the implementation of the distribution of the fund, activities work plans and requirement of law in the utilization of the fund.
iv) Political Parties Reporting Template - Officials of political parties were involved in the development of engaged political parties in the development of funding templates in line with International Public Sector Accounting Standards (IPSAS).

6.7 Compliance with Laws and Regulations

The Audit Committee advises the management on the level of Office compliance with statutory and regulatory requirements and make recommendations to the Registrar. This is done through the review of External Audit reports, Internal Audit reports, stakeholder's reports and the ORPP policy and procedure manuals. The Internal Auditors review the effectiveness of the ORPP's internal control system to ensure they operate effectively. Pursuit of its mandate, the Office enforces compliance of political parties in line with the provisions of PPA and the Political Parties (Funding) Regulations, 2019.

To enhance compliance in the period under review, the Office undertook the following:

i) Conducted periodic compliance audits on political parties to ensure conformity with the PPA;
ii) Held compliance workshop and clinic with Secretaries General;
iii) Conducted inspection of fully registered political parties head offices;
iv) Developed of Checklist of Party Particulars and Review of Checklists on Party Constitution, Compliance Audit and Office Inspection;
v) Developed Sanctions and Enforcement Policy and Guidelines;
vi) Initiated development of Political Parties Compliance Management Information System;
vii) Developed Standard Operating Procedures (SOPs) to streamline internal processes and enhance operational consistency;
viii) Undertook Compliance Audit on fully registered Political parties at head and county Offices;

7 MANAGEMENT DISCUSSION AND ANALYSIS

7.1 Key Programmes Implemented

The Office of the Registrar of Political Parties implements the Registration, Regulation and Funding of Political Parties programme whose strategic objective is to promote competitive and issue based political parties.

The programme comprises the following three sub-programs:

i) Registration and Regulation of political parties;

ii) Funding of Political Parties; and

iii) Partnerships and Civic Education

The table 20 below indicates the approved budget versus the actual expenditure of the Office for the last three Financial Years i.e. FY2022/23, FY2023/24 and FY2024/25 analysis by category of programme and sub-programmes.

Table 20: Analysis by Category of Expenditure by Programme and sub-programme (Kshs. Million)

	Approved Budget (KSHS. MILLION)				Actual Expenditure (KSHS. MILLION)			
	2021/22	2022/23	2023/24	2024/25	2021/22	2022/23	2023/24	2024/25
Sub-Programme 1: Registration and Regulation of Political Parties	805.35	630.38	635.07	484.19	668.58	555.60	604.63	472.99
Sub-Programme 2: Funding of Political Parties	2,475.26	884.35	808.30	1,228.3	2,475.26	884.35	808.30	1,228.3
Sub-Programme 3: Partnerships and Civic Education	34.11	15.54	16.89	11.32	30.01	15.40	16.89	11.25
Total Programme	**3,314.72**	**1,530.27**	**1,460.26**	**1,723.81**	**3,173.85**	**1,455.35**	**1,429.82**	**1,712.54**

The sub-programme on Registration and Regulation of Political Parties during the FY 2021/22, FY2022/23, FY2023/24 and FY2024/25 achieved absorption rates of 83.02%, 95.10%, 95.21%, and 97.68% respectively. The sub-programmes on Funding of Political Parties achieved 100% absorption rate. The absorption rate for the subprogram on Partnerships and Civic Education was 87.98%, 99.10% ,100% and 99.34% respectively.

7.1 ANALYSIS BY CATEGORY OF EXPENDITURE BY ECONOMIC CLASSIFICATION (KSHS. MILLION)

The table 21 and bar chart below indicates the budgetary allocation and the actual expenditure by economic classification

Table 21: Analysis by Economic Classification (Kshs. Million)

	Approved Budget				Actual Expenditure			
Economic Classification	**2021/22**	**2022/23**	**2023/24**	**2024/25**	**2021/22**	**2022/23**	**2023/24**	**2024/25**
PROGRAMME 1: Registration, Regulation and Funding of Political Parties								
Current Expenditure	**3,314.72**	**1,530.27**	**1460.26**	**1,723.43**	**3,173.85**	**1,460.97**	**1,429.82**	**1,712.54**
Compensation of Employees	234.04	257.6	232.02	250.55	229.62	257.16	223.01	250.13
Use of Goods and Services	544.3	344.24	335.2	227.799	431.4	279.63	314.83	218.94
Grants and Other Transfers	2,475.26	884.35	808.3	1,228.30	2,475.26	884.35	808.3	1,228.30
Social Benefits	-	-	7.2	15.65	-	-	7.2	13.68
Other Recurrent	61.12	44.08	77.54	1.143	37.57	34.21	76.48	1.49
TOTAL PROGRAMME	**3,314.72**	**1,530.27**	**1460.26**	**1723.437**	**3,173.85**	**1,455.35**	**1,429.82**	**1,712.54**
TOTAL VOTE	**3,314.72**	**1,530.27**	**1,460.26**	**1,723.44**	**3,173.85**	**1,455.35**	**1,429.82**	**1,712.54**

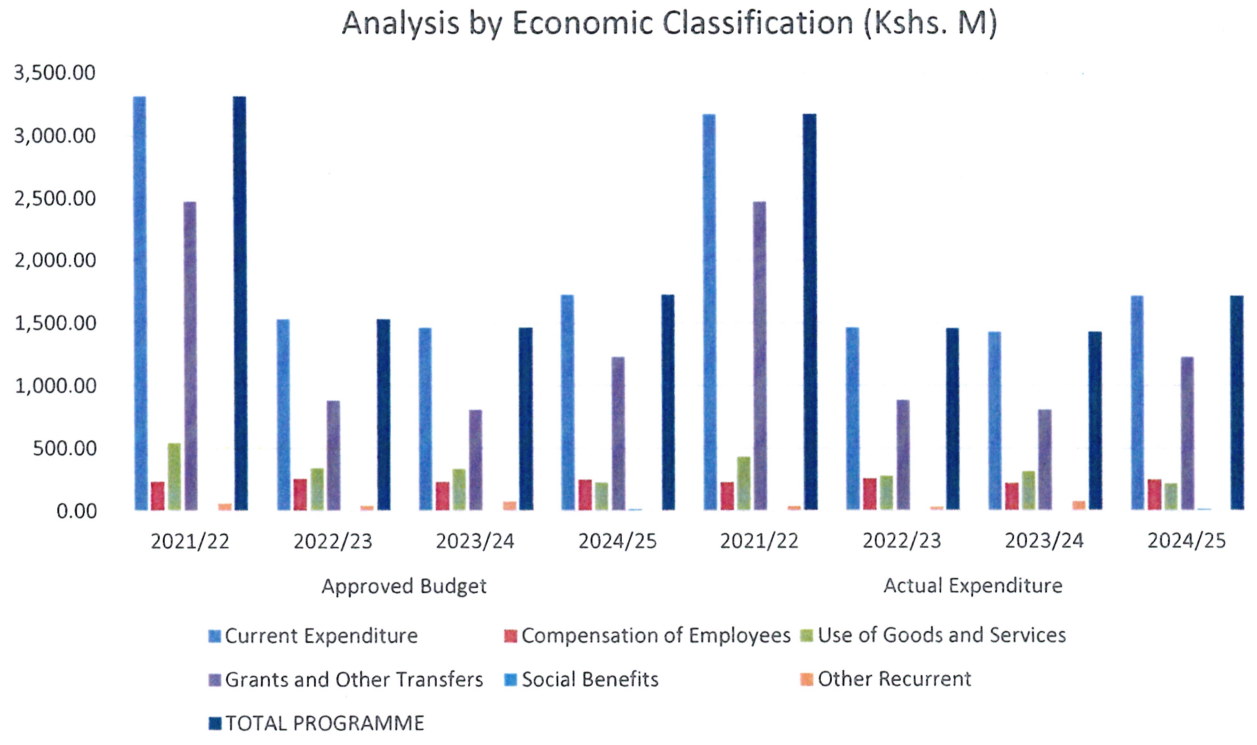

7.2 ORPP's Compliance with Statutory Requirements

The Office complied with the Constitution, various applicable laws and Regulations in the discharge of its mandate including *inter alia* the Political Parties Act, Cap. 7D and the attendant subsidiary legislations, the Elections Act Cap. 7, the Access to Information Act, Cap. 7M and Data Protection Act Cap. 411C. Audit and governance checks were undertaken by designated offices such as the Office of the Auditor General (AOG), Public Service Commission (PSC) and relevant Committees of the National Assembly.

Further, the Office of the Chief of Staff and Head of Public Service (HOPS) through the Office of the Attorney General subjected this Office to a survey on the Revitalization of Regulatory Authorities and

Agencies which comprised of the following activities: completion of a self-assessment survey on this Office's mandate, submission of Bi-Annual reports as a regulatory authority to the standing committee on the revitalization and re-energization of regulatory authorities and agencies and attendance of the Regulatory Authorities and Agencies Conference aimed at strengthening the regulatory agencies' frameworks.

The Office periodically submits reports to the relevant agencies in accordance with reporting requirements and within stipulated timelines. The Office also made submissions to Parliament on various issues in relation to the execution of its mandate.

7.3 Major Risks Facing ORPP

The Office in its operation, has put in place a Risk management framework and adheres to compliance and conflict of interest requirements in line with relevant laws including PFMA, CAP 412A, PFMR 2015 and the Public Officer Ethics Act, 2003 as Table 22 below;

Table 22: Major risks affecting the Office of the Registrar of Political Parties

S/No	Type of Risk	Risk classification
1.	**Legal reforms risks**	Strategic /Operational
(i)	Unexpected changes and political interference in the amendments of PPA	
(ii)	Inadequate support by State and non-state actors during legal reforms.	
(iii)	Legal disputes occasioning high litigation costs	
2.	**ICT Risks**	Strategic /Operational
(i)	Cyber – related risks eg system hackers, compromising on the system, weak passwords which may lead to system penetration,	
3.	**Compliance Risks**	Strategic /operational
	Non -compliance to PPA and other regulatory guidelines by the political parties	
	Frequent party changes of governing body and party officials	

4.	**Financial risks**	Strategic /operational
(i)	Budget constrain due to the government not complying with the Political Parties Fund allocation of not less than 0.3%.	
(ii)	Unexpected budget cuts affecting programme's implementation by the Office and the funded political parties.	
5.	**Operations Risks**	Strategic /operational
(i)	IFMIS downtime affecting procurement and payment processes	
(ii)	IFMIS- system changes with minimal time for users' learning and adoption.	

7.4 Review of the Economy and Sector

The ORPP is one of the sub-sectors under the Governance, Justice, Law and Order (GJLO) Sector which is comprised of institutions with closely related mandate and functions. The sector promotes a conducive environment for economic, social and political development of the country towards realization of BETA and Kenya Vision 2030.

The ORPP contributed directly and indirectly to the country's Gross Domestic Product (GDP). Directly through revenue generation in terms of fees collected from name, symbol and slogan search as well as registration of political parties. The Office contributed indirectly to the GDP through execution of its mandate of registration, regulation and funding of political parties hence creating an enabling and conducive political environment to enhance the productivity of other sectors.

7.5 Future Developments

Article 6(3) of the Constitution, calls for state organs to make efforts for reasonable access to services in all parts of the country. The Office has decentralized its operations and has in the last five (5) years established and operationalized five (5) county offices bringing the total number of county offices to twelve (12). The BETA and MTP IV calls for strengthening of the ORPP through opening of county offices. The Office endeavours to ensure reasonable access to its services by opening additional six (6) county offices as envisioned in the 2025-2028 Strategic Plan.

8 ENVIRONMENTAL AND SUSTAINABILITY REPORTING

8.1 Sustainability Strategy and Profile

In the period under review, The ORPP in its governance and operational practices is committed to instituting sustainable measures. These measures pertain and not limited to; constituted leadership and management organs, digital transformation efforts and policy development. Constitution of leadership and management organs entails, composition of both statutory and administrative committees that provided strategic leadership. Digital transformation involved maintenance of the IPPMS and system user manuals, functional website and authenticated official social media platforms, mobile applications and web-based applications.

The Office has in put place policies to anchor its operations. In the period, the Office developed the 2025/2028 Strategic Plan, informed by outcomes and experiences gained from the review of 2020-2025 Strategic Plan. Other policies and guidelines developed in the period were; Transport Policy, Partnership and Stakeholder Engagement Framework, Business Continuity Plan and various policies were reviewed such as ICT, and Communication Policies. Further, the ORPP undertook a comprehensive review of its HR instruments that included Organizational Structure, Human Resources Policy and Procedure Manual, Career Progression Guidelines and its grading structure. The review reflected current and emerging HR practices such as productivity management, human capital succession management plan, career planning and knowledge management.

The Office also fully adopted use of government systems such as Integrated Financial Management Information System (IFMIS), Integrated Personnel and Payroll Database (IPPD) and continued to provide its some of its automated services on eCitizen platform among other efforts in line with digital government requirements. The Office has also set up operational knowledge and learning portal on its Resource Centre where information resources on relevant areas are organized, availed and accessed by staff and external stakeholders.

Some of the challenges to sustainable efforts of ORPP pertain to; dynamism in technological advancements, gaps in legal framework, threat of cybercrime, budgetary constraints, malformation against ORPP mandate and milestones and inadequate staffing.

8.2 Environmental Performance/climate change/mitigation of Natural Disasters

The period under review implemented environmental measures of various environment conservation measures. Such measures were to minimize hard copies documents, adopting soft copy use in creation, dissemination and dissemination of documents to minimize paper usage, printers and related accessories thus efficiently handling the business at hand with reduced cost was adhered to. The Office also undertakes essential printing using controlled pool printers to avoid unnecessary wastage.

The offices utility spaces are designed to allow necessary ventilation and natural lighting to effectively utilize power. Staff members are encouraged to conserve water and electricity while at their work stations. The Office has shared utilities such as kitchenettes, washrooms, waste disposal areas to conserve the water and energy. In its procurement of various goods, effort is made to ensure eco-friendly products and assets are procured. The disposal of electronic waste in the period under review was undertaken in line with waste disposal guidelines.

8.3 Employee Welfare

The Office recognizes the vital role of a healthy and productive workforce in delivering its mandate. In line with ORPP's commitment to building an engaged workforce, the Office organized targeted employee engagement and wellness activities including Men's Wellness Forum; International Women's Day Celebration; ORPP Wellness Week; Staff Retreat and team building. These forums addressed psychosocial wellness, inclusion, leadership, personal development and workplace culture.

The ORPP has further implemented its Human Resources management practices of planning, selection, recruitment, placement and promotion at ORPP in line with Articles 10 and 232 of CoK relating to principles of public service and HR policy guidelines.

The Office undertook annual staff development through short trainings, workshops, seminars, symposia, to which staff were given equitable opportunities across cadres. The Head of functional areas developed and signed Performance Contracts to inform setting of targets. To evaluate its performance the Office conducted mid and end-year performance appraisal via the HRMIS. In compliance with OSHA, the Office initiated the development of OSH policy to inform safety, compensation, wellness and ergonomics.

8.4 Operational Practices

Procurement of goods, works and services for the reporting period was undertaken in line with Public Procurement and Asset Disposal Act CAP 17 (PPDA), and attendant regulations. The Office maintained transparent and accountable supplier relationships through timely performance reviews, clear contract management, prompt payments and regular communication with its suppliers to address inquiries and concerns.

Some delays were experienced occasioned by system constraints. To mitigate this, continuous supplier engagement and the planned digitization under e-GP is expected to enhance collaboration and efficiency.

8.5 Community Engagements

The Office continued to implement its Corporate Social Responsibility (CSR) initiative in line with the ORPP's *Corporate Social Policy and Strategy, 2019.* The policy outlines education, sports, environmental conservation and humanitarian intervention as its focus areas. The year under review, ORPP carried out forums for information sharing and engagement through exhibitions, trade fairs, public baraza, official social media, print and electronic media and radio stations.

The Office continued to implement the CSR project (the Adopt, Education and Mentor- AdEM) of sponsoring adopted needy student, currently in form three at Kiambu High School through staff voluntary contributions and mentorship. As part of monitoring the CSR programme, ORPP team visited the sponsored student at their home to enhance the holistic approach towards implementing the Adem programme.



Figure 1 The ORPP team during a visit to the family of the sponsored student at their home in Nguirubi, Kiriri in Ndeiya



Figure 2 The ORPP team shares assorted food with the sponsored student's family

Additionally, the Office engaged Kenya Forest Services (KFS) and established modalities for the implementation of the "Adopt a Forest" Government directive, which the Office has prioritized for as part of its subsequent CSR programmes.

9 STATEMENT OF MANAGEMENT RESPONSIBILITIES

Section 81 (1) of the Public Finance Management Act, CAP 412A requires that, at the end of each financial year, the Accounting Officer for Office of the Registrar of Political Parties shall prepare financial statements of the Office. Section 81 (3) requires the financial statements so prepared to be in a form that complies with relevant accounting standards as prescribed the Public Sector Accounting Standards Board of Kenya from time to time.

The Accounting Officer in charge of the Office of the Registrar of Political Parties is responsible for the preparation and presentation of the ORPP's financial statements, which give a true and fair view of the state of affairs of the Office of the Registrar of Political Parties for and as at the end of the financial year (period) ended on June 30, 2025. This responsibility includes: (i) maintaining adequate financial management arrangements and ensuring that these continue to be effective throughout the reporting period, (ii) maintaining proper accounting records, which disclose with reasonable accuracy at any time the financial position of the ORPP, (iii) designing, implementing and maintaining internal controls relevant to the preparation and fair presentation of the financial statements, and ensuring that they are free from material misstatements, whether due to error or fraud, (iv) safeguarding the assets of ORPP; (v) selecting and applying appropriate accounting policies, and (vi) making accounting estimates that are reasonable in the circumstances.

The Accounting Officer in charge accepts responsibility for the financial statements, which have been prepared on the Accrual Basis Method of Financial Reporting, using appropriate accounting policies in accordance with International Public Sector Accounting Standards (IPSAS). The Accounting Officer is of the opinion that the Office of Registrar of Political Parties financial statements give a true and fair view of the state of the Office transactions and the financial position as the financial year ended June 30, 2025.

The Accounting Officer further confirms the completeness of the accounting records maintained for ORPP, which have been relied upon in the preparation of the ORPP's financial statements as well as the adequacy of the system of internal controls.

The Accounting Officer in charge of the Office of Registrar of Political Parties confirms that the ORPP has complied fully with applicable Government Regulations and the terms of external financing covenants (where applicable), and that the ORPP's funds received during the year under audit were used for the eligible purposes for which they were intended and were properly accounted for. Further the Accounting Officer confirms that the ORPP's financial statements have been prepared in a form that complies with relevant accounting standards prescribed by the Public Sector Accounting Standards Board of Kenya.

Approval of the financial statements

The ORPP financial statements were approved on 27/8/ 2025 and signed by:

Sophia Sitati
Ag. Registrar of Political Parties/CEO

CPA Douglas Wanzala
Deputy Director Accounting Services
ICPAK M/ No: 10692

REPUBLIC OF KENYA

Telephone: +254-(20) 3214000
Email: info@oagkenya.go.ke
Website:www.oagkenya.go.ke

REPUBLIC OF KENYA
OAG
OFFICE OF THE AUDITOR-GENERAL
Enhancing Accountability

HEADQUARTERS
Anniversary Towers
Monrovia Street
P.O Box 30084-00100
NAIROBI

REPORT OF THE AUDITOR-GENERAL ON OFFICE OF THE REGISTRAR OF POLITICAL PARTIES FOR THE YEAR ENDED 30 JUNE, 2025

PREAMBLE

I draw your attention to the contents of my report which is in three parts:

A. Report on Financial Statements that considers whether the financial statements are fairly presented in accordance with the applicable financial reporting framework, accounting standards and the relevant laws and regulations that have a direct effect on the financial statements;

B. Report on Lawfulness and Effectiveness in the Use of Public Resources which considers compliance with applicable laws, regulations, policies, gazette notices, circulars, guidelines and manuals and whether public resources are applied in a prudent, efficient, economic, transparent and accountable manner to ensure the Government achieves value for money and that such funds are applied for the intended purpose; and,

C. Report on Effectiveness of Internal Controls, Risk Management and Governance which considers how the entity has instituted checks and balances to guide internal operations. This responds to the effectiveness of the governance structure, risk management environment and internal controls, developed and implemented by those charged with governance for orderly, efficient and effective operations of the entity.

An Unmodified Opinion is issued when the Auditor-General concludes that the financial statements are fairly presented in accordance with the applicable financial reporting framework. The Report on Financial Statements should be read together with the Report on Lawfulness and Effectiveness in the Use of Public Resources, and the Report on Effectiveness of Internal Controls, Risk Management, and Governance.

The three parts of the report aim to address the Auditor-General's statutory roles and responsibilities as provided by Article 229 of the Constitution, the Public Finance Management Act, 2012, and the Public Audit Act, 2015. The three parts of the report when read together constitute the report of the Auditor-General.

REPORT ON THE FINANCIAL STATEMENTS

Opinion

I have audited the accompanying financial statements of Office of the Registrar of Political Parties set out on pages 1 to 49 which comprise of the statement of financial position as

at 30 June, 2025, and the statement of financial performance, statement of cash flows and statement of comparison of budget and actual amounts for the year then ended and a summary of significant accounting policies and other explanatory information in accordance with the provisions of Article 229 of the Constitution of Kenya and Section 35 of the Public Audit Act, 2015. I have obtained all the information and explanations which to the best of my knowledge and belief, were necessary for the purpose of the audit.

In my opinion, the financial statements present fairly, in all material respects, the financial position of Office of the Registrar of Political Parties as at 30 June, 2025, and of its financial performance and its cash flows for the year then ended, in accordance International Public Sector Accounting Standards (Accrual Basis) and comply with the Political Parties Act, 2011 and the Public Finance Management Act, 2012.

Basis for Opinion

The audit was conducted in accordance with International Standards of Supreme Audit Institutions (ISSAIs). I am independent of the Office of the Registrar of Political Parties Management in accordance with ISSAI 130 on the Code of Ethics. I have fulfilled other ethical responsibilities in accordance with the ISSAI and in accordance with other ethical requirements applicable to performing audit of financial statements in Kenya. I believe that the audit evidence I have obtained is sufficient and appropriate to provide a basis for my opinion.

Key Audit Matters

Key audit matters are those matters that, in my professional judgement, are of most significance in the audit of the financial statements. There were no key audit matters to report in the year under review.

Other Matter

Unresolved Prior Year Matters

In the audit report of the previous year, issues on Non-compliance with One-Third of Basic Salary Rule and Understaffing were raised under the Report on Lawfulness and Effectiveness in the Use of Public Resources and Report on Effectiveness of Internal Controls, Risk Management and Governance respectively. However, Management had not resolved the issues or given any explanation for failure to adhere to the provisions of the Public Sector Accounting Standards Board reporting templates.

Other Information

The Management is responsible for the Other Information set out on pages v to xvi which comprise of Key Entity Information and Management, Statement of Governance, Statement by the Registrar of Political Parties, Statement of Performance Against Predetermined Objectives, Management Discussion and Analysis, Environmental and

Sustainability Reporting and Statement of Management's Responsibilities. The Other Information does not include the financial statements and my audit report thereon.

In connection with my audit on the Office's financial statements, my responsibility is to read the Other Information and in doing so, consider whether the Other Information is materially inconsistent with the financial statements or my knowledge obtained in the audit or otherwise appears to be materially misstated. If based on the work I have performed, I conclude that there is a material misstatement of this Other Information, I am required to report that fact. I have nothing to report in this regard.

My opinion on the financial statements does not cover the Other Information and accordingly, I do not express an audit opinion or any form of assurance conclusion thereon.

REPORT ON LAWFULNESS AND EFFECTIVENESS IN THE USE OF PUBLIC RESOURCES

Conclusion

As required by Article 229(6) of the Constitution, based on the audit procedures performed, except for the effect of the matters described in the Basis for Conclusion on Lawfulness and Effectiveness in the Use of Public Resources section of my report, I confirm that nothing else has come to my attention to cause me to believe that public resources have not been applied lawfully and in an effective way.

Basis for Conclusion

1. Non-Compliance with One-Third of Basic Salary Rule

Analysis of monthly payrolls revealed that five (5) employees had committed their basic salaries beyond the allowed two-thirds (2/3). This was contrary to Section 19(3) of the Employment Act, 2007, which stipulates that the total amount of all deductions made by an employer from the wages of an employee at any one time shall not exceed two-thirds of such wages.

In the circumstances, Management was in breach of the law.

2. Non-Compliance with Climate Change Regulatory Requirements

Review of financial records revealed that the Office of the Registrar of Political Parties did not comply with the provisions of the Climate Change Act, 2016 and The National Treasury Circular No. 13/2020 on Tracking and Reporting of Climate Finance Flows and Climate Change Related Expenditures as follows:

i. The Office did not develop or integrate climate change action plan into its institutional strategies, policies, or operational frameworks as required under Section 15(5)(a) of the Act;

ii. There was no designated climate change unit, nor has a senior officer been appointed to coordinate climate-related mandates, contrary to Section 15(5)(c) of the Act;
iii. The Office did not report on its sectoral greenhouse gas emissions and did not submit annual reports to the Climate Change Council, in breach of Sections 15(5)(b) and 15(5)(f) of the Act;
iv. There was no evidence of regular monitoring or review of climate change functions as per Section 15(5)(d) of the Act;
v. The Office did not incorporate climate-related disaster risk reduction strategies into its budgets or operations as required by Section 18; and
vi. The Office did not submit quarterly climate-related expenditure reports as required by The National Treasury's circular dated 1 July, 2020.

In the circumstances, Management was in breach of the law.

The audit was conducted in accordance with ISSAI 3000 and ISSAI 4000. The standards require that I comply with ethical requirements and plan and perform the audit to obtain assurance about whether the activities, financial transactions and information reflected in the financial statements comply in all material respects, with the authorities that govern them. I believe that the audit evidence I have obtained is sufficient and appropriate to provide a basis for my conclusion.

REPORT ON THE EFFECTIVENESS OF INTERNAL CONTROLS, RISK MANAGEMENT AND GOVERNANCE

Conclusion

As required by Section 7(1)(a) of the Public Audit Act, 2015 and based on the audit procedures performed, except for the effects of the matter described in the Basis for Conclusion on the Effectiveness of Internal Controls, Risk Management and Governance section of my report, I confirm that nothing else has come to my attention to cause me to believe that internal controls, risk management and governance were not effective.

Basis for Conclusion

Understaffing

Review of the organization structure revealed that the Office has an authorized staff establishment of two hundred and ninety-nine (299), against the staff members in-post of one hundred and sixteen (116), resulting in an understaffing of one hundred and eighty-three (183) or 61% of the authorized staff establishment. Despite the additional eight (8) new staff members recruited during the year under review, the number of employees is significantly below the approved staff establishment.

In the circumstances, the understaffing may hinder effective service delivery to the public.

material misstatement when it exists. Misstatements can arise from fraud or error and are considered material if, individually or in the aggregate, they could reasonably be expected to influence the economic decisions of users taken on the basis of these financial statements.

In conducting the audit, Article 229(6) of the Constitution also requires that I express a conclusion on whether or not in all material respects, the activities, financial transactions and information reflected in the financial statements are in compliance with the authorities that govern them and that public resources are applied in an effective way. In addition, I consider the entity's control environment in order to give an assurance on the effectiveness of internal controls, risk management and governance processes and systems in accordance with the provisions of Section 7(1) (a) of the Public Audit Act, 2015.

Further, I am required to submit the audit report in accordance with Article 229(7) of the Constitution.

Detailed description of my responsibilities for the audit is located at the Office of the Auditor-General's website at: https://www.oagkenya.go.ke/auditor-generals-responsibilities-for-audit/. This description forms part of my auditor's report.

FCPA Nancy Gathungu, CBS
AUDITOR-GENERAL

Nairobi

13 November, 2025

The audit was conducted in accordance with ISSAI 2315 and ISSAI 2330. The standards require that I plan and perform the audit to obtain assurance about whether effective processes and systems of internal controls, risk management and overall governance were operating effectively in all material respects. I believe that the audit evidence I have obtained is sufficient and appropriate to provide a basis for my conclusion.

Responsibilities of Management and those Charged with Governance

Management is responsible for the preparation and fair presentation of these financial statements in accordance with International Public Sector Accounting Standards (Accrual Basis) and for maintaining effective internal controls as Management determines is necessary to enable the preparation of financial statements that are free from material misstatement, whether due to fraud or error and for its assessment of the effectiveness of internal controls, risk management and governance.

In preparing the financial statements, Management is responsible for assessing the Office's ability to continue as a going concern, disclosing, as applicable, matters related to going concern and using the going concern basis of accounting unless Management is aware of the intention to cease operations.

Management is also responsible for the submission of the financial statements to the Auditor-General in accordance with the provisions of Section 47 of the Public Audit Act, 2015.

In addition to the responsibility for the preparation and presentation of the financial statements described above, Management is also responsible for ensuring that the activities, financial transactions and information reflected in the financial statements comply with the authorities which govern them and that public resources are applied in an effective way.

Those charged with governance are responsible for overseeing the Office's financial reporting process, reviewing the effectiveness of how Management monitors compliance with relevant legislative and regulatory requirements, ensuring that effective processes and systems are in place to address key roles and responsibilities in relation to governance and risk management, and ensuring the adequacy and effectiveness of the control environment.

Auditor-General's Responsibilities for the Audit

My responsibility is to conduct an audit of the financial statements in accordance with Article 229(4) of the Constitution, Section 35 of the Public Audit Act, 2015 and the International Standards of Supreme Audit Institutions (ISSAIs). The standards require that, in conducting the audit, I obtain reasonable assurance about whether the financial statements as a whole are free from material misstatements, whether due to fraud or error and to issue an auditor's report that includes my opinion in accordance with Section 48 of the Public Audit Act, 2015. Reasonable assurance is a high level of assurance but is not a guarantee that an audit conducted in accordance with ISSAIs will always detect a

11 STATEMENT OF FINANCIAL PERFORMANCE FOR THE PERIOD ENDED 30TH JUNE 2025

	Notes	*Period Ended Jun 2025*
		Kshs
Revenue from non-exchange transactions		
Transfers from Exchequer	6	1,716,045,152
Transfers from Other Government entities		-
Transfers from Domestic and Foreign Partners		-
Levies, fines, penalties, and forfeitures		-
Reimbursement and Refunds		-
Total		**1,716,045,152**
Revenue from exchange transactions		
Licenses, Fees and Permits		-
Rendering of services		-
Rental revenue from facilities and equipment		-
Finance income		-
Miscellaneous income	15	3,140,130
Total revenue		**1,719,185,282**
Expenses		
Employee costs	16	263,744,467
Use of goods and services	17	215,763,924
Transfers to other Government Entities	18	1,231,440,130
Commissioners Expenses		-
Depreciation and amortization expense	20	304,852
Other Grants and Subsidies		-
Finance costs		-
Social Benefits		-
Total expenses		**1,711,253,374**
Other gains/(losses)		
Gain/(loss) on sale of assets		-
Gain/Loss on foreign exchange transactions		-

Office of the Registrar of Political Parties
Annual Report and Financial Statements for the Period ended 30th June 2025 (Recurrent Account)

	Notes	*Period Ended Jun 2025*
		Kshs
Gain/Loss on fair value of investments		-
Impairment loss		-
Surplus for the year		7,931,908
Taxation		-
Net Surplus		7,931,908

The Financial Statements set out were signed by:

.....
Sophia Sitati
Ag. Registrar of Political Parties/CEO

.....
CPA Douglas Wanzala
Deputy Director Accounting Services
ICPAK M/ No: 10692

12 STATEMENT OF FINANCIAL POSITION AS AT 30TH JUNE 2025

	Notes	Period as at June 2025	Opening Statement 1st July 2024
		Kshs	Kshs
Assets			
Current Assets			
Cash and Cash equivalents	29	6,500,361	1,427,850
Receivables from Exchange Transactions	30	494,534	500,000
Receivables from Non-Exchange Transactions		-	-
Inventories		-	-
Investments		-	-
Total Current Assets		**6,994,895**	**1,927,850**
Non-Current Assets			
Receivables from Exchange Transactions		-	-
Investments		-	-
Property, Plant and Equipment	34	711,322	-
Right of use assets		-	-
Intangible Assets		-	-
Investment Property		-	-
Biological Assets		-	-
Tangible natural resources		-	-
Total Non- Current Assets		-	-
Total Assets (a)		**7,706,217**	**1,927,850**
Liabilities			
Current Liabilities			
Trade and Other Payables	40	773,067	1,702,758
Refundable Deposits		-	-
Current Provision		-	-
Current Lease Liabilities		-	-
Deferred Income		-	-
Employee Benefit Obligation		-	-
Current Portion of Borrowings		-	-
Social Benefit Liability		-	-
Total Current Liabilities		**773,067**	**1,702,758**
Non-Current Liabilities			

	Notes	Period as at June 2025	Opening Statement 1st July 2024
		Kshs	Kshs
Non-Current Provisions		-	-
Non-current lease liability		-	-
Deferred Income		-	-
Employee Benefit Obligation		-	-
Borrowings – Non-Current Portion		-	-
Social Benefit Liability		-	-
Service Concession Liability		-	-
Total Non-Current Liabilities		-	-
Total Liabilities (b)		**773,067**	**1,702,758**
Net Assets (a-b)		6,933,150	225,092
Reserves		-	-
Accumulated Surplus		6,933,150	225,092
Capital Fund		-	-
Net Assets		**6,933,150**	**225,092**

The Financial Statements set out were signed by:

.....
Sophia Sitati
Ag. Registrar of Political Parties/CEO

.....
CPA Douglas Wanzala
Deputy Director Accounting Services
ICPAK M/ No: 10692

13 STATEMENT OF CHANGES IN NET ASSETS FOR THE YEAR ENDED 30TH JUNE 2025

	Accumulated Surplus	Reserves	Capital Fund	Total
Fund balance as at 30th June 2024	1,927,850	-	-	1,927,850
Adjustment: Recognition of Assets and Liabilities				**67,200**
Pending bills-Trade payables	(1,702,758)			(1,702,758)
As at July 1, 2024	**225,092**	**-**	**-**	**292,292**
Return to Exchequer	(1,223,850)			(1,223,850)
Surplus/ deficit for the year	7,931,908			7,931,908
Revaluation gain/loss	-	-	-	-
Capital funds received in the year	-	-	-	-
As at 30th June 2025	**6,933,150**	**-**	**-**	**6,933,150**

14 STATEMENT OF CASH FLOWS FOR THE YEAR ENDED 30TH JUNE 2025

		Period Ended June-2025
	Notes	**Kshs**
Cash flows from operating activities		
Receipts		
Transfers from exchequers	6	1,716,045,152
Transfers from other governments entities		-
Levies, fines, penalties and forfeitures		-
Licenses, fees and permits		-
Rendering of services		-
Rental revenue from facilities and equipment		-
Finance income		-
Other income	15	3,140,130
Total receipts		**1,719,185,282**
Payments		
Employee costs	16	263,744,467
Use of goods and services	17	216,688,149
Transfers to other Government Entities	18	1,231,440,130
Commissioners Expenses		-
Other Grants and Subsidies		-
Social Benefits		-
Total payments		1,711,872,746
Net cash flows from/(used in) operating activities	49	7,312,536
Cash flows from investing activities		
Purchase of PPE		1,016,174
Purchase of Intangible Assets		-
Proceeds from sale of PPE		-
Proceeds from sale of biological assets		-
Purchase of investments		-
Sale of investments		-
Net cash flows from/(used in) investing activities		**1,016,174**
Cash flows from financing activities		
Return to Exchequer		(1,223,850)
Proceeds from borrowings		-
Repayment of borrowings		-
Net cash flows from financing Activities		(1,223,850)

		Period Ended June-2025
	Notes	**Kshs**
Net increase/(decrease) in cash & Cash equivalents		**5,072,512**
Cash and cash equivalents as at 1st July	29	1,427,850
Cash and cash equivalents at the end of the period		**6,500,362**

15 STATEMENT OF COMPARISON OF BUDGET AND ACTUAL AMOUNTS FOR THE YEAR ENDED 30th JUNE 2025

Recurrent and Development Combined

Description	Original budget	Adjustments	Final budget	Actual on a comparable basis	Budget utilization difference	% of utilization
	A	B	C=a+b	D	E=c-d	F=d/c %
Revenue						
Transfers from exchequer	2,037,871,453	-314,438,021	1,723,433,432	1,716,045,152	7,388,280	100%
Transfers from other government entities	-	-	-	-	-	
Levies, fines, penalties and forfeitures	-	-	-	-	-	
Licenses, fees, and permits	-	-	-	-	-	
Rendering of services	-	-	-	-	-	
Rental revenue from facilities and equipment	-	-	-	-	-	
Finance income	-	-	-	-	-	
Other income				3,140,130	- 3,140,130	
Total revenue	**2,037,871,453**	**-314,438,021**	**1,723,433,432**	**1,719,185,282**	**4,248,150**	**100%**
Expenses						
Employees Costs	254,550,000	-4,000,000	250,550,000	250,055,265	494,735	100%
Use of goods and services	245,394,765	-17,595,583	227,799,182	216,211,401	11,587,781	95%
Transfers to other government units	1,508,300,000	-280,000,000	1,228,300,000	1,231,440,130	-3,140,130	100%
Commissioners Expenses						
Other grants and transfers	-	-	-	-	-	
Social benefits	12,200,000	3,440,500	15,640,500	13,689,202	1,951,298	88%
Other payments	-	-	-	-	-	
Total recurrent expenses	**2,020,444,765**	**-298,155,083**	**1,722,289,682**	**1,711,395,998**	**10,893,684**	**99%**
Capital items						
Acquisition of PPE	17,426,688	-15,901,688	1,143,750	1,492,922	-349,172	131%
Acquisition of Intangible assets	-	-	-	-	-	

Description	Original budget	Adjustments	Final budget	Actual on a comparable basis	Budget utilization difference	% of utilization
	A	B	C=a+b	D	E=c-d	F=d/c %
Purchase of investments	-	-	-	-	-	
Repayment of borrowings	-	-	-	-	-	
Total expenses Development	17,426,688	-16,282,938	1,143,750	1,492,922	-349,172	
Total expenses	**2,037,871,453**	**-314,438,021**	**1,723,433,432**	**1,712,888,920**	**10,544,512**	**99%**
Surplus	-	-	-	**6,296,362**		

Reconciliation table

	Operating	Financing	Investing	total
Actual amounts on comparable basis presented in the budget and actual comparative statement	**6,296,362**	**-**	**-**	**6,296,362**
Basis difference	-	-	-	-
Timing differences	1,427,850	-	-	1,427,850
ORPP differences	-	-	-	-
Classification differences		-1,223,850	-	-1,223,850
Actual in the statement of cashflows	7,724,212	1,223,850	-	6,500,362

16 NOTES TO THE FINANCIAL STATEMENTS

1. Establishment

The Office is established by and derives its authority and accountability from section 33 of the Political Parties Act CAP 7D (PPA). The Office of the Registrar of Political Parties is wholly owned by the Government of Kenya and is domiciled in Kenya. The Office's principal activity is to ensure that Funds allocated to Political Parties are distributed to all qualifying Political Parties in accordance with the criteria provided by the Act under section 25.

2. Statement of Compliance and Basis of Reporting

Statement of Compliance

These financial statements have been prepared in accordance with the Public Finance Management Act, CAP 412A and with the International Public Sector Accounting Standards (IPSAS).

For the purpose of these financial statements, the ORPP has been categorized as a Schedule 1 national government Office in line with Section 4 of the Public Finance Management Act, CAP 412A read together with Regulation 211 (2) of the Public Finance Management (National Government) Regulations, 2015. Schedule 1 national government entities include Ministries, Departments, Agencies, constitutional institutions and independent offices. ORPP is reporting entities whose primary objective is to provide policy and coordination of government services.

The use of public resources by ORPP is primarily governed by Chapter 12 of the Constitution, the relevant Appropriation Act, the Public Finance Management Act, CAP 412A, and the Public Procurement and Disposal Act, CAP 412C .

These financial statements for the period ended 30th June 2025 were authorized for issue by the Accounting Officer.

Reporting period

The reporting period for these financial statements is for the period ended 30thJune 2025

Basis of preparation

These financial statements have been prepared on a going concern basis, and the accounting policies have been applied consistently throughout the period on an accrual basis unless otherwise specified (for example, the Statement of Cash Flows). Under an accrual basis, revenues are recognised when rights to assets are earned or levied rather than when cash is received, and expenses are recognised when obligations are incurred rather than when they are settled. The financial statements have been prepared and presented in Kenya Shillings to the nearest shilling. The accounting policies adopted have been consistently applied to all the years presented.

Critical Accounting Judgements

IPSAS requires accounting judgements to be made in determining accounting policies that impact the presentation of these financial statements. The most critical of these judgements, and their impact, are:

Recognition of Revenue

A revenue is an increase in the net financial position, other than increases arising from ownership contributions. Revenue is required to be measured when the event occurs and when recognition criteria (probable inflow of resources and ability to reliably measure their value) are met. Judgment is required to determine if these criteria are met, particularly where limited evidence is available at the time the revenue is earned.

Recognition of non-exchange Expenses and Liabilities

A liability is a present obligation of ORPP for an outflow of resources that results from a past event. Expenses (and other liabilities) are recognized when there is a present obligation (legal or constructive) as a result of a past event. An outflow of resources embodying economic benefits will probably be required to settle the obligation and a reliable estimate of the obligation can be made. Judgement is required in assessing each of these conditions, and therefore reporting if an expense and a present obligation should be reported.

The ORPP pursues a number of policy targets and outcomes. However, the commitment to these targets and outcomes, generally, do not of themselves constitute a present obligation unless the ORPP is clear on the cost it intends to incur, when payment will be made, and to whom and as a consequence has raised a valid expectation. As a consequence, liabilities are not reported for costs associated with the Office policy objectives and targets. Where a policy choice gives rise to an obligation that exists independently of the ORPP's future actions, expenses (and other related liabilities) are recognized for that policy.

Purpose and Nature of Financial Instruments

Judgment is required in determining whether financial assets (including investment in securities and advances) and financial liabilities are held for trading or to provide a return through interest and principal transactions. Depending on that judgment, financial instruments will be reported at fair value or on an amortized cost basis.

Climate Change Obligations

Kenya's current National Determined Contribution (NDC) to deliver on the goals of the Paris Agreement sets a headline target of a 32 per cent emission reduction by 2030 relative to the business-as-usual scenario of 143 MtCO2eq. Office's commitment to climate change action does not constitute a present obligation on the balance sheet but are disclosed separately.

Physical Assets

An asset is a resource presently controlled by the Office as a result of a past event. The primary reason for holding property, plant and equipment and other assets is for their service potential rather than their ability to generate cash flows. Because of the types of services provided, a significant proportion of assets used by public sector entities including roads, national parks, heritage buildings etc are specialized in nature. There may be a limited market for such assets and so judgement is

required on measurement. Judgment is also required on whether assets are held for commercial purposes or public benefit purposes.

3. Adoption of New and Revised Standards

i) New and amended standards and interpretations in issue effective in the year ended 30 June 2025.

There were no new and amended standards issued in the financial year.

ii) New and amended standards and interpretations in issue but not yet effective in the year ended 30 June 2025.

Standard	Effective date and impact:
IPSAS 43	***Applicable 1st January 2025*** The standard sets out the principles for the recognition, measurement, presentation, and disclosure of leases. The objective is to ensure that lessees and lessors provide relevant information in a manner that faithfully represents those transactions. This information gives a basis for users of financial statements to assess the effect that leases have on the financial position, financial performance and cashflows of ORPP. The new standard requires entities to recognise, measure and present information on right of use assets and lease liabilities.
IPSAS 44: Non-Current Assets Held for Sale and Discontinued Operations	***Applicable 1st January 2025*** The Standard requires, Assets that meet the criteria to be classified as held for sale to be measured at the lower of carrying amount and fair value less costs to sell and the depreciation of such assets to cease and: Assets that meet the criteria to be classified as held for sale to be presented separately in the statement of financial position and the results of discontinued operations to be presented separately in the statement of financial performance.
IPSAS 45- Property Plant and Equipment	***Applicable 1st January 2025*** The standard supersedes IPSAS 17 on Property, Plant and Equipment. IPSAS 45 has additional guidance/ new guidance for heritage assets, infrastructure assets and measurement. Heritage assets were previously excluded from the scope of IPSAS 17 in IPSAS 45, heritage assets that satisfy the definition of PPE shall be recognised as assets if they meet the criteria in the standard. IPSAS 45 has an additional application guidance for infrastructure assets, implementation guidance and illustrative examples. The standard has clarified existing principles e.g. valuation of land over or under the infrastructure assets, under- maintenance of assets and distinguishing significant parts of infrastructure assets.

Standard	Effective date and impact:
IPSAS 46 Measurement	***Applicable 1st January 2025*** The objective of this standard was to improve measurement guidance across IPSAS by: i. Providing further detailed guidance on the implementation of commonly used measurement bases and the circumstances under which they should be used. ii. Clarifying transaction costs guidance to enhance consistency across IPSAS; iii. Amending where appropriate guidance across IPSAS related to measurement at recognition, subsequent measurement and measurement related disclosures. The standard also introduces a public sector specific measurement bases called the current operational value.
IPSAS 47- Revenue	***Applicable 1st January 2026*** This standard supersedes IPSAS 9- Revenue from exchange transactions, IPSAS 11 Construction contracts and IPSAS 23 Revenue from non- exchange transactions. This standard brings all the guidance of accounting for revenue under one standard. The objective of the standard is to establish the principles that an MDA shall apply to report useful information to users of financial statements about the nature, amount, timing and uncertainty of revenue and cash flow arising from revenue transactions.
IPSAS 48- Transfer Expenses	***Applicable 1st January 2026*** The objective of the standard is to establish the principles that a transfer provider shall apply to report useful information to users of financial statements about the nature, amount, timing and uncertainty of expenses and cash flow arising from transfer expense transactions. This is a new standard for public sector entities geared to provide guidance to entities that provide transfers on accounting for such transfers.
IPSAS 49- Retirement Benefit Plans	***Applicable 1st January 2026*** The objective is to prescribe the accounting and reporting requirements for the public sector retirement benefit plans which provide retirement to public sector employees and other eligible participants. The standard sets the financial statements that should be presented by a retirement benefit plan.

iii) Early adoption of standards

The Office did not early – adopt any new or amended standards in the financial year

4. Summary of Significant Accounting Policies

a) **Revenue recognition**

i) Revenue from non-exchange transactions

Fees, taxes and fines

The Office recognizes revenues from fees, taxes and fines when the event occurs and the asset recognition criteria are met. To the extent that there is a related condition attached that would give rise to a liability to repay the amount, deferred income is recognized instead of revenue. Other non-exchange revenues are recognized when it is probable that the future economic benefits or service potential associated with the asset will flow to the Office and the fair value of the asset can be measured reliably.

Transfers from other Government Entities

Revenues from non-exchange transactions with other government entities are measured at fair value and recognized on obtaining control of the asset (cash, goods, services and property) if the transfer is free from conditions and it is probable that the economic benefits or service potential related to the asset will flow to the Office and can be measured reliably. Recurrent grants are recognized in the statement of comprehensive income. Development grants are recognized in the statement of financial performance after meeting the revenue recognition criteria. Conditional grants are recognized as revenue upon fulfilment of the set conditions.

ii) Revenue from Exchange Transactions

Rendering of Services

The Office recognizes revenue from rendering of services by reference to the stage of completion when the outcome of the transaction can be estimated reliably. The stage of completion is measured by reference to labour hours incurred to date as a percentage of total estimated labour hours. Where the contract outcome cannot be measured reliably, revenue is recognized only to the extent that the expenses incurred are recoverable.

Interest income

Interest income is accrued using the effective yield method. The effective yield discounts estimated future cash receipts through the expected life of the financial asset to that asset's net carrying amount. The method applies this yield to the principal outstanding to determine interest income each period.

Rental income

Rental income arising from operating leases on investment properties is accounted for on a straight-line basis over the lease terms and included in revenue.

b) Budget information

The original budget for FY 2024/25 was approved by the National Assembly on 30th June 2024. Subsequent revisions or additional appropriations were made to the approved budget in accordance with specific approvals from the appropriate authorities. The additional appropriations are added to the original budget by

the Office upon receiving the respective approvals in order to conclude the final budget. The ORPP's budget is prepared on a different basis to the actual income and expenditure disclosed in the financial statements. The financial statements are prepared on accrual basis using a classification based on the nature of expenses in the statement of financial performance, whereas the budget is prepared on a cash basis.

The amounts in the financial. statements were recast from the accrual basis to the cash basis and reclassified by presentation to be on the same basis as the approved budget. A comparison of budget and actual amounts, prepared on a comparable basis to the approved budget, is then presented in the statement of comparison of budget and actual amounts. In addition to the Basis difference, adjustments to amounts in the financial statements are also made for differences in the formats and classification schemes adopted for the presentation of the financial statements and the approved budget. A statement to reconcile the actual amounts on a comparable basis included in the statement of comparison of budget and actual amounts and the actuals as per the statement of cash flows has been presented in the financial statements.

c) Investment property

Investment properties are measured initially at cost, including transaction costs. The carrying amount includes the replacement cost of components of an existing investment property at the time that cost is incurred if the recognition criteria are met and excludes the costs of day-to-day maintenance of an investment property. Investment property acquired through a non-exchange transaction is measured at its fair value at the date of acquisition. Subsequent to initial recognition, investment properties are measured using the cost model and are depreciated over the period. Investment properties are derecognized either when they have been disposed of or when the investment property is permanently withdrawn from use and no future economic benefit or service potential is expected from its disposal. The difference between the net disposal proceeds and the carrying amount of the asset is recognized in the surplus or deficit in the period of de-recognition. Transfers are made to or from investment property only when there is a change in use.

d) Property, plant and equipment

All property, plant and equipment are stated at cost less accumulated depreciation and impairment losses. Cost includes expenditure that is directly attributable to the acquisition of the items. When significant parts of property, plant and equipment are required to be replaced at intervals, the Office recognizes such parts as individual assets with specific useful lives and depreciates them accordingly.

Likewise, when a major inspection is performed, its cost is recognized in the carrying amount of the plant and equipment as a replacement if the recognition criteria are satisfied. All other repair and maintenance costs are recognized in surplus or deficit as incurred. Where an asset is acquired in a non-exchange transaction for nil or nominal consideration the asset is initially measured at its fair value.

e) Right of use asset

The right-of-use assets comprises the initial measurement of the corresponding lease liability, lease payments made at or before the commencement day, less any lease incentives received and any initial direct costs. They are subsequently measured at cost less accumulated depreciation and impairment losses. Whenever the Office incurs an obligation for costs to dismantle and remove a leased asset, restore the site on which it is located or restore the underlying asset to the condition required by the terms and conditions of the lease, a provision is recognized and measured under IPSAS 21 or IPSAS 26. To the extent that the costs relate to a right-of-use asset, the costs are included in the related right-of-use asset, unless those costs are incurred to produce inventories. Right-of-use assets are depreciated over the shorter period of lease term and useful life of the underlying asset. If a lease transfer's ownership of the underlying asset or the cost of the right-of-use asset reflects that the Office expects to exercise a purchase option, the related right-of-use asset is depreciated over the useful life of the underlying asset. The depreciation starts at the Commencement date of the lease. The right-of-use assets are presented as a separate line in the statement of financial position.

Tangible Natural Resources

The ORPP recognises a tangible natural resource recognized if, and only if: It is probable that service potential associated with the natural resource will flow to the Office; the Office controls the tangible natural resource as a result of past events; and the tangible natural resource can be measured reliably. Where this criterion is not met, the ORPP discloses the tangible natural resource in the notes to the financial statements. Where a tangible natural resource is recognized as an asset as the result of an event that is not a transaction in an orderly market, including non-exchange transactions, the asset shall be measured initially at its deemed cost. The Office shall apply IPSAS 46, Measurement, when measuring the deemed cost of such a recognized tangible natural resource. A recognized tangible natural resource acquired through an exchange transaction shall be measured at its cost. Historical cost model is applied after initial recognition less any depreciation and impairment losses.

f) Leases

Finance leases are leases that transfer substantially all of the risks and benefits incidental to ownership of the leased item to the Office. Assets held under a finance lease are capitalized at the commencement of the lease at the fair value of the leased property or, if lower, at the present value of the future minimum lease

payments. The Office also recognizes the associated lease liability at the inception of the lease. The liability recognized is measured as the present value of the future minimum lease payments at initial recognition. Subsequent to initial recognition, lease payments are apportioned between finance charges and reduction of the lease liability so as to achieve a constant rate of interest on the remaining balance of the liability.

Finance charges are recognized as finance costs in surplus or deficit. n asset held under a finance lease is depreciated over the useful life of the asset. However, if there is no reasonable certainty that the Office will obtain ownership of the asset by the end of the lease term, the asset is depreciated over the shorter of the estimated useful life of the asset and the lease term.

g) Intangible assets

Intangible assets acquired separately are initially recognized at cost. The cost of intangible assets acquired in a non-exchange transaction is their fair value at the date of the exchange. Following initial recognition, intangible assets are carried at cost less any accumulated amortization and accumulated impairment losses. Internally generated intangible assets, excluding capitalized development costs, are not capitalized and expenditure is reflected in surplus or deficit in the period in which the expenditure is incurred. The useful life of the intangible assets is assessed as either finite or indefinite.

h) Research and Development Costs

The Office expenses research costs as incurred. Development costs on an individual project are recognized as intangible assets when the Office can demonstrate:

i) The technical feasibility of completing the asset so that the asset will be available for use or sale.
ii) Its intention to complete and its ability to use or sell the asset.
iii) How the asset will generate future economic benefits or service potential.
iv) The availability of resources to complete the asset.
v) The ability to measure reliably the expenditure during development.

Following initial recognition of an asset, the asset is carried at cost less any accumulated amortization and accumulated impairment losses. Amortization of the asset begins when development is complete, and the asset is available for use. It is amortized over the period of expected future benefit. During the period of development, the asset is tested for impairment annually with any impairment losses recognized immediately in surplus or deficit.

i) Financial Instruments

IPSAS 41 addresses the classification, measurement and de-recognition of financial assets and financial liabilities, introduces new rules for hedge accounting and a new impairment model for financial assets. The Office does not have any hedge relationships and therefore the new hedge accounting rules have no impact on the Company's financial statements. A financial instrument is any contract that gives rise to a financial asset of one MDA and a financial liability or equity instrument of another MDA. At initial recognition, the Office measures a financial asset or financial liability at its fair value plus or minus, in the case of a financial asset or financial liability not at fair value through surplus or deficit, transaction costs that are directly attributable to the acquisition or issue of the financial asset or financial liability.

a) Financial Assets

Classification of Financial Assets

The office classifies its financial assets as subsequently measured at amortised cost, fair value through net assets/ equity or fair value through surplus and deficit on the basis of both the Office's management model for financial assets and the contractual cash flow characteristics of the financial asset. A financial asset is measured at amortized cost when the financial asset is held within a management model whose objective is to hold financial assets in order to collect contractual cash flows and the contractual terms of the financial asset give rise on specified dates to cash flows that are solely payments of principal and interest on the principal outstanding. A financial asset is measured at fair value through net assets/ equity if it is held within the management model whose objective is achieved by both collecting contractual cashflows and selling financial assets and the contractual terms of the financial asset give rise on specified dates to cash flows that are solely payments of principal and interest on the principal amount outstanding. A financial asset shall be measured at fair value through surplus or deficit unless it is measured at amortized cost or fair value through net assets/ equity unless an Office has made irrevocable election at initial recognition for particular investments in equity instruments.

Subsequent measurement

Based on the business model and the cash flow characteristics, the Office classifies its financial assets into amortized cost or fair value categories for financial instruments. Movements in fair value are presented in either surplus or deficit or through net assets/ equity subject to certain criteria being met.

Amortized cost

Financial assets that are held for collection of contractual cash flows where those cash flows represent solely payments of principal and interest, and that are not designated at fair value through surplus or deficit, are measured at amortized cost. A gain or loss on an instrument that is subsequently measured at amortized cost and is not part of a hedging relationship is recognized in profit or loss when the asset is de-recognized

or impaired. Interest income from these financial assets is included in finance income using the effective interest rate method.

Fair value through net assets/ equity

Financial assets that are held for collection of contractual cash flows and for selling the financial assets, where the assets' cash flows represent solely payments of principal and interest, are measured at fair value through net assets/ equity. Movements in the carrying amount are taken through net assets, except for the recognition of impairment gains or losses, interest revenue and foreign exchange gains and losses which are recognized in surplus/deficit. Interest income from these financial assets is included in finance income using the effective interest rate method.

Trade and other receivables

Trade and other receivables are recognized at fair values less allowances for any uncollectible amounts. Trade and other receivables are assessed for impairment on a continuing basis. An estimate is made of doubtful receivables based on a review of all outstanding amounts at the year end.

Fair value through surplus or deficit

Financial assets that do not meet the criteria for amortized cost or fair value through net assets/ equity are measured at fair value through surplus or deficit. A business model where the office manages financial assets with the objective of realizing cash flows through solely the sale of the assets would result in a fair value through surplus or deficit model.

Impairment

The Office assesses, on a forward-looking basis, the expected credit loss ('ECL') associated with its financial assets carried at amortized cost and fair value through net assets/equity. The Office recognizes a loss allowance for such losses at each reporting date. Critical estimates and significant judgments made by management in determining the expected credit loss (ECL).

b) Financial Liabilities

Classification

The Office classifies its liabilities as subsequently measured at amortized cost except for financial liabilities measured through profit or loss.

j) Inventories

Inventory is measured at cost upon initial recognition. To the extent that inventory was received through non-exchange transactions (for no cost or for a nominal cost), the cost of the inventory is its fair value at the date of acquisition. Costs incurred in bringing each product to its present location and conditions are accounted for, as follows:

i) Raw materials: purchase cost using the weighted average cost method.

ii) Finished goods and work in progress: cost of direct materials and labour and a proportion of manufacturing overheads based on the normal operating capacity but excluding borrowing costs.

After initial recognition, inventory is measured at the lower of cost and net realizable value. However, to the extent that a class of inventory is distributed or deployed at no charge or for a nominal charge.

that class of inventory is measured at the lower of cost and current replacement cost. Net realizable value is the estimated selling price in the ordinary course of operations, less the estimated costs of completion and the estimated costs necessary to make the sale, exchange, or distribution.

Inventories are recognized as an expense when deployed for utilization or consumption in the ordinary course of operations of the Office.

k) Provisions

Provisions are recognized when the Office has a present obligation (legal or constructive) as a result of a past event, it is probable that an outflow of resources embodying economic benefits or service potential will be required to settle the obligation and a reliable estimate can be made of the amount of the obligation. Where the Office expects some or all of a provision to be reimbursed, for example, under an insurance contract, the reimbursement is recognized as a separate asset only when the reimbursement is virtually certain. The expense relating to any provision is presented in the statement of financial performance net of any reimbursement.

l) Social Benefits

Social benefits are cash transfers provided to i) specific individuals and / or households that meet the eligibility criteria, ii) mitigate the effects of social risks and iii) Address the need of society as a whole. The Office recognises a social benefit as an expense for the social benefit scheme at the same time that it recognises a liability. The liability for the social benefit scheme is measured at the best estimate of the cost (the social benefit payments) that the Office will incur in fulfilling the present obligations represented by the liability.

m) Contingent liabilities

The Office does not recognize a contingent liability but discloses details of any contingencies in the notes to the financial statements, unless the possibility of an outflow of resources embodying economic benefits or service potential is remote.

n) Contingent Assets

The Office does not recognize a contingent asset but discloses details of a possible asset whose existence is contingent on the occurrence or non-occurrence of one or more uncertain future events not wholly within the control of the Office in the notes to the financial statements. Contingent assets are assessed continually to ensure that developments are appropriately reflected in the financial statements. If it has become virtually certain that an inflow of economic benefits or service potential will arise and the asset's value can be measured reliably, the asset and the related revenue are recognized in the financial statements of the period in which the change occurs.

o) Nature and Purpose of Reserves

The Office creates and maintains reserves in terms of specific requirements. Office *to state the reserves maintained and appropriate policies adopted.*

p) Changes in Accounting Policies and Estimates

The Office recognizes the effects of changes in accounting policy retrospectively. The effects of changes in accounting policy are applied prospectively if retrospective application is impractical

q) Employee Benefits

Retirement Benefit Plans

The Office provides retirement benefits for its employees and directors. Defined contribution plans are post-employment benefit plans under which an Office pays fixed contributions into a separate Office (a fund), and will have no legal or constructive obligation to pay further contributions if the fund does not hold sufficient assets to pay all employee benefits relating to employee service in the current and prior periods. The contributions to fund obligations for the payment of retirement benefits are charged against income in the year in which they become payable. Defined benefit plans are post-employment benefit plans other than defined-contribution plans. The defined benefit funds are actuarially valued tri-annually on the projected unit credit method basis. Deficits identified are recovered through lump sum payments or increased future contributions on proportional basis to all participating employers. The contributions and lump sum payments reduce the post-employment benefit obligation.

r) Foreign Currency Transactions

Transactions in foreign currencies are initially accounted for at the ruling rate of exchange on the date of the transaction. Trade creditors or debtors denominated in foreign currency are reported at the statement of financial position reporting date by applying the exchange rate on that date. Exchange differences arising from the settlement of creditors, or from the reporting of creditors at rates different from those at which they

were initially recorded during the period, are recognized as income or expenses in the period in which they arise.

s) Borrowing Costs

Borrowing costs are capitalized against qualifying assets as part of property, plant and equipment.

Such borrowing costs are capitalized over the period during which the asset is being acquired or constructed and borrowings have been incurred. Capitalization ceases when construction of the asset is complete. Further borrowing costs are charged to the statement of financial performance.

t) Related parties

The Office regards a related party as a person or an Office with the ability to exert control individually or jointly, or to exercise significant influence over the Office, or vice versa. Members of key management are regarded as related parties and comprise *the directors, the CEO and senior managers.*

u) Service concession arrangements

The Office analyses all aspects of service concession arrangements that it enters into in determining the appropriate accounting treatment and disclosure requirements. In particular, where a private party contributes an asset to the arrangement, the Office recognizes that asset when, and only when, it controls or regulates the services the operator must provide together with the asset, to whom it must provide them, and at what prices.

In the case of assets other than 'whole-of-life' assets, it controls, through ownership, beneficial entitlement or otherwise – any significant residual interest in the asset at the end of the arrangement. Any assets so recognized are measured at their fair value. To the extent that an asset has been

recognized, the Office also recognizes a corresponding liability, adjusted by a cash consideration paid or received.

v) Cash and cash equivalents

Cash and cash equivalents comprise cash on hand and cash at bank, short-term deposits on call and highly liquid investments with an original maturity of three months or less, which are readily convertible to known amounts of cash and are subject to insignificant risk of changes in value. Bank

Account balances include amounts held at the Central Bank of Kenya and at various commercial banks at the end of the financial year.

w) Comparative figures

In preparing these financial statements, the Office has elected to apply paragraph 79 of IPSAS 33, which allows for the election by an Office to present one statement of financial performance, one statement of cash flow, one statement of net assets and the statement of financial position and an opening statement of financial position as at the time of first-time adoption of the accrual basis of accounting.

x) Subsequent events

There have been no events subsequent to the financial year end with a significant impact on the financial statements for the year ended June 30, 2025.

5. Significant Judgments and Sources of Estimation Uncertainty

The preparation of the Office's financial statements in conformity with IPSAS requires management to make judgments, estimates and assumptions that affect the reported amounts of revenues, expenses, assets and liabilities, and the disclosure of contingent liabilities, at the end of the reporting period. However, uncertainty about these assumptions and estimates could result in outcomes that require a material adjustment to the carrying amount of the asset or liability affected in future periods. State all judgements, estimates and assumptions made:

Estimates and assumptions

The key assumptions concerning the future and other key sources of estimation uncertainty at the reporting date, that have a significant risk of causing a material adjustment to the carrying amounts of assets and liabilities within the next financial year, are described below. The Office based its assumptions and estimates on parameters available when the consolidated financial statements

were prepared. However, existing circumstances and assumptions about future developments may change due to market changes or circumstances arising beyond the control of the Office. Such changes are reflected in the assumptions when they occur. IPSAS 1.140

Useful lives and residual value

The useful lives and residual values of assets are assessed using the following indicators to inform potential future use and value from disposal:

a) The condition of the asset based on the assessment of experts employed by the Office.
b) The nature of the asset, its susceptibility and adaptability to changes in technology and processes.
c) The nature of the processes in which the asset is deployed.
d) Availability of funding to replace the asset.
e) Changes in the market in relation to the asset

Provisions

Provisions were raised and management determined an estimate based on the information available. Additional disclosure of these estimates of provisions is included in Note 40.

Provisions are measured at the management's best estimate of the expenditure required to settle the obligation at the reporting date, and are discounted to present value where the effect is material.

6. Transfers from Exchequer

Nature of transfer	Amount recognized to Statement of Financial performance	Amount deferred deferred under income	Total transfers Period ended Sep*/Dec*/March*/June* 2025
	Kshs	Kshs	Kshs
Recurrent	1,694,604,051	-	1,694,604,051
Recurrent - receivables	21,441,101		21,441,101*
Development	-		-
Total	1,716,045,152	-	1,716,045,152

*Exchequer was received on July 2025

7. Transfers from Other Government entities

The National Treasury Dates	Amount recognized to Statement of Financial performance Kshs	Amount deferred deferred under income Kshs	Total transfers Current 2024-2025 Kshs
07/31/2024	18,465,317.25	-	18,465,317.25
09/09/2024	50,743,192.95	-	50,743,192.95
09/16/2024	357,075,000.00	-	357,075,000.00
09/20/2024	18,711,317.25	-	18,711,317.25
09/30/2024	21,836,638.20	-	21,836,638.20
10/24/2024	15,923,645.15	-	15,923,645.15
10/25/2024	357,075,000.00	-	357,075,000.00
10/30/2024	29,782,937.00	-	29,782,937.00
11/21/2024	1,873,226.00	-	1,873,226.00
12/04/2024	19,091,589.55	-	19,091,589.55
12/20/2024	27,144,363.60	-	27,144,363.60
12/30/2024	19,486,982.05	-	19,486,982.05
01/23/2025	13,085,686.50	-	13,085,686.50
02/06/2025	33,539,079.40	-	33,539,079.40
02/17/2025	5,296,270.95	-	5,296,270.95
02/27/2025	357,075,000.00	-	357,075,000.00
03/10/2025	18,930,345.60	-	18,930,345.60
03/17/2025	14,224,731.25	-	14,224,731.25
04/01/2025	25,194,247.05	-	25,194,247.05
04/16/2025	11,592,772.50	-	11,592,772.50
04/30/2025	33,203,677.40	-	33,203,677.40
05/22/2025	173,083,643.00	-	173,083,643.00
05/30/2025	21,453,395.45	-	21,453,395.45

06/16/2025	25,886,632.40	-	25,886,632.40
06/24/2025	1,234,876.00	-	1,234,876.00
06/27/2025	23,594,484.25	-	23,594,484.25
07/03/2025	20,807,698.85	20,807,698.85	20,807,698.85
07/04/2025	633,402.30	633,402.30	633,402.30
Total	**1,716,045,151.90**	**21,441,101.15**	**1,716,045,151.90**

8. Transfers from Domestic and Foreign Partners

Description	*Period ended June 2025*
	Kshs
Grants in Cash from Bilateral donors	-
Grants in Cash from Multilateral donors	-
Grants in Kind from Bilateral donors	-
Grants in Kind from Multilateral donors	-
Direct Payments	-
Other Public Donations (Specify)	-
Total	-

The Office did not receive transfers from Domestic and Foreign Partners

Details on Transfers from domestic and foreign partners

Name Of The MDA Sending The Grant/Transfer	Amount recognized to Statement of Financial performance Kshs	Amount deferred under deferred income Kshs	Total transfers 2024-2025 Kshs
	-	-	-
	-	-	-
	-	-	-
Total	-	-	-

The Office did not receive transfers from Domestic and Foreign Partners for FY2024/25.

9. Levies, fines, penalties and forfeitures

Description	*Period ended June 2025*
	Kshs
Fuel Levy	-
Petroleum Development levy	-
Fines	-
Penalties	-
forfeitures	-
Other Levies (Specify)	-
Total	-

In the FY2024/25 no Levies, Fines, Penalties and forfeitures paid

10. Reimbursement and Refunds

Description	Period ended June 2025
	KShs
African Union	-
European Union	-
Others (specify)	-
Total	-

During the FY2024/25 no reimbursement and refunds paid

11. Licenses, Fees and Permits

Description	Period ended June 2025
	Kshs
Licenses	-
Fees	-
Permits	-
Total	-

In the FY2024/25 there were no Licenses, Fees and Permits paid

12. Rendering Of Services

Description	Period ended June 2025
	KShs
Audit	-
Security	-
Service Fees	-
Other fees	-
Total	-

In the FY2024/25 there were no rendering of services

13. Rental Revenue from Facilities and Equipment

Description	Period ended June 2025
	Kshs
Rent	-
Property income	-
Contingent Rentals*	-
Others specify	-
Total	-

During the period 2024/25 no Rental Revenue from Facilities and Equipment was received.

14. Finance Income

Description	Period ended June 2025
	Kshs
Interest from Cash investments and fixed deposits	-
Interest income from Treasury Bills	-
Interest income from Treasury Bonds	-

Interest from outstanding debtors	-
Others (specify)	-
Total	-

During the FY2024/25 no Finance Income was received

15. Other Incomes

Description	Period ended June 2025
	Kshs
Insurance recoveries	-
Sale of incidental goods	-
Sale of market establishments	-
Sale of non-market establishment	-
Administrative fees and charges	-
Bulk infrastructure levies	-
Income from profits and dividends	-
Infrastructure improvement fee	-
Income from sale of tender	-
Services concession income	-
Skills development levy	-
Agency fee	-
Other incomes not specified elsewhere	3,140,130*
Total other income	3,140,130

*Appropriation in Aid received and submitted to the National Treasury

16. Employee Costs

Description	Period ended June 2025
	Kshs
Basic salaries of permanent employees	123,072,526
Basic wages of temporary employees	2,155,549
Personal allowances – part of salary	105,632,223
Pension and other social security contributions	-
Employer contributions to compulsory national social security schemes	19,194,968
Employer contributions to compulsory national health insurance schemes	-
Other social benefit schemes	13,689,202
Other personnel costs	-
Employee costs	**263,744,467**

17. Use of Goods and Services

Description	IFMIS	Prior Year Trade payables Paid	Trade payables for the Current Year	Expenses charged under Acquisition of Assets	ADJUSTED USE OF GOODS
	KSH		KSH	KSH	
Utilities, supplies and services	3,741,553		283,135		4,024,688
Communication, supplies and services	4,696,761	-556,200	92,232	476,748	4,709,541
Domestic travel and subsistence	23,269,365	-235,680			23,033,685
Foreign travel and subsistence	-				-
Printing, advertising, and information supplies & services	5,029,326	-338,200			4,691,126
Rentals of produced assets	53,560,388	-136,903	397,699		53,821,184
Training expenses	25,653,532				25,653,532
Hospitality supplies and services	12,692,419	-347,800			12,344,619
Insurance costs	39,706,530				39,706,530
Specialized materials and services	1,799,373				1,799,373
Bank Charges	67,200				67,200
Office and general supplies and services	13,360,558	-87,975			13,272,583
Fuel Oil and Lubricants	3,100,000				3,100,000
Routine maintenance – vehicles and other transport equipment	2,633,569				2,633,569
Routine maintenance – other assets	4,075,398				4,075,398
Other operating expenses	22,830,896				22,830,896
Total Use of Goods and Services	**216,216,867**	**-1,702,758**	**773,067**	**476,748**	**215,763,925**

18. Transfers to Other Government Entities

Description	Period ended June 2025
	Kshs
Transfers to national govt entities- SAGAs & SC	-
Transfer to other Central Government entities	3,140,130
Transfers to Projects	-
Transfers to car loan and mortgage schemes	-
Transfers to County Governments entities	-
Others (specify)	1,228,300,000*
Total	**1,231,440,130**

*Amount transferred to Political Partied Fund (PPF)

19. Commissioner's Expenses

Description	Period ended June 2025
	Kshs
Chairman's Honoraria	-
Sitting Allowances	-
Medical Insurance	-
Induction and Training	-
Travel and Accommodation	-
Health clubs	-
Other Allowances	-
Total	-

During the FY2024/25 the Office did not incur Commissioner's Expenses.

20. Depreciation and Amortization Expense

Description	Period ended June 2025
	Kshs
Property, plant and equipment	304,852
Intangible assets	-
Investment property carried at cost	-
Total	**304,852**

21. Other Grants and Subsidies

Description	Period ended June 2025
	Kshs
Membership dues and subscriptions to international organizations	-
Scholarships and other educational benefits	-
Emergency relief and refugee assistance	-
Grants to small businesses, cooperatives, and self employed	-
Grants to foreign government	-
Relief to the disabled, the sick, unemployed	-
Subsidies to Public entities	-
Subsidies to Private entities	-
Total Grants and Subsidies	-

In the FY2024/25 no other Grants and Subsidies received by the Office.

22. Finance Costs

Description	Period ended June 2025
	Kshs
Interest Payments on Foreign Borrowings	-
Interest Payments on Guaranteed Debt Taken over by Govt	-
Interest on Domestic Borrowings (Non-Govt)	-
Interest on Borrowings from Other Government Units	-
Interest on bank overdrafts	-
Interest on loans from commercial banks	-
Total finance costs	-

During the FY2024/25 no Office financial cost

23. Social Benefits

Description	Period ended June 2025
	Kshs
Transfers to the elderly	-
Transfers to orphans	-
Transfers to the physically challenged	-
Others	-
Total social benefit expenses	-

In the FY024/25 no Social Benefits transfers done.

24. Gain/Loss on Sale of Assets

Description	Period ended June 2025
	Kshs
Property, plant and equipment	-
Intangible assets	-
Other assets not capitalised	-
Total gain on sale of assets	-

During the FY2024/25 no gain or loss on Sale of Assets was realised

25. Gain/Loss on Foreign Exchange

Description	Period ended June 2025
	Kshs
Gain or loss on foreign exchange transactions	-
Gain or loss on balances in foreign exchanges	-
Total	-

During the FY2024/25 no gain or loss on Foreign Exchange was realised

26. Gain/Loss on Fair Value Investments

Description	Period ended June 2025
	Kshs
Investments at Fair Value	-
Total Gain	-

In the FY2024/25 there was no gain or loss on Fair Value Investments.

27. Impairment Loss

Description	Period ended June 2025
	Kshs
Property, Plant and Equipment	-
Intangible Assets	-
Total Impairment Loss	-

During the FY2024/25 there was no Impairment Loss

28. Taxation

Description	Period ended June 2025
	Kshs
Current income tax charge	-
Tax charged on rental income	-
Tax charged on interest income	-
Deferred tax	-
Original and reversal of temporary differences	-
Income tax expense reported in the statement of financial performance	-

During the FY2024/25 no tax was paid

29. Cash and Cash Equivalents

Description	Period ended June 2025	*Opening statement 1st July 2024*
	Kshs	Kshs
Recurrent Account	6,206,849	1,305,648
Development Account	-	-
Deposits Account	-	-
On - Call Deposits	-	-
Fixed Deposits Account	-	-
Others (Specify)	-	-
Cash in Hand	293,513	122,202
Total	6,500,361	1,427,850

29 (a) Detailed Analysis of the Cash and Cash Equivalents

		Period ended June 2025	*Opening statement 1st July 2024*
Financial Institution	**Account number**	**Kshs**	**Kshs**
Recurrent Account			
CBK001	1000181206	28,351,304	249,869,431
Development Accounts			
CBK002			
Deposits Accounts			
On - Call Deposits			
Fixed Deposits Account			
Others (Specify)			
Cash on Hand		293,513	122,202
Mobile Money Accounts		-	-
Sub- Total		293,513	122,202
Grand Total		28,644,817	249,991,633

30. Receivables from Exchange Transactions

Description	Period ended June 2025	*Opening statement 1st July 2024*
	Kshs	Kshs
Other exchange debtors	494,534	500,000
Less: impairment allowance	-	-
Total Receivables	**494,534**	**500,000**
a) Current receivables	494,534	500,000
b) Non-current receivables		
Total receivables (a+b)	494,534	500,000

30 (c) Reconciliation for Impairment Allowance on Receivables from Exchange Transactions

Impairment allowance	Period ended June 2025
	Kshs
At the beginning of the year	-
Additional allowance during the year	-
Recovered during the year	-
Written off during the year	-
At the end of the year	-

During the FY2024/25 no reconciliation for Impairment Allowance on Receivables from Exchange Transactions.

31 Receivables from Non-Exchange Transactions

Description	Period ended June 2025		*Opening Statement 1st July 2024*	
	Kshs		Kshs	
Property tax debtors	-		-	
Levies, fines, and penalties	-		-	
Licences, fees and permits	-		-	
Other debtors (non-exchange transactions)	-		-	
Less: impairment allowance	-		(-)	
Total receivables from non- exchange transactions	-		-	
Ageing Analysis- Receivables from non-exchange transactions	***Current FY***	**% of the total**	***Opening Statement 1st July 20XX***	**% of the total**
Less than 1 year	-	%	-	%
Between 1-2 years	-	%	-	%
Over 3 years	-	%	-	%

During the FY2024/25 the Office did not have Receivables from Non-Exchange Transactions.

31 (b) Reconciliation for Impairment Allowance on Receivables from Non-Exchange Transactions

Description	Period ended June 2025
	Kshs
At the beginning of the year	-
Additional allowances during the year	-
Recovered during the year	-
Written off during the year	-
At the end of the year	-

In the FY2024/25 the Office did not have Reconciliation for Impairment Allowance on Receivables from Non-Exchange Transactions.

32 Inventories

Description	Period ended June 2025	*Opening Statement 1st July 2024*
	Kshs	Kshs
Consumable stores	-	-
Goods held for distribution	-	-
Spare parts and meters	-	-
Less: allowance for impairment	-	-
Total	-	-

Detailed disclosure on inventories

	FY2024-2025 Kshs
Opening balance	-
Additional Inventory in the year	-
Inventory expensed in the year	-
Write-downs in the year	-
Others specify	-
Closing balance	-

33 Investments

Description	Period ended June 2025	*Opening Statement 1st July 2024*
	Kshs	Kshs
a) Investment in Treasury bills and bonds		
Financial institution		
CBK	-	-
CBK	-	-
Sub- total	-	-
b) Investment with Financial Institutions/ Banks	-	-
Bank x	-	-
Bank y	-	-
Sub- total	-	-
c) Equity investments (specify)	-	-
Equity/ shares in MDA xxx	-	-
Sub- total	-	-
Grand total	-	-
Analyzed as:	-	-
Current Portion of Investments	-	-
Non-current portion of investments.	-	-

During the FY2024/25 on Investments was done

d) Movement of Equity Investments

Description	Period ended June 2025
	Kshs
At the beginning of the year	-
Purchase of investments in the year	-
Sale of investments during the year	-
Increase /(decrease) in fair value of investments	-
At the end of the year	-

During the FY2024/25 no Movement of Equity Investments was experienced

e) Shareholding in other entities

For investments in equity share listed under note 32 above, list down the equity investments under the following categories:

Name of MDA where investment is held	No of shares			Nominal value of shares	Fair value of shares	Fair value of shares
	Direct shareholding	Indirect shareholding	Period ended June 2025		Period ended June 2025	Opening Statement 1st July 2024
	%	%	Kshs	Kshs	Kshs	Kshs
MDA A	-	-	-	-	-	-
-	-	-	-	-	-	-
MDA C	-	-	-	-	-	-
	-	-	-	-	-	-

During the FY2024/25 the Office did not invest in equity share.

34 Property, Plant and Equipment

	Land	Buildings	Motor vehicles	Infrastructure assets	Furniture and fittings	Computers & ICT Equipment	Heritage assets	Work in progress	Service concession assets	Total
Depreciation Rate		2-10%	10-16.67%	2-20%	12.5%	30%	x%			
Cost	Kshs	Kshs	Kshs	Kshs	Kshs	Kshs	Kshs	Kshs	Kshs	Kshs
Opening Bal as 1st July 2024	-	-	-	-	-	-	-	-	-	1,016,174
Additions	-	-	-	-	-	1,016,174	-	-	-	-
Disposals	-	-	-	-	-	-	-	-	-	-
Transfer/Adjustments	-	-	-	-	-	-	-	-	-	-
As At 30th June 2025	-	-	-	-	-	1,016,174	-	-	-	1,016,174
Depreciation And Impairment	-	-	-	-	-	-	-	-	-	-
Depreciation	-	-	-	-	-	304,852	-	-	-	304,852
Disposals	-	-	-	-	-	-	-	-	-	-
Impairment	-	-	-	-	-	-	-	-	-	-
Transfer/Adjustment	-	-	-	-	-	-	-	-	-	-
As At 30th June 2025	-	-	-	-	-	304,852	-	-	-	304,852
Net Book Values	-	-	-	-	-	-	-	-	-	-
Opening Bal as at 1st July 2024	-	-	-	-	-	-	-	-	-	-
As At 30th June 2025	-	-	-	-	-	711,322	-	-	-	711,322

Valuation

Items of PPE are valued at Historical cost at the point of recognition in the financial statements. Where historical cost is not available or the item has been acquired, PPE has been valued at the current operational value which is the amount the MDA would pay for the remaining service potential of an asset at the measurement date.

35 Right- of-use assets

	Buildings	Motor vehicles	*Plant and equipment*	*Total*
	Kshs	Kshs	Kshs	Kshs
Cost				
As at 1 July 2024	-	-	-	-
Additions	-	-	-	-
As at 30th June 2025	-	-	-	-
Accumulated Depreciation				
As at 1 July 2024	-	-	-	-
Charge for the year	-	-	-	-
As at 30th June 2025	-	-	-	-
Carrying Amount				
As at 30th June 2025	-	-	-	-

During FY2024/25 no Right-of -use assets were recognised.

36 Intangible Assets

Description	Period ended June 2025
	Kshs
Cost	
At beginning of the year	-
Additions	-
Disposal	-
At end of the year	-
Opening Bal 1st July	-
Additions–Software	-
Disposal	-
At end of the year	-
Amortization and impairment	-
At beginning of the year	-
Amortization	-
At end of the year	-
Impairment loss	-
At end of the year	-
NBV	-

During FY2024/25 no Intangible Assets acquired.

37 Investment Property

Description	Period ended June 2025
	Kshs
At beginning of the year	-
Additions	-
Disposal during the year	-
Depreciation	-
Impairment	-
At end of the year	-

In the FY2024/25 no Investment on Property was done.

38 Biological Assets

Description	Period ended June 2025	*Opening Statement 1st July 2024*
	Kshs	Kshs
Trees in a plantation forest	-	-
Animals: Dairy Cattle, Pigs, Sheep	-	-
Fruit Trees	-	-
Total	-	-

During the FY2024/25 no Biological Assets acquired.

39 Tangible Natural Resources

	Sub-soil assets	Water	Wildlife	Total
	Kshs	Kshs	Kshs	Kshs
Cost				
As at 1 July 2024	-	-	-	-
Additions	-	-	-	-
As at 30 Sept/Dec/ March/June 2025	-	-	-	-
	-	-	-	-
Accumulated Depreciation	-	-	-	-
As at 1 July 2024	-	-	-	-
Charge for the year	-	-	-	-
As at 30 Sept/Dec/ March/June 2025	-	-	-	-
	-	-	-	-
Carrying Amount	-	-	-	-
As at 30 Sept/Dec/ March/June 2025	-	-	-	-

During the FY2024/25 the Office does not own Tangible Natural Resources

40 Trade and Other Payables

Description	Period ended June 2025	Opening Statement 1st July 2024
	Kshs	Kshs
Trade payables	773,067	1,702,758
Payments received in advance	-	-
Employee payables	-	-
Third-party payments	-	-
Other payables	-	-
Total trade and other payables	**773,067**	**1,702,758**

Ageing analysis: (Trade and other payables)	Current FY	% of the Total	1st July	% of the Total
Under one year	773,067	100%	1,702,758	100%
1-2 years	-	%	-	%
2-3 years	-	%	-	%
Over 3 years	-	%	-	%
Total	773,067		1,702,758	

41 Refundable Deposits and Prepayments

Description	Period ended June 2025	Opening Statement 1st July 2024
	Kshs	Kshs
Customer deposits	-	-
Prepayments	-	-
Other deposits	-	-
Total deposits	-	-

Ageing analysis: (Refundable deposits)	Current FY	% of the Total	1st July	% of the Total
Under one year	-	%	-	%
1-2 years	-	%	-	%
2-3 years	-	%	-	%
Over 3 years	-	%	-	%
Total	-		-	

During the FY2024/25 no refundable Deposits and Prepayments were done

42 Provisions

Description	Leave provision	Bonus provision	Gratuity Provision	Other provision	Total
	Kshs	Kshs	Kshs	Kshs	Kshs
Opening bal 1st July	-	-	-	-	-
Additional provisions	-	-	-	-	-
Total provisions year end	-	-	-	-	-
Current Provisions	-	-	-	-	-
Non-current Provisions	-	-	-	-	-

The Office did not make Provisions during the FY2024/25

43 Lease Liability

Description	Period ended June 2025
	Kshs
At the start of the year	-
Discount interest on lease liability	-
Paid during the year	-
At end of the year	-

During FY2024/25 no Lease Liability was outstanding.

44 Deferred Income

Description	Period ended June 2025	*Opening Statement 1st July 2024*
	Kshs	Kshs
National Government	21,441,101	-
International Funders	-	-
Public Contributions and Donations	-	-
Total Deferred Income	21,441,101	-

Received in July 2025

The deferred income movement is as follows:

	National government	International funders	Public contributions and donations	Total
	Kshs	Kshs	Kshs	Kshs
Balance Brought Forward	-	-	-	-
Additions	21,441,101	-	-	21,441,101*
Transfers To Capital Fund	-	-	-	-
Transfers To Income Statement	-	-	-	-
Other Transfers	-	-	-	-
Balance Carried Forward	21,441,101	-	-	21,441,101

*Received in July 2025

45 Employee Benefit Obligations

IPSAS 25 prescribes the accounting and disclosure requirements for employee benefits and establishes the matching principle that the cost of the employee benefits should be recognized in the period in which the employee provides the services to the Office and not when they are paid or become payable.

The Office runs a defined contribution pension scheme known as "IEBC Staff Pension Scheme". The assets of the scheme are held in a separate trustee administered fund, which is funded by contributions from both the Office as the employer at 15% and employees at 7.5% of basic salary. The scheme is currently managed by ICEA Lion Asset Management.

The Office's contributions to the above scheme are charged to the Statement of Financial Performance in the period to which they relate. The main purpose of the scheme is the provision of retirement benefits for members upon retirement from the founder's service and relief for the dependants of deceased members.

The audited fund financial position as at 30th June, 2025 and performance for the previous financial year is as summarized below:

IEBC Staff Pension Scheme	2024/2025	2023/2024
Fund activity & Movement	**Current year**	**Prior year**
Descriptions	**Shs 000**	**Shs 000**
Net Assets available for Benefits at the Start of Year	4,364,141	3,839,486
Contribution receivable and transferred	292,347	299,432
Benefits payable and transfers out	(111,391)	(146,955)
Gross returns on investments	1,145,900	432,712
Administrative Expenses	(30,012)	(33,171)
Tax Expenses	(29,414)	(27,363)
Net Assets Available the end	**5,631,572**	**4,364,141**

Retirement benefit Asset/ Liability *(Applicable to Pensions)*

The ORPP operates a defined benefit scheme for all full-time employees from July 1, 2024. The scheme is administered by Minet while KCB Bank are the custodians of the scheme. The scheme is based on 7.5 percentage of salary of an employee at the time of retirement.

46 Borrowings

Description	Period ended June 2025	*Opening Statement 1st July 2024*
	Kshs	Kshs
a) External borrowings		
Balance at beginning of the year	-	-
External borrowings during the year	-	-
Repayments of during the year	-	-
Balance at end of the year	-	-

b) Domestic borrowings		
Balance at beginning of the year	-	-
Domestic borrowings during the year	-	-
Repayments during the year	-	-
Balance at end of the year	-	-
Balance at end of the period- domestic and External borrowings c = a+b	-	-

The analyses of both external and domestic borrowings are as follows:

	Period ended June 2025	*Opening Statement 1st July 2024*
	Kshs	Kshs
External Borrowings		
Dollar Denominated Loan From 'X Organisation'	-	-
Sterling Pound Denominated Loan From 'Y Organization'	-	-
Euro Denominated Loan From Z Organization'	-	-
Domestic Borrowings	-	-
Kenya Shilling Loan From KCB		
Kenya Shilling Loan From Barclays Bank		
Kenya Shilling Loan From Consolidated Bank	-	-
Total Balance At End Of The Year	-	-

Description	Period ended June 2025	*Opening Statement 1st July 2024*
	Kshs	Kshs
Short Term Borrowings (Current Portion)	-	-
Long Term Borrowings	-	-
Total	-	-

During the FY2024/25 no borrowing was done.

47 Social Benefit Liability

Description	Period ended June 2025	*Opening Statement 1st July 2024*
	Kshs	Kshs
Health social benefit scheme	-	-
Unemployment social benefit scheme	-	-
Orphaned and vulnerable benefit scheme	-	-
Elderly social benefit scheme	-	-

Disability social benefits		
Total		
	-	-
Current social benefits	-	-
Non- current social benefits	-	-
Total (tie to totals above)	-	-

During the FY2024/25 no Social Benefit Liability was outstanding.

48 Service Concession Arrangements Liability

Description	**Period ended June 2025**	***Opening Statement 1st July 2024***
		Kshs
Fair value of service concession assets recognized under PPE	-	-
Accumulated depreciation to date	-	-
Net carrying amount	-	-
Service concession liability at beginning of the year	-	-
Service concession revenue recognized		
Service concession liability at end of the year		

During the FY2024/25 no Service Concession Arrangements Liability was outstanding.

49 Cash Generated from Operations

	Period ended June 2025
	Kshs
Surplus for the year before tax	**7,931,908**
Adjusted for:	
Depreciation	304,852
Non-cash grants received	-
Contributed assets	-
Impairment	-
Gains and losses on disposal of assets	-
Contribution to provisions	-
Contribution to impairment allowance	-
Working capital adjustments	
Increase in inventory	-
Increase in receivables	5,466
Increase in deferred income	-
Increase in payables	-929,691
Increase in payments received in advance	-
Net cash flow from operating activities	**7,312,536**

50 Financial Risk Management

The ORPP's activities expose it to a variety of financial risks including credit and liquidity risks and effects of changes in foreign currency. The ORPP's overall risk management programme focuses on unpredictability of changes in the business environment and seeks to minimise the potential adverse effect of such risks on its performance by setting acceptable levels of risk. The ORPP does not hedge any risks and has in place policies to ensure that credit is only extended to customers with an established credit history.

The ORPP's financial risk management objectives and policies are detailed below:

i) Credit risk

The ORPP has exposure to credit risk, which is the risk that a counterparty will be unable to pay amounts in full when due. Credit risk arises from cash and cash equivalents, and deposits with banks, as well as trade and other receivables and available-for-sale financial investments. Management assesses the credit quality of each customer, taking into account its financial position, past experience and other factors. Individual risk limits are set based on internal or external assessment in accordance with limits set by the directors. The amounts presented in the statement of financial position are net of allowances for doubtful receivables, estimated by the ORPP's management based on prior experience and their assessment of the current economic environment.

The carrying amount of financial assets recorded in the financial statements representing the ORPP's maximum exposure to credit risk without taking account of the value of any collateral obtained is made up as follows:

	Total amount	Fully performing	Past due	Impaired
	Kshs	Kshs	Kshs	Kshs
As at July 2024				
Receivables from exchange transactions	-	-	-	-
Receivables from non-exchange transactions	-	-	-	-
Bank balances	-	-	-	-
Total	-	-	-	-

The customers under the fully performing category are paying their debts as they continue trading. The credit risk associated with these receivables is minimal and the allowance for uncollectible amounts that the Office has recognised in the financial statements is considered adequate to cover any potentially irrecoverable amounts. The Office has no significant concentration of credit risk.

ii) Liquidity Risk Management

Ultimate responsibility for liquidity risk management rests with the Office's management who have built an appropriate liquidity risk management framework for the management of the Office's short, medium and long-term funding and liquidity management requirements. The ORPP manages liquidity risk through continuous monitoring of forecasts and actual cash flows.

iii) Market Risk

The Office has put in place an internal audit function to assist it in assessing the risk faced on an ongoing basis, evaluate and test the design and effectiveness of its internal accounting and operational controls. Market risk is the risk arising from changes in market prices, such as interest rate, equity prices and foreign exchange rates which will affect the Office's income or the value of its holding of financial instruments. The objective of market risk management is to manage and control market risk exposures within acceptable parameters, while optimising the return. Overall responsibility for managing market risk rests with the Audit and Risk Management Committee. The Office's Finance Department is responsible for the development of detailed risk management policies (subject to review and approval by Audit and Risk Management Committee) and for the day-to-day implementation of those policies. There has been

no change to the Office's exposure to market risks or the manner in which it manages and measures the risk.

a) Foreign currency risk

The Office has transactional currency exposures. Such exposure arises through purchases of services that are done in currencies other than the local currency. The Office manages foreign exchange risk form future commercial transactions and recognised assets and liabilities by projecting for expected sales proceeds and matching the same with expected payments.

b) Interest rate risk

Interest rate risk is the risk that the Office's financial condition may be adversely affected as a result of changes in interest rate levels. The Office's interest rate risk arises from bank deposits. This exposes the Office to cash flow interest rate risk. The interest rate risk exposure arises mainly from interest rate movements on the Office's deposits.

Management of interest rate risk

To manage the interest rate risk, management has endeavoured to bank with institutions that offer favourable interest rates.

Financial Risk Management

Fair value of financial assets and liabilities

a) Financial instruments measured at fair value.

Determination of fair value and fair values hierarchy

IPSAS 30 specifies a hierarchy of valuation techniques based on whether the inputs to those valuation techniques are observable or unobservable. Observable inputs reflect market data obtained from independent sources; unobservable inputs reflect the Office's market assumptions. These two types of inputs have created the following fair value hierarchy:

- Level 1 – Quoted prices (unadjusted) in active markets for identical assets or liabilities. This level includes listed equity securities and debt instruments on exchanges.
- Level 2 – Inputs other than quoted prices included within Level 1 that are observable for the asset or liability, either directly (that is, as prices) or indirectly (that is, derived from prices).
- Level 3 – inputs for the asset or liability that are not based on observable market data (unobservable inputs). This level includes equity investments and debt instruments with significant unobservable components. This hierarchy requires the use of observable market data when available. The Office considers relevant and observable market prices in its valuations where possible.

51 Related Party Disclosures

a) **Parent Ministry**

The Office is related to the State Law Office as the principal adviser to Government Ministries, State Departments, Constitutional Commissions and state Corporations/Agencies on legislative and other legal matters.

The Office is related to the National Treasury as it provides funding to the Office and also provides guidelines/circulars on budget implementation.

b) **Key Management**

The financial statements are prepared and presented to the Management for review and ensuring that the financial statements comply with accounting standards and reflect a true and fair view of the financial position and performance. Management use financial statements to analyze performance and make strategic decisions.

c) **Board of Directors**

The Office does not have Board of Directors but have a plenary consisting of the Registrar and Assistant Registrars. The Plenary use financial statements to make strategic decisions.

d) **County Governments, other SCs and SAGAs**

The Office is not related to County Governments, SCs and SAGAs.

52 Contingent Assets and Contingent Liabilities

Contingent Assets

	Period ended June 2025
	Kshs
Contingent Assets	
Insurance Reimbursements	-
Assets Arising from Determination of Court Cases	-
Reimbursable Indemnities and Guarantees	-
Receivables From Other Government Entities	-
Others (Specify)	-
Total	-

During the FY2024/25 the Office did not have Contingent Assets.

Contingent Liabilities

	Period ended June 2025
	Kshs
Contingent Liabilities	-
Court Case xx against the MDA	-
Bank Guarantees in Favour of Subsidiary	-
Contingent Liabilities arising from Contracts Including PPPs	-
Others (Specify)	-
Total	-

During the FY2024/25 the Office did not have Contingent Liabilities

53 Capital Commitments

Capital Commitments	Period ended June 2025
	Kshs
Authorised for	-
Authorised and contracted for	-
Total	-

During the closure of FY2024/25 the Office did not have Capital Commitments

54 Events after the Reporting Period

There were no material adjusting and non- adjusting events after the reporting period.

55 Ultimate And Holding ORPP

The ORPP ultimate parent is the Government of Kenya.

56 Currency

The financial statements are presented in Kenya Shillings (Kshs) and is rounded off to the nearest shilling.

Appendix 1: Implementation Status of Auditor-General's Recommendations

The following is the summary of issues raised by the external auditor, and management comments that were provided to the auditor.

Reference No. on the external audit Report	Issue / Observations from Auditor	Management comments	Status: *(Resolved / Not Resolved)*	Timeframe: *(Put a date when you expect the issue to be resolved)*
OAG/GJL/AUD/11/4/2023-2024(30)	Non-Compliance with One - Third of Basic Salary Rule	- Staff sensitized to restructure their financial obligations	Resolved	
	Understaffing	- Office engaging the National Treasury and Parliament for allocation of additional funding for staff recruitment	Not Resolved	In progress

Sophia Sitati

Ag. Registrar of Political Parties/CEO

CPA Douglas Wanzala

Deputy Director Accounting Services

ICPAK M/ No: 10692

Appendix III: Fixed Asset Register

Asset class	Historical Cost b/f (Kshs) Previous Year	Additions during the year (Kshs)	Disposals during the year (Kshs	Transfers in/(out) during the year	Historical Cost c/f (Kshs) Current Year
Land					
Buildings and structures					
Transport equipment					
Office equipment, furniture and fittings					
ICT Equipment		**1,016,174**			**1,016,174**
Machinery and Equipment					
Biological assets					
Infrastructure Assets- Roads, Rails					
Heritage and cultural assets					
Intangible assets					
Work in Progress					
Total		**1,016,174**			**1,016,174**