


REPUBLIC OF KENYA

Scanned  
18/3/22



**OFFICE OF THE AUDITOR-GENERAL**

*Enhancing Accountability*

# REPORT

PARLIAMENT  
OF KENYA  
LIBRARY

OF

**THE AUDITOR-GENERAL**

ON

**KERICHO COUNTY BURSARY FUND**

**FOR THE YEAR ENDED  
30 JUNE, 2019**

PAPERS LAID	
DATE	09/03/2022
TABLED BY	SML
COMMITTEE	-
CLERK AT THE TABLE	CHEROP C.

COUNTY GOVERNMENT OF KERICHO  
Special Funds Reports and Financial Statements  
For the Quarter ended 30<sup>th</sup> Jun, 2019

---

COUNTY GOVERNMENT OF KERICHO



---

COUNTY GOVERNMENT OF KERICHO  
**QUARTERLY REPORT AND FINANCIAL STATEMENTS**  
**KERICHO COUNTY BURSARY FUND**  
FOR THE PERIOD ENDED  
30.6.2019

---

Prepared in accordance with the Cash Basis of Accounting Method under the International Public-Sector Accounting Standards (IPSAS)

**COUNTY GOVERNMENT OF KERICHO**  
**Special Funds Reports and Financial Statements**  
**For the Quarter ended 30<sup>th</sup> Jun, 2019**

---

**LEGAL BACKDROP**

As set out in Section 166 of the Public Finance Management Act, 2012, an Accounting Officer is required to prepare quarterly reports for County Government entity as follows;

- (1) An accounting officer for a county government entity shall prepare a report for each quarter of the financial year in respect of the entity.
  
- (2) In preparing a quarterly report for a county government entity, the accounting officer shall ensure that the report—
  - (a) Contains information on the financial and non-financial performance of the entity; and
  - (b) Is in a form determined by the Accounting Standards Board.
  
- (3) Not later than fifteen days after the end of each quarter, the accounting officer shall submit the quarterly report to the County Treasury.

COUNTY GOVERNMENT OF KERICHO  
Special Funds Reports and Financial Statements  
For the Quarter ended 30<sup>th</sup> Jun, 2019


---

**I. FOREWORD**

This is the County Government of Kericho Quarterly Financial Report for the 4th Quarter in the 2018-2019 financial period ending 30<sup>th</sup> Jun, 2019 for the Bursary Fund. This report was prepared and presented as required by Section 168 of the *Public Financial Management (PFM) Act 2012*. The report expounds from national equitable share alongside the expenditure incurred by the county government in Emergency service provision.

The guiding legislation is the Kericho County Bursary Fund Act, 2014 which was assented to on 6 May 2014 and commenced on 16th May, 2014. The purpose of the funds provide funds for granting bursaries to assist needy students to pursue education.

The key challenges noted during the period under review included delays in receipt of the list of vetted beneficiaries from the ward committees and lack of acknowledgements on disbursements by educational institutions. The County Treasury considers that immediate follow up on disbursed funds to the beneficiaries would ensure that all disbursements have been acknowledged by receiving institutions and that the ward committees should also strive to provide lists of vetted beneficiaries in a timely manner. This will bring about a proper a cohesive administration of the fund in subsequent financial periods.



Hon. Charles K Birech

**County Executive Committee Member- Finance and Economic Planning and  
Head of County Treasury**

**COUNTY GOVERNMENT OF KERICHO**  
**Special Funds Reports and Financial Statements**  
**For the Quarter ended 30<sup>th</sup> Jun, 2019**

**II. STATEMENT OF MANAGEMENT RESPONSIBILITIES**


Section 166 of the PFM Act requires that an Accounting Officer for a County Government entity prepares a report for each quarter of the financial year in respect of the entity. The County Executive Committee (CEC) member for finance being the head of the County Treasury is responsible for the preparation and presentation of the County Government of Kericho financial statements, which give a true and fair view of the state of affairs of the County Government of Kericho for and as at the end of the quarter ended on 30.6.2019. This responsibility includes: (i) maintaining adequate financial management arrangements and ensuring that these continue to be effective throughout the reporting period; (ii) maintaining proper accounting records, which disclose with reasonable accuracy at any time the financial position of the County Government of Kericho; (iii) designing, implementing and maintaining internal controls relevant to the preparation and fair presentation of the financial statements, and ensuring that they are free from material misstatements, whether due to error or fraud; (iv) safeguarding the assets of the County Government; (v) selecting and applying appropriate accounting policies; and (vi) making accounting estimates that are reasonable in the circumstances.

The CEC member for finance accepts responsibility for the County Government of Kericho financial statements, which have been prepared on the Cash Basis Method of Financial Reporting, using appropriate accounting policies in accordance with International Public-Sector Accounting Standards (IPSAS). The CEC member for finance is of the opinion that this report gives a true and fair view of the state of the County Government's transactions during the quarter ended 30.6.2019, and of its financial position as at that date. The CEC member for finance further confirms the completeness of the accounting records maintained for the County Government which have been relied upon in the preparation of this report as well as the adequacy of the systems of internal financial control.

The CEC member for finance confirms that the County Government has complied fully with applicable Government Regulations and the terms of external financing covenants (where applicable), and that the County Government's funds received during the quarter under audit were used for the eligible purposes for which they were intended and were properly accounted for. Further the CEC member for finance confirms that the County Government's financial statements have been prepared in a form that complies with relevant accounting standards prescribed by the Public-Sector Accounting Standards Board of Kenya.

**Approval of the financial statements**

The County Government's financial statements were approved and signed by the CEC member for finance on 02.8.2019



**County Executive Committee Member – Finance and Economic Planning**

# REPUBLIC OF KENYA

Telephone: +254-(20) 3214000  
E-mail: info@oagkenya.go.ke  
Website: www.oagkenya.go.ke



HEADQUARTERS  
Anniversary Towers  
Monrovia Street  
P.O. Box 30084-00100  
NAIROBI

## **REPORT OF THE AUDITOR-GENERAL ON KERICHO COUNTY BURSARY FUND FOR THE YEAR ENDED 30 JUNE, 2019**

---

### **REPORT ON THE FINANCIAL STATEMENTS**

#### **Disclaimer of Opinion**

I have audited the accompanying financial statements of Kericho County Bursary Fund set out on pages 6 to 8, which comprise the statement of financial assets as at 30 June, 2019 and the statement of receipts and other explanatory information in accordance with the provisions of Article 229 of the Constitution of Kenya and Section 35 of the Public Audit Act, 2015.

I do not express an opinion on the accompanying financial statements. Because of the significance of the matters described in the Basis for Disclaimer of Opinion section of my report, I have not been able to obtain sufficient appropriate audit evidence to provide a basis for an audit opinion on these financial statements.

#### **Basis for Disclaimer of Opinion**

##### **1. Presentation and Inaccuracies of Financial Statements**

The financial statements have not been prepared in accordance with International Public Sector Accounting Standards – Accrual Basis and in the format prescribed by the Public Sector Accounting Standards Board (PSASB) as detailed below:-

##### **1.1. Non-Compliance with the Prescribed Reporting Format**

- i. The financial statements were prepared on Cash Basis as opposed to Accrual Basis of accounting,
- ii. The following statements and reports were not included in the financial statements as required by Public Sector Accounting Standards Board:
  - The statement of financial performance
  - The statement of financial position
  - The statement of changes in net assets
  - The statement of cash flows
  - The statement of comparison of budget and actual amounts
  - Summary of significant accounting policies was also not included

- Statement of performance against County entity's predetermined objectives
- The Management Committee
- Key entity information and management
- Report of the Fund administrator
- Board chair report
- Corporate governance statement
- Corporate social responsibility statement/sustainability reporting
- Report of the Management committee
- Statement of Management's responsibilities

## **1.2. Inaccuracies in the Financial Statements**

The financial statements presented for audit were quarterly reports which omitted the comparative balances for the previous financial year together with the Notes to the financial statements.

Consequently, the accuracy, presentation and disclosure of the financial statements could not be confirmed.

## **2. Wrong Classification of Balances**

The statement of receipts and payments reflects recalled EFT and unspent funds amounting to Kshs.9,000 and Kshs. 60,027,118 respectively being classified as part of the receipts during the year, instead of Fund balance and reversing the bankers cheque in the cashbook thus overstating other receipts by the same amount. Further, the statement of receipts and payments reflects an amount of Kshs.129,554,750 being transfers from the county government which was treated as receipt instead of Fund balance.

Consequently, the classification, accuracy and completeness of receipts amounting to Kshs.189,590,868 could not be confirmed.

## **3. Inaccurate Cash and Cash Equivalents**

The statement of financial assets reflects bank balance of Kshs.77,116,931. However, the bank reconciliation statements provided indicated a cash book balance of Kshs.90,597,794 resulting to an unexplained variance amounting to Kshs.13,480,863. Further, cash withdrawals amounting to Kshs.3,058,500 were not posted in the cashbook.

In addition, the Bursaries Management Board maintained and operated two bank accounts, This is contrary to Section 19(1) of the Kericho County Bursaries Act, 2014 which stipulates that a single bank account to be opened and maintained. No explanation was provided on why two bank accounts were being operated.

Under the circumstances, the accuracy, completeness and existence of the cash and cash equivalents balance of Kshs.77,116,931 could not be confirmed.

#### **4. Unsupported Administrative Expenses**

The statement of receipts and payments reflects administrative expenses amounting to Kshs.6,680,770. However, this amount was not supported with ledgers, schedules, payment vouchers or any other relevant documents. In addition, this was 3.5% of the total Fund receipts which contravenes Section 4(2) of the Kericho County Bursaries Act, 2014 that states administrative expenses should not exceed 3% of the fund's total receipts.

Consequently, the accuracy and validity of the administrative expenses amounting to Kshs.6,680,770 could not be confirmed. In addition, the Management was in breach of Section 4(2) of the Kericho County Bursaries Act, 2014.

#### **5. Unsupported and Unconfirmed Bursary Disbursements**

The statement of receipts and payments reflects disbursements amounting to Kshs.105,750,703. However, the following issues were noted on the management of the Bursaries: -

- i. Disbursements totalling to Kshs.2,818,860 were not supported with relevant documents such as payment vouchers, acknowledgments and disbursement schedules.
- ii. Included in the bursaries expenditure of Kshs.105,750,703 is an amount of Kshs.1,722,000 being transfer to Litein Beauty School for students undertaking Beauty Courses during the year. However, physical verification done on 27 November, 2019 could not establish that the funds were received by the school since there were not documents to support receipt of the amount.
- iii. During the year an amount of Kshs.551,000 was paid to Kericho Beauty School to train students from various Wards in Kericho County. However, the school could not confirm receipt of money and had no register of students and therefore the students' details could not be verified.
- iv. During the year, Resud Driving School was paid an amount of Kshs.1,324,500 for provision of driving lessons to various beneficiaries. Perusal of committee minutes and list of students attached to the payment voucher revealed that the students were being trained at Rocky Driving School and not Resud Driving School that had received the funds. We could not therefore determine that the funds totalling Kshs.1,324,500 was used for the intended purpose.
- v. Examination of bursary records availed by the management revealed that Chepkutung Secondary school received an amount of Ksh.601,800 as bursary for students. However, the bank paying slip for the bankers' cheque indicated that the cheque was from the National Government CDF Bursary. The discrepancy was not explained by Management.

Consequently, the completeness, accuracy, validity and value for money for bursary disbursements amounting to Kshs.105,750,703 could not be confirmed.

## **6. Bursary Board Membership and Non-Formulation of Fund Policies**

During the audit, it was noted that the Board had eight (8) Members instead of seven (7) as stipulated under Section 6(1) of the Kericho County Bursaries Act, 2014. Further, the Bursaries Management Board did not formulate policies for regulating the management of the Fund as well as setting criteria and conditions for governing the granting of bursaries. In the absence of these, the Board failed to discharge its mandate as outlined in Section 8(a)(c) of the Kericho County Bursaries Act, 2014.

## **7. Late Submission of Financial Statements**

Section 164(4) of the Public Finance Management Act, 2012 requires that within three (3) months after the end of each financial year, the Accounting Officer for an entity shall submit the entity's financial statements to the Auditor-General. Further, Section 47 of the Public Audit Act 2015, requires all public entities to submit their financial statements to Auditor-General within three months after the end of each financial year. Contrary to these requirements, the financial statements for the year ended 30 June, 2019 were submitted for audit on 18 November, 2019.

The Fund Management was in breach of the Law.

## **8. Lack of an Approved Budget**

During the financial year the Management did not submit for audit the approved budget to confirm whether it had been prepared in accordance with Section 20(1) of the Kericho County Bursaries Act, 2014.

Consequently, the Management was in breach of the law.

## **REPORT ON LAWFULNESS AND EFFECTIVENESS IN USE OF PUBLIC RESOURCES**

### **Conclusion**

I do not express a conclusion on the lawfulness and effectiveness in the use of public resources as required by Article 229(6) of the Constitution. Because of the significance of the matters described in the Basis for Disclaimer of Opinion section of my report, I have not been able to obtain sufficient appropriate audit evidence to provide a basis for my audit conclusion

## REPORT ON EFFECTIVENESS OF INTERNAL CONTROLS, RISK MANAGEMENT AND GOVERNANCE

### **Conclusion**

I do not express a conclusion on the effectiveness of internal controls, risk management and overall governance as required by Section 7(1)(a) of the Public Audit Act, 2015. Because of the significance of the matters described in the Basis for Disclaimer of Opinion section of my report, I have not been able to obtain sufficient appropriate audit evidence to provide a basis for my audit conclusion.

### **Responsibilities of Management and those Charged with Governance**

Management is responsible for the preparation and fair presentation of these financial statements in accordance with International Public Sector Accounting Standards (Accrual Basis) and for maintaining effective internal control as Management determines is necessary to enable the preparation of financial statements that are free from material misstatement, whether due to fraud or error and for its assessment of the effectiveness of internal control risk management and overall governance.

In preparing the financial statements, Management is responsible for assessing the Fund's ability to continue to sustain services, disclosing, as applicable, matters related to sustainability of services and using the applicable basis of accounting unless Management is aware of the intention to terminate the Fund or to cease operations.

Management is also responsible for the submission of the financial statements to the Auditor-General in accordance with the provisions of Section 47 of the Public Audit Act, 2015.

In addition to the responsibility for the preparation and presentation of the financial statements described above, management is also responsible for ensuring that the activities, financial transactions and information reflected in the financial statements are in compliance with the authorities which govern them, and that public resources are applied in an effective way.

Those charged with governance are responsible for overseeing the financial reporting process, reviewing the effectiveness of how the entity monitors compliance with relevant legislative and regulatory requirements, ensuring that effective processes and systems are in place to address key roles and responsibilities in relation to governance and risk management, and ensuring the adequacy and effectiveness of the control environment.


### **Auditor-General's Responsibilities for the Audit**

My responsibility is to conduct an audit of the financial statements in accordance with International Standards of Supreme Audit Institutions (ISSAIs) and to issue an auditor's report that includes my opinion in accordance with the provisions of Section 48 of the

Public Audit Act, 2015 and submit the audit report in compliance with Article 229(7) of the Constitution. However, because of the matters described in the Basis for Disclaimer of Opinion section of my report, I was not able to obtain sufficient appropriate audit evidence to provide a basis for an audit opinion on these financial statements.

In addition, my responsibility is to express a conclusion about whether, in all material respects, the activities, financial transactions and information reflected in the financial statements are in compliance with the authorities that govern them, and that public resources are applied in an effective way, in accordance with the provisions of Article 229(6) of the Constitution and submit the audit report in compliance with Article 229(7) of the Constitution. I also consider internal control, risk management and governance processes and systems in order to give an assurance on the effectiveness of internal controls, risk management and governance in accordance with the provisions of Section 7(1)(a) of the Public Audit Act, 2015 and submit the audit report in compliance with Article 229(7) of the Constitution. However, because of the matters described in the Basis for Disclaimer of Opinion section of my report, I was not able to obtain sufficient appropriate audit evidence to provide a basis for an audit conclusion on lawfulness and effectiveness in use of public resources, and on effectiveness of internal controls, risk management and governance.

I am independent of the Kericho County Bursary Fund Management in accordance with ISSAI 130 on Code of Ethics. I have fulfilled other ethical responsibilities in accordance with the ISSAI and in accordance with other ethical requirements applicable to performing audits of financial statements in Kenya.

  
CPA Nancy Gathungu, CBS  
AUDITOR-GENERAL

Nairobi

07 February, 2022

For the Quarter ended 30<sup>th</sup> Jun, 2019


**KERICHO COUNTY BURSARY FUND**  
**I. STATEMENT OF RECEIPTS AND PAYMENTS**

	Note	Cumulative Amount			
		Sep (Q1)	Dec (Q2)	Mar (Q3)	June (Q4)
		Kshs	Kshs	Kshs	Kshs
<b>RECEIPTS</b>					
Unspent funds/Balance B/Fwd	1	60,027,118.00	4,687,758.00	2,700,558.00	2,317,738.00
Transfers from County Revenue Fund					129,554,750.00
Recalled EFT	2	6,000.00	0	0	3,000.00
<b>TOTAL RECEIPTS</b>		<b>60,033,118.00</b>	<b>4,687,758.00</b>	<b>2,700,558.00</b>	<b>131,875,488.00</b>
<b>PAYMENTS</b>					
Bursaries	3	52,855,356.00	1,720,500.00	307,300.00	50,867,547.00
Administrative Expenses	4	2,479,160.00	266,700.00	73,000.00	3,861,910.00
Other Payments (Bank Charges)	5	10,844.00	0	2,520.00	29,100.00
<b>TOTAL PAYMENTS</b>		<b>55,345,360.00</b>	<b>1,987,200.00</b>	<b>382,820.00</b>	<b>54,758,557.00</b>
<b>SURPLUS/DEFICIT</b>		<b>4,687,758.00</b>	<b>2,700,558.00</b>	<b>2,317,738.00</b>	<b>77,116,931.00</b>

The explanatory notes to these financial statements form an integral part of the financial statements. The financial statements were approved on 02.08.2019 and signed by:

.....  
Fund Administrator: Emily Sang  
Ag. Chief Officer-Education


.....  
CPA. Fernandes K Korir  
Head of Accounting Unit



Statement of Financial Position  
 For the Quarter ended 30<sup>th</sup> Jun, 2019

3. STATEMENT OF FINANCIAL ASSETS

	Note	Sep (Q1) Kshs	Dec (Q2) Kshs	Mar (Q3) Kshs	June (Q4) Kshs	Cumulative Amount Kshs
<b>FINANCIAL ASSETS</b>						
<b>CASH AND CASH EQUIVALENTS</b>						
Bank Balances	6	4,687,758.00	2,700,558.00	2,317,738.00	77,116,931.00	77,116,931.00
		4,687,758.00	2,700,558.00	2,317,738.00	77,116,931.00	77,116,931.00
<b>TOTAL FINANCIAL ASSETS</b>						
<b>FINANCIAL LIABILITIES</b>						
Accounts Payables – Deposits and retentions						
<b>NET FINANCIAL ASSETS</b>						
<b>REPRESENTED BY</b>						
Fund balance b/fwd						
Surplus/Deficit for the quarter		4,687,758.00	2,700,558.00	2,317,738.00	77,116,931.00	77,116,931.00
The explanatory notes to these financial statements form an integral part of the financial statements. The financial statements were approved on 02.08.2019 and signed by :						
.....		.....				
Fund Administrator: Emily Sang		CPA. Fernandes K Korir				
Ag. Chief Officer – Education Head of Accounting Unit						



**1-Opening Balances**

At the beginning of the 1st quarter the opening balance was Ksh 60,027,118.00 as seen in the attached documents in Annex 1.

**2-Scholarship & Educational Benefits**

During the end of the Financial Year a total of Ksh 105,750,703.00 were disbursed as bursaries as evidenced in the attached document, Annex 2

**4-Administrative Expenses**

A total of Ksh 6,680,770.00 was incurred as administrative costs as at end of Financial Year as evidenced in Annex 3

**5-Bank Charges**

A total of Ksh 42,464.00 was incurred as bank charges as at end of Financial Year as evidenced in Annex 4

**6-Cash and Cash Equivalent**

The balance as at end of the Financial Year is Ksh 77,116,931.00 as evidenced in Annex 1

## 1 SPECIAL SCHOOLS

	INSTITUTION	CHEQ NO	AMOUNT
1	kipchimchim home for handicap	6894	62,500
2	kipkelion special sch	6868	190,124
3	charera special	7153	43,000
4	kaimosi special sch	7089	10,275
5	st kizito special sch	7246	158,600
6	apegei special sch	6217	4,500
7	joyland special sch	6657	10,000
8	st martin special sch	7175	4,000
9	aic kedowa special	7126	256,124
10	aic kedowa special	7916	14,000
11	kipngosos special	7903	65,814
12	kipchim chim hostel for physically challenged	7838	4,000
13	st francis sch for the blind	7438	7,500
14	thika high sch for the blind	7346	7,500
15	salvation army school for the blind	7548	8,500
16	kapsabet school for the deaf	7552	10,000
17	njoro sa special school	7764	4,000
18	bomet hostel	6428	4,000
19	korara special sch	6819	48,000
20	nyabondo centre for the disable	7819	5,000
21	Kedowa special primary for deaf	7988	10,000
22	kedowa special	7930	3,000
23	kibos sch for the blind	6591	19,000
24	st anthony sch for the deaf	7012	5,000
25	kenya inst of applied science	6920	8,000
26	Kipkelion special sch	7994	9,000
27	Charera Special For P.H.C	Bankers Cheque	272,000
28	St. Kizito Special Sch.	Bankers Cheque	95,976
	<b>TOTAL</b>		<b>1,339,413</b>

## 2 POLYTECHNICS/VOCATIONAL

	INSTITUTION	CHEQ NO	AMOUNT
1	emkwen voc tra centre	7611	3,000
2	eldoret national poly	7385	673,800
3	kipsamingut youth poly	7575	8,000
4	chemosot youth poly	7152	171,700
5	toroton youth poly	7158	30,500
6	sigalagala national poly	7694	9,500
7	mago vocational tra centr	6370	3,000
8	chebirbei youth poly	7367	77,000
9	kenya coastal national poly	6917	6,000
10	kaplong v.tc	6703	106,500
11	chebilat poly	6454	26,000
12	kisumu national poly	6907	47,000
13	molo youth poly	6577	5,000
14	olkalau youth pol	7185	15,000
15	cheptarit poly	6470	5,000
16	kisii national poly t	6858	41,000
17	kabete national poly	7097	45,000
18	kitale national pol	6867	9,000
19	kipsimbol youth poly	7942	3,000
20	iten youth poly	6641	3,000
21	boito youth poly	7926	16,000
22	ndanai poly	7772	14,000
23	kericho voc rehabilitation centre	7906	4,000
24	eldoret national poly	8036	10,000
25	CHEBIGEN POLYTECH	223	117,000
26	Ngoina Vocational Training	Bankers Cheque	128,000
27	Chemosot Poly	Bankers Cheque	9,500
28	Kipkoiyan Polytecnic	Bankers Cheque	346,000
29	Chebirbei Vocational Polytechnic	Bankers Cheque	41,000
		<b>TOTAL</b>	<b>1,973,500</b>

### 3 BEAUTY COLLEGES

	INSTITUTION	CHEQ NO	AMOUNT
1	Litein Beauty School	Bankers Cheque	210,000
2	AGNESIAS BEAUTY SCH	206	606,000
3	kericho beauty sch	6932	10,000
4	KERICHO BEAUTY COL	230	551,000
		TOTAL	1,377,000

#### 4 DRIVING SCHOOLS

	INSTITUTION	CHEQ NO	AMOUNT
1	Resud kenya enterprises driving	7376	889,500
2	Rocky driving	7165	435,022
3	Sigor driving sch	7324	7,000
4	Royal highway petrol station	7801	290,000
5	AA driving	7588	9,000
6	ROCKY DRIVING SCH	205	339,000
7	MERCY DRIVING SCHOOL	761	638,000
8	MERCY DRIVING SCHOOL	763	800,000
9	MERCY DRIVING SCHOOL	764	800,000
10	MERCY DRIVING SCHOOL	765	800,000
11	MERCY DRIVING SCHOOL	766	800,000
12	MERCY DRIVING SCHOOL	767	800,000
13	Chemitan Driving	Bankers Cheque	654,000 ✓
14	Chemitan Driving	6453	120,000
	<b>TOTAL</b>		<b>7,381,522</b>

## 5 SECONDARY SCHOOLS

1	INSTITUTION	CHEQ NO	AMOUNT
2	Borborwet sec sch	6276	219,000
3	morau sec sch	6543	263,000
4	koru girls	6845	70,000
5	kipchimchim bss	6709	454,200
6	cheptonon sec sch	6463	106,000
7	jubilee sec sch	6655	9,000
8	setek hill sec sch	7370	50,000
9	st andrews sec sch	7026	2,500
10	kaptebengwo sec sch	7144	76,000
11	kabartegan sec sch	7234	514,800
12	st clare gekendo	7014	4,200
13	st francis gekendu	7009	21,000
14	boito boys high sch	6266	357,200
15	ndaraweta girls sec sch	7771	53,000
16	christ the king sec sch	6460	2,000
17	st mary yala sec	7178	5,000
18	butula boys	6423	25,000
19	sumeiyon day sec sch	7366	211,500
20	togomin sec sch	7030	66,000
21	chilchila township	6458	9,000
22	cheborgei girls	6491	396,400
23	moi kipsitet girls	6383	583,200
24	barsiele sec sc	7371	159,000
25	sitian sec sch	7042	93,000
26	cheptalal girls sec	6467	34,600
27	lelu sec sch	7728	870,700
28	st augustine kandege sec sch	7118	535,200
29	chemellet sec sch	6452	5,500
30	rungut day sec sch	7140	24,000
31	chebilat boys	6326	272,800
32	kapkeburu sec sch	6592	59,500
33	moi kapsowar high sch	6366	28,000
34	masubeti sec sch	6350	119,500
35	kamungei sec sch	6953	68,300
36	mumberes girls high sec	6583	10,000
37	moi girls eldoret	6524	27,700
38	meswondo sec sch	6578	12,100
39	kipkewa sec sch	6712	5,000
40	kiplokyi girls sec sch	6717	14,000
41	koela sec sch	6843	3,000

		7180	21,000
42	st theresas tartar	6267	47,000
43	boyo day sec	6559	182,300
44	mercy girls high sch	6398	3,000
45	st mary nyamagwa sec sc	7039	45,000
46	saramek sec sch	6847	130,700
47	koiwa boys sec sch	6204	15,000
48	aisaik sec sch	6490	18,700
49	chebunyo girls sec sch	6732	45,000
50	kimologit sec sch	7326	6,000
51	rae girls sec sch	7717	30,000
52	lalagin sec sch	6260	7,000
53	baricho boys high sch	7164	25,000
54	ringa boys sec sch	6676	18,500
55	maranda boys sec sch	7760	76,900
56	ndanai girls sec sch	6302	23,000
57	chavakali boys high sch	7138	219,500
58	roret boys sec sch	6978	5,000
59	kebumbur sec sch	6649	3,000
60	ingotse girls sec sch	6262	36,000
61	bishop muge sec sc	6528	135,500
62	moi siongiroi girls sec	6395	3,000
63	st martha mwituti sec	7402	9,000
64	sawagongo high sch	7404	41,000
65	finch sec sch	7713	22,500
66	leberer sec sch	7412	11,200
67	st joseph chepterit girls sec	7738	125,000
68	litein day sec sch	6230	19,200
69	agoro sare sec sch	6832	3,000
70	kamwaura sec sch	6761	36,400
71	kapsorok sec sch	7756	21,200
72	nyamiranga sda sec	6400	50,200
73	st mary girls bomet	7535	3,000
74	singorowet sec sch	7285	21,600
75	gekomoni sec sch	6692	7,000
76	menara mixed academy	7179	6,000
77	st thomas amagoro girls sec sch	7166	424,800
78	kapsogerok sec	7007	3,000
79	st mary girls egoji	7013	3,000
80	st augustine soy sambu	7143	63,000
81	kaptich sec sch	7267	319,500
82	mombwo sec sch	6224	5,000
83	abwao sec sch	6609	3,000
84	eshibanse sec sch	6211	3,000
85	sigor sec sch		

86	AIC Kapsowar N. S	6241	9,000
87	hill school eldoret	7447	9,200
88	moi sitotwet sec sch	7582	4,000
89	st francis nyangajo girls sec sch	7439	6,000
90	homabay high sch	7443	14,000
91	bishop linus okok sec sch	6261	12,000
92	alliance girls sec sch	6235	8,000
93	tenwek boys	7044	130,800
94	mara senior siongiroi	6378	3,000
95	kaboson girls sec sch	7241	69,800
96	kaplelit sec	6898	18,000
97	kebabe girls	6834	8,000
98	emmanuel jc sec sc boys	6621	6,000
99	cheptangulgei sec sch	6469	20,000
100	chesoen girls sec	6448	3,000
101	chepkosiom sec sch	6483	7,000
102	kamirai sec sch	6957	38,500
103	kenya star girls	6809	51,000
104	tengecha girls secs ch	7061	445,711
105	makimeny sec sch	6664	20,800
106	balek a sec sch	6292	2,000
107	kileges sec sch	6864	30,000
108	magunga sec sch	6689	3,000
109	st evans high sch	7008	9,000
110	turbo magnet sec sch	7379	9,000
111	menengai sec sch	6331	3,500
112	st marks agape	7260	4,500
113	rater view sec sch	6301	2,000
114	mwenye mixed sec	6535	4,500
115	kanusin girls sec sch	6944	31,200
116	kanusin boys sec sch	6945	15,000
117	kongotik girls	6820	32,800
118	moto sec sch	6561	2,000
119	ravine girls sec sch	7339	3,500
120	patel day sec sch	7000	5,000
121	kipsingei sec sch	6861	5,000
122	lugumek sec sch	7740	7,000
123	kapropita girls	7239	27,000
124	narok high sch	7790	7,200
125	chebonei girls sec	7388	72,800
126	kaboson sec sch	7088	7,200
127	st joseph sec sch	7418	26,700
128	kanyimbo sec sch	6947	2,000
129	gilgil girls high sch	7289	13,500

130	gilgil enlight sec sc	7290	3,500
131	teret sec sch	7634	6,500
132	simotwet sec sch	7700	20,200
133	kiprorgo sec sch	7401	100,000
134	getaari sec sch	7294	9,000
135	st johns ororange	7437	5,500
136	marani pag sec	6674	16,800
137	sogoo sec sch	7684	8,000
138	thurdibuor sec sch	7356	7,200
139	olbutyo sec sch	6791	54,800
140	koroitik sec	6852	5,000
141	cheluget girls sec	6450	39,500
142	kimolwet boys high sch	6731	33,100
143	st mary sec	6397	7,000
144	st mary girls high sch	7623	3,000
145	friends girls high sch igunga	7272	4,200
146	bakhita girls sec sch	6290	3,000
147	st cecilia aluor girls sec sch	7428	3,000
148	molo high girls sec sch	6549	9,000
149	kapkulumben sec sch	7193	8,400
150	mogor girls sec sch	6338	15,500
151	kebirigo boys sec sch	7462	7,200
152	katolo mixed sec sch	7100	62,400
153	mobamba sec sch	6342	8,200
154	kioo sec sch	6706	63,500
155	ober boys sec sch	6782	10,200
156	got ne lel sec sch	7279	17,000
157	stephen kositany sec sch	7017	7,500
158	samolel sec sch	7542	48,000
159	chebungunon sec	7124	56,000
160	longisa boys sec	7732	73,500
161	kimawit sec sch	7464	6,000
162	kamaget sec sch	6933	7,000
163	mombwa girls sec sch	6344	4,200
164	mugango girls sec sch	6580	3,000
165	samoei boy s sec	7696	18,000
166	oyugis girls sec sch	6793	8,800
167	nkaroni high sch	7748	10,500
168	sa kolanya girls sec	7557	5,000
169	oriwo boys esc sc	6993	9,000
170	mengwet sec sch	6330	8,000
171	ibeno sec sch	6647	2,000
172	daniel adventist	6603	2,800
173	kitala sec sch	6973	4,000

174	kaptien sec sch	7190	12,000
175	testai day sec sch	7045	30,000
176	st joseph chepterit girls sec	7663	12,500
177	koiwa central sec sc	6908	3,000
178	holy family siongiroi sec sch	7450	9,000
179	olbutyo boys sec sch	7468	5,800
180	chongenwa sec sch	6459	9,000
181	teavale imara sec sch	7651	5,000
182	kamureito sec sch	6952	8,000
183	lenana high sch	7726	17,500
184	mama ngina kenyatta	6696	8,000
185	moi minariet boys sec	6529	88,200
186	ashar sec sc	6203	18,000
187	saseta girls sec	7110	227,400
188	st luke boys sec sch	7405	41,000
189	fr martin boyle sec sch	7278	38,000
190	tubes academy sch	7652	4,000
191	st augustine nyamonye girls	7667	4,200
192	rongai sec sch	7332	3,500
193	kapsimbeiwo sec sc	7086	18,500
194	sacred heart roret	7134	100,300
195	tumaini house sec sch	7626	5,000
196	mogoma sec sch	6334	4,000
197	moi high sch sec sch	6387	9,000
198	saos boys high sch	7545	14,000
199	soy mining sec sch	7682	3,500
200	toniok sec sch	7474	3,500
201	eastmore girls sec sc	7616	3,500
202	gaichanjiru sec sch	7293	3,500
203	terek sec sch	7631	3,000
204	st theresa girls eregi	7001	3,000
205	dudi girls sec	6601	8,400
206	hobunaka sec sch	7448	3,000
207	mombwo girls sec sch	6531	25,950
208	kagasik girls	7240	15,000
209	sinendet mixed sec	7558	5,500
210	cheplabei north	6474	3,000
211	olerut sec sch	6788	12,000
212	ebunangwe boys sec sch	7603	4,200
213	riverside academy	7320	8,000
214	kipkoris girls sec	6713	72,000
215	bahati boys sec	6430	19,000
216	our lady of angels	7192	19,000
217	embomos sec sch	7459	11,000

218	chemalal sec sch	6439	19,000
219	kisii high sch	6859	26,000
220	sarwat sec sch	7553	6,000
221	poror sec sch	7309	3,000
222	poror sec sch	6935	12,000
222	kamagut high	7414	3,000
223	st joseph sec sch	7416	3,000
224	st juliana sec sch	6960	3,000
225	kamusinde boys high sch	6939	3,000
226	kanyawanga sec sch	6971	6,000
227	kituni high sch	7181	3,000
228	st peter rambula mixed sec sc	7171	9,000
229	sugumerga sec sch	6986	9,000
230	kiabonyoru girls	6984	3,000
231	kianungu pag high sec	6857	2,000
232	koyonzo sec sch	6919	13,000
233	kemeloi boys sec sch	6597	1,500
234	kaplelartet sec sch	6798	6,000
235	our lady of victory	6790	13,000
236	oletipis sec	7657	6,000
237	st catherine girls sec sch	6682	3,000
238	mara hills girls sec sch	6835	12,700
239	kapchumbe sec	6683	4,000
240	marylearn sec sch	6554	3,000
241	molo sec sch	7093	4,000
242	kapsimbiri sec sch	7457	9,200
243	shikukang high sch	7203	3,000
244	namboboto sec sch	7207	3,000
245	nyagoto girls	7749	3,000
246	nyangores sec sch	6996	3,000
247	omasara glory academy	6796	3,000
248	our lady of mecy rangenyo	6995	2,000
249	onsando sec sch	7334	3,000
250	pamba boys sec	7644	3,000
251	arakwa high sch	7544	13,000
252	sengera manga high sch	7640	6,000
253	takitech sec sch	6856	8,000
254	kotenditi sec sch	7016	4,200
255	st marys mumias	7206	6,000
256	nyakokiani sec sch	6718	3,000
257	kiplombe sec sch	6242	3,000
258	aic kessup girls sec	7745	4,200
259	nkunene girl sec	7259	20,200
260	st gabriel mission	7200	8,500
261	kapkolei girls		

262	changina girls	6500	3,000
263	lelwek boys sec	7727	5,000
264	kanga high sch	6956	16,500
265	sosera sec	7536	5,500
266	maliki high sec	6697	3,000
267	st luke boys sec sch	7659	27,000
268	st charles khalaba	7656	9,000
269	bonyu nyu mixed sec	6420	2,000
270	our lady of mercy ibara	6795	6,000
271	bogitaa sec sch	6264	3,000
272	apokor sec sch	6208	6,000
273	magena boys sec	6374	3,000
274	metembe sda sec sch	6345	3,000
275	ambira high sch	6251	3,000
276	gesiaga sec sch	7295	3,000
277	ikonge pag girls sec sch	6632	18,200
278	irongo girls sec	6646	3,000
279	goitab silibwet sec sch	7281	14,000
280	starehe boys	7253	7,000
281	st francis kerema high sch	7427	3,000
282	st francis nyasagati sec sch	7429	3,000
283	sengera girls sec sch	7271	3,000
284	st francis girls makemo misikuu	7270	4,000
285	queens of angels girls sec sc	6998	61,000
286	asumbi girls high sch	6215	7,000
287	kirinyaga girls	6842	143,000
288	ilkerin sec sch	6637	6,000
289	singore girls sec sch	7403	15,000
290	st patrick iten	7430	18,000
291	kapkoiga girls sec	7069	4,500
292	holistic sec sch	7449	7,000
293	teldet sec sch	7031	21,000
294	st philip nyabondo	7583	4,200
295	st brigid girls sec	7433	23,000
296	st joseph nyabondo sec sch	7662	17,000
297	aic kiborgok girls sec	6406	4,200
298	mariwa sec sch	6678	86,000
299	koiwalelach sec sch	7585	7,500
300	kimsons academy	6722	2,000
301	molo academy boys sec	6556	9,500
302	michinda sec sch	6336	8,500
303	itibo boys sec	6642	4,200
304	st thomas sec sch	7251	3,000
305	kericho day sec sch	7569	2,500

306	chebigen sec sch	7577	2,500
307	gionseri girls sec sch	7283	4,200
308	st marys taachasis	7187	9,000
309	Ngariet Sec School	6195	38,000
310	ruseya girls sec	7315	12,000
311	jomokenyatta high sch	6660	11,000
312	mara siongiroi acade	6699	4,200
313	Kuoro Kochia Sec School	6197	3,000
314	jane adeny sec sch	6652	10,000
315	njoka aic	7210	3,000
316	muhoroni sec sch	6567	10,000
317	cheronget sec sch	6311	15,000
318	kapkisiara sec sch	7222	847,400
319	getarwet girls sec sch	7056	776,300
320	kericho tea boys sec sch	6757	620,100
321	kiptewit girls	6887	538,640
322	kapkatet sec sch	6762	415,000
323	moi tea girls	6555	288,800
324	aic telanet girls sec	6404	261,600
325	kipsigis girls high	6974	243,800
326	chesilyot girls sec sch	6314	197,800
327	kipteris girls sec	6886	188,400
328	st brigid girls sec	7136	171,600
329	kaplong boys	7147	164,900
330	chepseon complex sec sch	6473	139,000
331	marinyin sec sch	6357	136,000
332	itoik sec sch	6635	130,000
333	kiptobon sec sch	6882	122,500
334	kaplong girls sec	7149	101,500
335	nelson mandela sec sch	7777	36,500
336	masaita sec sch	6672	22,000
337	kapsenda sec sch	7049	6,000
338	elck kongoi sec sec	7055	159,800
339	acheho girls sec sch	6228	87,500
340	milimani high sch	6694	71,000
341	getumbe sec	6891	178,500
342	jordan adve sec sch	6659	146,500
343	sereng sec sch	7038	30,000
344	chepseon girls	7104	476,900
345	toror sec sch	7230	396,600
346	sosit girls sec	7111	258,100
347	taita towett	7060	228,000
348	kokwet sec	6815	197,000
349	iraa girls sec	6645	163,361

350	sosiot day sec	7112	112,000
351	cherara sec sch	6308	73,000
352	kipsirichet sec sch	6813	62,000
353	nyaberi sec sch	7747	58,000
354	njoro girls sch	7208	54,000
355	tulwap sec sch	7133	51,000
356	kabiangek sec sch	7054	35,500
357	kiletien sec sch	6595	41,000
358	tulwapsoi sec sch	7160	31,000
359	kapchebwai sec sch	6949	28,500
360	kiprengwe day sec sch	6725	20,500
361	tulwapmoi sec sch	7132	5,000
362	tulwap sec sch	7233	3,000
363	cherwa sec sch	6313	6,200
364	kipsegi sec sch	6968	79,000
365	kapsogut boys sec sch	6760	576,800
366	kolwalelach girls sec	6816	536,504
367	st stephen menara sec sch	7020	154,000
368	cheribo sec sch	6310	135,500
369	lorna laboso sec sch	7729	132,100
370	londiani township	7710	69,000
371	aic chebisaas girls sec	6225	40,500
372	lelaitich sec	7711	5,500
373	kenegut day sec sch	6727	103,700
374	mabasi sec sch	7384	404,500
375	kwenikabilet sec	6824	3,000
376	kabokyek adv sec sch	7052	114,000
377	magire sec sch	6382	30,000
378	naki sec sch	7797	15,161
379	united soy sec sch	6512	33,000
380	bororor sec	6422	5,000
381	sigoti complex	7115	122,861
382	anestar boys high sch	6253	8,000
383	maso sec sch	6349	179,000
384	njoro precious girls sec sch	7763	4,200
385	ngetmoi girls sec	7775	3,500
386	beninin sec sch	6284	3,500
387	st anthony siakago	7005	4,200
388	buriya sec sch	7365	4,200
389	chebitet sec sch	6498	247,500
390	tachasis sec sch	7159	10,500
391	ngeria high sch	7794	4,500
392	kimulot boys sec sch	6736	171,800
393	aic londiani academy	6416	4,500

394	ahero girls sec sch	6231	23,600
395	st peter nyamesocho boys	7174	4,200
396	njoro central	7799	3,500
397	arnesens high sch	6219	21,000
398	ngiya girls high sch	7792	9,000
399	baringo high sch	6254	58,500
400	lutacho sec sch	7723	6,000
401	chewoiyet sec sch	6318	21,000
402	kapias ss	6705	138,000
403	chelilis sec sch	6444	406,300
404	wanga pala sec sch	7804	15,500
405	nyamira girls sec	7837	3,000
406	dr buconyori fm boys	7598	3,000
407	olmekenyu sec sch	7805	5,000
408	kaptebeswet sec sch	7857	7,000
409	londiani boys sec sch	7852	3,000
410	st philips surungai kitale	7812	5,000
411	nyamira boys high sch	7888	16,000
412	st peter chesirikwa sec sch	7467	16,000
413	nakuru boys high sch	7822	35,600
414	st alex ayucha sec sch	7006	3,000
415	minara academy	6356	3,500
416	kaptulwa sec sch	7073	5,000
417	moi amalo sec sch	6340	4,000
418	nyamagwa sda mixed	7833	3,000
419	ebubayi sec sch	7615	2,000
420	ack kapsoo girls	6226	3,000
421	kedowa girls sec sc	7581	7,000
422	kiptulo sec sch	6906	3,000
423	kisumu boys	6850	3,000
424	kapsabet girls sec sch	7191	42,500
425	kabungut boys sec sch	7082	38,700
426	chepwastuiyet sec sch	6306	12,000
427	rotik mixed	7217	7,500
428	samoei ngwonet girls s sec	7698	7,200
429	kimngorom girls sec sch	6737	3,500
430	st elizabeth koyoo sec sch	7393	3,000
431	mbihi friends high sch	6685	3,000
432	ugenya high sch	6506	3,000
433	st peter suneka sec	7169	3,000
434	kaplelach sec sch	7186	3,000
435	manyatta sec sch	6353	2,000
436	liberty girls high sec	7587	6,000
437	state house girls	7019	6,000

438	pala mixed sec sch	7313	32,000
439	kochogo sec	6853	30,000
440	kionduso pag ss	6710	4,200
441	kituro high sc	6979	3,000
442	kisabo sec sch	6909	3,000
443	st clare maragoli	7025	3,000
444	cheboyo sec sch	6496	3,000
445	gendia high sch	7296	3,000
446	ngwonet sec sch	7784	3,000
447	mugoiri girls sec	6581	2,000
448	bar union sec sc	6295	2,000
449	siwot sec sch	7411	24,500
450	st lawrence egoji	7590	4,000
451	st mary girls kapsabet	7578	3,500
452	kimondi sec sch	6730	3,000
453	st mary girls high sch	7018	7,000
454	onjiko boys esc sch	6997	32,000
455	sotit boys sec	7699	15,000
456	chemaner sec sch	6436	7,000
457	sacho high sch	7541	5,000
458	serem boys sec sch	6774	4,000
459	ebwambwa sec sch	7621	2,000
460	nyamininia sec sch	7757	2,000
461	st marks sch	7675	13,000
462	mau summit sec sch	6351	3,500
463	riambase deb sec	7336	20,000
464	marmanet sec sch	6677	4,500
465	teremi high sch	7473	3,000
466	bureti sec sch	6282	5,000
467	lelkatet sec sch	7719	4,000
468	bishop okoth girls	6263	3,000
469	itiero girls sec sch	6633	3,000
470	ziwa sec sch	6523	4,000
471	koyo SS	6849	12,000
472	kakamega boys	6805	8,000
473	st elizabeth girls sec sch	7015	7,500
474	maaset sec sch	6368	4,000
475	kipsuter sec sch	6875	3,000
476	ndaraweta mixed day	7770	3,000
477	st pers mois bridge boys sec sch	7176	9,000
478	mokubo sec sch	6548	3,000
479	harbard high sch	7451	4,000
480	okoto sec sch	6780	5,000
481	riomega sec sch	7321	6,000

482	siomo sec sch	7538	4,000
483	Riaba Manyi Sec School	6198	3,000
484	gorgor high sch	7280	25,600
485	muruaiki boys sec sch	6540	7,000
486	evans sec sch	6608	4,500
487	Itembe Sec School	6193	5,000
488	lelagon sec sch	7720	3,000
489	manyoror sec sch	7571	3,500
490	kisumu girls sec	6844	20,000
491	bahati girls sec	6434	7,000
492	ngorika sec sch	7782	3,500
493	makwerero sec sch	6546	3,000
494	st monica girls chebangang	7034	115,800
495	st monica girls chebangang	7032	37,500
496	oreiyet sec sch	6994	3,500
497	nyahera girls sec sch	7205	3,000
498	kenyoro sec sch	6743	4,000
499	tayari sec sch	7647	3,500
500	nyagesenda sec sch	7204	3,000
501	kapset sec sch	7078	6,500
502	kiplaji sec sch	6970	3,500
503	limuru girls	7735	10,000
504	otieno oyoo sec sch	7875	3,000
505	emurua dikir sec sch	6619	3,000
506	st angela mumias sec sch	6392	3,000
507	saoset sec sch	7882	5,000
508	moi girls high sch	6367	15,000
509	kalou high sch	6596	3,500
510	nyarach sec sch	7751	3,000
511	mawingu sec sch	6688	3,500
512	st francis subukia	7002	3,000
513	simoti day sec	7693	7,500
514	olmelil sec sch	6786	6,000
515	maeni girls high sch	6375	4,500
516	chesoen boys sec	6449	2,000
517	nyangori sec sch	7750	3,000
518	litein boys high sch	6177	10,000
519	chabangang sec sch	6328	4,000
520	kapsaos sec sch	7050	10,000
521	mugumu high sch	6690	4,500
522	sochoi boys sec s	7680	4,000
523	kapkesosio sec sch	6767	9,000
524	namasoli sec sch	7780	2,000
525	amalo sec sch	6210	3,000

526	kapsabet boys	7075	50,700
527	bridge waters girls	6421	4,000
528	moi sec amalo	7946	3,000
529	moi gesusu high sch	6372	7,200
530	mercy girls sec sch	7947	5,000
531	tabolwa sec sch	7643	21,000
532	our lady of peace muhoroni	7943	12,000
533	sacred hills girls	7945	3,000
534	rongena sec sch	7935	5,500
535	poiyyek sec sch	7925	6,000
536	agc tiloa girls	6229	10,000
537	thurgem high sch	7934	10,500
538	kipsaos boys high sch	7594	6,000
539	chepseon girls sec	7937	4,200
540	st charles lwanga geseto	7938	6,000
541	st pauls church segutiet girls	7431	5,000
542	kirimose sec sch	6877	3,500
543	chebongi secs sch	7880	3,000
544	kapsinendet sec sch	7874	3,500
545	egentubi sec sch	7620	7,000
546	gelegele sec sch	7286	12,000
547	bingwa sec sch	6294	5,000
548	nyabisase sec	7211	3,000
549	nyabururu girls	7931	25,700
550	chebocho ebenezer	6499	15,000
551	st pauls sec sch	7674	4,200
552	shunem girls sec sch	7596	8,500
553	kapsisiywa sec sc	7095	5,000
554	st georges girls sec sch	7653	4,200
555	solian girls sec sch	7658	4,000
556	st francis gekendo sec sch	7261	3,000
557	st john kobwait sec sch	7424	3,000
558	st joseph boys	7435	3,000
559	st marys girls bomet	7584	2,500
560	sega township sec sch	7549	2,000
561	lelmokwo sec sch	7718	19,000
562	st stephen laikong girls sec sch	7021	4,000
563	kapsinendet central sec sch	7873	5,600
564	kipkorir salat sec sch	7808	7,200
565	lodwar high sch	7703	7,000
566	st peter seminary mukumu	7254	7,000
567	bosto sec sch	6289	7,000
568	kipsigak high sch	6967	6,000
569	Nyakeiri Boys High School	6199	6,000

570	loreto girls sec sch	7871	6,000
571	mumui sec sch	6565	4,500
572	kimuri high sch	6594	4,500
573	mudavadi girls	6579	4,000
574	butere girls	6279	4,000
575	guu mixed sec sch	7297	3,000
576	mwei high sch	6534	3,000
577	anjego mixed sec sch	6223	3,000
578	kiptororo sec sch	6961	27,400
579	st lawrence egoji	7559	5,000
580	pemwai girls sec	7304	3,000
581	orero boys sec sch	6992	7,200
582	nyambaria boys high sch	7889	4,000
583	meteitei boys sec sch	7802	103,700
584	nyakach girls sec sch	7824	37,500
585	kabarnet high sch	6900	15,000
586	njoro boys	7800	11,500
587	toror girls sec sch	7876	3,500
588	kipyosit sec sch	6885	3,500
589	kilibwoni boys sec sch	6733	3,000
590	mwaani boys high sch	6550	3,000
591	chebuyusi boys sec sch	6495	3,000
592	tengecha boys high sch	7813	3,000
593	kaboloin sec sch	7570	2,500
594	utumishi academy sch	7586	15,000
595	dagorretti mixed	6604	7,000
596	nakuru sch	7887	4,500
597	kaptembwo sec	7074	3,000
598	our lady of angels marinwa	7595	12,500
599	sacred heart roret	7899	25,400
600	aic kamoiywo sec sch	6240	6,000
601	st francis sec sch	7010	4,500
602	torongo girls	7645	3,500
603	lirhanda high sch	7736	3,000
604	bushiangala sec sch	6299	3,000
605	st maurice nyarombo sec sc	7177	3,000
606	st luke boys sec sch	6399	3,000
607	kemeliet sec sch	6759	2,500
608	maasai girls sec sch	6363	6,000
609	gamba sec sch	7287	2,000
610	soy mining sec sch	7669	3,000
611	bomasan sec	6429	2,000
612	gianchere friends high sch	7292	8,000
613	alliance boys	6207	10,500

614	cardinal otunga high	6497	9,500
615	tenges boys sec	7351	6,000
616	atemo mixed sec sch	7867	6,000
617	st augustine kandege sec sch	7879	5,000
618	maliera boys sec sch	6669	3,000
619	makhonge friends sec sch	6665	3,000
620	kapsogut boys sec sch	7858	3,000
621	gidea girls sec sch	7864	3,000
622	bujumba boys sec	6268	3,000
623	murkwijit sec sch	6335	2,000
624	namgoi sec sch	7202	2,000
625	chepngaina sec sch	6479	6,000
626	mother of apostle	6585	10,000
627	kmte kakamega	7397	22,000
628	tombe girls sec	7628	6,000
629	friends col kaimosi	7613	38,500
630	mulot sec sch	6564	21,200
631	itibe girls sec sch	6634	12,000
632	tinderet sec sch	7632	10,500
633	henry kosgei sec sch	7446	7,000
634	st mary taachasis nandi	7580	4,000
635	kiromose sec sch	6910	4,000
636	migori high sch	6341	3,000
637	kenegut sec sch	7859	3,000
638	st teresa girls sec sch	7248	8,000
639	emarland sec sch	6627	2,000
640	lugulu girls sec	7741	21,500
641	ndivish girls sec	7778	4,000
642	kamahuha girls sec sch	6934	3,000
643	kapngetuny sec sch	7572	2,500
644	kipsangui boys	6810	4,500
645	ack st mark kapyumo boys sec sch	6247	12,000
646	kaptebengwet sec sch	6913	11,800
647	ibubi girls sec sch	6648	4,000
648	nyahururu boys	7821	3,500
649	st stephen munaro boys	7249	3,500
650	tigoi girls high sc	7627	3,000
651	kaharo high sch	7096	3,000
652	kangeso high	6955	3,000
653	kimuron ss	6704	2,000
654	arokyet sec sch	7809	2,000
655	nakuru girls sec sch	7834	22,100
656	othaya sec sch	6799	6,000
657	kipsonoi sec sch	6878	2,000

658	omobiri sec sch	7843	4,200
659	mbita high sch	6693	10,000
660	moi girls high sch	6361	7,000
661	laboret boys high sch	7708	6,000
662	eani sec sch	6610	3,000
663	nduru girls sec sch	7768	3,000
664	kapkelei sec sch	6769	3,000
665	st paul sec sch	7247	3,000
666	nyambiri sec sch	7831	2,000
667	moi nyabohanze girls sec sc	7861	4,000
668	st pauls auchmuga mixed sec sch	7673	3,000
669	hospital hill sec sch	7441	5,000
670	moi girls kipsitet sec sch	7884	3,500
671	mogobich sec sch	6339	3,000
672	nyawita sec sch	7753	3,000
673	dry girls sec sch	7399	3,000
674	aic ndulele sec sch	6244	3,000
675	maji mazuri girls	6666	4,500
676	simitwo sec sch	7539	4,500
677	kapenguria bss	6702	3,000
678	our lady of lourdes sec tubo	6991	2,500
679	ngara girls	7773	3,000
680	sironga girls esc	7686	26,000
681	sigor sec sch	7328	7,000
682	fr mair girls sec sch	7276	3,000
683	terige boys high sch	7378	21,000
684	cengalo sec sch	7885	3,500
685	ndalat gaa sec sch	7762	3,000
686	e&t concord boys sec sch	7461	3,000
687	kamondo sec sch	6954	2,000
688	st alloys peru girls sec	7011	5,000
689	turasha sec sch	7636	4,500
690	chebukaka sec sch	7817	3,000
691	malava boys	6670	16,000
692	nyakiambi girls sec sch	7828	11,500
693	kilgoris boys high sch	6734	3,000
694	ibanja sec sch	6643	2,000
695	kipnyasis sec sch	6715	2,000
696	moi girls sec sch	6364	3,000
697	st annes musoli girls sec sch	7394	3,000
698	tambach boys sec	7639	2,500
699	mary mount sec sch	6355	10,500
700	migingo sec sch	6343	3,000
701	sochoi girls	7681	5,000

702	bunyore girls high sch	7597	5,000
703	kagumo high sch	7244	4,000
704	bondet sec sch	6274	6,000
705	kapsoit sec sch	7855	2,000
706	loreto high sch	7870	10,000
707	mochenwa sec sch	6337	4,000
708	st mrys nyamagwa	7262	4,000
709	tembelela sa sec sch	7347	3,000
710	masariani sec sch	6390	2,000
711	thesalia mission sec sch	7357	29,800
712	graceland girls senior	7288	3,000
713	st peter eisero girls sec sch	7022	6,000
714	bolo girls sec se	7878	4,000
715	franciscan sister of st joseph	7955	7,500
716	immaculate eart junirate sch	7920	5,000
717	st john ack sigowet sec sch	7883	3,500
718	st teresa bikeke girls sec	7919	5,000
719	chepwostuiyet sec sch	7971	5,000
720	kamara sec sch	6937	5,000
721	tembwo girls sec sch	7989	56,300
722	st andrew senetwo sec sch	7003	3,000
723	kapletundo high sch	7958	3,000
724	kiptenden sec	6879	3,000
725	kaporuso sec	7083	2,800
726	Kipraisi	6714	19,800
727	Anaesta boys hiigh sch	7972	4,000
728	sumeiyon sec sch	7956	2,500
729	Nyakongo	7825	3,000
730	Chepkoton Girls sec sch	7987	3,500
731	Kereri girls	6739	5,000
732	tengecha boys high sch	7982	693,000
733	kibingei girls sec sch	7853	3,000
734	emmanuel jc sec sc girls	6620	5,800
735	aldai girls high sch	6402	51,700
736	Aic gietai sec sch	6234	9,000
737	got ne lelel secondary	7962	4,000
738	marakwet boys high sch	6671	3,000
739	st marys girls nandi	7897	4,200
740	ketitui sec sch	7856	2,000
741	migori girls sec sch	6348	7,000
742	itibo girls sec	6638	2,000
743	menyenya sda sec sch	6380	6,000
744	londiani boys high sch	7976	3,000
745	musanda sec sch	6539	2,000

746	ahiti ndomba	6232	8,000
747	kiprichait sec sch	7600	2,000
748	st mary sc kapsabet	6391	4,200
749	kandaria sec sch	6833	3,000
750	bolo girls sec sch	6419	14,000
751	friends boys high sch namwela	7273	4,500
752	taita mouche boarding sch	7637	3,000
753	st mary sec sch	7957	6,000
754	Ekwanda Sec Sch	6614	5,000
755	Kijabe Girls sec school	6806	5,000
756	agc liloach sec sch	8005	6,000
757	kituro high sch	7979	5,000
758	meru school	6557	3,000
759	mugenyi day sec sch	6575	3,000
760	friends sch kamusinga	7607	5,000
761	awasi pag sec	7998	6,000
762	banja sec sch	6432	2,000
763	naivasha girls	7798	6,000
764	njonjo girls sec	7209	3,500
765	tiloa girls sec sch	7629	3,500
766	Chebilat Boys High sch	7967	3,500
767	FR. Anthony Pagani sec sch	7274	5,000
768	kapsabet boys high sch	8008	6,000
769	kipsolu boys	8032	5,000
770	Chepkutung sec sch	8035	6,000
771	KAPSABET SEC SCH	7913	14,800
772	st mary bomet girls	8046	5,000
773	Kabianga boys	8038	5,000
774	st charles lwanga ichuni	7986	3,000
775	soliat boys high school	7944	3,000
776	roret boys sec sch	7854	3,000
777	kaptebeswet girls sec sch	8039	7,000
778	Kabianga boys	8037	5,000
779	Kabianga boys	8031	4,000
780	kipkoris girls sec sch	7932	3,500
781	kericho high sch	8033	4,000
782	moi kipsitet girls	8048	4,000
783	Aic moi girls	8052	4,000
784	ngala sec sch	8060	8,000
785	kaborok girls sec	8049	6,000
786	Mugango boys sec sch	8050	3,000
787	chilchila sec sch	8062	6,000
788	cheres sec sch	7966	4,000
789	Bahati girls sec sch	7991	3,000

790	Litein Boys high sch	8027	10,000
791	Baringo high sch	8047	25,500
792	Litein Boys high sch	8030	8,000
793	POIYWEK SEC SCH	209	385,976
794	POIYWEK SEC SCH	210	800,000
795	CHEBIGEN SEC SCH	225	985,800
796	KERICHO DAY SEC SCH	359	675,500
797	KAPSOIT SEC SCH	234	654,700
798	CHEPKOIYO SEC SCH	226	544,800
799	MOI SITOTWET SEC SCH	725	462,000
800	AINAMOI SEC SCH	242	367,500
801	SUMEIYON SEC SCH	1003	319,900
802	KETITUI SEC SCH	347	308,068
803	AIC TELANET GIRLS SEC SCH	241	277,648
804	KENEGUT GIRLS SEC SCH	219	264,200
805	MASO SEC SCH	755	253,300
806	KENEGUT DAY MIXED	250	183,000
807	LALIAT SEC SCH	218	180,800
808	KAPKIAM SEC SCH	235	178,586
809	MATOBO SEC SCH	746	139,286
810	BROOKE DAY SEC SCH	221	129,500
811	KABOLOIN SEC SCH	394	127,100
812	KAPNGETUNY SEC SCH	395	113,500
813	MANYOROR SEC SCH	5	109,500
814	BUCHENGE SEC SCH	220	76,000
815	KABORUS SEC SCH	8	99,000
816	KABORUS SEC SCH	9	10,500
817	MOI TEA GIRLS SEC SCHOOL	727	372,900
818	KERICHO TOWNSHIP	354	319,500
819	KEONGO SECONDARY SCHOOL	231	822,086
820	MANYOROR SECONDARY SCHOOL	269	1,500
821	LALAGIN DAY SEC SCH	20	9,500
822	Chebwan Boys High School	Bankers Cheque	931,868
823	Kapkiapsiara Girls Secondary	Bankers Cheque	869,500
824	Cheborgei Boys Secondary School	Bankers Cheque	743,200
825	Tengecha Boys Secondary School	Bankers Cheque	699,200
826	Litein Boys High School	Bankers Cheque	641,900
827	Korongoi Girls Secondary School	Bankers Cheque	593,600
828	Koiwalelach Girls Sec School	Bankers Cheque	535,800
829	Kiptewit Girls Secondary School	Bankers Cheque	519,800
830	Getarwet Girls	Bankers Cheque	502,886
831	Kaptele Sec School	Bankers Cheque	495,500
832	Mombwo Sec	Bankers Cheque	492,500
833	Kapsogut Boys Secondary School	Bankers Cheque	491,600

834	Cheborge Girls Secondary	Bankers Cheque	465,250
835	Aic Litein Girls	Bankers Cheque	417,600
836	Kapsinendet	Bankers Cheque	412,000
837	Mabasi Sec	Bankers Cheque	403,000
838	Kabartegan Boys Sec School	Bankers Cheque	397,000
839	Tengecha Gilrs Sec School	Bankers Cheque	388,000
840	Tulwet Secondary School	Bankers Cheque	366,686
841	Kapsogeruk Sec School	Bankers Cheque	362,000
842	Kapchelach	Bankers Cheque	361,500
843	Masubet Girls Sec.	Bankers Cheque	337,000
844	Sosit Girls Sec School	Bankers Cheque	332,600
845	Chelilis Girls Secondary School	Bankers Cheque	331,700
846	Cheptendeniet Day	Bankers Cheque	325,500
847	Kiptewit Boys Secondary School	Bankers Cheque	315,100
848	Kabusienduk Secondary School	Bankers Cheque	300,400
849	Boito Boys	Bankers Cheque	255,600
850	Reresik Sec	Bankers Cheque	241,520
851	Kelunet Secondary School	Bankers Cheque	240,500
852	Roret Boys Sec. School	Bankers Cheque	237,500
853	Kimulot Boys Sec School	Bankers Cheque	212,400
854	Tiriitab Moita Sec. Sch	Bankers Cheque	182,000
855	Chebilat Boys	Bankers Cheque	181,100
856	Butiik Sec. Sch	Bankers Cheque	172,000
857	Kapkarin sec sch	Bankers Cheque	154,000
858	Tebesonik High School	Bankers Cheque	152,000
859	Cheramor Day School	Bankers Cheque	147,500
860	Kapkatet Sec	Bankers Cheque	143,500
861	Kamanamsim Day Sec	Bankers Cheque	136,000
862	Koiwa Boys	Bankers Cheque	135,300
863	Ngororga Day	Bankers Cheque	134,500
864	Arokyet Girls Secondary School	Bankers Cheque	129,000
865	Chepcholiet Day Sec. School	Bankers Cheque	125,000
866	Sacred Heart Roret Girls Secondary School	Bankers Cheque	124,300
867	St Brigid Girls High School Chemelet	Bankers Cheque	124,000
868	Kiptobon Sec	Bankers Cheque	120,000
869	Kibolgong Secondary	Bankers Cheque	113,000
870	Kaptebengwo Sec.	Bankers Cheque	111,000
871	Chepkulgong Sec School	Bankers Cheque	109,000
872	Kaminjeiwa Sec.	Bankers Cheque	105,000
873	Kabitungu Sec School	Bankers Cheque	99,600
874	St. Monica Chebangang	Bankers Cheque	96,800
875	Our Lady Of Angels Girls	Bankers Cheque	84,500
876	Ngesumin Girls	Bankers Cheque	78,500
877	Tepkutwet Sec	Bankers Cheque	77,000

878	Cherara Mixed Day Secondary	Bankers Cheque	76,000
879	Cheplanget Boys Secondary School	Bankers Cheque	74,300
880	Litein Day Sec School	Bankers Cheque	73,000
881	Getarwet Day	Bankers Cheque	72,500
882	Chemoiben sec sch	Bankers Cheque	71,600
883	Chebitet Secondary School	Bankers Cheque	63,000
884	Lelach Girls sec sch	Bankers Cheque	59,500
885	Nelson Mandela Sec	Bankers Cheque	57,500
886	Moi Minaret Boys High School	Bankers Cheque	52,000
887	Kamungei Sec	Bankers Cheque	48,500
888	Kaminjeiwet sec sch	Bankers Cheque	47,000
889	Ngoina Sec	Bankers Cheque	39,500
890	Sosit Day	Bankers Cheque	34,500
891	Kenya Star Girls	Bankers Cheque	31,500
892	Kibugat Secondary School	Bankers Cheque	29,500
893	Bureti Ecde Teachers College	Bankers Cheque	27,500
894	Cheptalal Girls	Bankers Cheque	27,500
895	Rungut Day Sec	Bankers Cheque	24,000
896	Simot Sec.	Bankers Cheque	21,000
897	Boito Day Sec School	Bankers Cheque	17,500
898	Chemelet Sec	Bankers Cheque	15,000
899	Togomin Secondary School	Bankers Cheque	9,000
900	Kabobok Girls High School	Bankers Cheque	765,972
901	Sosiot Girls	Bankers Cheque	747,300
902	Chepkutung Secondary Scool	Bankers Cheque	601,800
903	Chepkoton Girls	Bankers Cheque	555,296
904	Kaptebeswet Secondary School	Bankers Cheque	522,500
905	Cheptenye Boys	Bankers Cheque	521,900
906	Chemamul Boys High School	Bankers Cheque	515,848
907	Kapmaso Boys High School	Bankers Cheque	446,827
908	Kabianga Girls	Bankers Cheque	405,600
909	Chepkosilen Sec	Bankers Cheque	401,250
910	Moi Tea Gilrs Sec School	Bankers Cheque	372,900
911	Kaptebeswet Girls	Bankers Cheque	328,300
912	Seretet Sec School	Bankers Cheque	321,500
913	Kabianga Boys High School	Bankers Cheque	283,800
914	Nyabangi Sec	Bankers Cheque	252,800
915	Borborwet Secondary School	Bankers Cheque	249,000
916	Kapsoiyo Secondary School	Bankers Cheque	248,500
917	Cheptorriet Secodary School	Bankers Cheque	229,300
918	Kipsigis Girls	Bankers Cheque	229,300
919	Kibinge Girls Sec School	Bankers Cheque	208,700
920	Getumbe Secondary School	Bankers Cheque	195,000
921	Kipsolu Sec School	Bankers Cheque	194,500

878	Cherara Mixed Day Secondary	Bankers Cheque	76,000
879	Cheplanget Boys Secondary School	Bankers Cheque	74,300
880	Litein Day Sec School	Bankers Cheque	73,000
881	Getarwet Day	Bankers Cheque	72,500
882	Chemoiben sec sch	Bankers Cheque	71,600
883	Chebitet Secondary School	Bankers Cheque	63,000
884	Lelach Girls sec sch	Bankers Cheque	59,500
885	Nelson Mandela Sec	Bankers Cheque	57,500
886	Moi Minaret Boys High School	Bankers Cheque	52,000
887	Kamungei Sec	Bankers Cheque	48,500
888	Kaminjeiwet sec sch	Bankers Cheque	47,000
889	Ngoina Sec	Bankers Cheque	39,500
890	Sosit Day	Bankers Cheque	34,500
891	Kenya Star Girls	Bankers Cheque	31,500
892	Kibugat Secondary School	Bankers Cheque	29,500
893	Bureti Ecde Teachers College	Bankers Cheque	27,500
894	Cheptalal Girls	Bankers Cheque	27,500
895	Rungut Day Sec	Bankers Cheque	24,000
896	Simot Sec.	Bankers Cheque	21,000
897	Boito Day Sec School	Bankers Cheque	17,500
898	Chemelet Sec	Bankers Cheque	15,000
899	Togomin Secondary School	Bankers Cheque	9,000
900	Kabobok Girls High School	Bankers Cheque	765,972
901	Sosiot Girls	Bankers Cheque	747,300
902	Chepkutung Secondary Scool	Bankers Cheque	601,800
903	Chepkoton Girls	Bankers Cheque	555,296
904	Kaptebeswet Secondary School	Bankers Cheque	522,500
905	Cheptenye Boys	Bankers Cheque	521,900
906	Chemamul Boys High School	Bankers Cheque	515,848
907	Kapmaso Boys High School	Bankers Cheque	446,827
908	Kabianga Girls	Bankers Cheque	405,600
909	Chepkosilen Sec	Bankers Cheque	401,250
910	Moi Tea Gilrs Sec School	Bankers Cheque	372,900
911	Kaptebeswet Girls	Bankers Cheque	328,300
912	Seretet Sec School	Bankers Cheque	321,500
913	Kabianga Boys High School	Bankers Cheque	283,800
914	Nyabangi Sec	Bankers Cheque	252,800
915	Borborwet Secondary School	Bankers Cheque	249,000
916	Kapsoiyo Secondary School	Bankers Cheque	248,500
917	Cheptorriet Secodary School	Bankers Cheque	229,300
918	Kipsigis Girls	Bankers Cheque	229,300
919	Kibinge Girls Sec School	Bankers Cheque	208,700
920	Getumbe Secondary School	Bankers Cheque	195,000
921	Kipsolu Sec School	Bankers Cheque	194,500

922	Kapchebet Girls	Bankers Cheque	187,500
923	Keben Secondary School	Bankers Cheque	168,800
924	Cheribo Day Secondary School	Bankers Cheque	132,500
925	Marinyin Sec School	Bankers Cheque	127,500
926	Kaplutiet Sec	Bankers Cheque	114,000
927	Ainapko Secondary School	Bankers Cheque	101,000
928	Kiptome High Sch.	Bankers Cheque	81,800
929	Kakibei Aic	Bankers Cheque	119,600
930	Chebiriirbei Sec Schoo	Bankers Cheque	73,900
931	Kapkeburu Sec	Bankers Cheque	62,500
932	Chumo High School	Bankers Cheque	62,000
933	Kapkitiomy Sec	Bankers Cheque	49,828
934	Teldet Secondary School	Bankers Cheque	37,000
935	Chebungunon Secondary School	Bankers Cheque	34,500
936	Chemamul Mix Day Sec	Bankers Cheque	21,042
937	Kamaso Sec School	Bankers Cheque	6,000
938	Belgut Taptugen Starehe	Bankers Cheque	3,000
939	Cheronget Secondary School	Bankers Cheque	2,000
	<b>TOTAL</b>		<b>65,307,111</b>

6 UNIVERSITIES

	INSTITUTION	CHEQ NO	AMOUNT
1	kenya highlands evangelical univ	6921	305,845
2	kenya methodist university	6369	9,000
3	kiriri women uni	6818	76,500
4	technical univ of mombasa	7189	219,600
5	university of eldoret	6513	877,400
6	kenya methodist uni	6825	46,200
7	south eastern kenya university	7048	222,800
8	kca univ	6915	34,500
9	kabarak university	6893	360,900
10	laikipia university	7707	609,845
11	garissa univ	7284	5,000
12	uzima univ	6507	26,000
13	zetech univ	6522	65,000
14	multimedia uni	6840	136,500
15	jaramogi oginga ondinga univ	6656	279,400
16	technical univ of kenya	7188	206,500
17	egerton univ	7156	855,100
18	embu univ	7167	131,845
19	pwani univer	7163	172,800
20	chuka univ	6320	461,200
21	meru univer	6552	236,900
22	maasai mara univ	6681	264,500
23	kibabii univ	6989	204,400
24	mt kenya university	6771	900,500
25	mt kenya university	6772	152,200
26	Masinde Muliro University	6196	471,700
27	gretsa univ	7299	36,000
28	university of kabianga	6504	768,954
29	kenyatta university	6741	900,000
30	kenyatta university	6742	183,140
31	moi univer	6544	900,000
32	moi univer	6545	230,300
33	university of kabianga	7846	5,000
34	moi university	7881	6,000
35	uea niversity of eastern africa baraton	6888	57,000
36	machakos univ	6388	223,100
37	great lakes university	7440	35,000
38	the east africa university kajiado	7818	21,845
39	dedan kimathi sec univ	7146	301,700
40	maseno university	6354	363,045

41	taita taveta univ	7472	107,700
42	university of nairobi	6510	335,600
43	rongo univer	7565	192,700
44	cooperative of kenya	7400	150,000
45	the cooperative univ	7630	43,000
46	dystar univ	6605	16,500
47	jkuat	6663	327,400
48	presbyterian university of east africa	7898	4,000
49	scot christian univer	7550	16,000
50	embu university	7951	9,000
51	maseno university	7949	7,500
52	moi university	7953	40,000
53	muranga university	7902	37,500
54	university of eldoret	7950	12,000
55	tomboya univer	7646	41,000
56	egerton university	7933	15,000
57	karatina univ	7235	260,000
58	pan africa christian univ	7312	10,000
59	technical university kenya	7845	4,000
60	lukenya university	7739	4,500
61	university of eldoret	7848	5,000
62	alupe university	6205	4,000
63	catholic uea	6323	29,000
64	university of eastern africaa baraton	7984	16,000
65	Moi university	7980	10,000
66	st paul university	7927	28,000
67	catholic university of east africa	7358	7,000
68	university of agri tech	7990	5,000
69	presbyterian univer	7361	5,000
70	embu university	7997	66,700
71	technical university of mombasa	7978	11,000
72	masinde muliro univer	7918	5,000
73	riara university	7329	18,500
74	kisii university	8003	6,000
75	university of nairobi	7847	5,000
76	university of kabianga	8020	56,000
77	Machakos University	7961	19,000
78	masinde muliro university	7974	6,000
79	Multi media university	8044	8,000
80	usiu	8024	3,000
81	st paul university	8045	16,000
82	pwani university	8007	5,500
83	masinde muliro university	8056	15,000
84	University of Kabianga	Bankers Cheque	1,908,754
	<b>TOTAL</b>		<b>15,255,073</b>

7 ADMINISTRATIVE COSTS			
	INSTITUTION	CHEQ NO	AMOUNT
1	kipchumba s koskey-Adm costs	7894	900,000
2	kipchumba s koskey-Adm costs	7896	879,160
3	kipchumba s koskey-Adm costs	7901	700,000
4	kipchumba s koskey-Adm costs	8019	83,000
5	kipchumba s koskey-Adm costs	8021	83,700
6	kipchumba s koskey-Adm costs	8023	100,000
7	kipchumba s koskey-Adm costs	8061	73,000
8	Emily sang-Adm costs	8065	15,000
9	ADM COST	8066	142,000
10	Emily sang-Adm costs	8069	40,000
11	ADM COST	8067	71,000
12	ADM COST	8068	125,050
13	Emily sang-Adm costs	8072	100,000
14	ADM COST	8070	192,000
15	ADM COST	8071	138,000
16	Emily sang-Adm costs	1	700,000
17	Emily sang-Adm costs	2	500,000
18	RED OAK- adm cost	3	900,000
19	RED OAK- adm cost	4	958,500
	Unpaid eft		(19,640)
		<b>TOTAL</b>	<b>6,680,770</b>

8 BANK CHARGES

	INSTITUTION	CHEQ NO	AMOUNT
1	Bank Charges		8,534
2	bank charges		1,540
3	Bank Charges		770
4	BANK CHARGES		2,520
5	BANK CHARGES		29,100
		TOTAL	42,464

M