

REPUBLIC OF KENYA



Enhancing Accountability



REPORT

THE NATIONAL ASSEMBLY
PAPERS LAID

PARLIAMENT
OF KENYA
LIBRARY

DATE:	11 MAR 2025	DAY:	Tuesday
OF	Itoni Owen Bansa MP Deputy Majority Leader		
TABLED BY:	Gethunde Chebet		
CLERY-AT THE-TABLE:			



THE AUDITOR-GENERAL

ON

KAGUMO HIGH SCHOOL

**FOR THE YEAR ENDED
30 JUNE, 2022**

NYERI COUNTY



KAGUMO HIGH SCHOOL

ANNUAL REPORT AND FINANCIAL
STATEMENTS

FOR THE FINANCIAL YEAR ENDED
30TH JUNE 2022

Prepared in accordance with the Cash Basis of Accounting Method under the International Public Sector Accounting Standards (IPSAS)

Table of Contents	Page
1. Acronyms and Glossary of Terms	ii
2. Key School Information and Management.....	iii
3. Summary Report of Performance of the School.....	vi
4. Statement of School Management Responsibility	xiv
5. Report of the Independent Auditors (<i>To be attached</i>)	xv
6. Statement of Receipts and Payments for the Year Ended 30 th June 2022	1
7. Statement of Assets and Liabilities as at 30 th June 2022	2
8. Statement of Cash Flows for the Year Ended 30 th June 2022.....	3
9. Statement of Budgeted versus Actual Amounts for the Year Ended 30 th June 2022.....	4
10. Significant Accounting Policies	6
11. Notes to the Financial Statements.....	8
12. Progress on Follow Up of Auditor Recommendations.....	13
13. Annexes	14

1. Acronyms and Glossary of Terms

BOM	Board of Management
CEB	County Education Board
IPSAS	International Public Sector Accounting Standards
KCSE	Kenya Certificate of Secondary Education
PFM	Public Finance Management
PSASB	Public Sector Accounting Standards Board
FDSE	Free Day Secondary Education

2. Key School Information and Management

(a) Background information

The school is domiciled in Kenya and its operations are governed under the Basic Education Act, 2013. It is located in Nyeri County, Nyeri Central Sub-County.

The school was renewed in January (01)/2020 under registration number 19S00300162 and is currently categorized as a National public school established, owned and operated by the Government.

The school is a boarding school and had 1817 number of students as at 30th June 2022 respectively.

It has 9 streams from Form 1 to Form 4 and 60 teachers of which 15 teachers are employed by the School Board of Management.

(b) School Board of Management - Board Members

The School Board of Management established under Section 55 of the Basic Education Act, 2013; is composed of the following members:

Ref:	Name of Board Member	Designation	Date of appointment
1	Dr.Mathenge Nduhiu	Chairman-Special interest	04/03/2019
2	Dr.Silas Mwirigi	Secretary - Principal	04/03/2019
3	Hon.Justice Joseph Kiplagat	Member-Rep.Parent/local community	04/03/2019
4	Mr.Mohammed Abdullahi Adan	Member-Rep.Parent/local community	04/03/2019
5	Mrs.Joy Nkirote	Member-Rep.Parent/local community	04/03/2019
6	Dr.Simeon Otieno Onyango	Member-Rep.Parent/local community	04/03/2019
7	Dr.Jane Kinya Miriti	Member-Rep.Parent/local community	04/03/2019
8	Mr.Eusevio Mwangi Wangechi	Member-Rep.Parent/local community	04/03/2019
9	Pastor Dorcas Rigathi	Member-Representing CEB	04/03/2019
10	Mr.Jamleck Njiraini	Member Rep Teachers	04/03/2019
11	Peter Wambugu Ngunjiri	Member Rep sponsor	04/03/2019
12	Bishop Edward Buria	Member-Rep sponsor	04/03/2019
13	Mrs.Anne Thuita Kimemia	Member-Rep sponsor	04/03/2019
14	Ms.Lear Mumbi Njoroge	Member-Rep Special interest	04/03/2019
15	Arch Benson Mwenje	Member-Co-opted	04/03/2019
16	Mrs,Naomi Ngumo	Member-Co-opted	04/03/2019

The function of the School Board of Management include:

- Promote the best interests of the school and ensure its development.
- Promote quality education for all pupils in accordance with the standards set under the Basic Education Act, 2013
- Ensure and assure the provision of proper and adequate facilities for the school
- Manage the School's affairs in accordance with the rules and regulations governing occupational safety and health.
- Advise the County Education Board on the staffing needs of the school.
- Determine cases of students' discipline and make reports to the CEB
- Prepare comprehensive termly report on all areas of its mandate and submit the report to CEB
- Administer and manage the resources of the school
- Receive, collect and account for any funds accruing to the institution in accordance with Article 226 (1) (a) of the Constitution of Kenya, Section 81 of the Public Finance Management Act, 2012 and the Fourth Schedule paragraph 21 and 23 of the Basic Education Act, 2013.

(c) Committees of the Board

Ref	Name of Committee	Names of Members	Designation	Number of meetings attended during the year
1	Executive committee	Dr.Nduhiu Mathenge Dr.Silas Mwirigia Eng.Robert Njoroge Mrs Joy Nkirote Dr.Jane Kinya	Chairman Secretary Member Member Member	5
2	Finance, procurement and general purposes committee	Mrs.Joy Nkirote Dr.Silas Mwirigia Arch.Benson Mwanje Rev.Canon Wambugu Pastor Dorcas Rigathi	Chairman Secretary Member Member Member	4
3	Academic committee	Mr.Mohammed Adan Dr.Silas Mwirigia Dr.Jane Kinya Mrs.Naomi Ngumo Mr,Jamleck Njiraini	Chairman Secretary Member Member Member	4
4	Discipline and welfare committee	Bishop Edward Buria Dr. Silas Mwirigia Dr.Simeon Onyango Mr.Eusevio Mwangi Mr.Kinyua Karuiru	Chairman Secretary Member Member Member	4
6	Audit Committee	Dr. Nduhiu Mathenge Dr. Silas Mwirigi Eng. Robert Njoroge Pastor Dorcas Rigathi Dr. Justice Joseph Serгон	Chairman Secretary Member Member Member	

(d) School Operation Management

For the financial year ended 30th June 2022 the school day-to-day management was under the following persons:

Ref:	Designation	Name	TSC Number
1	Principal	Dr.Silas Mwirigi	TSC No. 335817
2	Deputy Principal	Anthony Kinyua Karuiru	TSC No. 406056
3	Deputy Principal	Daniel King'ori Gitonga	TSC No. 406896
4	School Bursar	Stephen Kariuki Mwangi	ID No. 22556544

(e) Schools contacts

Post Office Box: 69-102, Kiganjo
Telephone: 0713425959
E-mail: kagumoh@gmail.com
Website: www.kagumohighschool.sc.ke

(f) School Bankers

The school operates 6 bank accounts and 1 Paybill as follows:

<u>Name of Bank</u>	<u>Account Number</u>	<u>Branch</u>	<u>Postal Address</u>
1. KCB	1101878959	Nyeri	215-10100
2. KCB	1101890789	Nyeri	215-10100
3. KCB	1101892943	Nyeri	215-10100
4. KCB	1135521670	Nyeri	215-10100
5. ABSA	2029792693	Nyeri	239-10100
6. EQUITY	0110295367739	Nyeri	2064-10100
7. Mpesa Paybill No.	Linked to Equity Bank Account Number 0110295367739		

(g) Independent Auditors

Auditor General
Anniversary Towers, University Way
P.O. Box 30084
GPO 00100
Nairobi, Kenya

3. Summary Report of Performance of the School

The following is a summary report of the performance of the school against the set performance evaluation criteria:

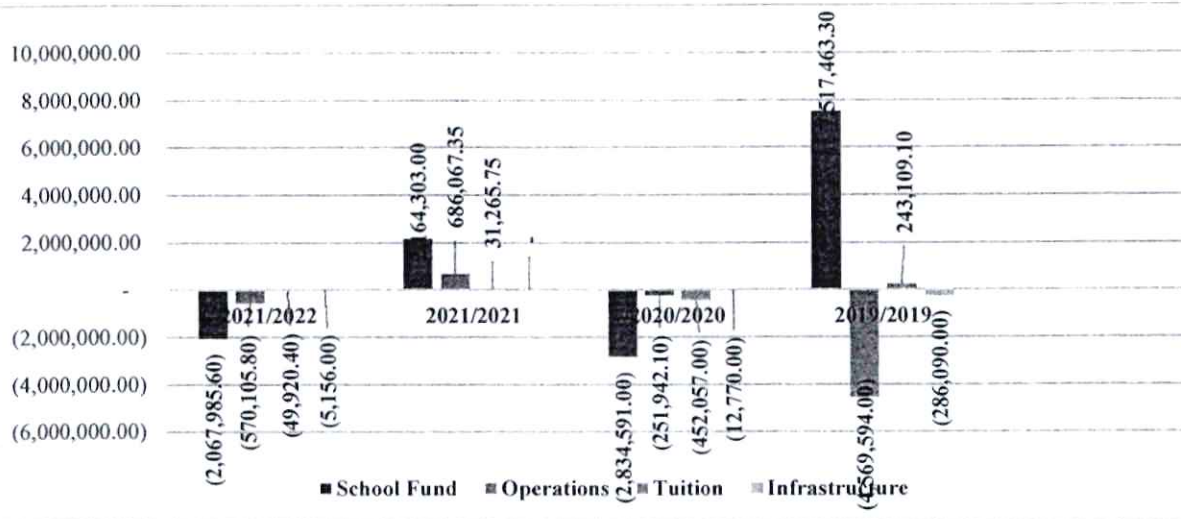
a) Financial performance:

Under this section, it reflects the actual financial performance trend for the year and last three years which covers a period of 12 months except for the financial year 2021/2021 (from 1st January 2021 to 30th June 2021) which covers a period of 6 months and is summarised as follows:

Surplus/Deficit for the year and a comparison of the last three years

Sno	Description	2021/2022	2021/2021	2020/2020	2019/2019
		12 Months	6 Months	12 Months	12 Months
		1st July. 2021 - 30th June 2022	1st Jan. 2021 - 30th June 2021	1st Jan. 2020 - 31st Dec. 2020	1st Jan. 2019 - 31st Dec. 2019
		Kshs	Kshs	Kshs	Kshs
1	School Fund Account	(2,067,985.60)	2,164,303.00	(2,834,591.60)	7,517,463.30
2	Operations Account	(570,105.80)	686,067.35	(251,942.10)	(4,569,594.00)
3	Tuition Account	(49,920.40)	31,265.75	(452,057.00)	243,109.10
4	Infrastructure Account	(5,156.00)	-	(12,770.00)	(286,090.00)
	TOTAL	(2,693,167.80)	2,881,636.10	(3,551,360.70)	2,904,888.40
	Increase/Decrease	(5,574,803.90)	6,432,996.80	(6,456,249.10)	(10,751,532.35)

Trend over for the year and a comparison of the last three years



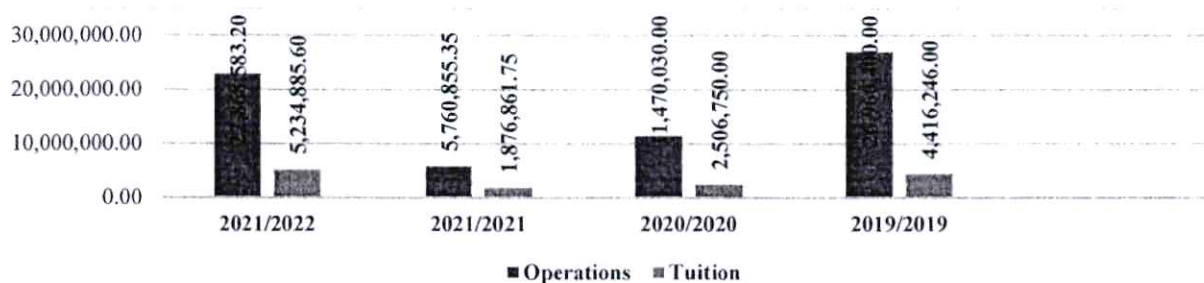
The surplus for the financial year 2021/2022 decreased by Kshs 5,574,803.90 to a deficit of Kshs 2,693,167.80 from a surplus of Kshs 2,881,636.10 in the financial year 2021/2021 due more activities during the financial year as compared with the financial year 2021/2021.

The current financial year 2021/2022 covers a period of 12 while comparative year covers a period of 6 months.

Capitation grants from the Ministry of Education for the year and a comparison of the last three years

Sno	Description	2021/2022	2021/2021	2020/2020	2019/2019
		12 Months	6 Months	12 Months	12 Months
		1st July. 2021 - 30th June 2022	1st Jan. 2021 - 30th June 2021	1st Jan. 2020 - 31st Dec. 2020	1st Jan. 2019 - 31st Dec. 2019
		Kshs	Kshs	Kshs	Kshs
1	Operations Account	22,868,583.20	5,760,855.35	11,470,030.00	26,960,400.00
2	Tuition Account	5,234,885.60	1,876,861.75	2,506,750.00	4,416,246.00
	Total	28,103,468.80	7,637,717.10	13,976,780.00	31,376,646.00
	Increase/Decrease	20,465,751.70	(6,339,062.90)	(17,399,866.00)	11,263,258.60
	No of Students	1817	1618	1484	1410
	Ratio of Capitation per student	1:15,467.00	1:4,720.00	1:9,418.00	1:22,244.00
	Retained Capitation per student per year	6,777.00	17,524.00	12,826.00	-

Trend over for the year and a comparison of the last three years



The capitation grant for the financial year 2021/2022 was Kshs 28,103,468.80 as compared to Kshs 7,637,717.10 in the financial year 2021/2021 representing an increase of Kshs 20,465,751.70. The net increase is mainly attributed by increase in students' enrolment and coverage of 12 months as compared with the comparative year which covered a period of 6 months.

In the current financial year, the Ministry of Education retained capitation grant of Kshs 6,777.00 per student.

Overview of growth of Miscellaneous income(s) for the year and a comparison of the last three years

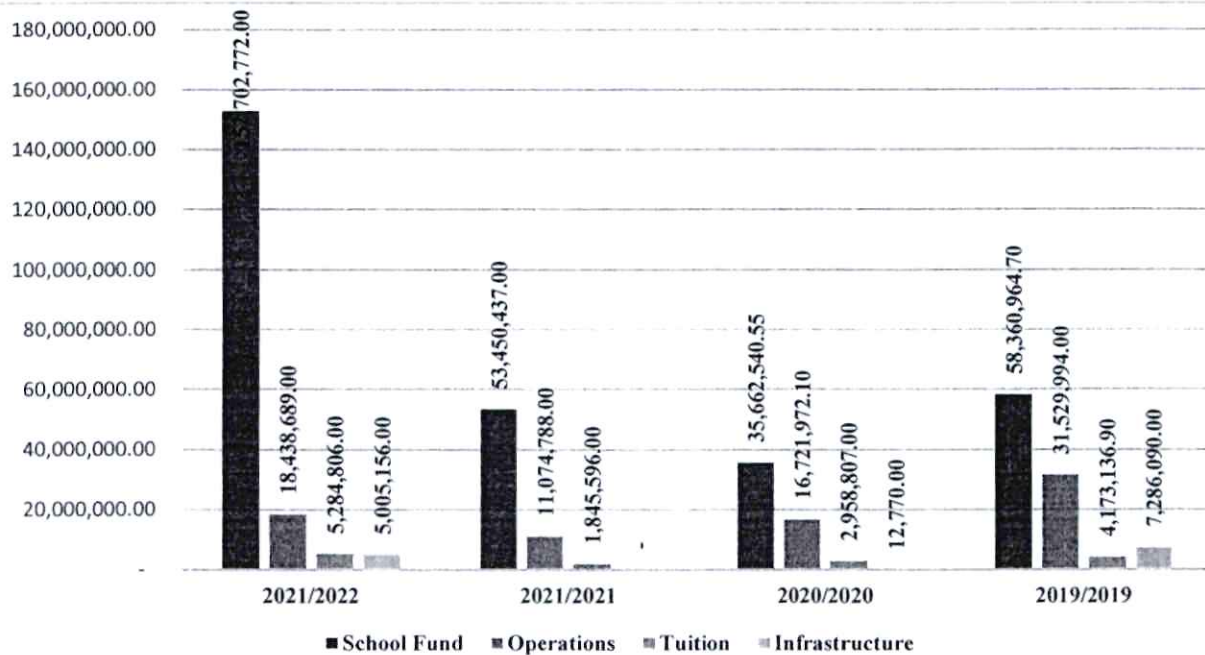
Sno	Description	2021/2022	2021/2021	2020/2020	2019/2019
		12 Months	6 Months	12 Months	12 Months
		1st July. 2021 - 30th June 2022	1st Jan. 2021 - 30th June 2021	1st Jan. 2020 - 31st Dec. 2020	1st Jan. 2019 - 31st Dec. 2019
		Kshs	Kshs	Kshs	Kshs
		-	-	-	-
	Total	-	-	-	-

The school has no income generating activities since its inception.

Overview of growth in expenditure of the school for the year and a comparison of the last three years

Sno	Description	2021/2022	2021/2021	2020/2020	2019/2019
		12 Months	6 Months	12 Months	12 Months
		1st July. 2021 - 30th June 2022	1st Jan. 2021 - 30th June 2021	1st Jan. 2020 - 31st Dec. 2020	1st Jan. 2019 - 31st Dec. 2019
		Kshs	Kshs	Kshs	Kshs
1	School Fund Account	152,702,772.00	53,450,437.00	35,662,540.55	58,360,964.70
2	Operations Account	18,438,689.00	11,074,788.00	16,721,972.10	31,529,994.00
3	Tuition Account	5,284,806.00	1,845,596.00	2,958,807.00	4,173,136.90
4	Infrastructure Account	5,005,156.00	-	12,770.00	7,286,090.00
	Total	181,431,423.00	66,370,821.00	55,356,089.65	101,350,185.60
	Increase/Decrease	115,060,602.00	11,014,731.35	(45,994,095.95)	14,813,693.30

Trend over for the year and a comparison of the last three years

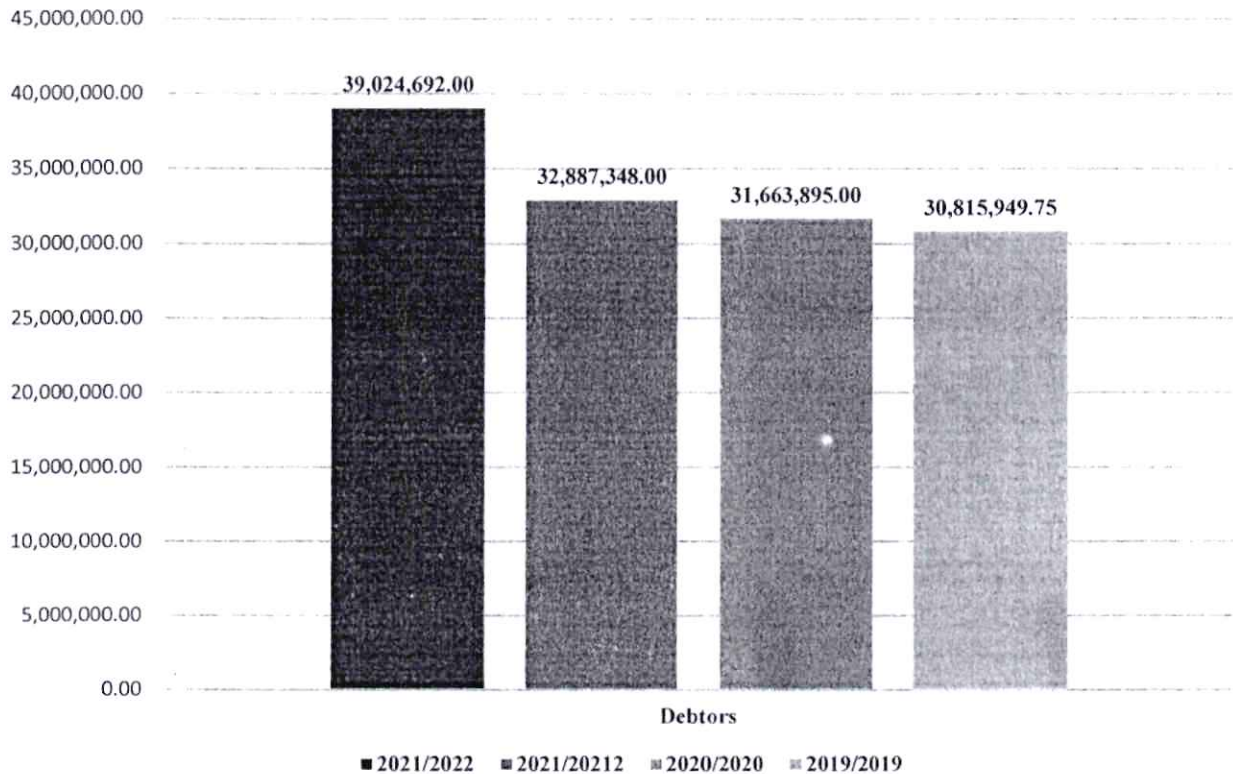


In the financial year 2021/2022 shows an increase of growth in expenditure of Kshs 115,060,602.00 to Kshs 181,431,423.00 from Kshs 66,370,821.00 due to the increase in activities during the year and coverage of a period of 12 months as compared with comparative financial year 2021/2021 which covered a period of 6 months.

Movement of debtors of the school for the year and a comparison of the last three years

Sno	Description	2021/2022	2021/2021	2020/2020	2019/2019
		12 Months	6 Months	12 Months	12 Months
		1st July. 2021 - 30th June 2022	1st Jan. 2021 - 30th June 2021	1st Jan. 2020 - 31st Dec. 2020	1st Jan. 2019 - 31st Dec. 2019
		Kshs	Kshs	Kshs	Kshs
a	Debtors	39,024,692.00	32,887,348.00	31,663,895.00	30,815,949.75
	Total	39,024,692.00	32,887,348.00	31,663,895.00	30,815,949.75
	Increase/Decrease	6,137,344.00	1,223,453.00	847,945.25	(1,335,125.25)

Trend over for the year and a comparison of the last three years

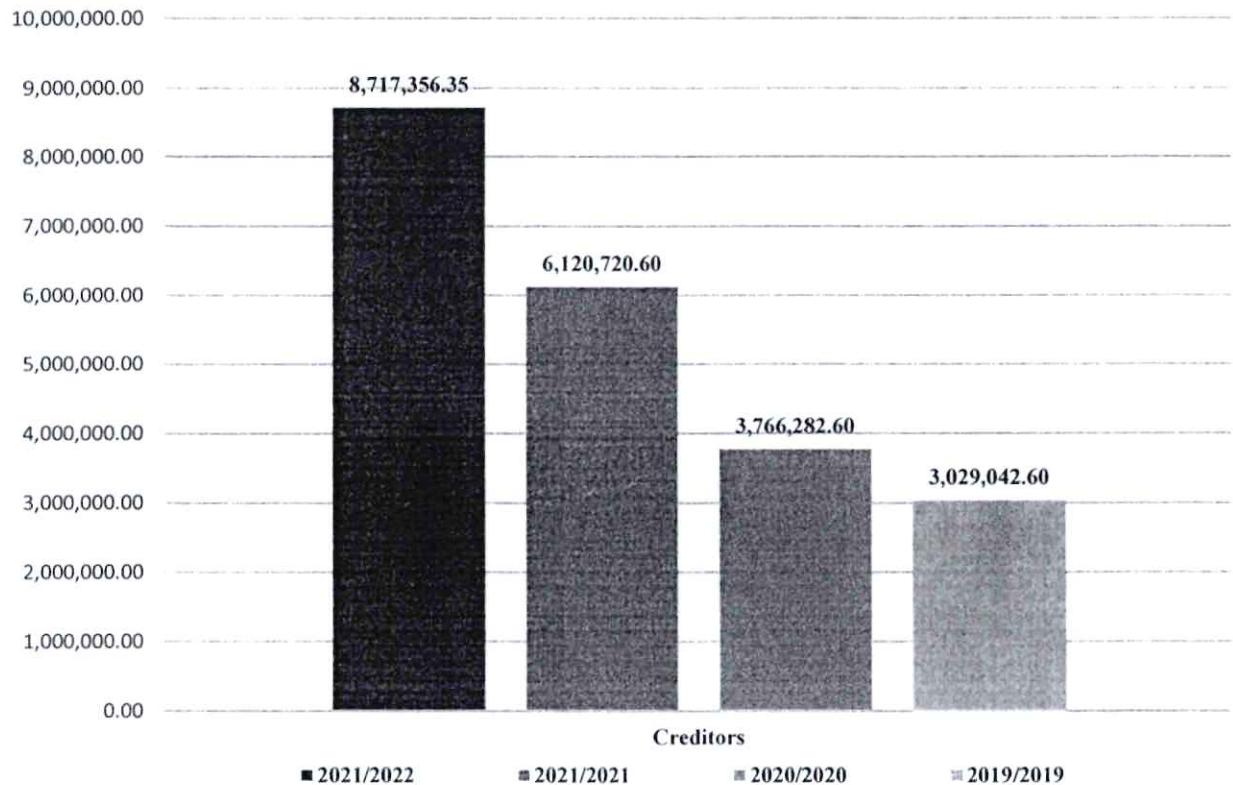


Total debtors as at 30th June 2021 increased by Kshs 16,137,344.00 to Kshs 39,024,692.00 from Kshs 32,887,348.00 as at the end of the financial year 2021/2021. The main contributors to the increase in total debtors are the students' having more fees balances and less recoveries from the prior fee balances.

Movement of creditors of the school for the year and a comparison of the last three years

Sno	Description	2021/2022	2021/2021	2020/2020	2019/2019
		12 Months	6 Months	12 Months	12 Months
		1st July. 2021 - 30th June 2022	1st Jan. 2021 - 30th June 2021	1st Jan. 2020 - 31st Dec. 2020	1st Jan. 2019 - 31st Dec. 2019
		Kshs	Kshs	Kshs	Kshs
a	Creditors	8,717,356.35	6,120,720.60	3,766,282.60	3,029,042.60
	Total	8,717,356.35	6,120,720.60	3,766,282.60	3,029,042.60
	Increase/Decrease	2,596,635.75	2,354,438.00	737,240.00	319,509.60

Trend over for the year and a comparison of the last three years

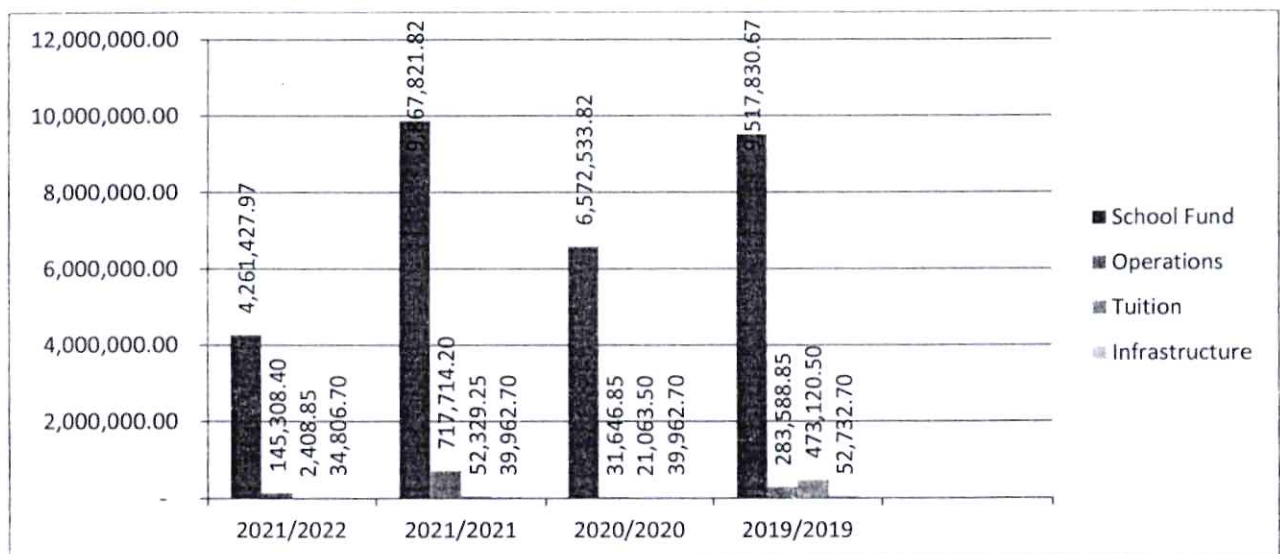


Total creditors as at 30th June 2022 increased by Kshs 2,596,635.75 to Kshs 8,717,356.35 from Kshs 6,120,720.60 at end of the financial year 2021/2021. The main contributors to the increase of total creditors are more school fee paid in advance.

Movement of Cash and Bank Balances of the school for the year and a comparison of the last three years

Sno	Description	2021/2022	2021/2021	2020/2020	2019/2019
		12 Months	6 Months	12 Months	12 Months
		1st July. 2021 - 30th June 2022	1st Jan. 2021 - 30th June 2021	1st Jan. 2020 - 31st Dec. 2020	1st Jan. 2019 - 31st Dec. 2019
		Kshs	Kshs	Kshs	Kshs
1	School Fund Account	4,261,427.97	9,867,821.82	6,572,533.82	9,517,830.67
2	Operations Account	145,308.40	717,714.20	31,646.85	283,588.85
3	Tuition Account	2,408.85	52,329.25	21,063.50	473,120.50
4	Infrastructure Account	34,806.70	39,962.70	39,962.70	52,732.70
	Total	4,443,951.92	10,677,827.97	6,665,206.87	10,327,272.72
	Increase/Decrease	(6,233,876.05)	4,012,621.10	(3,662,065.85)	(7,666,860.10)

Trend over for the year and a comparison of the last three years



Movement of cash and bank balances as at 30th June 2022 decreased by Kshs 6,233,876.05 to Kshs 4,443,951.92 from Kshs 10,677,827.97 as at 30th June 2021.

Kagumo Boys' High School
Annual Report and Financial Statements for the year ended 30th June 2022

b) Teacher Student ratio:

Between the month of 1st July 2021 and 30th June 2022, the status of the teaching staff is as follows:

No. of Teachers (TSC)	No. of Students	Teachers Student Ratio
50	1817	1:36

There are 50 teachers posted by the Teachers Service Commission and 13 recruited by the Board of Management. We have a shortage of 13 teachers from the given CBE. This is due to increase in enrolment.

c) Mean score in the year 2021,2020 and 2019 KCSE:

Year	Gender	Entry	Mss	Grade	Dev	Comment	University Entry
2021	M	347	9.77	B+	0.36	Improvement	336
2020	M	285	9.41	B	0.42	Improvement	273
2019	M	304	8.99	B	1.03	Improvement	278

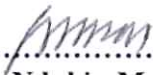
d) Capacity of the school:

Currently the school has an enrolment of 1817 students and enrolment is expected to increase rapidly up to 2000 students by the end of the next financial year 2022/2023. Below is the table tabulating the capacity of the school facilities

Sno.	Facility	Expected	Current	Shortage	Comment
1	Dinning Hall	4	2	2	There is need to construct 2 more dinning hall which can accomodate 2000 students
2	Laboratories	10	5	5	There is need to construct 5 more laboratories in order to reduce number of groups during KCSE science practicals
3	Toilets	186	186	-	There are enough toilets as per Ministry of Health(MOH)
4	Classes	53	45	8	There is need to construct 8 more classrooms to decongest the current enrolment.


e) Development projects carried out by the school:

Sno.	Project	Year	Status	Amount(Kshs)	Source of Funding
2	Construction of a dormitory	2021-2022	Completed 2 nd floor	5,012,770.00	Maintenance & Improvement (MOE)




 Dr. Nduhiu Mathenge
 Chairperson,
 Board of Management

Kagumo Boys' High School
 Date: 18th June 2024



 Dr. Silas Mwirigi
 Secretary,
 Board of Management
 /Principal

Kagumo Boys' High School
 Date: 18th June 2024



 Stephen Kariuki (Mr)

Bursar

Kagumo Boys' High School
 Date: 18th June 2024


4. Statement of School Management Responsibility

Section 81 (1) of the Public Finance Management Act, 2012 requires that, at the end of each financial year, each National Government School shall prepare financial statements in respect of that school. Section 81 (3) requires the financial statements so prepared to be in a form that complies with relevant accounting standards as prescribed by the Public Sector Accounting Standards Board (PSASB) of Kenya from time to time.


Schedule 4 (Section 23) of the Education Act, 2013 requires the Board of Management of a public institution of basic education to keep all proper books and records of accounts of the income, expenditure and assets of the institution.

The Board of Management of Kagumo Boys' High School accepts responsibility for the school's financial statements, which have been prepared on the Cash Basis Method of Financial Reporting, using appropriate accounting policies in accordance with International Public Sector Accounting Standards (IPSAS).


The Board of Management is of the opinion that the school's financial statements give a true and fair view of the state of the school's transactions during the financial year ended 30th June, 2022, and of the school's financial position as at that date.


.....
Dr. Nduhiu Mathenge
Chairperson,
Board of Management

Kagumo Boys' High School
Date: 18th June 2024


.....
Dr. Silas Mwirigi
Secretary,
Board of Management
/Principal

Kagumo Boys' High School
Date: 18th June 2024


.....
Stephen Kariuki (Mr)
Bursar

Kagumo Boys' High School
Date: 18th June 2024

REPUBLIC OF KENYA

Telephone: +254-(20) 3214000
Email: info@oagkenya.go.ke
Website: www.oagkenya.go.ke



HEADQUARTERS
Anniversary Towers
Monrovia Street
P.O Box 30084-00100
NAIROBI

REPORT OF THE AUDITOR-GENERAL ON KAGUMO HIGH SCHOOL FOR THE YEAR ENDED 30 JUNE, 2022 - NYERI COUNTY

PREAMBLE

I draw your attention to the contents of my report which is in three parts:

- A. Report on the Financial Statements that considers whether the financial statements are fairly presented in accordance with the applicable financial reporting framework, accounting standards and the relevant laws and regulations that have a direct effect on the financial statements.
- B. Report on Lawfulness and Effectiveness in Use of Public Resources which considers compliance with applicable laws, regulations, policies, gazette notices, circulars, guidelines and manuals and whether public resources are applied in a prudent, efficient, economic, transparent and accountable manner to ensure the Government achieves value for money and that such funds are applied for the intended purpose.
- C. Report on the Effectiveness of Internal Controls, Risk Management and Governance which considers how the entity has instituted checks and balances to guide internal operations. This responds to the effectiveness of the governance structure, risk management environment and internal controls, developed and implemented by those charged with governance for orderly, efficient and effective operations of the entity.

An unmodified opinion does not necessarily mean that an entity has complied with all relevant laws and regulations and that its internal controls, risk management and governance systems are properly designed and were working effectively in the financial year under review.

The three parts of the report are aimed at addressing the statutory roles and responsibilities of the Auditor-General as provided by Article 229 of the Constitution, the Public Finance Management Act, 2012 and the Public Audit Act, 2015. The three parts of the report when read together constitute the report of the Auditor-General.

REPORT ON THE FINANCIAL STATEMENTS

Qualified Opinion

I have audited the accompanying financial statements of Kagumo High School - Nyeri County set out on pages 1 to 13, which comprise of the statement of financial assets and financial liabilities as at 30 June, 2022, the statement of receipts and payments, statement

of cash flows and statement of budgeted versus actual amounts for the year then ended and a summary of significant accounting policies and other explanatory information in accordance with the provisions of Article 229 of the Constitution of Kenya and Section 35 of the Public Audit Act, 2015. I have obtained all the information and explanations which to the best of my knowledge and belief, were necessary for the purpose of the audit.

In my opinion, except for the effect of the matters described in the Basis for Qualified Opinion section of my report, the financial statements present fairly, in all material respects, the financial position of the Kagumo High School - Nyeri County as at 30 June, 2022 and of its financial performance and its cash flows for the year then ended, in accordance with International Public Sector Accounting Standards (Cash Basis) and comply with the Public Finance Management Act, 2012 and the Basic Education Act, 2013.

Basis for Qualified Opinion

1. Unsupported Bank Balances

The statement of financial assets and financial liabilities and as disclosed in Note 9 to the financial statements reflects bank balances of Kshs.4,371,532. Included in this balance are three (3) school fund account balances of Kshs.2,541,031, Kshs.1,537,537, and Kshs.119,360. However, the bank balances were not supported by cash books and bank reconciliation statements. Further, the School maintains a savings account which was not disclosed in the financial statements.

In the circumstances, the accuracy, completeness and existence of bank balances of Kshs.4,371,532 could not be confirmed.

2. Inaccuracies in the Financial Statements

2.1 Variances in Comparative Amounts

The statement of receipts and payments reflects capitation grants for operations comparative amounts of Kshs.5,760,855 against the reported amounts for the previous year of Kshs.11,760,855 resulting in an unexplained and an unreconciled variance of Kshs.6,000,000. Further, the statement of receipts and payments reflects payments for operations amounts of Kshs.5,074,788 against the reported amounts for the previous year of Kshs.11,074,788 resulting in an unexplained and an unreconciled variance of Kshs.6,000,000.

In the circumstances, the accuracy and completeness of the comparative amounts in the financial statements could not be confirmed.

3. Long Outstanding Receivables

The statement of financial assets and financial liabilities and as disclosed in Note 11 to the financial statements reflects accounts receivables balance of Kshs.39,024,692. Included in this balance is outstanding fees arrears of Kshs.10,151,075 and which had been outstanding for more than two (2) years. However, there was no policy on the

impairment of long outstanding fees arrears casting doubt on the fair statement of the accounts receivables balance.

In the circumstances, the accuracy of the reported accounts receivables and the recoverability of the long outstanding fees arrears of Kshs.10,151,075 could not be confirmed.

The audit was conducted in accordance with the International Standards for Supreme Audit Institutions (ISSAIs). I am independent of the Kagumo High School Management in accordance with ISSAI 130 on the Code of Ethics. I have fulfilled other ethical responsibilities in accordance with the ISSAI and in accordance with other ethical requirements applicable to performing audits of financial statements in Kenya. I believe that the audit evidence I have obtained is sufficient and appropriate to provide a basis for my qualified opinion.

Emphasis of Matter

Budgetary Control and Performance

The statement of budgeted versus actual amounts reflects school payments of Kshs.181,431,423 against an approved budget of Kshs.144,476,300 resulting to an over-expenditure of Kshs.36,955,123 or 25% of the budget.

The over-expenditure indicates lack of proper budgetary control and may negatively affect the financial performance of the School.

My opinion is not modified in respect of this matter.

Key Audit Matters

Key audit matters are those matters that, in my professional judgment, are of most significance in the audit of the financial statements. There were no key audit matters to report in the year under review.

REPORT ON LAWFULNESS AND EFFECTIVENESS IN USE OF PUBLIC RESOURCES

Conclusion

As required by Article 229(6) of the Constitution and based on the audit procedures performed, except for the matters described in the Basis for Conclusion on Lawfulness and Effectiveness in Use of Public Resources section of my report, I confirm that nothing else has come to my attention to cause me to believe that public resources have not been applied lawfully and in an effective way.

Basis for Conclusion

1. Late Submission of Financial Statements for Audit

During the year under review, Management submitted the financial statements to the Auditor-General on 15 February, 2023 instead of the statutory deadline of

30 September, 2022. This was contrary to the Ministry of Education Circular Ref.MOE/DSAS/FIN/17/1/17 dated 19 August, 2021 which stated that the School's financial statements should be ready by 30 September, 2022 in compliance with Section 81 of the Public Finance Management Act, 2012 on preparation of the financial statements.

In the circumstances, Management was in breach of the law.

2. Irregular Transfer of Funds to Kenya Secondary Schools Heads Association

The statement of receipts and payments reflects payment for operations amounts of Kshs.23,438,689 which, as disclosed in Note 8 to the financial statements includes Kshs.627,500 transferred to the Kenya Secondary School Heads Association (KESSHA). However, KESSHA is a welfare organization that draws its membership from school principals only. This organization is not defined in Government Funding and there is no assurance that it has implemented effective, efficient, and transparent financial management and internal controls systems to manage the funds transferred by schools.

In the circumstances, the value for money from the transfer of Kshs.627,500 could not be confirmed.

3. Unconfirmed Student Enrollment Data

The statement of receipts and payments reflects capitation grants for tuition, capitation grants for operations and infrastructure grants totalling Kshs.33,103,469. Comparison of data from National Education Management and Information System (NEMIS) with records from the School revealed that during the financial year/period 2021/2022, NEMIS reflected 1601 students while records from the School had 1825 students, resulting to an underfunding of the School by an amount of Kshs.851,424. This was contrary to the Ministry of Education Circular MOE.HQS/3/13/3 dated 16 June, 2021 on implementation of Free Day Secondary Education (FDSE) which requires all learners be registered in NEMIS and the principals to ensure their records are accurate.

In the circumstances, Management was in breach of the law.

The audit was conducted in accordance with ISSAI 4000. The standard requires that I comply with ethical requirements and plan and perform the audit to obtain assurance about whether the activities, financial transactions and information reflected in the financial statements comply, in all material respects, with the authorities that govern them. I believe that the audit evidence I have obtained is sufficient and appropriate to provide a basis for my conclusion.

REPORT ON THE EFFECTIVENESS OF INTERNAL CONTROLS, RISK MANAGEMENT AND GOVERNANCE

Conclusion

As required by Section 7(1)(a) of the Public Audit Act, 2015, based on the audit procedures performed, except for the matter described in the Basis for Conclusion on

Effectiveness of Internal Controls, Risk Management and Governance section of my report, I confirm that nothing else has come to my attention to cause me to believe that internal controls, risk management and governance were not effective.

Basis for Conclusion

Lack of Internal Audit Function and Audit Committee

During the year under review, the School had not constituted an audit committee and an internal audit unit as required by Regulation 166(1) and (2) of the Public Finance Management (National Government), 2015 which states that, the internal audit unit of a National Government entity to assess effectiveness of the School through an internal performance appraisal commenting on its effectiveness in the annual report to The National Treasury.

In the circumstances, the School did not benefit from the oversight role and advice from the audit committee and the internal audit function.

The audit was conducted in accordance with ISSAI 2315 and ISSAI 2330. The standards require that I plan and perform the audit to obtain assurance about whether effective processes and systems of internal controls, risk management and overall governance were operating effectively, in all material respects. I believe that the audit evidence I have obtained is sufficient and appropriate to provide a basis for my conclusion.

Responsibilities of Management and those Charged with Governance

Management is responsible for the preparation and fair presentation of these financial statements in accordance with International Public Sector Accounting Standards (Cash Basis) and for maintaining effective internal controls as Management determines is necessary to enable the preparation of financial statements that are free from material misstatement, whether due to fraud or error and for its assessment of the effectiveness of internal controls, risk management and governance.

In preparing the financial statements, Management is responsible for assessing the School's ability to continue to sustain its services, disclosing, as applicable, matters related to sustainability of services and using the applicable basis of accounting unless Management is aware of the intention to terminate the School or cease its operations.

Management is also responsible for the submission of the financial statements to the Auditor-General in accordance with the provisions of Section 47 of the Public Audit Act, 2015.

In addition to the responsibility for the preparation and presentation of the financial statements described above, Management is also responsible for ensuring that the activities, financial transactions and information reflected in the financial statements comply with the authorities which govern them and that public resources are applied in an effective way.

Those charged with governance are responsible for overseeing the School's financial reporting process, reviewing the effectiveness of how Management monitors compliance with relevant legislative and regulatory requirements, ensuring that effective processes and systems are in place to address key roles and responsibilities in relation to governance and risk management, and ensuring the adequacy and effectiveness of the controls environment.

Auditor-General's Responsibilities for the Audit

The audit objectives are to obtain reasonable assurance about whether the financial statements as a whole are free from material misstatement, whether due to fraud or error, and to issue an auditor's report that includes my opinion in accordance with the provisions of Section 48 of the Public Audit Act, 2015 and submit the audit report in compliance with Article 229(7) of the Constitution. Reasonable assurance is a high level of assurance, but is not a guarantee that an audit conducted in accordance with ISSAIs will always detect a material misstatement and weakness when it exists. Misstatements can arise from fraud or error and are considered material if, individually or in the aggregate, they could reasonably be expected to influence the economic decisions of users taken on the basis of these financial statements.

In addition to the audit of the financial statements, a compliance audit is planned and performed to express a conclusion about whether, in all material respects, the activities, financial transactions and information reflected in the financial statements are in compliance with the authorities that govern them and that public resources are applied in an effective way, in accordance with the provisions of Article 229(6) of the Constitution and submit the audit report in compliance with Article 229(7) of the Constitution.

Further, in planning and performing the audit of the financial statements and audit of compliance, I consider internal controls in order to give an assurance on the effectiveness of internal controls, risk management and overall governance processes and systems in accordance with the provisions of Section 7(1)(a) of the Public Audit Act, 2015 and submit the audit report in compliance with Article 229(7) of the Constitution. My consideration of the internal control would not necessarily disclose all matters in the internal control that might be material weaknesses under the ISSAIs. A material weakness is a condition in which the design or operation of one or more of the internal control components does not reduce to a relatively low level the risk that misstatements caused by error or fraud in amounts that would be material in relation to the financial statements being audited may occur and not be detected within a timely period by employees in the normal course of performing their assigned functions.

Because of its inherent limitations, internal controls may not prevent or detect misstatements and instances of non-compliance. Also, projections of any evaluation of effectiveness to future periods are subject to the risk that controls may become inadequate because of changes in conditions, or that the degree of compliance with the policies and procedures may deteriorate.

As part of an audit conducted in accordance with ISSAIs, I exercise professional judgement and maintain professional skepticism throughout the audit. I also:

- Identify and assess the risks of material misstatement of the financial statements, whether due to fraud or error, design and perform audit procedures responsive to those risks, and obtain audit evidence that is sufficient and appropriate to provide a basis for my opinion. The risk of not detecting a material misstatement resulting from fraud is higher than for one resulting from error, as fraud may involve collusion, forgery, intentional omissions, misrepresentations, or the override of internal controls.
- Evaluate the appropriateness of accounting policies used and the reasonableness of accounting estimates and related disclosures made by Management.
- Conclude on the appropriateness of Management's use of the applicable basis of accounting and based on the audit evidence obtained, whether a material uncertainty exists related to events or conditions that may cast significant doubt on the School's ability to continue to sustain its services. If I conclude that a material uncertainty exists, I am required to draw attention in the auditor's report to the related disclosures in the financial statements or, if such disclosures are inadequate, to modify my opinion. My conclusions are based on the audit evidence obtained up to the date of my audit report. However, future events or conditions may cause the School to cease to continue to sustain its services.
- Evaluate the overall presentation, structure and content of the financial statements, including the disclosures and whether the financial statements represent the underlying transactions and events in a manner that achieves fair presentation.
- Obtain sufficient appropriate audit evidence regarding the financial information and business activities of the School to express an opinion on the financial statements.
- Perform such other procedures as I consider necessary in the circumstances.

I communicate with Management regarding, among other matters, the planned scope and timing of the audit and significant audit findings, including any significant deficiencies in internal controls that are identified during the audit.

I also provide Management with a statement that I have complied with relevant ethical requirements regarding independence and to communicate with them all relationships and other matters that may reasonably be thought to bear on my independence and where applicable, related safeguards.


FCPA Nancy Gathungu, CBS
AUDITOR-GENERAL

Nairobi


18 September, 2024

6. Statement of Receipts and Payments for the Year Ended 30th June 2022


Description	Note	2021/2022	2021/2021
		1 st July 2021 – 30 th June 2022	1 st Jan. 2021 – 30 th June 2021
		12 Months	6 Months
		Kshs	Kshs
Receipts			
Capitation Grants for Tuition	1	5,234,885.60	1,876,861.75
Capitation Grants for Operations	2b	22,868,583.20	-5,760,855.35
Capitation Grants for Infrastructure	3	5,000,000.00	11,760,831.35
School Fund Income- Parents contributions/ Fees	4a	150,634,786.40	55,614,740.00
Total Receipts		183,738,255.20	63,252,457.10
Payments			
Tuition	5	5,284,806.00	1,845,596.00
Operations	6c	23,438,689.00	5,074,788.00
Infrastructure	7	5,005,156.00	-
Boarding and School Fund	8b	152,702,772.00	53,450,437.00
Total Payments		186,431,423.00	60,370,821.00
Surplus/Deficit		(2,693,167.80)	2,881,636.10

The financial statements should be read in conjunction with the accompanying notes.

The school financial statements were approved on 18th June 2024 and signed by:


.....
Dr. Nduhiu Mathenge
Chairperson,
Board of Management

Kagumo Boys' High School
Date: 18th June 2024


.....
Dr. Silas Mwirigi
Secretary,
Board of Management
/Principal

Kagumo Boys' High School
Date: 18th June 2024



.....
Stephen Kariuki (Mr)
Bursar

Kagumo Boys' High School
Date: 18th June 2024


7. Statement of Assets and Liabilities as at 30th June 2022

Description	Note	2021/2022	2021/2021
		1 st July 2021 – 30 th June 2022	1 st Jan. 2021 – 30 th June 2021
		12 Months	6 Months
Financial Assets		Kshs	Kshs
Cash And Cash Equivalents			
Bank Balances	9	4,371,531.92	10,650,327.97
Cash Balances	10	72,420.00	27,500.00
Total Cash and Cash Equivalent		4,443,951.92	10,677,827.97
Accounts Receivables	11	39,024,692.00	32,887,348.00
Total Financial Assets		43,468,643.92	43,565,175.97
Financial Liabilities			
Accounts Payables	12	8,717,356.35	6,120,720.60
Total Financial Liabilities		8,717,356.35	6,120,720.60
Net Financial Assets		34,751,287.57	37,444,455.37
Represented By			
Fund Balance B/Fwd	13	37,444,455.37	34,562,819.27
Surplus/Deficit for the Year		(2,693,167.80)	2,881,636.10
Net Financial Position		34,751,287.57	37,444,455.37


The school financial statements were approved on 18th June 2024 and signed by:


.....
Dr. Nduhiu Mathenge
Chairperson,
Board of Management

Kagumo Boys' High School
Date: 18th June 2024


.....
Dr. Silas Mwirigi
Secretary,
Board of Management
/Principal

Kagumo Boys' High School
Date: 18th June 2024


.....
Stephen Kariuki (Mr)
Bursar

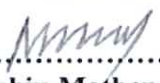
Kagumo Boys' High School
Date: 18th June 2024

8. Statement of Cash Flows for the Year Ended 30th June 2022


Description	Notes	2021/2022	2021/2021
		1 st July 2021 – 30 th June 2022	1 st Jan. 2021 – 30 th June 2021
		12 Months	6 Months
		Kshs	Kshs
Receipts for Operating Income			
Capitation Grants for Tuition	1	5,234,885.60	1,876,861.75
Capitation Grants for Operations	2a & 2b	22,868,583.20	11,760,855.35
Capitation Grants for Infrastructure	3	5,000,000.00	-
School Fund Income- Parents Contributions/ Fees	4	147,794,078.15	56,745,725.00
Total Receipts		180,897,546.95	70,383,442.10
Payments			
Cash Outflows for Tuition	5	5,284,806.00	1,845,596.00
Cash Outflows for Operations	6b	23,438,689.00	11,074,788.00
Cash Outflows for Boarding and School Fund	8b	153,402,772.00	53,450,437.00
Total Payments		182,126,267.00	66,370,821.00
Net Cash flow from Operating Activities		(1,228,720.05)	4,012,621.10
Cash flow from Investing Activities			
Acquisition of Assets	7	(5,005,156.00)	-
Net Cash flow from Investing Activities		(5,005,156.00)	-
Cash flow from Borrowing Activities			
Repayment of Principal Borrowings		-	-
Net Cash Flow from Financing Activities		-	-
Net Increase in Cash and Cash Equivalents		(6,233,876.05)	4,012,621.10
Cash and Cash Equivalent at Beginning of the Year		10,677,827.97	6,665,206.87
Cash and Cash Equivalent at End of the Year		4,443,951.92	10,677,827.97

The above presentation of cash flow statement uses direct method of cash flow presentation.


The school financial statements were approved on 18th June 2024 and signed by:


.....
Dr. Nduhiu Mathenge
Chairperson,
Board of Management

Kagumo Boys' High School
Date: 18th June 2024


.....
Dr. Silas Mwirigi
Secretary,
Board of Management
/Principal

Kagumo Boys' High School
Date: 18th June 2024


.....
Stephen Kariuki (Mr)
Bursar

Kagumo Boys' High School
Date: 18th June 2024

9. Statement of Budgeted versus Actual Amounts for the Year Ended 30th June 2022

Receipt/Expenses Item	Original Budget	Adjustments	Final Budget	Actual on Comparable Basis	% of Utilization
	a	b	c = a+b	d	e = d/c
	Kshs	Kshs	Kshs	Kshs	
Receipts					
(1) Capitation Grant on Tuition					
Lab. Equipment	2,042,400.00	-	2,042,400.00	1,234,000.00	60.42%
T/L Materials	5,624,000.00	-	5,624,000.00	4,000,885.60	71.14%
SMASSE	370,000.00	-	370,000.00	-	0.00%
(2) Capitation Grant on Operations					
Local, Transport & Travelling	908,350.00	-	908,350.00	107,033.00	11.78%
Electricity, Water & Conservancy	2,880,450.00	-	2,880,450.00	-	0.00%
Activity	2,775,000.00	-	2,775,000.00	1,784,077.00	64.29%
Personal Emoluments	12,025,000.00	-	12,025,000.00	11,973,859.00	99.57%
Administration Costs	1,576,200.00	-	1,576,200.00	3,614.20	0.23%
Medical/Insurance	3,700,000.00	-	3,700,000.00	-	0.00%
Repair, Maintenance & Improvement	4,250,000.00	-	4,250,000.00	4,000,000.00	94.12%
(3) Capitation Grant on Infrastructure					
Maintenance & Improvement (MOE)	9,250,000.00	-	9,250,000.00	5,000,000.00	54.05%
(4) Fees Charged on Parents	-	-	-	-	0.00%
Boarding Fees	56,212,250.00	-	56,212,250.00	84,715,509.40	150.71%
Local Travel & Transport	3,470,600.00	-	3,470,600.00	8,009,383.00	230.78%
Repair, Maintenance and Improvement	21,497,000.00	-	21,497,000.00	24,766,200.00	115.21%
Activity	1,476,300.00	-	1,476,300.00	1,809,747.00	122.59%
Electricity, Water and Conservancy	5,550,000.00	-	5,550,000.00	12,058,904.00	217.28%
Personal Emolument	4,780,400.00	-	4,780,400.00	12,301,900.00	257.34%
Administration Costs	6,088,350.00	-	6,088,350.00	6,973,143.00	114.53%
Total Income	144,476,300.00	-	144,476,300.00	178,738,255.20	123.71%

Kagumo Boys' High School
Annual Report and Financial Statements for the year ended 30th June 2022

(6) Expenditure for Tuition					
Lab. Equipment	2,042,400.00	-	2,042,400.00	1,100,000.00	53.86%
T/L Materials	5,624,000.00	-	5,624,000.00	4,183,966.00	74.39%
SMASSE	370,000.00	-	370,000.00	-	0.00%
Bank Charges	-	-	-	840.00	0.00%
(7) Expenditure for Operations					
Local, Transport & Travelling	908,350.00	-	908,350.00	56,334.00	6.20%
Electricity, Water & Conservancy	2,880,450.00	-	2,880,450.00	-	0.00%
Activity	2,775,000.00	-	2,775,000.00	939,000.00	33.84%
Personal Emoluments	12,025,000.00	-	12,025,000.00	6,302,111.00	52.41%
Administration Costs	1,576,200.00	-	1,576,200.00	1,902.00	0.12%
Medical/Insurance	3,700,000.00	-	3,700,000.00	-	0.00%
Repair, Maintenance & Improvement	4,250,000.00	-	4,250,000.00	16,139,342.00	379.75%
(8) Expenditure for Infrastructure					
Construction of a dormitory	9,250,000.00	-	9,250,000.00	5,005,156.00	54.11%
((9) Expenditure for School Fund/Boarding					
Boarding Fees	56,212,250.00	-	56,212,250.00	86,208,525.00	153.36%
Local Travel & Transport	3,470,600.00	-	3,470,600.00	13,040,743.00	375.75%
Repair, Maintenance and Improvement	21,497,000.00	-	21,497,000.00	29,643,876.00	137.90%
Activity	1,476,300.00	-	1,476,300.00	1,926,200.00	130.47%
Electricity, Water and Conservancy	5,550,000.00	-	5,550,000.00	7,246,590.00	130.57%
Personal Emolument	4,780,400.00	-	4,780,400.00	-	0.00%
Administration Costs	6,088,350.00	-	6,088,350.00	14,636,838.00	240.41%
Total Expenditure	144,476,300.00	-	144,476,300.00	181,431,423.00	125.58%

Budget commentary

- i. The school received 123.71% as total revenue as at the end 30th June 2022 due to incorporation of uncollected fee arrears.
- ii. The school utilized 125.58% of the fees collected as at the end 30th June 2022 due to high inflation.

10. Significant Accounting Policies

The principal accounting policies adopted in the preparation of these financial statements are set out below:

1. Statement of compliance and basis of preparation

The financial statements have been prepared in accordance with and comply with International Public Sector Accounting Standards (IPSAS) with particular emphasis on Cash Basis Financial Reporting under the Cash Basis of Accounting and applicable government legislations and regulations. The financial statements comply with and conform to the form of presentation prescribed by the Public Sector Accounting Standards Board of Kenya.

This cash basis of accounting has been supplemented with accounting for; a) receivables that include school fees from parents, imprest, salary advances and other receivables and b) payables that include deposits and retentions and payables from operations.

The financial statements are presented in Kenya Shillings, which is the functional and reporting currency of the school, and all values are rounded to the nearest Kenya Shilling (Kshs). The accounting policies adopted have been consistently applied to all the years presented.

2. Recognition of receipts and payments

The school recognises all receipts from the various sources when the event occurs, and the related cash has actually been received by the school. In addition, the school recognises all expenses when the event occurs, and the related cash has actually been paid out by the school. Income arising from school fees is recognised when the event occurs whether cash is received or not. Expenditure arising from operations is recognised when the event occurs irrespective of receipt of cash.

3. In-kind contributions

In-kind contributions are donations that are made to the school in the form of actual goods and/or services rather than in money or cash terms. These donations may include vehicles, equipment or personnel services. Where the financial value received for in-kind contributions can be reliably determined, the school includes such value in the statement of receipts and payments both as a receipt and as a payment in equal and opposite amounts; otherwise, the contribution is not recorded.

4. Cash and cash equivalents

Cash and cash equivalents comprise cash on hand and cash at bank, short-term deposits on call and highly liquid investments with an original maturity of three months or less, which are readily convertible to known amounts of cash and are subject to insignificant risk of changes in value. Bank account balances include amounts held at various financial institutions at the end of the financial year.

5. Accounts Receivable

For the purposes of these financial statements, imprests and advances to authorised public officers and/or institutions which were not surrendered or accounted for at the end of the financial year are treated as receivables. Accounts receivables also include school fees billed to parents for services rendered but not paid. This is an enhancement to the cash accounting policy. Other accounts receivables are disclosed in the financial statements.

6. Accounts Payable

For the purposes of these financial statements, deposits and retentions held on behalf of third parties have been recognized as accounts payables. This is in recognition of the government practice of retaining a portion of contracted services and works pending fulfilment of obligations by the contractor and to hold deposits on behalf of third parties. Payables also include expenditure incurred for the purchase of goods, works and services that has been rendered and not settled. This is an enhancement to the cash accounting policy adopted for public secondary schools. Other liabilities are disclosed in the financial statements.

7. Non-current assets

Non-current assets are expensed at the time of acquisition while disposal proceeds are recognized as receipts at the time of disposal. However, the acquisitions and disposals are reflected in the school fixed asset register a summary of which is provided as a memorandum to these financial statements.

8. Budget

The budget is developed on the same accounting basis (cash basis), the same accounts classification basis, and for the same period as the financial statements. The school's budget was approved by the School Board of Management and adopted by the parents for implementation in an Annual General Meeting (A.G.M). A comparison of the actual performance against the comparable budget for the financial year under review has been included in the financial statements.

9. Comparative figures

Where necessary comparative figures for the previous financial year have been amended or reconfigured to conform to the required changes in presentation.

10. Subsequent events

There have been no events subsequent to the financial year end with a significant impact on the financial statements for the year ended 30th June 2022.

11. Notes to the Financial Statements

1 Capitation Grants for Tuition

Description	2021/2022	2021/2021
	12 Months	6 Months
	Kshs	Kshs
Laboratory equipment	1,234,000.00	1,376,861.75
Teaching / learning materials	4,000,885.60	500,000.00
Total	5,234,885.60	1,876,861.75

2 Capitation Grants for Operations

Description	2021/2022	2021/2021
	12 Months	6 Months
	Kshs	Kshs
Personnel emoluments	11,973,859.00	4,260,855.35
Repairs, Maintenance & Improvement	9,000,000.00	-
Local transport / travelling	107,033.00	-
Electricity and water	-	800,000.00
Administration costs	3,614.20	700,000.00
Activity	1,784,077.00	-
medical and insurance	-	-
2(a) Total	22,868,583.20	5,760,855.35
Add: Repairs, Maintenance & Improvement (Grant)	5,000,000.00	6,000,000.00
2(b) Total	27,868,583.20	11,760,855.35
Less: Repairs, Maintenance & Improvement Transferred to Infrastructure	(5,000,000.00)	-
2(c) Total	22,868,583.20	11,760,855.35

3 Capitation Grants for Infrastructure

Description	2021/2022	2021/2021
	12 Months	6 Months
	Kshs	Kshs
Maintenance and Improvement (MOE)	5,000,000.00	-
Total	5,000,000.00	-

Kagumo Boys' High School
Annual Report and Financial Statements for the year ended 30th June 2022

4 School Fund Income - Parents' Contribution/Fees

Description	2021/2022	2021/2021
	12 Months	6 Months
	Kshs	Kshs
Boarding Fees	84,715,509.40	43,311,596.00
Personnel emoluments	12,301,900.00	3,458,859.00
Repairs and maintenance	24,766,200.00	1,764,238.00
Local transport / travelling	8,009,383.00	928,867.00
Electricity and water	12,058,904.00	3,724,257.00
Administration costs	6,973,143.00	1,976,689.00
Activity	1,809,747.00	450,234.00
4(a) Total	150,634,786.40	55,614,740.00
Cashflow Adjustments		
Less: Fees Arrears 2022	(11,602,587.00)	(12,924,265.00)
Less: Pre-Paid Fees 2021	(1,982,851.25)	(151,750.00)
Sub Total	137,049,348.15	42,538,725.00
Add: Fees Arrears Recovered	5,465,243.00	11,700,812.00
Add: Pre-Paid Fees 2022	5,279,487.00	2,506,188.00
4(b) Net Total	147,794,078.15	56,745,725.00

5 Tuition

Description	2021/2022	2021/2021
	12 Months	6 Months
	Kshs	Kshs
Laboratory equipment	1,100,000.00	1,350,000.00
Teaching / learning materials	4,183,966.00	495,000.00
Bank Charges	840.00	596.00
Total	5,284,806.00	1,845,596.00

6 Operations

Description	2021/2022	2021/2021
	12 Months	6 Months
	Kshs	Kshs
Personnel Emoluments	6,302,111.00	4,433,189.00
Repairs, Maintenance & Improvement	21,139,342.00	5,217,660.00
Local, Transport / Travelling	56,334.00	299,400.00
Electricity, Water and Conservancy	-	948,539.00
Administration Costs	1,902.00	45,000.00
Activity	939,000.00	131,000.00
Medical and Insurance	-	-
6(a) Total	28,438,689.00	11,074,788.00
Repairs, Maintenance & Improvement (Infrastructure)	(5,000,000.00)	-
6(b) Total	23,438,689.00	11,074,788.00

7 Infrastructure

Description	2021/2022	2021/2021
	12 Months	6 Months
	Kshs	Kshs
Dormitory	5,005,156.00	-
Total	5,005,156.00	-

8 Boarding and School Fund

Description	2021/2022	2021/2021
	12 Months	6 Months
	Kshs	Kshs
Boarding Fees	86,208,525.00	22,534,989.00
Personnel Emoluments	-	-
Repairs, Maintenance and Improvement	29,643,876.00	16,160,981.00
Local, Transport / Travelling	13,040,743.00	4,473,845.00
Electricity, Water and Conservancy	7,246,590.00	4,131,080.00
Administration Costs	14,636,838.00	4,942,042.00
Activity	1,926,200.00	1,207,500.00
8(a)Total	152,702,772.00	53,450,437.00
Cashflow Adjustments		
Less: Sundry Creditors 2022	-	-
Sub Total	152,702,772.00	53,450,437.00
Add: Sundry Creditors Paid	700,000.00	-
8(b)Net Total	153,402,772.00	53,450,437.00

9 Bank Accounts

Name of Bank, Account No. & currency	Status	Bank Account Number	2021/2022	2021/2021
Description			12 Months	6 Months
			Kshs	Kshs
Tuition Account	Active	1101890789	2,408.85	52,329.25
Operations Account	Active	1101892943	140,888.40	715,414.20
School Fund Account	Active	1101878959	2,541,030.77	4,304,759.37
School Fund Account	Active	0110295367739	1,537,537.05	4,241,271.30
School Fund Account	Active	2029792693	119,360.15	1,296,591.15
Infrastructure Account	Active	1135521670	30,306.70	39,962.70
Total			4,371,531.92	10,650,327.97

10 Cash in Hand

Description	2021/2022	2021/2021
	12 Months	6 Months
	Kshs	Kshs
Notes and Coins	72,420.00	27,500.00
Total	72,420.00	27,500.00

Kagumo Boys' High School
Annual Report and Financial Statements for the year ended 30th June 2022

11 Accounts Receivable

Description	2021/2022		2021/2021	
	12 Months		6 Months	
	Kshs		Kshs	
Fees arrears (See ageing below and appendix 1)	39,024,692.00		32,887,348.00	
Total	39,024,692.00		32,887,348.00	

11 b) Ageing Analysis of Accounts Receivable

Description	2021/2022		2021/2021	
	12 Months		6 Months	
	Kshs	% of the total	Kshs	% of the total
Less than 1 year	11,602,587.00	30%	12,924,265.00	39%
Between 1 - 2 years	17,271,030.00	44%	9,812,008.00	30%
Between 2 - 3 years	10,151,075.00	26%	10,151,075.00	31%
Over 3 years)	-	-	-	-
Total	39,024,692.00	100%	32,887,348.00	100%

12 Accounts Payable

Description	2021/2022		2021/2021	
	12 Months		6 Months	
	Kshs		Kshs	
Trade creditors (See ageing below and appendix 1)	2,914,532.60		3,614,532.60	
Prepaid fees	5,802,823.75		2,506,188.00	
Total	8,717,356.35		6,120,720.60	

12 b) Ageing Analysis of Accounts Payable

Description	2021/2022		2021/2021	
	12 Months		6 Months	
	Kshs	% of the total	Kshs	% of the total
Less than 1 year	-	-	-	100%
Between 1 - 2 years	2,914,532.60	100%	3,614,532.60	-
Between 2 - 3 years	-	-	-	-
Over 3 years)	-	-	-	-
Total	2,914,532.60	100%	3,614,532.60	100%

13 Fund Balance Brought Forward

Description	2021/2022		2021/2021	
	12 Months		6 Months	
	Kshs		Kshs	
Bank balances	10,650,327.97		6,632,906.87	
Cash balances	27,500.00		32,300.00	
Receivables	32,887,348.00		31,663,895.00	
Payables	(6,120,720.60)		(3,766,282.60)	
Total	37,444,455.37		34,562,819.27	

Other important disclosure notes

IPSAS Cash Standard encourages an entity to disclose accrual related information in relation to an entity's assets and liabilities. The notes outlined below are disclosure notes in relation to the school's non- financial assets and liabilities.

14 Biological assets

Description	Numbers	2021/2022	2021/2021
		12 Months	6 Months
		Kshs	Kshs
Trees			-
Total			-

15 Stock/Inventory

Description		2021/2022	2021/2021
		12 Months	6 Months
		Kshs	Kshs
Food stuffs			-
Lab consumables			-
Boarding Items			-
Stationeries			-
TOTAL			-

13. Annexes

Annex 1 - Analysis of Pending Accounts Payable

Sno	Supplier of Goods or Services	Balance B/f 01/01/2022	Additions During the Year	Total	Amount Paid To-date	Outstanding Balance as at as 30/06/2022
		Kshs	Kshs	Kshs	Kshs	Kshs
		a	b	c = a + b	d	e = c - d
1	Zaka Capitals	1,214,000.00	-	1,214,000.00	-	1,214,000.00
2	KPLC	258,200.00	-	258,200.00	-	258,200.00
3	Mortech Kenya Ltd	2,142,332.60	-	2,142,332.60	700,000.00	1,442,332.60
	Total	3,614,532.60	-	3,614,532.60	700,000.00	2,914,532.60

Annex 2 - Summary of Fixed Assets Register

Sno	Asset class	Historical Cost b/f 01/01/2021	Addition during the year	Disposal during the year	Historical Cost c/f 30/06/2022
		Kshs	Kshs	Kshs	Kshs
1	Land	-	-	-	-
2	Buildings and Structure	-	-	-	-
3	Motor Vehicles	-	-	-	-
4	Office Equipment, Furniture and Fittings	-	-	-	-
5	ICT Equipment and Other ICT Assets	-	-	-	-
6	Tools and Apparatus	-	-	-	-
7	Textbooks	-	-	-	-
8	Other Machinery and Equipment	-	-	-	-
9	Intangible Assets-Software	-	-	-	-
	Total	-	-	-	-

(List attached)