


PARLIAMENT  
OF KENYA  
LIBRARY




SCANNED.

**SPECIAL AUDIT REPORT OF THE AUDITOR-GENERAL  
ON  
COVID 19 VACCINE ROLL OUT  
FOR  
KISII COUNTY  
AS AT 31 MARCH 2022**

PAPERS LAID	
DATE	11 <sup>th</sup> OCTOBER 2022
TABLED BY	SENATE MAJORITY LEADER
COMMITTEE	—
CLERK AT THE TABLE	MRS. ADJIBODDU



June 2022



<b>LIST OF ABBREVIATIONS .....</b>	<b>III</b>
<b>LIST OF TABLES.....</b>	<b>IV</b>
<b>1.0 EXECUTIVE SUMMARY .....</b>	<b>1</b>
1.1 Background and introduction .....	1
1.2 Audit Scope, Limitations and Mitigation.....	1
1.3 Audit Approach and Methodology.....	1
1.4 Report Summary .....	2
1.4.1 Doses received and Administered.....	2
1.4.2 Budget .....	2
1.4.3 Sources and Distribution of Vaccines .....	2
1.4.4 Storage of Vaccines .....	2
1.4.5 Disposal of Vaccines .....	2
1.4.6 Human Resource Matters .....	2
1.4.7 Coordination of players .....	3
1.4.8 Monitoring and Supervision .....	3
1.4.9 Conclusions and recommendation.....	3
<b>2.0 BACKGROUND AND INTRODUCTION .....</b>	<b>4</b>
2.1 Objective of the Audit .....	4
2.2 Terms of Reference.....	4
2.3 Scope of the Audit and Limitations.....	7
2.3.1 Scope .....	7
2.3.2 Limitations.....	7
2.4 Audit Approach and Methodology .....	8
2.4.1 Document Review.....	8
2.4.2 Analytical Review.....	8
2.4.3 Physical Verification .....	8
2.4.4 Interviews .....	8
2.5 Audit Phases .....	9
2.6 Report Structure .....	9
<b>3.0 DETAILED FINDINGS.....</b>	<b>10</b>
3.1 Budget and Sources of Vaccines.....	10
3.1.1 Unconfirmed Funding of Covid-19 Vaccination Activities.....	10
3.1.2 Sources of Vaccines.....	10
3.2 Storage of Vaccines.....	11
3.2.1 Storage at the County and Sub-CountiesStores.....	11
3.2.2 Storage at the Facilities Level .....	14
3.3 Distribution of Vaccines .....	15
3.3.1 Distribution at County Level .....	15
3.4 Utilization of Vaccines .....	17
3.4.1 Administered Doses.....	17
3.4.2 Expired Doses .....	18

3.4.3	Damaged Doses .....	18
3.4.4	Wasted Doses.....	18
3.4.5	Unexplained Vaccine Variances.....	19
3.5	Disposal of Vaccines.....	19
3.6	Human Resource Matters .....	21
3.7	Coordination of players .....	23
3.8	Monitoring and Supervision .....	24
4.0	<b>IRREGULARITIES AND WEAKNESSES IN MANAGEMENT AND INSTITUTIONS</b>	
	<b>CONTROLS OF VACCINES .....</b>	<b>26</b>
5.0	<b>CONCLUSION.....</b>	<b>27</b>
6.0	<b>APPENDICES.....</b>	<b>28</b>

## LIST OF ABBREVIATIONS

The following abbreviations are used in this Report

Abbreviation	Full Description
eLMIS	Electronic Logistics Management Information System
FIFO	First In, First Out
GOK	Government of Kenya
HR	Human Resource
MOH	Ministry of Health
NVS	National Vaccine Store
RVS	Regional Vaccine Stores
SCVS	Sub-County Vaccine Store
ULT	Ultra-Low Temperatures
WHO	World Health Organization

## LIST OF TABLES

Table 1: Terms Of Reference (TOR) .....	5
Table 2: Interviews.....	9
Table 3: <i>Weaknesses in Budgeting and Expenditure</i> .....	10
Table 4: Storage at the County and Sub-Counties .....	12
Table 5: Storage at the Facility Level.....	14
Table 6: Distribution at County Level .....	16
Table 7: Utilization of Vaccines .....	17
Table 8: Disposal Of Vaccines.....	20
Table 10: <i>Coordination at County Level</i> .....	23
Table 11: <i>Monitoring and Supervision at the County and Facilities Level</i> .....	24
Table 12: Irregularities and weaknesses at the County and Sub-County Level .....	26

## **1.0 EXECUTIVE SUMMARY**

### **1.1 Background and introduction**

The Auditor-General carried out the special audit on the efficiency and effectiveness of Covid-19 vaccines roll-out in Kenya. The Audit covered the period from inception of the vaccination exercise in March 2021 to 31 March, 2022. The primary objective of the audit was to determine the efficiency and effectiveness of the Covid-19 vaccines rollout in the Forty-Seven (47) Counties. This report, however, specifically covers the audit performed for the Covid-19 vaccines rollout in Kisii County. The audit involved the review of budget, sources of the vaccines, storage, distribution, utilization and disposal of the vaccines, human resource financing, coordination of players, monitoring and supervision.

The Government of Kenya commissioned use of the Chanjo System to manage the Covid-19 vaccines rollout and utilized the existing immunization structures for other routine vaccines.

### **1.2 Audit Scope, Limitations and Mitigation**

The audit reviewed all processes relating to Covid-19 vaccines immunization which included budgeting, administration, disposal of the expired stocks, the governance and the monitoring structures.

Challenges experienced during the audit included lack of definition of some facilities in Chanjo System, inadequate and incomplete vaccine inventory records and lack of adequate personnel in the vaccinating facilities. The audit team put in place several measures to mitigate the challenges including expanding the scope to near 100% coverage of the vaccinating facilities in the County.

### **1.3 Audit Approach and Methodology**

The Audit exercise entailed planning, piloting of the vaccine roll-out audit in one of the Counties before rolling out to the rest of 47 Counties. Meetings were held with the auditee and evidence was collected through interviews, document reviews, Data Analytics, analysis of audit evidence, among others. The audit was performed using International Standards of Supreme Auditing Institutions (ISSAIs).

## **1.4 Report Summary**

### **1.4.1 Doses Received and Administered**

Kisii County received 456,030 doses of various types of vaccines during the period under review. Out of the total of 456,030 Covid-19 Vaccine doses received in the County, a total of 399,084 doses were administered while 1,209 vaccine doses were still in stock at the time of the audit cutoff date of 31 March, 2022. The balance of 32,318 vaccine doses comprised of expired, damaged, and an unexplained deficit variance of 26,488 doses as at 31 March, 2022.

### **1.4.2 Budget**

Review of the Kisii County's health services budget for the financial year 2021/2022 revealed that the County did not budget for the Covid-19 vaccination exercise but used the budget for routine immunization to cater for the rollout exercise.

### **1.4.3 Sources and Distribution of Vaccines**

The Source of vaccines was from the National Government of Kenya through the Kisumu Regional Store. The distribution flow was from regional stores, county stores, and Sub-County stores to facilities which administered the vaccines.

### **1.4.4 Storage of Vaccines**

The Kisii County Stores complied to some extent with the storages conditions which had been set out for Covid-19 Vaccines. However, weaknesses were noted in the storage at the facilities including inadequate storage equipment and temperature monitoring tools.

### **1.4.5 Disposal of Vaccines**

The Special Audit noted that a total of 32,318 vaccine doses had either expired, were damaged or had gone to waste. Out of 32,318 vaccine doses, 31 damaged doses had been disposed with other hospital waste while the balance of 32,287 was being held in stores.

### **1.4.6 Human Resource Matters**

The financing for health care personnel was to be funded by the Government of Kenya, Donors and development partners. Kisii County Management explained that trainings

were undertaken through the assistance of the development partners. However, there were no proper records maintained for the training undertaken or provided.

#### **1.4.7 Coordination of Players**

The coordination of the exercise was done by the Kisii County Covid-19 Vaccine Deployment and Vaccination Taskforce. However, the appointment letters and minutes of the taskforce were not provided for audit review.

#### **1.4.8 Monitoring and Supervision**

The Audit established that Covid-19 Vaccines roll out was monitored and supervised by a Committee to ensure smooth implementation of policy and guidelines issued from time to time by the National Government. However, the committee did not maintain minutes and attendance schedules to evidence their activities.

#### **1.4.9 Conclusions and Recommendation**

The audit concluded that the roll-out of the Covid-19 Vaccines was effective. However, weaknesses were noted in some of the processes including failure to Budget for the rollout activities, practical adherence to waste disposal regulations, inadequate staff and training at the facilities, inadequate access to the Chanjo system due to lack of data bundles to the staff updating information in the system. This impacted on the real time recording of information in the Chanjo System and unexplained variance (deficit) of 26,488 of vaccine doses valued at Kshs.18,971,210 based on the average Vaccine cost during the period.

The existing immunization structures for routine vaccines were functional but require scale up to handle unforeseen pandemics. Owing to the weaknesses noted, it is recommended that the Kisii County Government should work closely with National Government to strengthen the existing immunization structures and staffing to meet international standards.

## 2.0 BACKGROUND AND INTRODUCTION

Kenya received its first consignment of Oxford/AstraZeneca Covid-19 vaccine in March 2021 as part of the COVAX facility. This was followed by more vaccines of Moderna, Johnson & Johnson (Janssen), Pfizer and Sinopharm from other development partners. The Ministry of Health (MOH) launched a campaign and kicked off the deployment plan for the Covid-19 vaccines on 5 March, 2021 with priority being given to frontline health workers and essential service providers including security personnel. According to the National Covid-19 vaccine deployment plan, the first vaccine deployment plan was developed in March 2021 and was subsequently revised by MOH in August 2021 in an effort to cover the entire adult population in the Country.

Kisii County received its first consignment of 13,000 of Astra Zeneca-Oxford Covid-19 vaccine doses in March 2021 through the Kisumu Regional Vaccine store. The vaccine doses were first administered at Kisii Level 5 Hospital before being roll out to the facilities in the nine (9) Sub-Counties. As of 31 March, 2022, the Special Audit team established that the County had received a total of 456,030 vaccines doses as tabulated below:

Type of Vaccine	Number of Doses
Moderna	21,840
Janssen (Ad26.COV2_S)	117,620
Oxford/AstraZeneca	177,340
Pfizer	139,230
<b>Total</b>	<b>456,030</b>

### 2.1 Objective of the Audit

The primary objective of the audit was to determine the efficiency and effectiveness of the Covid-19 vaccine rollout in Kisii County. This was achieved through; review of budget, sources of the vaccines, storage, distribution, utilization and disposal of the vaccines, human resource, coordination of players and monitoring and supervision.

### 2.2 Terms of Reference

The following Terms of Reference (TORs) guided the special audit;

**Table 1: Terms Of Reference (TOR)**

TOR	Detailed Procedures
<p><b>1. Budget</b></p>	<ul style="list-style-type: none"> <li>• How much was set aside for vaccines and related activities and how were the figures arrived at</li> <li>• Budget approval process</li> <li>• Allocation of the funds i.e. specific budget items</li> <li>• Source of funds i.e. GOK and Donors</li> </ul>
<p><b>2. Sources of Vaccines</b></p>	<ul style="list-style-type: none"> <li>• GOK Procured vaccines, development partners donations and COVAX etc.</li> <li>• Procurement process for GOK procured vaccines</li> <li>• Local and international approval of vaccines and syringes</li> <li>• Types and quantities from the different sources as well as shelf life of vaccines and prices where applicable</li> <li>• Consider whether vaccines came with syringes or not and the effect</li> <li>• Shelf life of vaccines (expiry)</li> <li>• Batch Numbers</li> <li>• Storage of defective vaccines/ expired</li> <li>• Recording of vaccines</li> <li>• Government clearance process for vaccines from outside the country</li> <li>• WHO rating of effectiveness of various vaccines</li> <li>• Cost vs budget</li> </ul>
<p><b>3. Storage of Vaccines</b></p>	<ul style="list-style-type: none"> <li>• Manufacturer’s requirements for storage of vaccines</li> <li>• Local storage capacity</li> <li>• Local storage conditions</li> <li>• Handling requirements</li> <li>• Transportation requirements</li> <li>• Recording including batch numbers</li> <li>• Stocking levels, process of issuing of vaccines as well as duration</li> <li>• Recording and accountability</li> <li>• Duration in store</li> <li>• Storage of defective vaccines/Syringes</li> <li>• Cost Vs Budget</li> </ul>

TOR	Detailed Procedures
4. Distribution	<ul style="list-style-type: none"> <li>• How were vaccines distributed/logistics?</li> <li>• Quantities of vaccines distributed</li> <li>• Proportion of vaccines distributed per region</li> <li>• Basis of quantities and proportions distributed e.g. population</li> <li>• Storage issues</li> <li>• Recording and accountability</li> <li>• Cost vs budget</li> </ul>
5. Utilization	<ul style="list-style-type: none"> <li>• Awareness creation</li> <li>• Intended/ target population</li> <li>• Uptake per type of vaccine</li> <li>• Rate of transition from first to second dose</li> <li>• Possibility of delayed administration of second dose</li> <li>• Matters relating to booster doses</li> <li>• Numbers expired</li> <li>• Recording and Accountability i.e. vaccines received, utilized and balance and expired</li> <li>• Cost vs budget</li> </ul>
6. Disposal	<ul style="list-style-type: none"> <li>• Number of vaccines disposed</li> <li>• Criteria for disposal</li> <li>• Recording and accountability</li> <li>• Reports and feedback</li> <li>• Reconciliation of what was procured, utilized and unused and disposal</li> <li>• Costs vs budgets</li> </ul>
7. Human Resource Matters (National and County Staff)	<ul style="list-style-type: none"> <li>• Number of persons involved</li> <li>• Roles and responsibilities</li> <li>• Expertise (capacity/skills)</li> <li>• Duplication of roles is any</li> <li>• Selection and appointment criteria</li> <li>• Training Plans and Roll Out</li> <li>• Costs vs budgets</li> </ul>

TOR	Detailed Procedures
8. <b>Coordination of players</b>	<ul style="list-style-type: none"> <li>• Who are the key players?</li> <li>• Are the roles and responsibilities of the players clear?</li> <li>• Is there a framework for coordination and communication of players?</li> <li>• Approval and appointment of taskforce and committees</li> <li>• Costs vs budgets</li> </ul>
9. <b>Monitoring and supervision</b>	<ul style="list-style-type: none"> <li>• Is there a framework for coordination and communication of players?</li> <li>• Approval and appointment of taskforce and committees</li> <li>• Costs vs budgets</li> </ul>

## 2.3 Scope of the Audit and Limitations

### 2.3.1 Scope

The audit reviewed all processes from the inception of Covid-19 vaccine rollout, through budgeting to administration and disposal including the governance and monitoring structures. The period covered was from inception in March, 2021 to 31 March, 2022.

### 2.3.2 Limitations

The Special Audit experienced challenges and limitations which were mitigated in several ways in order not to negatively affect the quality and result of our findings. Some of the challenges and measures taken included:

- i. A total of 8 facilities out of 78 vaccinating facilities in the Kisii County were not defined in the Chanjo System.

This called for 100% coverage of physical verification of records, stocks through visits to all facilities.

- ii. Accuracy and completeness of inventory records;

The Special Audit team corroborated information in the physical records such as order sheets and vaccines stock ledgers with information in the Chanjo System.

- iii. Vaccine damages and wastages not recorded by the vaccinating facilities. This was mitigated by making reference to the vaccine wastages uploaded in the Chanjo System.
- iv. Manual records in some facilities were found to be inaccurate. Under such circumstances the audit team solely relied on the Chanjo system data which is the primary system.

## **2.4 Audit Approach and Methodology**

The Special Audit team held entry and exit meetings with the County Health Management team on 9 May, 2022 and 2 June, 2022 respectively. During the entry meeting, uniform and detailed work plans were developed and adopted which were then applied in the execution of the audit. The following were the main evidence gathering methodologies applied during the audit execution:

### **2.4.1 Document Review**

To effectively plan for the audit and as a source of audit evidence, the Audit Team reviewed various documents including the vaccine order sheets, vaccine stock ledgers, various training reports, outreaches, co-ordination activities and seizure/destruction forms.

### **2.4.2 Analytical Review**

The Audit Team extracted the vaccine data from the Chanjo System and carried comparative analysis with records at the County, Sub-County and vaccinating facilities.

### **2.4.3 Physical Verification**

The Audit Team carried out physical verifications in the 9 Sub-County stores and the 78 vaccinating facilities in the County as detailed in **Appendix 1**.

### **2.4.4 Interviews**

The Audit Team interviewed senior officers from the Kisii County Government to clarify the various issues to assist in making an informed decision as detailed below: -

**Table 2: Interviews**

	<b>Name</b>	<b>Organization</b>	<b>Designation</b>
1	Sarah Omache	Kisii County	Chief Executive Committee Member of Health
2	Dr.Onkware	Kisii County	County Director of Public Health( CDHPH)
3	Everlyn Moraa	Kisii County	Health Record and Information Officer (HRIO)
4	Christine Momanyi	Kisii County	County Expanded Programme of Immunization Logistician ( CEPIL)
5	Desderius Makori	Kisii County	County Information Communication Technology officer (CICTO)

### **2.5 Audit Phases**

The audit was divided into Two Phases; Phase One involved review of processes at the National Treasury, Office of the Controller of Budget and the Ministry of Health, it also involved analysis of data maintained in eMIS, Chanjo System and Kenya Health Information System. The information was then shared with the audit Teams to inform the next audit phase.

Phase Two involved review of processes, data and verifications at the Sub-County Stores and the vaccinating facilities in the County. This Phase also involved verification and interview of staff.

### **2.6 Report Structure**

This report is presented in the following format:

- i. Executive Summary,
- ii. Background and Introduction,
- iii. Detailed Findings,
- iv. Irregularities and weaknesses in management and controls of Vaccines in Institutions,
- v. Recommendations, and
- vi. Appendices

The report should be read in its entirety in order to comprehend fully the approach to and findings of our work. The report has covered analysis and facts as understood with the aim of informing The National Treasury and the Ministry of Health of the status of the Vaccines Roll out in the Country bearing in mind the challenges and limitations experienced.

### 3.0 DETAILED FINDINGS

#### 3.1 Budget and Sources of Vaccines

##### 3.1.1 Unconfirmed Funding of Covid-19 Vaccination Activities

Review of the County's health services budget for the financial year 2021/2022 revealed that the county did not budget for the Covid-19 vaccination activities. Covid-19 vaccination costs, including transportation, training and capacity building and procurement of auxiliary services such as syringes and safety boxes, could not therefore be traced to a specific budget, an indication they were not budgeted for. This was contrary to Regulations 29(1) of the Public Finance Management (County Governments) Regulations, 2015 which require the accounting officer to ensure draft estimates relating to her or his department are prepared in conformity with the Constitution, the Act and these Regulations. The Management however, indicated that the expenditures were met by Partners organizations but this was not supported by way of any documentary evidence such as agreements.

##### 3.1.2 Sources of Vaccines

The County received 456,030 vaccines between March 2021 and 31 March, 2022 from the National Government. Review of the County's Health Services Budget for the financial year 2021/2022 revealed that there were no provisions for the Covid-19 vaccine roll out. Further, the Special Audit revealed the following anomalies as summarized in Table 3 below and detailed in **Appendix 2**:

**Table 3: Weaknesses in Budgeting and Expenditure**

Observation/Findings	Number of Compliant Sub-Counties	Number of Non-Compliant Sub-Counties
Failure to budget for associated Covid-19 vaccination costs, including transportation, training and procurement of auxiliary services such as syringes and safety boxes.	0	9
Lack of budgetary support for Covid 19 from donors/National government	N/a	N/a

Observation/Findings	Number of Compliant Sub-Counties	Number of Non-Compliant Sub-Counties
Failure to spent budgetary support on Covid 19 vaccination.	0	9
Failure by the Sub-County/Facility to finance Distribution of Vaccines, Outreaches, Trainings costs related to Covid- 19 vaccination:	0	9

### 3.2 Storage of Vaccines

According to WHO Guidelines (Covid-19 vaccination: supply and logistics guidance, 12<sup>th</sup> February 2021) the Covid-19 vaccines should be stored as follows:

- Pfizer should be maintained at -80 °C to -60 °C in ULT freezer, and for undiluted thawed vaccine at +2 °C to +8 °C
- Moderna should be maintained at -25 °C to -15 °C in ULT freezer, and unopened vials can be stored refrigerated between 2 °C to 8 °C for up to 30 days prior to first use.
- Oxford/AstraZeneca should be maintained at 2 °C to 8 °C
- Further, Centre for Disease Control Clinical Guidance for Janssen Covid-19 Vaccine recommend storing the vaccine between 2°C and 8°C.

The storage conditions applied to the County Store, Sub-County Stores and vaccinating Facilities' Stores.

#### 3.2.1 Storage at the County and Sub-CountiesStores

Review of documents provided for audit and physical verification carried out at the 9 Sub-County stores revealed issues as summarized below in Table 4 and detailed in **Appendix 3**.

**Table 4: Storage at the County and Sub-Counties**

Observations / Findings	Number of Compliant Sub-County Stores	Number of Non-Compliant Sub-Countiesstores
<b>Cold Chain and supply Logistics</b>		
Store has sufficient security to prevent loss of Covid vaccines as well as prevent unauthorized access	9	0
Store has sufficient space for orderly receipt, warehousing, and dispatch of vaccines including a quarantine area for isolation when necessary, isolation of faulty packs and recalled goods. The vaccines and areas concerned were appropriately identified.	6	3
Broken or damaged items are withdrawn from usable stock and stored separately	9	0
There was sufficient lighting necessary to enable all operations to be carried out accurately and safely.	9	0
All Covid 19 vaccines stored off the floor	9	0
Refrigerated and freezing storage environments fitted with signals to indicate that refrigeration has failed. The signal permitted resetting only by the authorized person.	9	0
The vaccines issued on a FIFO method and guided by the expiry date	9	0
There was a contingency plan in case of power failure, equipment breakdown, or cold chain breach	9	0
<b>General Storage Areas</b>		
There were Secure measures to ensure that rejected vaccines cannot be used. Rejected vaccines are stored separately from other products while awaiting destruction or return to the supplier	9	0
There are written procedures and a sanitation program indicating the frequency of cleaning and the methods used to clean the premises and storage areas.	0	9

Observations / Findings	Number of Compliant Sub-County Stores	Number of Non-Compliant Sub-County Stores
There was a cleaning log that must be completed, signed, and checked by the appropriately designated person.	0	9
There was a written procedure and a program for pest control. The pest control agents used did not pose any risk of contaminating the vaccines.	0	9
There was a site flow plan indicating where the bait stations are situated.		
There were appropriate written procedures for the clean-up of any spillage to ensure the complete removal of any risk of contamination	0	9
The Covid 19 vaccines were stored in such a way as to prevent contamination or cross-contamination.	9	0
<b>Storage Conditions</b>		
The storage conditions were compatible with the storage conditions specified on their labels. (Storage facilities protected goods from deterioration.)	9	0
The warehouse was maintained at a temperature not exceeding 30 °C, and relative humidity not exceeding 75% Relative humidity (WHO zone IVb requirements) at all times.	9	0
The storage conditions of the refrigerators are as per the vaccine manufacturer's recommendations(Refrigerated (2°C to 8°C))	9	0
There were continuous temperature monitoring devices. In addition, there were written procedures describing the action in case of temperature deviating outside of the set standards and conditions.	9	0
The store had stock in the Cold Room and were physical counted and grouped per vaccine and Batch Numbers	9	0

From the foregoing, the Special Audit Team confirmed that Kisii Sub-County Stores did not have adequate written procedures on sanitation, pest control while one Sub-County Covid 19 vaccines storage was not off the floor. Maintenance of cleaning logs was also found not being complied to. Consequently, the Sub-Counties Stores did not adequately comply with storages conditions.

### 3.2.2 Storage at the Facilities Level

Review of documents provided for audit and physical verification carried out at the 78 facilities revealed issues as summarized below and detailed in **Appendix 4**.

**Table 5: Storage at the Facility Level**

Observation/Findings	Number of Compliant Facilities	Number of Non-Compliant Facilities
<b>Cold Chain and Supply Logistics</b>		
Store have sufficient security to prevent loss of Covid vaccines as well as prevent unauthorized access	77	1
Store has sufficient space for orderly receipt, warehousing, and dispatch of vaccines including a quarantine area for isolation when necessary, isolation of faulty packs and recalled goods. The vaccines and areas concerned were appropriately identified.	N/a	N/a
Broken or damaged items are withdrawn from usable stock and stored separately	77	1
There was sufficient lighting necessary to enable all operations to be carried out accurately and safely.	78	0
All Covid 19 vaccines stored off the floor	72	6
Refrigerated and freezing storage environments fitted with signals to indicate that refrigeration has failed. The signal permitted resetting only by the authorized person.	75	3
The vaccines issued on a FIFE method and guided by the expiry date	78	0
There was a contingency plan in case of power failure, equipment breakdown, or cold chain breach	74	4
<b>General Storage Areas</b>		
There were Secure measures to ensure that rejected vaccines cannot be used. Rejected vaccines are stored separately from other products while awaiting destruction or return to the supplier	78	0

Observation/Findings	Number of Compliant Facilities	Number of Non-Compliant Facilities
There are written procedures and a sanitation program indicating the frequency of cleaning and the methods used to clean the premises and storage areas.	15	63
There was a cleaning log that must be completed, signed, and checked by the appropriately designated person.	0	78
There were appropriate written procedures for the clean-up of any spillage to ensure the complete removal of any risk of contamination	16	62
<b>Storage Conditions</b>		
The storage conditions were compatible with the storage conditions specified on their labels. (Storage facilities protected goods from deterioration.)	77	1
The storage conditions of the refrigerators are as per the vaccine manufacturer's recommendations (Refrigerated (2°C to 8°C))	77	1
There were continuous temperature monitoring devices. In addition, there were written procedures describing the action in case of temperature deviating outside of the set standards and conditions.	77	1
The store had stock in the Cold Room and were physical counted and grouped per vaccine and Batch Numbers	78	0

In view of the above, the Special Audit team confirmed that a significant number of the vaccinating facilities did not have written procedures on sanitation, clean-up of any spillages and did not maintain cleaning logs.

### 3.3 Distribution of Vaccines

#### 3.3.1 Distribution at County Level

Documents provided for audit revealed that Covid-19 Vaccines on arrival in the Country ideally should be transferred to the National Vaccine Store (NVS) which in turn distributes to the Regional Vaccine Stores. The Regional stores then to distribute to the County Stores, County Stores to distribute to Sub-County Stores and Sub-County to Facilities from where the vaccines are administered. However, this was not the case in some stores and facilities in Kisii County.

The County does not have a County Store, instead, the Vaccines are dispatched directly from the Regional Store in the Chanjo System to Kisii Teaching & Referral Hospital then distributed to the 9 Sub-counties.

All dispatches from the Sub-County store were however done manually through order sheets, and recorded in vaccines stock ledger books in dispatching and receiving facilities.

The 456,030 vaccines received in Kisii County as at 31 March, 2022, were distributed to the Sub-Counties and Facilities as summarized below and in **Appendix 5**.

**Table 6: Distribution at County Level**

Vaccine Type	Distributed to County Stores	Distributed to Kisii Sub-County Stores	Distributed to Facilities in Kisii	Variance between Sub-County and Facilities Distribution	Explanation for the Variance
Moderna	N/a	21,840	22,750	-910	The variance is as a result of failure to update records at the Sub-County Store
Janssen (Ad26.COV2-S)		117,620	102,870	14,750	
Oxford/AstraZeneca		177,340	178,077	-737	
Pfizer		139,230	127,492	11,738	
<b>Total</b>		<b>456,030</b>	<b>431,189</b>	<b>24,841</b>	

According to National Policy Guidelines on Immunization, 2013; storage and transportation of vaccines and diluents at all stages of vaccine transportation, a cold chain monitor must always accompany all vaccines whether in cold boxes, vaccine carriers or portable fridges and the temperature reading must be maintained between +2°C and +8°C including age of conditioned ice packs. Diluents need not be transported at +2°C to +8°C unless they are being transported for outreach activities.

The Special Audit Team observed that the county used the channels established for normal immunization to distribute Covid-19 Vaccines. Further, there was no budget for incidental costs arising from distribution/collection of vaccines which include fuel, maintenance and Allowances.

### 3.4 Utilization of Vaccines

Ordinarily, Covid-19 vaccines flow through four levels before being administered; National Vaccine store (NVS), Regional Vaccine stores (RVS), Sub-County Vaccine stores and Health Facilities. Utilization takes place at vaccinating facilities.

Examination of records maintained in the Chanjo system revealed that as at 31 March, 2022, 456,030 Covid-19 vaccine doses had been received in the county. Documents provided for audit revealed that there were 78 vaccinating facilities, with only 70 facilities having been mapped in the Chanjo System.

Out of the total of 456,030 Covid-19 Vaccine Doses received in the County, a total of 400,253 doses were administered, as per the Chanjo Distribution Ledger Report while 399,084 doses were administered as per statistics report on doses utilized report from the Chanjo System. 1,209 vaccine doses were still in stock at the time of the audit cutoff date. The balance of 31,263 was either expired, damaged or had gone to waste as at 31 March, 2022 as summarized below and detailed in **Appendix 6**. There was however an unexplained deficit variance of 26,488 vaccines doses.

**Table 7: Utilization of Vaccines**

Vaccine	Doses received as per the Chanjo system	Vaccination Administered as per tracker	Total Physical Count	Expired and Disposed	Damaged and Disposed	Wastage and disposed	Doses Wasted	Unexplained Variance doses	Estimated price per dose	Total Amount
Janssen	117,620	101,488	1,075	-	-	636	(154)	14,750	753	11,106,750
Moderna	21,840	19,177	-	-	-	22	3,551	(910) <sup>1</sup>	505	(459,550)
Astrazene ca	177,340	159,436	20	40	31	-608	19,160	(737) <sup>1</sup>	446	(328,702)
Pfizer	139,230	118,983	114	-	-	1,524	6,907	11,738	670	7,864,460
<b>Total</b>	<b>456,030</b>	<b>399,084</b>	<b>1,209</b>	<b>40</b>	<b>31</b>	<b>1,574</b>	<b>29,464</b>	<b>26,488</b>		<b>18,971,210</b>

<sup>1</sup> -Denotes positive variances attributed to vaccine gains during administration.

#### 3.4.1 Administered Doses

The Chanjo System indicates that a total of 400,253 doses had been administered in the County between 1 March, 2021 and 31 March, 2022. The vaccine doses administered are as summarised below;

s/n	Vaccine Type	First Doses	Second Doses	Booster Doses	Grand Total
1	AstraZeneca	94,535	64,042	1,376	159,953
2	Moderna	12,217	7,005	14	19,236
3	Janssen	101,354	1 <sup>2</sup>	43	101,398
4	Pfizer	86,341	31,886	1,439	119,666
	<b>Grand Total</b>	<b>294,447</b>	<b>102,934</b>	<b>2,872</b>	<b>400,253</b>

<sup>2</sup> The records pulled from the Chanjo Systems indicates a second vaccine dose for Janssen. It could not be established how a second dose of the Vaccine could be recorded in Chanjo System as it is a single dose vaccine.

The disparity of 1,169 doses between the administered doses of 399,084 in the trackers used during audit and the administered doses from the Chanjo System of 400,253 for the same period (1 March, 2021 and 31 March, 2022) was traced to retrospective entities of vaccinations into the System.

#### 3.4.2 Expired Doses

These are vaccine doses that had not been administered by the manufactures use by date indicated on the vials totalling to 40 doses. None had been disposed off by the time of the Special Audit in May 2022. Expired doses from the facilities were reported to have been transferred to Sub-County Stores, which in turn send to the Kisii Teaching and Referral Hospital.

The Special Audit Team noted that these 40 doses had expired and not disposed by the time of the special audit in May 2022.

#### 3.4.3 Damaged Doses

These were vaccines that were not administered as the vaccine vials had been damaged. All the 31 damaged vaccine doses in Kisii County had not been disposed off by the time of the Special Audit in May 2022.

#### 3.4.4 Wasted Doses

These were vaccine doses that were not administered due to failure to utilize within the stipulated timelines upon opening of the vial. 29,464 vaccine doses were reported as

wasted in the County and had been disposed off by the time of the Special Audit in May 2022.

#### **3.4.5 Unexplained Vaccine Variances**

Documents provided for audit revealed that 456,030 vaccine doses received in the County. However, reconciliation of the vaccines received, administered, in stock, expired, damaged and wasted revealed an unexplained deficit variance of 26,488 doses valued at Kshs.18,971,210.

The following are weakness observed during the audit that could have contributed to the unexplained deficit variance: -

- a. Wastages not reported at the facilities,
- b. Vaccines doses utilized during the outreaches and facilities not defined in the Chanjo System may not have been subsequently updated,
- c. Vaccination data was not entered accurately, causing over-administration in some batches and underadministration in others, and
- d. Chanjo System downtimes especially during the peak period of vaccine uptake and Inadequate training of the health care workers.

#### **3.5 Disposal of Vaccines**

The Special Audit noted that a total of 31,263 doses of expired, damaged and wasted vaccines had not been disposed.

Review of documents provided for audit revealed non-compliance with the disposal requirements as per Section 6.1 of the WHO Standard Operating Procedures (SOP) on waste management of Covid -19 vaccines vials and ancillary supplies. The procedure states that any used or discarded Covid-19 vaccine vials MUST be collected safely and separately from the rest of the waste. Both the empty vials and those with remaining vaccine doses discarded at the end of the daily vaccination activity shall be collected and safely stored until they are collected for final treatment and disposal. These vials should be counted and recorded by the responsible team for the purpose of vaccination activity analysis (e.g. utilization, coverage, wastage, etc.). Further, Section 6.6 provides that neutralized Covid-

19 vaccine vials can be safely disposed in a manner that is not accessible or reusable, and neither being an environmental nor a health threat. The findings on disposal of vaccines are as summarized below in Table 8 and detailed in **Appendices 7 and 8**.

**Table 8: Disposal Of Vaccines**

Observation/Findings	Sub-County Stores		Facilities	
	Number of Compliant	Number of Non-Compliant	Number of Compliant	Number of Non-Compliant
Lack of a developed waste management plan	0	9	72	6
Lack of budget for disposal of Covid-19 waste	0	9	0	78
Lack of NEMA clearance when transporting Covid-19 waste from one county to another or from one region to another for stores without a NEMA approved Waste Disposal Site.	N/a	N/a	N/a	N/a
Failure to record or to account for vaccine vials in the vaccine inventory report	0	9	0	78
Failure by the County/Store to fill any application form for disposal of pharmaceutical waste issued by the Pharmacy and Poisons Board in compliance with the Guidelines for safe management of pharmaceutical waste.	0	9	N/a	N/a
Failure to dispose in a NEMA approved pharmaceutical disposal site in compliance with the Guidelines for safe management of pharmaceutical waste	0	9	0	78
Disposal of pharmaceutical waste without supervision by a Pharmacy and Poisons Board inspector OR Public Health Officer in compliance with the Guidelines for safe management of pharmaceutical waste.	0	9	0	78
Disposing without a certificate of safe disposal of pharmaceutical waste in compliance with the Guidelines for secure management of pharmaceutical waste	N/a	N/a	0	78
Disposing pharmaceutical waste without separating from the sharp	N/a	N/a	78	0

Observation/Findings	Sub-County Stores		Facilities	
	Number of Compliant	Number of Non-Compliant	Number of Compliant	Number of Non-Compliant
waste and other healthcare wastes and the different wastes not securely packaged in plastic bags or rigid containers which are clearly labelled as per the the Guidelines for safe management of pharmaceutical waste and WHO Waste management of used Covid-19 vaccines vials and ancillary supply				
Disposal of vaccine vials (both wasted and expired) by the Healthcare facility without following the Guidelines for safe management of pharmaceutical waste and WHO Waste management of used Covid-19 vaccines vials and ancillary supply (requirement is Treatment by disinfection with solution, encapsulation, autoclaving or inertization)	N/a	N/a	78	0
Failure to have a pharmaceutical waste stored in designated quarantine stores and away from usable pharmaceutical	N/a	N/a	78	0
Lack of an incinerator, burning chamber or burning pit.	N/a	N/a	78	0

In the circumstances, the undisposed expired, damaged and wasted vaccines may pose a health risk to the general public and the health officers.

### 3.6 Human Resource Matters

#### Training at County Level

The health care workers were to be trained and were required to be competent on; knowledge on Covid-19 disease; knowledge and skills in Covid-19 Vaccine demand creation, health facility preparation, safe vaccine administration, infection control practices, patient data management, adverse event reporting and management, documentation and monitoring of vaccine utilization and logistics, communication, waste management, mental health and multi-disciplinary team work.

Immediately after the Covid-19 vaccines were rolled out, trainings for different levels of personnel in the National and County Governments were conducted. Kisii County Health Management team indicated that trainings in all the Nine (9) Sub-Counties were undertaken through the support of Partners. However, other than the budget allocations by County and Sub-County, no other supporting documentation was provided for audit review to support partnership agreements.

The County and Sub-Counties provided supporting documentation including the training plan, training timetable, venue, and the attendance lists.

Review of the documents provided for audit revealed anomalies as summarized below and detailed in **Appendices 9 and 10**.

**Table 9: Training of Vaccinators at the County Level**

Observation/Findings	Sub-County Stores		Facilities	
	Number of Compliant	Number of Non-Compliant	Number of Compliant	Number of Non-Compliant
County and Sub-Counties were not represented in National training for ToT.	9	0	N/a	N/a
Counties and Sub-Counties Health Management Team not trained on Covid-19 immunization	9	0	76	2
Trainings not well spread to all necessary cadres	9	0	N/a	N/a
Lack of a training plan and trainings not done as per training plan	9	0	N/a	N/a
Lack of a specific training budget for Covid -19 immunization	0	9	N/a	N/a
Variance between budget and actual expenditure for training on Covid-19 vaccination.	0	9	N/a	N/a
Lack of details including designation, attendance dates, financier of staff at national/county/Sub-County/facility	9	0	76	2
Lack of adequate staff to carry out the Covid-19 vaccination	N/a	N/a	77	1
Lack of separation of roles and duties	N/a	N/a	78	0

Observation/Findings	Sub-County Stores		Facilities	
	Number of Compliant	Number of Non-Compliant	Number of Compliant	Number of Non-Compliant
Lack of prior training on Covid – 19 including vaccine administration	N/a	N/a	76	2
Failure to use trained staff to train other staff	N/a	N/a	77	1

In the foregoing, the Special Audit Team could not establish the adequacy of Human Resources engagement in the Covid-19 vaccines roll out programme.

### 3.7 Coordination of players

#### Coordination at County Level

According to the National Covid-19 Vaccine Deployment Plan 2021, the County Emergency Covid-19 Response Committee were to be adopted to form the Steering Committee. Review of documents provided for audit at the Counties, Sub-Counties and Facilities revealed anomalies as summarized below and detailed in **Appendices 11, 12 and 13**.

**Table 9: Coordination at County Level**

Observation/Findings	County		Sub-County Stores		Facilities	
	Non-Compliance in County	Non-Compliance in County	Number of Compliant	Number of Non-Compliant	Number of Compliant	Number of Non-Compliant
Failure to form coordination taskforce/committee	0	1	0	9	N/a	N/a
Task force /committee without terms of reference (TOR)	0	1	0	9	N/a	N/a
Failure to comply with the TORS	1		0	9	N/a	N/a
Lack of directives/ advisory/instructions from higher levels in the Covid-19 Vaccine management	0	1	9	0	78	0
Lack of upward/ downward communication in Covid-19 Vaccine Roll out	0		0	9	78	0
Lack of committee meetings	0		0	9	N/a	N/a
Failure to carry out advocacy	0	1	9	0	78	0
Failure to carry out mobilization	0	1	9	0	75	3

Observation/Findings	County		Sub-County Stores		Facilities	
	Non-Compliance in County	Non-Compliance in County	Number of Compliant	Number of Non-Compliant	Number of Compliant	Number of Non-Compliant
Failure to carry out mobilization outreaches	0	1	9	0	77	1

From the foregoing, none of the Sub-Counties which had a co-ordination taskforce had any documentation on the Terms of Reference, thus it was not possible to establish compliance.

### 3.8 Monitoring and Supervision

#### Monitoring and Supervision at the County and Facilities Level

Review of documents provided for audit at the various levels of Covid-19 management revealed anomalies as summarized in Table 11 and detailed in **Appendices 14, 15 and 16.**

**Table 10: Monitoring and Supervision at the County and Facilities Level**

Observation/Findings	County		Sub-County Stores		Facilities	
	Number of Compliant	Number of Non-Compliant	Number of Compliant	Number of Non-Compliant	Number of Compliant	Number of Non-Compliant
Lack of a designated officer as an in charge for monitoring Covid-19 vaccine roll out	0	1	9	0	N/a	N/a
Lack tablets from the Ministry	1	0	9	0	78	0
Tablet not in good working conditions	0	1	9	0	70	8
Personnel involved in the rollout not facelifted by air time	0	1	0	9	0	78
Lack of mechanism/measures where patients could report adverse effect after vaccination	1	0	9	0	1	77
Lack of Adverse effect booklet etc. that are required to report adverse effects	1	0	9	0	78	0
Failure to monitor temperature during	N/a	N/a	9	0	77	1

Observation/Findings	County		Sub-County Stores		Facilities	
	Number of Compliant	Number of Non-Compliant	Number of Compliant	Number of Non-Compliant	Number of Compliant	Number of Non-Compliant
transportation of vaccines						
Failure to record temperature every morning and evening in the temperature monitoring chart/tool	N/a	N/a	9	0	77	1
Failure to monitor for the expiry of the vaccines	N/a	N/a	9	0	78	0
Failure to monitor the Pfizer and Moderna vaccines for the 30 days expiry period after thawing	N/a	N/a	9	0	77	1

In view of the above, one facility failed to monitor temperatures during transportation of vaccines and as a result, it was not possible to ascertain deviations beyond the acceptable standards set by WHO. Further, out of the 78 facilities, 70 facilities had received tablets from the MOH for use in recording vaccine receipts and administration and were in good working condition. 8 tablets were found not to be in good working condition. Similarly, personnel in the 78 facilities reported not having received the monthly airtime. Consequently, there was inconsistency in the release of the monthly airtime for the tablets in the facilities and the Sub-Counties.

#### 4.0 IRREGULARITIES AND WEAKNESSES IN MANAGEMENT AND INSTITUTIONS CONTROLS OF VACCINES

##### Irregularities and Weaknesses at the County and Sub-County Level

The following are the irregularities and weaknesses observed at the County and Sub-County Level and the corresponding recommendations made by the Special Audit team.


**Table 11: Irregularities and weaknesses at the County and Sub-County Level**

	Irregularities and Weaknesses	Recommendations
1	The Sub-County stores were indicating to have issued vaccines to the facilities while they are still being held in stores.	The data to be updated to the Chanjo system should be the real data.
2	Inadequate personnel at the vaccinating centers	Enhance human capital resource in the facilities.
3	Poor record keeping in management of vaccines at both the store and the facilities.	Have records keeping personnel at the facilities.
4	Non recording of expired, damaged and wasted vaccines.	Proper recording of the expired, wasted and damaged vaccines.
5	Lack of a county budget on covid-19 programs and action plans.	The county should have a budget specifically for managing covid-19 roll out activities.
6	Non-facilitation of the teams at facilities and Sub-Counties with airtime, internet bundles, and subsistence allowances.	Management should ensure teams participating in the vaccination program are enabled to perform their functions effectively.

## 5.0 CONCLUSION

The objective of the Special Audit was to determine the efficiency and effectiveness of the Covid-19 vaccine roll out in Kisii County. Following the findings, the County should ensure that all vaccinating facilities are defined in the Chanjo System and effective supervision of the activities at the County, Sub-County and facilities on all matters relating to receipts, issues and administering of vaccines. The above weaknesses resulted in an unexplained variance (deficit) of 26, 488 of vaccine doses valued at Kshs.18,971,210 based on the average Vaccine cost during the period.

The County should also adhere to the cold chain and supply logistics guidelines as issued by WHO and MOH. In order to meet the increasing demand for health service, there is need to continuously assess the adequacy of health workers and build their capacity for effective service delivery to the citizens of Kisii County.

  
CPA Nancy Gathungu, CBS  
**AUDITOR-GENERAL**

24 June, 2022

Nairobi

## 6.0 APPENDICES

### Appendix 1: Vaccinating Facilities in Kisii County

Sub-County	Sub-County Store	Facility	Defined In Chanjo System
South Mugirago	Nduru Sub-County Referral Hospital	Nduru Sub-County Referral Hospital	Yes
		Etago Sub-County Hospital	Yes
		Tabaka Mission Hospital	Yes
		Nyatike Health Centre	Yes
		Suguta Health Centre	Yes
		Boige Health Centre	Yes
		Omogwa Dispensary	Yes
		Giatunda Dispensary	Yes
		Nyabiosi Health Centre	Yes
		Bokimai Dispensary	Yes
		Moticho Health Centre	Yes
Nyaribari Masaba	Gesusu Sub-County Refferal Hospital	Friends Kiamokama	No
		Kiamokama	No
		Ramasha	No
		Nyasike	No
		Ikirongo	No
		Keeyani	No
		Nyamagesa	No
		Emeroka	No
		Gesusu Sub-County Refferal Hospital	Yes
		Ibacho Sub-County Hospital	Yes
		St Cathrine Ichuni Mission Hospital	Yes
		Masimba Sub-County Hospital	Yes
		Ekerubo Health Centre (Masaba South)	Yes
Nyamasibi Sub-County Hospital	Yes		
Sosera Health Centre	Yes		
Nyaribari Chache	Keumbu Sub-County Referral Hospital	Keumbu Sub-County Referral Hospital	Yes

Sub-County	Sub-County Store	Facility	Defined In Chanjo System
		Ibena Sub-County Hospital	Yes
		Kiogoro Model Health Centre	Yes
		Nyanchwa Adventist Hospital	Yes
		Nyanko Health Centre	Yes
Kitutu chache south	Kisii Teaching And Referral Hospital (Level 6)	Kisii Teaching And Referral Hospital (Level 6)	Yes
		Iranda Sub-County Referral Hospital	Yes
		Oresi Health Centre	Yes
		Mosocho Market Dispensary	Yes
		Nyangena Hospital	Yes
		Hema Hospital	Yes
		Oasis Specialist Hospital	Yes
Kitutu chache north	Marani Sub-County Referral Hospital	Marani Sub-County Referral Hospital	Yes
		Isecha Health Centre	Yes
		Kegogi Health Centre	Yes
		Entanda Health Centre	Yes
		Sieka Health Centre	Yes
		Eramba Health Centre	Yes
		Nyagoto Health Centre	Yes
Bonchari	Iyabe Sub-County Referral Hospital	Iyabe Sub-County Referral Hospital	Yes
		Riotanchi Health Centre	Yes
		Nyamagundo Sub-County Hospital	Yes
		Bitare Dispensary	Yes
		Kiaruta Dispensary	Yes
		Marble Hospital	Yes
		Isamwera Dispensary	Yes
		Gesuguri Dispensary	Yes
		Riana Health Centre	Yes
		Nyamagiri Dispensary	Yes
Ekerubo Dispensary	Yes		
Bomachoge borabu	Kenya Sub Count Referral Hospital	Kenya Sub Count Referral Hospital	Yes

Sub-County	Sub-County Store	Facility	Defined In Chanjo System
		Magena Health Centre	Yes
		Omobera Dispensary	Yes
		Eberege Health Centre	Yes
		Magenche Health Centre	Yes
		Monianku Health Centre	Yes
Bobasi	Nyamache Sub-County Refferal Hospital	Nyamache Sub-County Refferal Hospital	Yes
		Nyacheki Sub Couny Hospital	Yes
		Kenyerere Sub-County Hospital	Yes
		Gesabakwa Health Centre	Yes
		Nyansakia Health Centre	Yes
		Borangi Health Centre	Yes
		Kionyo Health Centre	Yes
		Kiobegi Dispensary (Nyamache)	Yes
		Kenyambi Health Centre	Yes
		Omosaria Dispensary	Yes
		Nyakegogi Dispensary	Yes
		Lenmek Hospital	Yes
		Gesure Dispensary (Sameta)	Yes
Bomachoge chache	Gucha Sub-County Referral Hospital	Gucha Sub-County Referral Hospital	Yes
		Misesi Sub-County Hospital	Yes
		Keragia Health Centre	Yes

## Appendix 2: Budget at County and Sub-County Level – Kisii County

Kisii County	B1	B2	B3	B4	B5	B6	B7	B8
Bobasi	No	No	No	No	No	No	No	No
Bomachoge Borabu	No	No	No	No	No	No	No	No
Bomachoge Chache	No	No	No	No	No	No	No	No
Bonchari	No	No	No	No	No	No	No	No
Kitutu Chache North	No	No	No	No	No	No	No	No
Kitutu Chache South	No	No	No	No	No	No	No	No
Nyaribari Chache	No	No	No	No	No	No	No	No
Nyaribari Masaba	No	No	No	No	No	No	No	No
South Mugarango	No	No	No	No	No	No	No	No
<b>Compliant</b>	<b>0</b>	<b>0</b>	<b>0</b>	<b>0</b>	<b>0</b>	<b>0</b>	<b>0</b>	<b>0</b>
<b>Non-compliant</b>	<b>9</b>	<b>9</b>	<b>9</b>	<b>9</b>	<b>9</b>	<b>9</b>	<b>9</b>	<b>9</b>

### Key/Details:

<b>B1</b>	Was the associated Covid-19 vaccination costs, including transportation, training and procurement of auxiliary services such as syringes and safety boxes, budgeted for?
<b>B2</b>	Did the county receive any Covid-19 related budgetary support from donors/National government?
<b>B3</b>	Did the county spend on Covid-19 vaccination?
<b>B4</b>	Did the Sub-County/Facility finance the following costs related to Covid-19 vaccination;
<b>B5</b>	i) Distribution of Vaccines/
<b>B6</b>	ii) Outreaches
<b>B7</b>	iii) Trainings
<b>B8</b>	iv) Acquisition of auxiliary facilities (Temperature monitoring tools, Adverse effect reporting booklet, Needles etc.)?

### Appendix 3: Storage at Sub-County Level – Kisii County

Sub-County	S1	S2	S3	S4	S5	S6	S7	S8	S9	S10	S11	S12	S13	S14	S15	S16	S17	S18	S19
Bobasi	No	Yes	No	Yes	Yes	Yes	Yes	Yes	Yes	Yes	Yes	No	Yes	Yes	Yes	Yes	No	Yes	Yes
Bomachoge Borabu	No	Yes	Yes	Yes	Yes	Yes	Yes	Yes	Yes	Yes	Yes	No	Yes	Yes	Yes	Yes	No	Yes	Yes
Bomachoge Chache	No	Yes	Yes	Yes	Yes	Yes	Yes	Yes	Yes	Yes	Yes	No	Yes	Yes	Yes	Yes	No	Yes	Yes
Bonchari	No	Yes	Yes	Yes	Yes	Yes	Yes	Yes	Yes	Yes	Yes	No	Yes	Yes	Yes	Yes	No	Yes	Yes
Kitutu Chace North	No	Yes	Yes	Yes	Yes	Yes	Yes	Yes	Yes	Yes	Yes	No	Yes	Yes	Yes	Yes	No	Yes	Yes
Kitutu Chache South	No	Yes	Yes	Yes	Yes	Yes	Yes	Yes	Yes	Yes	Yes	No	Yes	Yes	Yes	Yes	No	Yes	No
Nyaribari Chache	No	Yes	Yes	Yes	Yes	Yes	Yes	Yes	Yes	Yes	Yes	No	Yes	Yes	Yes	Yes	No	Yes	Yes
Nyaribari Masaba(Gesusu)	No	Yes	Yes	Yes	Yes	Yes	Yes	Yes	Yes	Yes	Yes	No	Yes	Yes	Yes	Yes	No	Yes	No
South mugirango	No	Yes	Yes	Yes	Yes	Yes	Yes	Yes	Yes	Yes	Yes	No	Yes	Yes	Yes	Yes	No	Yes	No
<b>Compliant</b>	<b>0</b>	<b>9</b>	<b>8</b>	<b>9</b>	<b>9</b>	<b>9</b>	<b>9</b>	<b>9</b>	<b>9</b>	<b>9</b>	<b>9</b>	<b>0</b>	<b>9</b>	<b>9</b>	<b>9</b>	<b>9</b>	<b>0</b>	<b>9</b>	<b>6</b>
<b>Non-Compliant</b>	<b>9</b>	<b>0</b>	<b>1</b>	<b>0</b>	<b>0</b>	<b>0</b>	<b>0</b>	<b>0</b>	<b>0</b>	<b>0</b>	<b>0</b>	<b>9</b>	<b>0</b>	<b>0</b>	<b>0</b>	<b>0</b>	<b>9</b>	<b>0</b>	<b>3</b>

#### Key/Details:

<b>S1</b>	Does the building have sufficient security to prevent loss of Covid vaccines as well as prevent unauthorized access?
<b>S2</b>	Is there sufficient space for orderly receipt, warehousing, and dispatch of vaccines? In particular, a quarantine area for isolation when necessary, including isolation of faulty packs and recalled goods? (The vaccines and areas concerned should be appropriately identified.)
<b>S3</b>	Are the Broken or damaged items withdrawn from usable stock and stored separately?
<b>S4</b>	Is there sufficient lighting necessary to enable all operations to be carried out accurately and safely?
<b>S5</b>	Are all Covid-19 vaccines stored off the floor?
<b>S6</b>	Are Refrigerated and freezing storage environments fitted with signals to indicate that refrigeration has failed?(The signal should permit resetting only by the authorized person.)
<b>S7</b>	Are the vaccines issued on a FIFO method and guided by the expiry date?
<b>S8</b>	Is there a contingency plan put in place in case of power failure, equipment breakdown, or cold chain breach?
<b>S9</b>	Are there Secure measures to ensure that rejected vaccines cannot be used? Are they stored separately from other products while awaiting destruction or return to the supplier?
<b>S10</b>	Are there Written procedures and a sanitation program indicating the frequency of cleaning and the methods used to clean the premises and storage areas?
<b>S11</b>	Is there a cleaning log that must be completed, signed, and checked by the appropriately designated person?

<b>S12</b>	Is there a written procedure and a program for pest control? Do the pest control agents used pose any risk of contaminating the vaccines? (A site flow plan indicating where the bait stations are situated must be available.)
<b>S13</b>	Are there appropriate written procedures for the clean-up of any spillage to ensure the complete removal of any risk of contamination?
<b>S14</b>	Are the Covid-19 vaccines stored in such a way as to prevent contamination or cross-contamination?
<b>S15</b>	Are the storage conditions compatible with the storage conditions specified on their labels? (Storage facilities should protect goods from deterioration.)
<b>S16</b>	Are the warehouse maintained at a temperature not exceeding 30 °C, and relative humidity not exceeding 75% Relative humidity (WHO zone IVb requirements) at all times?
<b>S17</b>	Are the storage conditions of the refrigerators per the vaccine manufacturer's recommendations? (Refrigerated (2°C to 8°C))
<b>S18</b>	Are there continuous temperature monitoring devices? If Yes, are there Written procedures describing the action in case of temperature deviating outside of the set standards and conditions?
<b>S19</b>	Dose the County have any stock in the Cold Room? If Yes perform Physical count of doses in the cold room (Grouped per vaccine and Batch X.) and populate the remarks and hyperlink in the remarks column a paper tabulating the results of the count.

Appendix 4: Storage at Facility Level – Kisii County

Sub-County	S1	S2	S3	S4	S5	S6	S7	S8	S9	S10	S11	S12
<b>Bobasi Sub-County</b>												
Gesure Health Centre	Yes	Yes	Yes	Yes	Yes	Yes	Yes	Yes	No	No	Yes	Yes
Borangi Health Centre	Yes	Yes	Yes	No	Yes	Yes	No	Yes	No	No	Yes	Yes
Gesabakwa Health Centre	Yes	Yes	Yes	Yes	Yes	Yes	No	Yes	No	No	Yes	Yes
Kenyambi Health Centre	Yes	Yes	Yes	No	Yes	Yes	Yes	Yes	No	No	Yes	Yes
Kenyere Health Centre	Yes	Yes	Yes	Yes	Yes	Yes	Yes	Yes	No	No	Yes	Yes
Kiobegi Health Centre	Yes	Yes	Yes	Yes	Yes	Yes	Yes	Yes	No	No	Yes	Yes
Kionyo Health Centre	Yes	Yes	Yes	Yes	Yes	Yes	Yes	Yes	No	No	Yes	Yes
Lenmek Health Facility	No	No	Yes	No	No	Yes	No	Yes	No	No	No	No
Nyacheki Health Centre	Yes	Yes	Yes	No	Yes	Yes	Yes	Yes	No	No	Yes	Yes
Nyakegogi Health Centre	Yes	Yes	Yes	No	Yes	Yes	No	Yes	No	No	Yes	Yes
Nyamache Referral Hospital	Yes	Yes	Yes	No	Yes	Yes	Yes	Yes	No	No	Yes	Yes
Nyansakia Health Centre	Yes	Yes	Yes	Yes	Yes	Yes	Yes	Yes	No	No	Yes	Yes
Omosaria Dispensary	Yes	Yes	Yes	Yes	Yes	Yes	Yes	Yes	No	No	Yes	Yes
<b>Bomachoge Borabu</b>												
Eberege Health Centre	Yes	Yes	Yes	Yes	Yes	Yes	Yes	Yes	No	No	Yes	Yes
Kenya Sub-County Referral Hospital	Yes	Yes	Yes	Yes	Yes	Yes	Yes	Yes	No	No	Yes	Yes
Magenia Facility	Yes	Yes	Yes	Yes	Yes	Yes	Yes	Yes	No	No	Yes	Yes
Magenche Health Centre	Yes	Yes	Yes	Yes	Yes	Yes	Yes	Yes	No	No	Yes	Yes
Omobera Facility	Yes	Yes	Yes	Yes	Yes	Yes	Yes	Yes	No	No	Yes	Yes
<b>Bomachoge Chache</b>												
Gucha Facility	Yes	Yes	Yes	Yes	Yes	Yes	Yes	Yes	No	No	Yes	Yes
Keragia Facility	Yes	Yes	Yes	Yes	Yes	Yes	Yes	Yes	No	No	Yes	Yes

Sub County	S1	S2	S3	S4	S5	S6	S7	S8	S9	S10	S11	S12
Misesi Health Care	Yes	Yes	Yes	Yes	No	Yes	Yes	Yes	No	Yes	Yes	Yes
<b>Bonchari</b>												
Bitare Dispensary	Yes	Yes	Yes	Yes	Yes	Yes	Yes	Yes	No	No	Yes	Yes
Ekerubo Dispensary	Yes	Yes	Yes	Yes	Yes	Yes	Yes	Yes	Yes	No	Yes	Yes
Gesuguri Dispensary	Yes	Yes	Yes	Yes	Yes	Yes	Yes	Yes	Yes	No	Yes	Yes
Isamweri Dispensary	Yes	Yes	Yes	Yes	Yes	Yes	Yes	Yes	Yes	No	Yes	Yes
Iyabe Sub-County Referral Hospital	Yes	Yes	Yes	Yes	Yes	Yes	Yes	Yes	Yes	No	Yes	Yes
Kiaruta Dispensary	Yes	Yes	Yes	Yes	Yes	Yes	Yes	Yes	Yes	No	Yes	Yes
Marble Hospital	Yes	Yes	Yes	Yes	Yes	Yes	Yes	Yes	Yes	Yes	Yes	Yes
Nyamagiri Dispensary	Yes	Yes	Yes	Yes	Yes	Yes	Yes	Yes	Yes	No	Yes	Yes
Nyamagundo Sub-County Hospital	Yes	Yes	Yes	Yes	Yes	Yes	Yes	Yes	Yes	No	Yes	Yes
Riana Health Centre	Yes	Yes	Yes	Yes	Yes	Yes	Yes	Yes	Yes	No	Yes	Yes
Riotanchi Health Centre	Yes	Yes	Yes	Yes	Yes	Yes	Yes	Yes	Yes	No	Yes	Yes
<b>Kitutu Chache North</b>												
Entanda Health Facility	Yes	Yes	Yes	Yes	Yes	Yes	Yes	Yes	Yes	No	Yes	Yes
Eramba	Yes	Yes	Yes	Yes	Yes	Yes	Yes	Yes	Yes	No	Yes	Yes
Isecha	Yes	Yes	Yes	Yes	Yes	Yes	Yes	Yes	Yes	No	Yes	Yes
Kegogi	Yes	Yes	Yes	Yes	Yes	Yes	Yes	Yes	Yes	No	Yes	Yes
Marani Hospital	Yes	Yes	Yes	Yes	Yes	Yes	Yes	Yes	Yes	No	Yes	Yes
Nyagoto	Yes	Yes	Yes	Yes	Yes	Yes	Yes	Yes	Yes	No	Yes	Yes
Sieka	Yes	Yes	Yes	Yes	Yes	Yes	Yes	Yes	Yes	No	Yes	Yes
<b>Kitutu Chache South</b>												
Hema Hospital	Yes	Yes	Yes	Yes	Yes	Yes	Yes	Yes	Yes	Yes	Yes	Yes
Iranda Sub-County Referral Hospital	Yes	Yes	Yes	Yes	Yes	Yes	Yes	Yes	Yes	No	Yes	Yes

Sub-County	S1	S2	S3	S4	S5	S6	S7	S8	S9	S10	S11	S12
Kisii Teaching And Referral Hospital	Yes	Yes	Yes	Yes	Yes	Yes	Yes	Yes	No	No	Yes	Yes
Moscho Market Dispensary	Yes	Yes	Yes	Yes	Yes	Yes	Yes	Yes	No	No	Yes	Yes
Nyangena Hospital	Yes	Yes	Yes	Yes	Yes	Yes	Yes	Yes	Yes	Yes	Yes	Yes
Oasis Specialist Hospital	Yes	Yes	Yes	Yes	Yes	Yes	Yes	Yes	Yes	Yes	Yes	Yes
Oresi Health Centre	Yes	Yes	Yes	Yes	Yes	Yes	Yes	Yes	No	No	Yes	Yes
<b>Nyaribari Chache</b>												
Ibena Facility	Yes	Yes	Yes	Yes	Yes	Yes	Yes	Yes	No	No	Yes	Yes
Keumbu Facility	Yes	Yes	Yes	Yes	Yes	Yes	Yes	Yes	No	No	Yes	Yes
Kiogoro Facility	Yes	Yes	Yes	Yes	Yes	Yes	Yes	Yes	No	No	Yes	Yes
Nyanchwa Facility	Yes	Yes	Yes	Yes	Yes	Yes	Yes	Yes	No	No	Yes	Yes
Nyanko Facility	Yes	Yes	Yes	Yes	Yes	Yes	Yes	Yes	No	No	Yes	Yes
<b>Nyaribari Masaba</b>												
Ekerubo Facility	Yes	Yes	Yes	Yes	Yes	Yes	Yes	Yes	No	No	Yes	Yes
Emeroka Facility	Yes	Yes	Yes	Yes	Yes	Yes	Yes	Yes	No	No	Yes	Yes
Friends Kiamokama Facility	Yes	Yes	Yes	Yes	Yes	Yes	Yes	Yes	No	No	Yes	Yes
Gesusu Facility	Yes	Yes	Yes	Yes	Yes	Yes	Yes	Yes	No	No	Yes	Yes
Ibacho Facility	Yes	Yes	Yes	Yes	Yes	Yes	Yes	Yes	No	No	Yes	Yes
Ikirongo Facility	Yes	Yes	Yes	Yes	Yes	Yes	Yes	Yes	No	No	Yes	Yes
Keeyani Facility	Yes	Yes	Yes	Yes	Yes	No	Yes	Yes	No	No	Yes	Yes
Kiamokama Facility	Yes	Yes	Yes	Yes	Yes	Yes	Yes	Yes	No	No	Yes	Yes
Masimba Facility	Yes	Yes	Yes	Yes	Yes	Yes	Yes	Yes	No	No	Yes	Yes
Nyamagesa Facility	Yes	Yes	Yes	Yes	Yes	Yes	Yes	Yes	No	No	Yes	Yes
Nyamasibi Facility	Yes	Yes	Yes	Yes	Yes	Yes	Yes	Yes	No	No	Yes	Yes
Nyasike Facility	Yes	Yes	Yes	Yes	Yes	Yes	Yes	Yes	No	No	Yes	Yes

Sub-County	S1	S2	S3	S4	S5	S6	S7	S8	S9	S10	S11	S12
Ramasha Facility	Yes	Yes	Yes	Yes	Yes	Yes	Yes	Yes	No	No	Yes	Yes
Sosera Facility	Yes	Yes	Yes	Yes	Yes	Yes	Yes	Yes	No	No	Yes	Yes
St Cathrine Ichuni Mission Hospital	Yes	Yes	Yes	Yes	Yes	Yes	Yes	Yes	No	No	Yes	Yes
<b>South Mugirango</b>												
Boige Health Facility	Yes	Yes	Yes	Yes	Yes	Yes	Yes	Yes	No	Yes	Yes	Yes
Bokimai Dispensary	Yes	Yes	Yes	Yes	Yes	Yes	Yes	Yes	No	Yes	Yes	Yes
Etago Sub-County Hospital	Yes	Yes	Yes	Yes	Yes	Yes	Yes	Yes	No	Yes	Yes	Yes
Giatunda Health Facility	Yes	Yes	Yes	Yes	Yes	Yes	Yes	Yes	No	No	Yes	Yes
Monianku Health Centre	Yes	Yes	Yes	Yes	Yes	Yes	Yes	Yes	No	No	Yes	Yes
Moticho Health Centre	Yes	Yes	Yes	Yes	Yes	Yes	Yes	Yes	No	No	Yes	Yes
Nduru Sub-County Referral Hospital	Yes	Yes	Yes	Yes	Yes	Yes	Yes	Yes	No	Yes	Yes	Yes
Nyabiosi Health Centre	Yes	Yes	Yes	Yes	Yes	Yes	Yes	Yes	No	Yes	Yes	Yes
Nyatike Health Facility	Yes	Yes	Yes	Yes	Yes	Yes	Yes	Yes	No	Yes	Yes	Yes
Omogwa Dispensary	Yes	Yes	Yes	Yes	Yes	Yes	Yes	Yes	No	Yes	Yes	Yes
Suguta Health Facility	Yes	Yes	Yes	Yes	Yes	Yes	Yes	Yes	Yes	Yes	Yes	Yes
Tabaka Mission Hospital	Yes	Yes	Yes	Yes	Yes	Yes	Yes	Yes	Yes	Yes	Yes	Yes
<b>Compliant</b>	<b>77</b>	<b>77</b>	<b>78</b>	<b>72</b>	<b>75</b>	<b>78</b>	<b>74</b>	<b>78</b>	<b>12</b>	<b>14</b>	<b>77</b>	<b>77</b>
<b>Non Compliant</b>	<b>1</b>	<b>1</b>	<b>0</b>	<b>6</b>	<b>3</b>	<b>0</b>	<b>4</b>	<b>0</b>	<b>66</b>	<b>64</b>	<b>1</b>	<b>1</b>

**Key/Details:**

<b>S1</b>	Is the refrigerator well secured to prevent unauthorized access?
<b>S2</b>	Were broken or damaged items withdrawn from usable stock and stored separately?
<b>S3</b>	Is there sufficient lighting necessary to enable all operations to be carried out accurately and safely?
<b>S4</b>	Are all Covid 19 vaccines (Fridge) stored off the floor?

<b>S5</b>	Is the Refrigerator is fitted with signals to indicate that refrigeration has failed?(The signal should permit resetting only by the authorized person.)
<b>S6</b>	Are the vaccines issued on a FIFO method and guided by the expiry date?
<b>S7</b>	Is there a contingency plan in case of power failure, equipment breakdown, or cold chain breach
<b>S8</b>	Are there measures to ensure that rejected vaccines cannot be used? (They should be stored separately from other products while awaiting destruction or return to the supplier)
<b>S9</b>	Are there Written procedures and a sanitation program indicating the frequency of cleaning and the methods used to clean the premises and storage areas (There should be a chart on the wall that is signed after every cleaning and a poster giving cleaning instructions)
<b>S10</b>	Are there appropriate written procedures for the clean-up of any spillage to ensure the complete removal of any risk of contamination?
<b>S11</b>	Are the storage conditions of the refrigerators per the vaccine manufacturer's recommendations? (Refrigerated (2°C to 8°C))
<b>S12</b>	Is there Continuous temperature monitoring devices?If yes, are there Written procedures describing the action in case of temperature deviating outside of the set standards and conditions?

**Appendix 5: Receipts at County Facilities up to 31 march, 2022**

Vaccine	Sub-County	Facilities	Doses Received
Janssen	Bobasi		
		Borangi Health Centre	120
		Gesabakwa Health Centre	350
		Gesure Dispensary (Sameta)	115
		Kenyambi Health Centre	80
		Kenyerere Sub-County Hospital	670
		Kiobegi Dispensary (Nyamache)	410
		Kionyo Health Centre	160
		Lenmek Hospital	100
		Nyachekei Sub-Couny Hospital	1,050
		Nyakegogi Dispensary	200
		Nyamache Sub-County Refferal Hospital	9,605
		Nyansakia Health Centre	310
		Omosaria Dispensary	250
	<b>Total</b>		<b>13,420</b>
	<b>Bomachoge Borabu</b>		
		Eberege Health Centre	900
		Kenyenya Sub Count Referral Hospital	4,250
		Magena Health Centre	2,300
		Magenche Health Centre	550
		Omobera Dispensary	1,550
	<b>Total</b>		<b>9,550</b>
	<b>Bomachoge Chache</b>		
		Gucha Sub-County Referral Hospital	6,035
		Keragia Health Centre	250
		Misesi Sub-County Hospital	1,265

Vaccine	Sub-County	Facilities	Doses Received
	<b>Total</b>		<b>7,550</b>
	<b>Bonchari</b>		
		Bitare Dispensary	800
		Ekerubo Dispensary	25
		Ekiendege Dispensary	50
		Gesuguri Dispensary	505
		Isamwera Dispensary	570
		Iyabe Sub-County Referral Hospital	4,350
		Kiaruta Dispensary	1,050
		Marble Hospital	1,700
		Nyamagiri Dispensary	400
		Nyamagundo Sub-County Hospital	850
		Riana Health Centre	350
		Riotanchi Health Centre	1,150
	<b>Total</b>		<b>11,800</b>
	<b>Kitutu Chache North</b>		
		Entanda Health Centre	980
		Eramba Health Centre	100
		Isecha Health Centre	450
		Kegogi Health Centre	1,480
		Marani Sub-County Referral Hospital	2,860
		Nyagoto Health Centre	600
		Sieka Health Centre	30
	<b>Total</b>		<b>6,500</b>
	<b>Kitutu Chache South</b>		
		Beyond Zero Mobile Medical Clinic (Kisii)	150
		Hema Hospital	300
		Iranda Sub-County Referral Hospital	2,450

Vaccine	Sub County	Facilities	Doses Received
		Kisii Teaching And Referral Hospital (Level 6)	17,745
		Mosocho Market Dispensary	1,400
		Nyangena Hospital	300
		Oasis Specialist Hospital	400
		Oresi Health Centre	525
		Nyaribari Chache	9,120
		Ibeno Sub-County Hospital	290
		Keumbu Sub-County Referral Hospital	7,350
		Kiogoro Model Health Centre	710
		Nyanchwa Adventist Hospital	550
		Nyanko Health Centre	220
	<b>Total</b>		<b>23,270</b>
	<b>Nyaribari Masaba</b>		
		Ekerubo Health Centre (Masaba South)	480
		Gesusu Sub-County Refferal Hospital	5,370
		Ibacho Sub-County Hospital	1,530
		Masimba Sub-County Hospital	1,560
		Nyamasibi Sub-County Hospital	680
		Sosera Health Centre	310
		St Cathrine Ichuni Mission Hospital	780
	<b>Total</b>		<b>10,710</b>
	<b>South Mugirango</b>		
		Boige Health Centre	45
		Eburi Dispensary	50
		Etago Sub-County Hospital	3,500
		Giatunda Dispensary	100
		Monianku Health Centre	50
		Nduru Sub-County Referral Hospital	5,625

Vaccine	Sub-County	Facilities	Doses Received
		Nyakeyo	50
		Nyatike Health Centre	180
		Omogwa Dispensary	50
		Openda Dispensary	50
		Ropment Medical Center	50
		Suguta Health Centre	50
		Tabaka Mission Hospital	1,150
	<b>Total</b>		<b>10,950</b>
		<b>Grand Total Janssen</b>	<b>102,870</b>
Vaccine	Sub-County	Facilities	Doses Received
<b>Moderna</b>	<b>Bobasi</b>	Gesabakwa Health Centre	84
		Nyacheki Sub County Hospital	98
		Nyamache Sub-County Refferal Hospital	1,428
		Nyansakia Health Centre	70
		Bomachoge Borabu	1,330
		Kenyanya Sub Count Referral Hospital	1,330
	<b>Total</b>		<b>1,680</b>
	<b>Bomachoge Chache</b>		
		Gucha Sub-County Referral Hospital	1,554
		Misesi Sub-County Hospital	56
	<b>Total</b>		<b>1,610</b>
	<b>Bonchari</b>		
		Iyabe Sub-County Referral Hospital	1,680
		Kitutu Chache North	3,206
		Entanda Health Centre	342
		Isecha Health Centre	70
		Kegogi Health Centre	182
		Marani Sub-County Referral Hospital	2,310

Vaccine	Sub-County	Facilities	Doses Received
		Nyagoto Health Centre	224
		Sieka Health Centre	78
	<b>Total</b>		<b>1,680</b>
	<b>Kitutu Chache South</b>		
		Hema Hospital	602
		Iranda Sub-County Referral Hospital	1,470
		Kisii Teaching And Referral Hospital (Level 6)	5,726
		Mosocho Market Dispensary	140
		Nyangena Hospital	322
		Oresi Health Centre	140
		Nyaribari Chache	1,540
		Keumbu Sub-County Referral Hospital	1,146
		Nyanchwa Adventist Hospital	380
		Nyanko Health Centre	14
	<b>Total</b>		<b>8,400</b>
	<b>Nyaribari Masaba</b>		
		Gesusu Sub-County Refferal Hospital	734
		Ibacho Sub-County Hospital	436
		Masimba Sub-County Hospital	42
		Nyamasibi Sub-County Hospital	212
		Sosera Health Centre	28
		St Cathrine Ichuni Mission Hospital	228
	<b>Total</b>		<b>1,680</b>
	<b>South Mugirango</b>		
		Etago Sub-County Hospital	280
		Nduru Sub-County Referral Hospital	1,036
		Nyatike Health Centre	140
		Tabaka Mission Hospital	168

Vaccine	Sub-County	Facilities	Doses Received
	<b>Total</b>		<b>1,624</b>
		<b>Grand Total Moderna</b>	<b>22,750</b>
Vaccine	Sub-County	Facilities	Doses Received
<b>Astrazeneca</b>	<b>Bobasi</b>	Borangi Health Centre	260
		Gesabakwa Health Centre	310
		Kenyambi Health Centre	350
		Kenyerere Sub-County Hospital	610
		Kiobegi Dispensary (Nyamache)	280
		Kionyo Health Centre	270
		Lenmek Hospital	130
		Nyacheki Sub County Hospital	2,240
		Nyakegogi Dispensary	200
		Nyamache Sub-County Referral Hospital	12,420
		Nyansakia Health Centre	470
		Omosaria Dispensary	50
	<b>Total</b>		<b>17,590</b>
	<b>Bomachoge Borabu</b>	Eberege Health Centre	700
		Kenyanya Sub Count Referral Hospital	8,260
		Magena Health Centre	1,370
		Magenche Health Centre	320
		Omobera Dispensary	950
	<b>Total</b>		<b>11,600</b>
	<b>Bomachoge Chache</b>		
		Gucha Sub-County Referral Hospital	11,360
		Keragia Health Centre	280
		Misesi Sub-County Hospital	2,610
	<b>Total</b>		<b>14,250</b>
	<b>Bonchari</b>		

Vaccine	Sub-County	Facilities	Doses Received
		Bitare Dispensary	1,470
		Ekerubo Dispensary	80
		Ekiendege Dispensary	300
		Gesuguri Dispensary	420
		Isamwera Dispensary	1,250
		Iyabe Sub-County Referral Hospital	7,140
		Kiaruta Dispensary	1,160
		Marble Hospital	130
		Nyamagiri Dispensary	860
		Nyamagundo Sub-County Hospital	1,260
		Riana Health Centre	810
		Riotanchi Health Centre	980
	<b>Total</b>		<b>15,860</b>
	<b>Kitutu Cache North</b>		
		Entanda Health Centre	1,400
		Eramba Health Centre	150
		Isecha Health Centre	1,366
		Kegogi Health Centre	1,620
		Marani Sub-County Referral Hospital	7,440
		Nyagoto Health Centre	1,060
		Sieka Health Centre	240
	<b>Total</b>		<b>13,276</b>
	<b>Kitutu Cache South</b>		<b>55,550</b>
		Beyond Zero Mobile Medical Clinic (Kisii)	300
		Hema Hospital	450
		Iranda Sub-County Referral Hospital	5,730
		Kisii Teaching And Referral Hospital (Level 6)	45,620
		Mosocho Market Dispensary	1,400

Vaccine	Sub-County	Facilities	Doses Received
		Nyangena Hospital	1,000
		Oasis Specialist Hospital	450
		Oresi Health Centre	600
	<b>Total</b>		<b>55,550</b>
	<b>Nyaribari chache</b>		
		Ibeno Sub-County Hospital	3,170
		Keumbu Sub-County Referral Hospital	8,760
		Kiogoro Model Health Centre	2,250
		Nyanchwa Adventist Hospital	1,481
		Nyanko Health Centre	520
	<b>Total</b>		<b>16,181</b>
	<b>Nyaribari Masaba</b>		
		Ekerubo Health Centre (Masaba South)	850
		Gesusu Sub-County Referral Hospital	6,960
		Ibacho Sub-County Hospital	2,226
		Masimba Sub-County Hospital	1,630
		Nyamasibi Sub-County Hospital	1,050
		Sosera Health Centre	750
		St Cathrine Ichuni Mission Hospital	2,074
	<b>Total</b>		<b>15,540</b>
	<b>South Mugirango</b>		
		Boige Health Centre	70
		Bokimai Dispensary	40
		Eburi Dispensary	100
		Ekerongo Dispensary	20
		Etago Sub-County Hospital	5,310
		Giatunda Dispensary	120
		Metaburo Health Centre	20

Vaccine	Sub-County	Facilities	Doses Received
		Monianku Health Centre	110
		Moticho Health Centre	150
		Nduru Sub-County Referral Hospital	10,170
		Nyabiosi Health Centre	220
		Nyakeyo	20
		Nyamogonchoro Health Centre	130
		Nyatike Health Centre	600
		Omogwa Dispensary	70
		Openda Dispensary	20
		Ropment Medical Center	20
		Suguta Health Centre	330
		Tabaka Mission Hospital	710
	<b>Total</b>		<b>18,230</b>
		<b>Grand Total AstraZenca</b>	<b>178,077</b>
Vaccine	Sub-County	Facilities	Doses Received
<b>Pfizer</b>	<b>Bobasi</b>		
		Borangi Health Centre	660
		Gesabakwa Health Centre	1,050
		Gesure Dispensary (Sameta)	66
		Kenyambi Health Centre	90
		Kenyerere Sub-County Hospital	2,214
		Kiobegi Dispensary (Nyamache)	162
		Kionyo Health Centre	270
		Nyacheki Sub County Hospital	1,080
		Nyakegogi Dispensary	12
		Nyamache Sub-County Refferal Hospital	9,036
		Nyansakia Health Centre	372
		Omosaria Dispensary	150

Vaccine	Sub-County	Facilities	Doses Received
	<b>Total</b>		<b>15,162</b>
	<b>Bomachoge Borabu</b>		
		Eberege Health Centre	894
		Kenya Sub County Referral Hospital	5,604
		Magena Health Centre	1,788
		Magenche Health Centre	1,056
		Omobera Dispensary	1,506
	<b>Total</b>		<b>10,848</b>
	<b>Bomachoge Chache</b>		
		Gucha Sub-County Referral Hospital	10,644
		Keragia Health Centre	390
		Misesi Sub-County Hospital	1,728
	<b>Total</b>		<b>12,762</b>
	<b>Bonchari</b>		
		Bitare Dispensary	798
		Ekerubo Dispensary	360
		Ekiendege Dispensary	84
		Gesuguri Dispensary	774
		Isamwera Dispensary	1,248
		Iyabe Sub-County Referral Hospital	6,204
		Kiaruta Dispensary	666
		Marble Hospital	300
		Nyamagiri Dispensary	144
		Nyamagundo Sub-County Hospital	1,410
		Riana Health Centre	582
		Riotanchi Health Centre	1,860
	<b>Total</b>		<b>14,430</b>
	<b>Kitutu Chache North</b>		

Vaccine	Sub-County	Facilities	Doses Received
		Entanda Health Centre	1,362
		Eramba Health Centre	30
		Isecha Health Centre	1,530
		Kegogi Health Centre	1,194
		Marani Sub-County Referral Hospital	4,504
		Nyagoto Health Centre	180
		Sieka Health Centre	266
	<b>Total</b>		<b>9,066</b>
	<b>Kitutu Chache South</b>		
		Beyond Zero Mobile Medical Clinic (Kisii)	78
		Hema Hospital	722
		Iranda Sub-County Referral Hospital	2,190
		Kisii Teaching And Referral Hospital (Level 6)	18,506
		Mosocho Market Dispensary	990
		Nyangena Hospital	300
		Oasis Specialist Hospital	240
		Oresi Health Centre	1,020
	<b>Total</b>		<b>24,046</b>
	<b>Nyaribari Chache</b>		
		Ibeno Sub-County Hospital	2,162
		Keumbu Sub-County Referral Hospital	7,306
		Kiogoro Model Health Centre	1,122
		Nyanchwa Adventist Hospital	930
		Nyanko Health Centre	696
	<b>Total</b>		<b>12,216</b>
	<b>Nyaribari Masaba</b>		
		Ekerubo Health Centre (Masaba South)	1,182
		Gesusu Sub-County Refferal Hospital	5,824

Vaccine	Sub-County	Facilities	Doses Received
		Ibacho Sub-County Hospital	3,078
		Masimba Sub-County Hospital	1,548
		Nyamasibi Sub-County Hospital	1,020
		Sosera Health Centre	546
		St Cathrine Ichuni Mission Hospital	2,492
	<b>Total</b>		<b>15,690</b>
	<b>South Mugirango</b>		
		Boige Health Centre	320
		Bokimai Dispensary	264
		Eburi Dispensary	152
		Ekerongo Dispensary	102
		Etago Sub-County Hospital	1,950
		Giatunda Dispensary	240
		Metaburo Health Centre	102
		Monianku Health Centre	344
		Moticho Health Centre	102
		Nduru Sub-County Referral Hospital	7,414
		Nyakeyo	102
		Nyamogonchoro Health Centre	294
		Nyatike Health Centre	372
		Omogwa Dispensary	540
		Openda Dispensary	102
		Ropment Medical Center	80
		Suguta Health Centre	648
		Tabaka Mission Hospital	144
	<b>Total</b>		<b>13,272</b>
		<b>Grand Total Pfizer</b>	<b>127,492</b>
		<b>Grand Total</b>	<b>456030</b>

## Appendix 6- Utilization of vaccines

Vaccine	Facilities	Doses Received	Vaccination Administered	Total Physical Count	Expired and Disposed	Damaged and Disposed	Wastage and Disposed	Unaccounted For
Janssesn	Beyond Zero Mobile Medical Clinic (Kisii)	150	205	-	-	-	-	(55)
	Bitare Dispensary	800	993	-	-	-	-	(193)
	Boige Health Centre	45	202	10	-	-	-	(167)
	Borangi Health Centre	120	126	-	-	-	-	(6)
	Eberege Health Centre	900	801	-	-	-	-	99
	Eburi Dispensary	50	27	-	-	-	-	23
	Ekerubo Dispensary	25	122	-	-	-	-	(97)
	Ekerubo Health Centre (Masaba South)	480	580	-	-	-	-	(100)
	Ekiendege Dispensary	50	34	-	-	-	-	16
	Entanda Health Centre	980	964	115	-	-	-	(99)
	Eramba Health Centre	100	1,068	-	-	-	-	(968)
	Etago Sub-County Hospital	3,500	1,612	445	-	-	-	1,443
	Gesabakwa Health Centre	350	465	-	-	-	-	(115)
	Gesuguri Dispensary	505	825	-	-	-	-	(320)
	Gesure Dispensary (Sameta)	115	38	-	-	-	-	77
	Gesusu Sub-County Refferal Hospital	5,370	4,568	-	-	-	-	802
	Giatunda Dispensary	100	33	-	-	-	-	67
	Gucha Sub-County Referral Hospital	6,035	5,662	100	-	-	-	373
	Hema Hospital	300	262	30	-	-	-	8
	Ibacho Sub-County Hospital	1,530	1,415	-	-	-	-	115
Ibeno Sub-County Hospital	290	648	-	-	-	-	(358)	
Iranda Sub-County Referral Hospital	2,450	9,371	-	-	-	-	(6,921)	
Isamwera Dispensary	570	635	40	-	-	-	(105)	
Isecha Health Centre	450	1,395	-	-	-	-	(945)	
Iyabe Sub-County Referral Hospital	4,350	4,307	60	-	-	-	(17)	

Vaccine	Facilities	Doses Received	Vaccination Administered	Total Physical Count	Expired and Disposed	Damaged and Disposed	Wastage and Disposed	Unaccounted For
	Kegogi Health Centre	1,480	1,293	-	-	-	-	187
	Kenyambi Health Centre	80	108	-	-	-	-	(28)
	Kenya Sub County Referral Hospital	4,250	4,189	-	-	-	-	61
	Kenyerere Sub-County Hospital	670	1,082	-	-	-	-	(412)
	Keragia Health Centre	250	117	75	-	-	-	133
	Keumbu Sub-County Referral Hospital	7,350	7,177	-	-	-	-	173
	Kiaruta Dispensary	1,050	1,167	-	-	-	-	(117)
	Kiobegi Dispensary (Nyamache)	410	185	-	-	-	-	225
	Kiogoro Model Health Centre	710	869	-	-	-	-	(159)
	Kionyo Health Centre	160	366	-	-	-	-	(206)
	Kisii Teaching And Referral Hospital (Level 6)	17,745	7,061	-	-	-	-	10,684
	Lenmek Hospital	100	94	-	-	-	-	6
	Magen Health Centre	2,300	1,939	-	-	-	-	361
	Magenche Health Centre	550	437	-	-	-	-	113
	Marani Sub-County Referral Hospital	2,860	2,338	40	-	-	-	482
	Marble Hospital	1,700	1,880	-	-	-	-	(180)
	Masimba Sub-County Hospital	1,560	1,294	-	-	-	-	266
	Misesi Sub-County Hospital	1,265	1,910	-	-	-	-	(645)
	Monianku Health Centre	50	110	-	-	-	-	(60)
	Mosocho Market Dispensary	1,400	993	-	-	-	-	407
	Nduru Sub-County Referral Hospital	5,625	6,603	-	-	-	299	(1,277)
	Nyacheki Sub County Hospital	1,050	1,958	-	-	-	-	(908)
	Nyagoto Health Centre	600	734	-	-	-	-	(134)
	Nyakegogi Dispensary	200	43	-	-	-	-	157
	Nyakeyo	50	57	-	-	-	-	(7)
	Nyamache Sub-County Referral Hospital	9,605	8,415	-	-	-	-	1,190

Vaccine	Facilities	Doses Received	Vaccination Administered	Total Physical Count	Expired and Disposed	Damaged and Disposed	Wastage and Disposed	Unaccounted For
	Nyamagiri Dispensary	400	395	-	-	-	-	5
	Nyamagundo Sub-County Hospital	850	993	20	-	-	-	(163)
	Nyamasibi Sub-County Hospital	680	831	-	-	-	-	(151)
	Nyanchwa Adventist Hospital	550	411	-	-	-	-	139
	Nyangena Hospital	300	442	-	-	-	-	(142)
	Nyanko Health Centre	220	352	-	-	-	-	(132)
	Nyansakia Health Centre	310	200	-	-	-	-	110
	Nyatike Health Centre	180	188	10	-	-	-	(18)
	Oasis Specialist Hospital	400	292	-	-	-	-	108
	Omobera Dispensary	1,550	1,442	-	-	-	-	108
	Omogwa Dispensary	50	13	-	-	-	-	37
	Omosaria Dispensary	250	153	-	-	-	-	97
	Openda Dispensary	50	52	-	-	-	-	(2)
	Oresi Health Centre	525	2,037	-	-	-	337	(1,849)
	Riana Health Centre	350	375	-	-	-	-	(25)
	Riotanchi Health Centre	1,150	1,107	30	-	-	-	13
	Ropment Medical Center	50	15	-	-	-	-	35
	Sieka Health Centre	30	966	-	-	-	-	(936)
	Sosera Health Centre	310	249	-	-	-	-	61
	St Cathrine Ichuni Mission Hospital	780	946	-	-	-	-	(166)
	Suguta Health Centre	50	246	-	-	-	-	(196)
	Tabaka Mission Hospital	1,150	1,006	100	-	-	-	44
	<b>Grand Total</b>	<b>102,870</b>	<b>101,488</b>	<b>1,075</b>	-	-	<b>636</b>	<b>(154)</b>
<b>Moderna</b>	Entanda Health Centre	342	181	-	-	-	-	161
	Etago Sub-County Hospital	280	229	-	-	-	-	51
	Gesabakwa Health Centre	84	91	-	-	-	-	(7)
	Gesusu Sub-County Referral Hospital	734	963	-	-	-	-	(229)

Vaccine	Facilities	Doses Received	Vaccination Administered	Total Physical Count	Expired and Disposed	Damaged and Disposed	Wastage and Disposed	Unaccounted For
	Gucha Sub-County Referral Hospital	1,554	1,223	-	-	-	-	331
	Hema Hospital	602	459	-	-	-	-	143
	Ibacho Sub-County Hospital	436	326	-	-	-	-	110
	Iranda Sub-County Referral Hospital	1,470	1,626	-	-	-	-	(156)
	Isecha Health Centre	70	159	-	-	-	-	(89)
	Iyabe Sub-County Referral Hospital	1,680	1,337	-	-	-	-	343
	Kegogi Health Centre	182	413	-	-	-	-	(231)
	Kenya Sub County Referral Hospital	1,330	1,153	-	-	-	-	177
	Keumbu Sub-County Referral Hospital	1,146	1,083	-	-	-	-	63
	Kisii Teaching And Referral Hospital (Level 6)	5,726	4,510	-	-	-	-	1,216
	Marani Sub-County Referral Hospital	2,310	1,263	-	-	-	-	1,047
	Masimba Sub-County Hospital	42	54	-	-	-	-	(12)
	Misesi Sub-County Hospital	56	309	-	-	-	-	(253)
	Mosocho Market Dispensary	140	138	-	-	-	-	2
	Nduru Sub-County Referral Hospital	1,036	689	-	-	-	-	347
	Nyacheki Sub-Couny Hospital	98	84	-	-	-	-	14
	Nyagoto Health Centre	224	7	-	-	-	-	217
	Nyamache Sub-County Refferal Hospital	1,428	1,069	-	-	-	-	359
	Nyamasibi Sub-County Hospital	212	136	-	-	-	11	65
	Nyanchwa Adventist Hospital	380	277	-	-	-	11	92
	Nyangena Hospital	322	329	-	-	-	-	(7)
	Nyanko Health Centre	14	1	-	-	-	-	13
	Nyansakia Health Centre	70	105	-	-	-	-	(35)
	Nyatike Health Centre	140	140	-	-	-	-	-
	Oresi Health Centre	140	291	-	-	-	-	(151)
	Sieka Health Centre	78	34	-	-	-	-	44

Vaccine	Facilities	Doses Received	Vaccination Administered	Total Physical Count	Expired and Disposed	Damaged and Disposed	Wastage and Disposed	Unaccounted For
	Sosera Health Centre	28	24	-	-	-	-	4
	St Cathrine Ichuni Mission Hospital	228	321	-	-	-	-	(93)
	Tabaka Mission Hospital	168	153	-	-	-	-	15
	<b>Grand Total</b>	<b>22,750</b>	<b>19,177</b>	-	-	-	<b>22</b>	<b>3,551</b>
<b>Astrazeneca</b>	Beyond Zero Mobile Medical Clinic (Kisii)	300	444	-	-	-	-	(144)
	Bitare Dispensary	1,470	1,189	-	-	-	-	281
	Boige Health Centre	70	32	-	-	-	-	38
	Bokimai Dispensary	40	11	-	-	-	-	29
	Borangi Health Centre	260	220	-	-	-	-	40
	Eberege Health Centre	700	455	-	-	-	-	245
	Eburi Dispensary	100	-	-	-	-	-	100
	Ekerongo Dispensary	20	-	-	-	-	-	20
	Ekerubo Dispensary	80	134	-	-	-	-	(54)
	Ekerubo Health Centre (Masaba South)	850	799	-	-	-	-	51
	Ekiendege Dispensary	300	216	-	-	-	-	84
	Entanda Health Centre	1,400	1,651	-	-	-	-	(251)
	Eramba Health Centre	150	517	-	-	-	-	(367)
	Etago Sub-County Hospital	5,310	3,027	-	-	31	-	2,252
	Gesabakwa Health Centre	310	269	-	-	-	-	41
	Gesuguri Dispensary	420	339	-	-	-	-	81
	Gesusu Sub-County Referral Hospital	6,960	7,156	-	-	-	(29)	(167)
	Giatunda Dispensary	120	131	-	-	-	-	(11)
	Gucha Sub-County Referral Hospital	11,360	9,372	-	-	-	-	1,988
	Hema Hospital	450	487	-	-	-	-	(37)
	Ibacho Sub-County Hospital	2,226	1,638	-	-	-	10	578
	Ibeno Sub-County Hospital	3,170	1,749	-	-	-	(662)	2,083
	Iranda Sub-County Referral Hospital	5,730	10,884	-	-	-	-	(5,154)

Vaccine	Facilities	Doses Received	Vaccination Administered	Total Physical Count	Expired and Disposed	Damaged and Disposed	Wastage and Disposed	Unaccounted For
	Isamwera Dispensary	1,250	896	-	-	-	-	362
	Isecha Health Centre	1,366	1,291	-	-	-	-	75
	Iyabe Sub-County Referral Hospital	7,140	7,130	-	-	-	-	10
	Kegogi Health Centre	1,620	1,406	-	-	-	-	214
	Kenyambi Health Centre	350	325	-	-	-	-	25
	Kenya Sub County Referral Hospital	8,260	7,400	-	-	-	-	860
	Kenyerere Sub-County Hospital	610	856	-	-	-	-	(246)
	Keragia Health Centre	280	224	-	-	-	-	56
	Keumbu Sub-County Referral Hospital	8,760	9,765	-	-	-	-	(1,005)
	Kiaruta Dispensary	1,160	1,091	-	-	-	-	69
	Kiobegi Dispensary (Nyamache)	280	372	-	-	-	-	(92)
	Kiogoro Model Health Centre	2,250	944	-	-	-	-	1,306
	Kionyo Health Centre	270	354	-	-	-	-	(84)
	Kisii Teaching And Referral Hospital (Level 6)	45,620	32,600	-	-	-	-	13,020
	Lenmek Hospital	130	130	-	-	-	-	-
	Magena Health Centre	1,370	831	-	-	-	-	539
	Magenche Health Centre	320	224	-	-	-	-	96
	Marani Sub-County Referral Hospital	7,440	5,545	-	-	-	-	1,895
	Marble Hospital	130	138	-	-	-	-	(8)
	Masimba Sub-County Hospital	1,630	1,086	-	-	-	-	544
	Metaburo Health Centre	20	2	-	-	-	-	18
	Misesi Sub-County Hospital	2,610	3,460	20	-	-	-	(850)
	Monianku Health Centre	110	84	-	-	-	-	26
	Mosocho Market Dispensary	1,400	1,132	-	-	-	-	268
	Moticho Health Centre	150	35	-	-	-	-	115
	Nduru Sub-County Referral Hospital	10,170	9,860	-	-	-	-	310

Vaccine	Facilities	Doses Received	Vaccination Administered	Total Physical Count	Expired and Disposed	Damaged and Disposed	Wastage and Disposed	Unaccounted For
	Nyabiosi Health Centre	220	233	-	-	-	-	(13)
	Nyacheiki Sub County Hospital	2,240	3,701	-	-	-	-	(1,461)
	Nyagoto Health Centre	1,060	1,048	-	-	-	60	(48)
	Nyakegogi Dispensary	200	111	-	-	-	-	89
	Nyakeyo	20	30	-	-	-	-	(10)
	Nyamache Sub-County Refferal Hospital	12,420	11,309	-	-	-	-	1,111
	Nyamagiri Dispensary	860	818	-	-	-	-	42
	Nyamagundo Sub-County Hospital	1,260	1,015	-	-	-	-	245
	Nyamasibi Sub-County Hospital	1,050	825	-	-	-	12	213
	Nyamogonchoro Health Centre	130	109	-	-	-	-	21
	Nyanchwa Adventist Hospital	1,481	1,059	-	-	-	16	406
	Nyangua Hospital	1,000	1,137	-	-	-	-	(137)
	Nyanko Health Centre	520	414	-	-	-	-	106
	Nyansakia Health Centre	470	248	-	-	-	-	196
	Nyatike Health Centre	600	695	-	-	-	-	(95)
	Oasis Specialist Hospital	450	274	-	-	-	-	176
	Omobera Dispensary	950	525	-	-	-	-	425
	Omogwa Dispensary	70	132	-	-	-	-	(62)
	Omosaria Dispensary	50	35	-	-	-	-	15
	Openda Dispensary	20	14	-	-	-	-	6
	Oresi Health Centre	600	1,986	-	-	-	-	(1,386)
	Riana Health Centre	810	455	-	-	-	(15)	370
	Riotanchi Health Centre	980	1,251	-	-	-	-	(271)
	Ropment Medical Center	20	3	-	-	-	-	17
	Sieka Health Centre	240	729	-	-	-	-	(489)
	Sosera Health Centre	750	676	-	-	-	-	74
	St Cathrine Ichuni Mission Hospital	2,074	1,668	-	-	-	-	406

Vaccine	Facilities	Doses Received	Vaccination Administered	Total Physical Count	Expired and Disposed	Damaged and Disposed	Wastage and Disposed	Unaccounted For
	Suguta Health Centre	330	332	-	-	-	-	(2)
	Tabaka Mission Hospital	710	703	-	40	-	-	(33)
	<b>Grand Total</b>	<b>178,077</b>	<b>159,436</b>	<b>20</b>	<b>40</b>	<b>31</b>	<b>(608)</b>	<b>19,160</b>
<b>Pfizer</b>	Beyond Zero Mobile Medical Clinic (Kisii)	78	247	-	-	-	-	(169)
	Bitare Dispensary	798	811	-	-	-	-	(13)
	Boige Health Centre	320	509	-	-	-	-	(189)
	Bokimai Dispensary	264	209	-	-	-	-	55
	Borangi Health Centre	660	590	-	-	-	-	70
	Eberege Health Centre	894	537	-	-	-	-	357
	Eburi Dispensary	152	88	-	-	-	-	64
	Ekerongo Dispensary	102	101	-	-	-	-	1
	Ekerubo Dispensary	360	717	-	-	-	-	(357)
	Ekerubo Health Centre (Masaba South)	1,182	1,471	-	-	-	-	(289)
	Ekiendege Dispensary	84	88	-	-	-	-	(4)
	Entanda Health Centre	1,362	1,642	-	-	-	-	(280)
	Eramba Health Centre	30	947	-	-	-	-	(917)
	Etago Sub-County Hospital	1,950	1,069	-	-	-	-	881
	Gesabakwa Health Centre	1,050	790	-	-	-	-	260
	Gesuguri Dispensary	774	870	-	-	-	-	(96)
	Gesure Dispensary (Sameta)	66	58	-	-	-	-	8
	Gesusu Sub-County Referral Hospital	5,824	5,542	-	-	-	-	282
	Giatunda Dispensary	240	218	-	-	-	-	22
	Gucha Sub-County Referral Hospital	10,644	9,108	36	-	-	-	1,536
	Hema Hospital	722	766	-	-	-	-	(44)
	Ibacho Sub-County Hospital	3,078	2,310	-	-	-	-	768
	Ibeno Sub-County Hospital	2,162	668	-	-	-	-	1,494
	Iranda Sub-County Referral Hospital	2,190	6,792	-	-	-	-	(4,602)

Vaccine	Facilities	Doses Received	Vaccination Administered	Total Physical Count	Expired and Disposed	Damaged and Disposed	Wastage and Disposed	Unaccounted For
	Isamwera Dispensary	1,248	576	-	-	-	-	672
	Isecha Health Centre	1,530	2,550	-	-	-	-	(1,020)
	Iyabe Sub-County Referral Hospital	6,204	4,823	-	-	-	-	1,381
	Kegogi Health Centre	1,194	1,914	-	-	-	-	(720)
	Kenyambi Health Centre	90	7	-	-	-	-	83
	Kenya Sub County Referral Hospital	5,604	4,723	-	-	-	-	881
	Kenyerere Sub-County Hospital	2,214	2,036	-	-	-	-	178
	Keragia Health Centre	390	202	-	-	-	-	188
	Keumbu Sub-County Referral Hospital	7,306	8,893	-	-	-	-	(1,587)
	Kiaruta Dispensary	666	681	-	-	-	-	(15)
	Kiobegi Dispensary (Nyamache)	162	10	-	-	-	-	152
	Kiogoro Model Health Centre	1,122	849	78	-	-	-	195
	Kionyo Health Centre	270	50	-	-	-	-	220
	Kisii Teaching And Referral Hospital (Level 6)	18,506	6,555	-	-	-	-	11,951
	Magena Health Centre	1,788	1,596	-	-	-	-	192
	Magenche Health Centre	1,056	580	-	-	-	-	476
	Marani Sub-County Referral Hospital	4,504	3,492	-	-	-	-	1,012
	Marble Hospital	300	301	-	-	-	-	(1)
	Masimba Sub-County Hospital	1,548	1,394	-	-	-	-	154
	Metaburo Health Centre	102	101	-	-	-	-	1
	Misesi Sub-County Hospital	1,728	2,500	-	-	-	138	(910)
	Monianku Health Centre	344	307	-	-	-	-	37
	Mosocho Market Dispensary	990	1,086	-	-	-	-	(96)
	Moticho Health Centre	102	48	-	-	-	-	54
	Nduru Sub-County Referral Hospital	7,414	8,029	-	-	-	-	(615)
	Nyacheki Sub County Hospital	1,080	763	-	-	-	-	317

Vaccine	Facilities	Doses Received	Vaccination Administered	Total Physical Count	Expired and Disposed	Damaged and Disposed	Wastage and Disposed	Unaccounted For
	Nyagoto Health Centre	180	438	-	-	-	-	(258)
	Nyakegogi Dispensary	12	70	-	-	-	-	(58)
	Nyakeyo	102	117	-	-	-	-	(15)
	Nyamache Sub-County Refferal Hospital	9,036	11,074	-	-	-	1,376	(3,414)
	Nyamagiri Dispensary	144	78	-	-	-	-	66
	Nyamagundo Sub-County Hospital	1,410	1,203	-	-	-	-	207
	Nyamasibi Sub-County Hospital	1,020	611	-	-	-	2	407
	Nyamogonchoro Health Centre	294	276	-	-	-	-	18
	Nyanchwa Adventist Hospital	930	652	-	-	-	-	278
	Nyangena Hospital	300	740	-	-	-	-	(440)
	Nyanko Health Centre	696	844	-	-	-	-	(148)
	Nyansakia Health Centre	372	811	-	-	-	-	(439)
	Nyatike Health Centre	372	254	-	-	-	-	118
	Oasis Specialist Hospital	240	225	-	-	-	-	15
	Omobera Dispensary	1,506	1,278	-	-	-	-	228
	Omogwa Dispensary	540	561	-	-	-	-	(21)
	Omosaria Dispensary	150	68	-	-	-	-	82
	Openda Dispensary	102	107	-	-	-	-	(5)
	Oresi Health Centre	1,020	2,054	-	-	-	-	(1,034)
	Riana Health Centre	582	937	-	-	-	-	(355)
	Riotanchi Health Centre	1,860	2,013	-	-	-	-	(153)
	Ropment Medical Center	80	64	-	-	-	-	16
	Sieka Health Centre	266	1,057	-	-	-	-	(791)
	Sosera Health Centre	546	345	-	-	-	-	201
	St Cathrine Ichuni Mission Hospital	2,492	2,165	-	-	-	8	319
	Suguta Health Centre	648	563	-	-	-	-	85
	Tabaka Mission Hospital	144	164	-	-	-	-	(20)
<b>Grand Total</b>		<b>127,492</b>	<b>118,983</b>	<b>114</b>	<b>-</b>	<b>-</b>	<b>1,524</b>	<b>6,907</b>

## Appendix 7: Disposal at Sub-County Level – Kisii County

Sub-County	D 1	D 2	D 3	D 4	D 5	D 6	D 7
Bobasi	No	No	No	No	No	No	No
Bomachoge Borabu	No	No	No	No	No	No	No
Bomachoge Chache	No	No	No	No	No	No	No
Bonchari	No	No	No	No	No	No	No
Kitutu Chache North	No	No	No	No	No	No	No
Kitutu Chache South	No	No	No	No	No	No	No
Nyaribari Chache	No	No	No	No	No	No	No
Nyaribari Masaba	No	No	No	No	No	No	No
South Mugirango	No	No	No	No	No	No	No
<b>Compliant</b>	<b>0</b>	<b>0</b>	<b>0</b>	<b>0</b>	<b>0</b>	<b>0</b>	<b>0</b>
<b>Non Compliant</b>	<b>9</b>	<b>9</b>	<b>9</b>	<b>9</b>	<b>9</b>	<b>9</b>	<b>9</b>

### Key/ Details

<b>D 1</b>	Are the disposals done at a NEMA approved pharmaceutical disposal site in compliance with the Guidelines for safe management of pharmaceutical waste?
<b>D 2</b>	Did Covid 19 waste transported from one county to another have clearance from NEMA?
<b>D 3</b>	Did the County/Store fill any application form for disposal of pharmaceutical waste issued by the Pharmacy and Poisons Board in compliance with the Guidelines for safe management of pharmaceutical waste?
<b>D 4</b>	Was disposal of pharmaceutical waste supervised by a Pharmacy and Poisons Board inspector OR Public Health Officer in compliance with the Guidelines for safe management of pharmaceutical waste?
<b>D 5</b>	Was there a budget developed for disposal of Covid 19 waste? (Compare actual with the budget and Report under observation if the budget was adequate or not).
<b>D 6</b>	Was waste management plan developed at either the National and/or County level?
<b>D 7</b>	Were disposed vaccine vials recorded and accounted for in the vaccine inventory report?

**Appendix 8: Disposal at Facility Level – Kisii County**

	DP 1	DP 2	DP 3	DP 4	DP 5	DP 6	DP 7	DP 8	DP 9	DP 10	DP 11	DP 12
<b>Bobasi Sub-County</b>												
Borangi Health Centre	Yes	No	Yes	Yes	No	No	No	No	Yes	Yes	No	No
Gesabakwa Health Centre	Yes	No	Yes	Yes	No	No	No	No	Yes	Yes	No	No
Gesure Health Centre	No	No	Yes	Yes	No	No	No	No	Yes	Yes	No	No
Kenyambi Health Centre	Yes	No	Yes	Yes	No	No	No	No	Yes	Yes	No	No
Kenyerere Health Centre	Yes	No	Yes	Yes	No	No	No	No	Yes	Yes	No	No
Kiobegi Health Centre	Yes	No	Yes	Yes	No	No	No	No	Yes	Yes	No	No
Kionyo Health Centre	Yes	No	Yes	Yes	No	No	No	No	Yes	Yes	No	No
Nyacheiki Health Centre	Yes	No	Yes	Yes	No	No	No	No	Yes	Yes	No	No
Nyakegogi Health Centre	Yes	No	Yes	Yes	No	No	No	No	Yes	Yes	No	No
Nyamache Referral Facility	Yes	No	Yes	Yes	No	No	No	No	Yes	Yes	No	No
Nyansakia Health Facility	Yes	No	Yes	Yes	No	No	No	No	Yes	Yes	No	No
Omosaria Dispensary	Yes	No	Yes	Yes	No	No	No	No	Yes	Yes	No	No
<b>Bomachoge Borabu</b>												
Eberege Health Centre	Yes	No	Yes	Yes	No	No	No	No	Yes	Yes	No	No
Kenyanya Sub-County Referral Hospital	Yes	No	Yes	Yes	No	No	No	No	Yes	Yes	No	No
Magena Facility	Yes	No	Yes	Yes	No	No	No	No	Yes	Yes	No	No
Magenche Health Centre	Yes	No	Yes	Yes	No	No	No	No	Yes	Yes	No	No
Omobera Facility	Yes	No	Yes	Yes	No	No	No	No	Yes	Yes	No	No
<b>Bomachoge Chache</b>												
Gucha Facility	No	No	Yes	Yes	No	No	No	No	Yes	Yes	No	No
Keragia Facility	No	No	Yes	Yes	No	No	No	No	Yes	Yes	No	No
Bomachoge Chache												
Misesi Health Care	No	No	Yes	Yes	No	No	No	No	Yes	Yes	No	No
<b>Bonchari</b>												
Bitare Dispensary	Yes	No	Yes	Yes	No	No	No	No	Yes	Yes	No	No
Ekerubo Dispensary	Yes	No	Yes	Yes	No	No	No	No	Yes	Yes	No	No



	DP 1	DP 2	DP 3	DP 4	DP 5	DP 6	DP 7	DP 8	DP 9	DP 10	DP 11	DP 12
Friends Kiamokama Facility	Yes	No	Yes	Yes	Yes	Yes	No	No	Yes	Yes	No	No
Gesusu Facility	Yes	No	Yes	Yes	No	No	No	No	Yes	Yes	No	No
Ibacho Facility	Yes	No	Yes	Yes	No	No	No	No	Yes	Yes	No	No
Ikirongo Facility	Yes	No	Yes	Yes	No	No	No	No	Yes	Yes	No	No
Keeyani Facility	Yes	No	Yes	Yes	No	No	No	No	Yes	Yes	No	No
Kiamokama Facility	Yes	No	Yes	Yes	No	No	No	No	Yes	Yes	No	No
Masimba Facility	Yes	No	Yes	Yes	No	No	No	No	Yes	Yes	No	No
Nyamagesa Facility	Yes	No	Yes	Yes	No	No	No	No	Yes	Yes	No	No
Nyamasibi Facility	Yes	No	Yes	Yes	No	No	No	No	Yes	Yes	No	No
Nyasike Facility	Yes	No	Yes	Yes	No	No	No	No	Yes	Yes	No	No
Ramasha Facility	Yes	No	Yes	Yes	No	No	No	No	Yes	Yes	No	No
Sosera Facility	Yes	No	Yes	Yes	No	No	No	No	Yes	Yes	No	No
<b>South Mugirango</b>												
Boige Health Facility	Yes	No	Yes	Yes	No	No	No	No	Yes	Yes	No	No
Bokimai Dispensary	Yes	No	Yes	Yes	No	No	No	No	Yes	Yes	No	No
Etago Sub-County Hospital	Yes	No	Yes	Yes	No	No	No	No	Yes	Yes	No	No
Giatunda Health Facility	Yes	No	Yes	Yes	No	No	No	No	Yes	Yes	No	No
Monianku Health Centre	Yes	No	Yes	Yes	No	No	No	No	Yes	Yes	No	No
Moticho Health Centre	Yes	No	Yes	Yes	No	No	No	No	Yes	Yes	No	No
Nduru Sub-County Referral Hospital	Yes	No	Yes	Yes	No	No	No	No	Yes	Yes	No	No
Nyabiosi Health Centre	Yes	No	Yes	Yes	No	No	No	No	Yes	Yes	No	No
Nyatike Health Facility	Yes	No	Yes	Yes	No	No	No	No	Yes	Yes	No	No
Omogwa Dispensary	Yes	No	Yes	Yes	No	No	No	No	Yes	Yes	No	No
Suguta Health Facility	Yes	No	Yes	Yes	No	No	No	No	Yes	Yes	No	No
<b>Compliant</b>	<b>64</b>	<b>0</b>	<b>70</b>	<b>70</b>	<b>1</b>	<b>1</b>	<b>0</b>	<b>0</b>	<b>70</b>	<b>70</b>	<b>0</b>	<b>0</b>
<b>Non Compliant</b>	<b>6</b>	<b>70</b>	<b>0</b>	<b>0</b>	<b>69</b>	<b>69</b>	<b>70</b>	<b>70</b>	<b>0</b>	<b>0</b>	<b>70</b>	<b>70</b>

## Key / Details

DP 1	Does the facility have a waste management plan?
DP 2	Was there a budget for the disposal of Covid 19 Waste?
DP 3	Was there pharmaceutical waste separated from the sharp waste and other healthcare wastes and the different wastes securely packaged in plastic bags or rigid containers which are clearly labeled?
DP 4	Was there pharmaceutical waste stored in designated quarantine stores and away from usable pharmaceutical ?(Applicable to facilities with large volumes of daily waste, that do not transport/dispose daily)
DP 5	Is the public health officer involved in the disposal of Covid 19 Waste? (Storage, Transportation and Supervision of Disposal)
DP 6	Does the Facility transport Pharmaceutical Waste? (For facilities that do not have a NEMA approved Waste Disposal Site. These sites have an incinerator. N/B: A burning chamber is not an incinerator).
DP 7	Was there pharmaceutical waste is transported to a NEMA approved Waste Disposal Site. (Facility should have a copy for the approval of the site/incinerator and a separate documentaion regarding approval for the transportation).
DP 8	Was there a pharmaceutical waste transported from one county to another had clearance from NEMA?
DP 9	Does the facility have an incenerator, burning chamber or burning pit?
DP 10	Was the method used to dispose of sharp waste (syringes and needles) by the Healthcare facility and whether complying with the Guidelines for safe management of pharmaceutical waste and WHO Waste management of used Covid-19 vaccines vials and ancillary supply (Treatment should be by Incineration, Sharps are to be incenerated while other waste is to be burnt in a burning chamber ).
DP 11	Did the quantity and the method used in the disposal of any vaccine vials (both wasted and expired) by the Healthcare facility comply with the Guidelines for safe management of pharmaceutical waste and WHO Waste management of used Covid-19 vaccines vials and ancillary supply?(requirement is Treatment by disinfection with solution, encapsulation, autoclaving or inertization).
DP 12	Were the disposed vaccine vials recorded and accounted for in the vaccine inventory report?

## Appendix 9: HR at Sub-County Level – Kisii County

Sub-County	HR 1	HR 2	HR 3	HR 4	HR 5	HR 6	HR 7
Bobasi	Yes	Yes	No	Yes	Yes	No	Yes
Bomachoge Borabu	Yes	Yes	No	Yes	Yes	No	Yes
Bomachoge Chache	Yes	Yes	No	Yes	Yes	No	Yes
Bonchari	Yes	Yes	No	Yes	Yes	No	Yes
Kitutu Chache North	Yes	Yes	No	Yes	Yes	No	Yes
Kitutu Chache South	Yes	Yes	No	Yes	Yes	No	Yes
Nyaribari Chache	Yes	Yes	No	Yes	Yes	No	Yes
Nyaribari Masaba(Gesusu)	Yes	Yes	No	Yes	Yes	No	Yes
South Mugarango	Yes	Yes	No	Yes	Yes	No	Yes
<b>Compliant</b>	<b>9</b>	<b>9</b>	<b>0</b>	<b>9</b>	<b>9</b>	<b>0</b>	<b>9</b>
<b>Non-Compliant</b>	<b>0</b>	<b>0</b>	<b>9</b>	<b>0</b>	<b>0</b>	<b>9</b>	<b>0</b>

### Key/Details

HR 1	Was there a training plan and were the trainings done as per training plan?
HR 2	Did you Obtain details of staff at national/county/Sub-County/facility for the following Categories indicating their designation, attendance dates, Financiar, etc?:
HR 3	Does comparison of Expenditure with actual expenditure for training on covid 19 vaccination give rise to a variance?
HR 4	Was the county represented in National training for ToTs? If yes indatate in the remarks column number of people involved (Fill details in No. 8 below).
HR 5	Was the training well spread to all cadres supposed to be trained? Establish the composition of the Sub-County health management team trained and what was covered in the training (Fill details in table 8 below).
HR 6	Was there a specific training budget for covid -19 immunization?
HR 7	Were the Sub-County health management team trained on covid 19 immunization?

**Appendix 10: HR at Facility Level – Kisii County**

FACILITY	HR 1	HR 2	HR 3	HR 4	HR 5	HR 6
Bitare Dispensary	Yes	Yes	Yes	Yes	Yes	Yes
Boige Health Facility	Yes	Yes	Yes	Yes	Yes	Yes
Bokimai Dispensary	Yes	Yes	Yes	Yes	Yes	Yes
Borangi Health Centre	Yes	Yes	Yes	Yes	Yes	No
Eberege Health Centre	Yes	Yes	Yes	Yes	Yes	Yes
Ekerubo Dispensary	Yes	Yes	Yes	Yes	Yes	Yes
Ekerubo Facility	Yes	Yes	Yes	Yes	Yes	Yes
Emeroka Facility	Yes	Yes	Yes	Yes	Yes	Yes
Entanda Health Facility	Yes	Yes	Yes	Yes	Yes	Yes
Eramba	Yes	Yes	Yes	Yes	Yes	Yes
Etago Sub-County Hospital	Yes	Yes	Yes	Yes	Yes	Yes
Friends Kiamokama Facility	Yes	Yes	Yes	Yes	Yes	Yes
Gesabakwa Health Centre	Yes	Yes	Yes	Yes	Yes	Yes
Gesuguri Dispensary	Yes	Yes	Yes	Yes	Yes	Yes
Gesure Health Centre	No	Yes	Yes	No	Yes	Yes
Gesusu Facility	Yes	Yes	Yes	Yes	Yes	Yes
Giatunda Health Facility	Yes	Yes	Yes	Yes	No	No
Gucha Facility	Yes	Yes	Yes	Yes	Yes	Yes
Hema Hospital	Yes	Yes	Yes	Yes	Yes	Yes
Ibacho Facility	Yes	Yes	Yes	Yes	Yes	Yes
Ibeno Facility	Yes	Yes	Yes	Yes	Yes	Yes
Ikirongo Facility	Yes	Yes	Yes	Yes	Yes	Yes
Isamweri Dispensary	Yes	Yes	Yes	Yes	Yes	Yes
Isecha	Yes	Yes	Yes	Yes	Yes	Yes
Iyabe Sub-County Referral Hospital	Yes	Yes	Yes	Yes	Yes	Yes

FACILITY	HR 1	HR 2	HR 3	HR 4	HR 5	HR 6
Keeyani Facility	Yes	Yes	Yes	Yes	Yes	Yes
Kegogi	Yes	Yes	Yes	Yes	Yes	Yes
Kenya Sub-County Referral Hospital	Yes	Yes	Yes	Yes	Yes	Yes
Kenyerere Health Centre	Yes	Yes	Yes	Yes	Yes	Yes
Keragia Facility	Yes	Yes	Yes	Yes	Yes	Yes
Keumbu Facility	Yes	Yes	Yes	Yes	Yes	Yes
Kiamokama Facility	Yes	Yes	Yes	Yes	Yes	Yes
Kiaruta Dispensary	Yes	Yes	Yes	Yes	Yes	Yes
Kiobegi Health Centre	Yes	Yes	Yes	Yes	Yes	Yes
Kiogoro Facility	Yes	Yes	Yes	Yes	Yes	Yes
Kionyo Health Centre	Yes	Yes	Yes	Yes	Yes	Yes
Kisii Teaching And Referral Hospital	Yes	Yes	Yes	Yes	Yes	Yes
Lennek Health Centre	Yes	Yes	No	No	Yes	Yes
Magena Facility	Yes	Yes	Yes	Yes	Yes	Yes
Maganche Health Centre	Yes	Yes	Yes	Yes	Yes	Yes
Marani Hospital	Yes	Yes	Yes	Yes	Yes	Yes
Marble Hospital	Yes	Yes	Yes	Yes	Yes	Yes
Masimba Facility	Yes	Yes	Yes	Yes	Yes	Yes
Misesi Health Care	Yes	Yes	Yes	Yes	Yes	Yes
Monianku Health Centre	Yes	Yes	Yes	Yes	Yes	Yes
Mosocho Market Dispensary	Yes	Yes	Yes	Yes	Yes	Yes
Moticho Health Centre	Yes	Yes	Yes	Yes	Yes	Yes
Nduru Sub-County Referral Hospital	Yes	Yes	Yes	Yes	Yes	Yes

<b>FACILITY</b>	<b>HR 1</b>	<b>HR 2</b>	<b>HR 3</b>	<b>HR 4</b>	<b>HR 5</b>	<b>HR 6</b>
Nyabosoi Health Centre	Yes	Yes	Yes	Yes	Yes	Yes
Nyacheiki Health Centre	Yes	Yes	Yes	Yes	Yes	Yes
Nyagoto	Yes	Yes	Yes	Yes	Yes	Yes
Nyakegogi Health Centre	Yes	Yes	Yes	Yes	Yes	Yes
Nyamache Referral Hospital	Yes	Yes	Yes	Yes	Yes	Yes
Nyamagesa Facility	Yes	Yes	Yes	Yes	Yes	Yes
Nyamagiri Dispensary	Yes	Yes	Yes	Yes	Yes	Yes
Nyamagundo Sub-County Hospital	Yes	Yes	Yes	Yes	Yes	Yes
Nyamasibi Facility	Yes	Yes	Yes	Yes	Yes	Yes
Nyanchwa Facility	Yes	Yes	Yes	Yes	Yes	Yes
Nyangena Hospital	Yes	Yes	Yes	Yes	Yes	Yes
Nyanko Facility	Yes	Yes	Yes	Yes	Yes	Yes
Nyansakia Health Centre	Yes	Yes	Yes	Yes	Yes	Yes
Nyasike Facility	Yes	Yes	Yes	Yes	Yes	Yes
Nyatike Health Facility	Yes	Yes	Yes	Yes	Yes	Yes
Oasis Specialist Hospital	Yes	Yes	Yes	Yes	Yes	Yes
Omobera Facility	Yes	Yes	Yes	Yes	Yes	Yes
Omogwa Dispensary	Yes	Yes	Yes	Yes	Yes	Yes
Omosaria Dispensary	Yes	Yes	Yes	Yes	No	Yes
Oresi Health Centre	Yes	Yes	Yes	Yes	Yes	Yes
Ramasha Facility	Yes	Yes	Yes	Yes	Yes	Yes
Riana Health Centre	Yes	Yes	Yes	Yes	Yes	Yes
Rioianchi Health Centre	Yes	Yes	Yes	Yes	Yes	Yes
Sieka	Yes	Yes	Yes	Yes	Yes	Yes
Sosera Facility	Yes	Yes	Yes	Yes	Yes	Yes

FACILITY	HR 1	HR 2	HR 3	HR 4	HR 5	HR 6
St Cathrine Ichuni Mission Hospital	Yes	Yes	Yes	Yes	Yes	Yes
Suguta Health Facility	Yes	Yes	Yes	Yes	Yes	Yes
Tabaka Mission Hospital	Yes	Yes	Yes	Yes	Yes	Yes
Iranda Sub-County Hospital	Yes	Yes	Yes	Yes	Yes	Yes
<b>Compliant</b>	<b>77</b>	<b>78</b>	<b>77</b>	<b>76</b>	<b>76</b>	<b>76</b>
<b>Non Compliant</b>	<b>1</b>	<b>0</b>	<b>1</b>	<b>2</b>	<b>2</b>	<b>2</b>

### Key/ Details

<b>HR 1</b>	Did the facility have adequate staff to carry out the Covid 19 vaccination (See guide from 5.1 below).
<b>HR 2</b>	Did these staff have separation of roles and if not was the staff trained to handle other roles?. (See guide from 5.1 below)
<b>HR 3</b>	Has any staff of the facility been used in training other staff? Ie CHV with Job Description of Trained on Mobilization, Awareness creation
<b>HR 4</b>	Have you obtained the details of the facility's staff(involved in Covid-19 vaccination) as follows
<b>HR 5</b>	Were health Care Workers (HCW) trained before commencement of covid 19 Vaccination at the facility? (HCW should be trained before being issued with vaccines Compare date of training with the date the first dose of vaccine were received)
<b>HR 6</b>	Were the health care workers trained on vaccine administration(i.e what was covered in the training)?

**Appendix 11: Coordination at the County Level**

County	CP1	CP2	CP3	CP4	CP5	CP6	CP7	CP8	CP9
Kisii County	Yes	Yes	No	Yes	Yes	Yes	Yes	Yes	Yes
<b>Compliant</b>	<b>1</b>	<b>1</b>	<b>0</b>	<b>1</b>	<b>1</b>	<b>1</b>	<b>1</b>	<b>1</b>	<b>1</b>
<b>Non-Compliant</b>	<b>0</b>	<b>0</b>	<b>1</b>	<b>0</b>	<b>0</b>	<b>0</b>	<b>0</b>	<b>0</b>	<b>0</b>

**Key / Details**

CP1	Was a coordination taskforce/committee at the county and Sub-County formed?
CP2	Did the task force /committee have terms of reference?
CP3	Were the tors executed?
CP4	Did the county receive any directives/advisory/instruction from the national government in relation to covid-19 vaccination?
CP5	Did the county/Sub-County taskforce communicate to the National Task force?
CP6	Did the committee/task force keep minutes of their meetings?
CP7	Did the county/Sub-County carry out any advocacy?
CP8	Did the county/Sub-County carried out mobilization?
CP9	Did the county/Sub-County carry out any outreaches?

## Appendix 12: Coordination of Players at County and Sub-County Level – Kisii County

Sub-County	CO 1	CO 2	CO 3	CO 4	CO 5	CO 6	CO 7	CO 8	CO 9
Bobasi	Yes	Yes	No	No	Yes	Yes	No	Yes	No
Bomachoge Borabu	Yes	Yes	No	No	Yes	Yes	No	Yes	Yes
Bomachoge Chache	Yes	Yes	No	No	Yes	Yes	No	Yes	No
Bonchari	Yes	Yes	No	No	Yes	Yes	No	Yes	Yes
Kitutu Chache North	Yes	Yes	No	No	Yes	Yes	No	Yes	Yes
Kitutu Chache South	Yes	Yes	No	No	Yes	Yes	No	Yes	Yes
Nyaribari Chache	Yes	Yes	No	No	Yes	Yes	No	Yes	No
Nyaribari Masaba(Gesusu)	Yes	Yes	No	No	Yes	Yes	No	Yes	No
South mugirango	Yes	Yes	No	No	Yes	Yes	No	Yes	No
Complied	9	9	0	0	9	9	0	9	4
Not Complied	0	0	9	9	0	0	9	0	5

### Key/ Details

<b>CO 1</b>	Did the county/Sub-County carry out any outreaches?
<b>CO 2</b>	Did the county/Sub-County carried out mobilization?
<b>CO 3</b>	Did the county/Sub-County taskforce communicate to the National Task force?
<b>CO 4</b>	Did the committee/task force keep minutes of their meetings? Review the minutes of the different committees and note whether resolutions were implemented and any gaps in cordination (Populate the findings in the remarks column)
<b>CO 5</b>	Did the county receive any directives/advisory/instruction from the national government in relation to covid-19 vaccination?
<b>CO 6</b>	Did the county/Sub-County carry out any advocacy ?
<b>CO 7</b>	Did the task force /committee have terms of reference?
<b>CO 8</b>	Was a coordination taskforce/committee at the county and Sub-County formed?
<b>CO 9</b>	Were the tors executed?

**Appendix 13: Coordination of Players at Facility Level – Kisii County**

Row Labels	C1	C2	C3	C4	C5
<b>South Mugirango</b>					
Boige Health Facility	Yes	Yes	Yes	Yes	Yes
Bokimai Dispensary	Yes	Yes	Yes	Yes	Yes
Etago Sub-County Hospital	Yes	Yes	Yes	Yes	Yes
Giatudanda Health Facility	Yes	Yes	Yes	Yes	Yes
Monianku Health Centre	Yes	Yes	Yes	Yes	Yes
Moticho Health Centre	Yes	Yes	Yes	Yes	Yes
Nduru Sub-County Hospital	Yes	Yes	Yes	Yes	Yes
Nyabiosi Health Centre	Yes	Yes	Yes	Yes	Yes
Nyatike Health Facility	Yes	Yes	Yes	Yes	Yes
Omogwa Dispensary	Yes	Yes	Yes	Yes	Yes
Suguta Health Facility	Yes	Yes	Yes	Yes	Yes
Tabaka Mission Hospital	Yes	Yes	Yes	Yes	Yes
<b>Bobasi Sub-County</b>					
Borangi Health Centre	Yes	Yes	Yes	Yes	Yes
Gesabakwa Health Centre	Yes	Yes	Yes	Yes	Yes
Gesure Health Centre	Yes	Yes	Yes	Yes	Yes
Kenyambi Health Centre	Yes	Yes	Yes	Yes	Yes
Kenyerere Health Centre	Yes	Yes	Yes	Yes	Yes
Kiobegi Health Centre	Yes	Yes	Yes	Yes	Yes
Kionyo Health Centre	Yes	Yes	Yes	Yes	Yes
Lenmek Health Centre	Yes	Yes	Yes	Yes	Yes
Nyacheiki Health Centre	Yes	Yes	Yes	Yes	Yes
Nyakegogi Health Centre	Yes	Yes	Yes	Yes	Yes
Nyamache Refferal Hospital	Yes	Yes	Yes	Yes	Yes
Nyansakia Sub-County	Yes	Yes	Yes	Yes	Yes
Omosaria Dispensary	Yes	Yes	Yes	Yes	Yes

Row Labels	C1	C2	C3	C4	C5
Bomachoge Borabu	Yes	Yes	Yes	Yes	Yes
Ebererge Health Centre	Yes	Yes	Yes	Yes	Yes
Kenyena Sub-County Referral Hospital	Yes	Yes	Yes	Yes	Yes
Magena Facility	Yes	Yes	Yes	Yes	Yes
Magenche Health Centre	Yes	Yes	Yes	Yes	Yes
Omobera Facility	Yes	Yes	Yes	Yes	Yes
<b>Bomachoge Chache</b>					
Gucha Facility	Yes	Yes	Yes	Yes	Yes
Keragia Facility	Yes	Yes	Yes	Yes	Yes
Misesi Helath Care	Yes	Yes	Yes	Yes	Yes
<b>Bonchari</b>					
Bitare Dispensary	Yes	Yes	Yes	Yes	Yes
Ekerubo Dispensary	Yes	Yes	Yes	Yes	Yes
Cesuguri Dispensary	Yes	Yes	Yes	Yes	Yes
Isamweri Dispensary	Yes	Yes	Yes	Yes	Yes
Iyabe Sub-County Referral Hospital	Yes	Yes	Yes	Yes	Yes
Kiaruta Dispensary	Yes	Yes	Yes	Yes	Yes
Marble Hospital	Yes	Yes	Yes	No	Yes
Nyamagiri Dispensary	Yes	Yes	Yes	Yes	Yes
Nyamagundo Sub-County Hospital	Yes	Yes	Yes	Yes	Yes
Riana Health Centre	Yes	Yes	Yes	Yes	Yes
Rioianchi Health Centre	Yes	Yes	Yes	Yes	Yes
<b>Kitutu Chace North</b>					
Entanda Health Facility	Yes	Yes	Yes	Yes	Yes
Eramba	Yes	Yes	Yes	Yes	Yes
Isecha	Yes	Yes	Yes	Yes	Yes
Kegogi	Yes	Yes	Yes	Yes	Yes
Marani Hospital	Yes	Yes	Yes	Yes	Yes
Nyagoto	Yes	Yes	Yes	Yes	Yes

Row Labels	C1	C2	C3	C4	C5
Sieka	Yes	Yes	Yes	Yes	Yes
<b>Kitutu Chache South</b>					
Hema Hospital	Yes	Yes	Yes	No	Yes
Iranda Sub-County Referral Hospital	Yes	Yes	Yes	Yes	Yes
Kisii Teaching And Referral Hospital	Yes	Yes	Yes	Yes	Yes
Mosocho Market Dispensary	Yes	Yes	Yes	Yes	Yes
Nyangena Hospital	Yes	Yes	Yes	Yes	Yes
Oasis Specialist Hospital	Yes	Yes	Yes	No	No
Oresi Health Centre	Yes	Yes	Yes	Yes	Yes
<b>Nyaribari Chache</b>					
Ibena Facility	Yes	Yes	Yes	Yes	Yes
Keumbu Facility	Yes	Yes	Yes	Yes	Yes
Kiogoro Facility	Yes	Yes	Yes	Yes	Yes
Nyanchnwa Facility	Yes	Yes	Yes	Yes	Yes
Nyanko Facility	Yes	Yes	Yes	Yes	Yes
<b>Nyaribari Masaba</b>					
Ekerubo Facility	Yes	Yes	Yes	Yes	Yes
Emeroka Facility	Yes	Yes	Yes	Yes	Yes
Friends Kiamokama Facility	Yes	Yes	Yes	Yes	Yes
Gesusu Facility	Yes	Yes	Yes	Yes	Yes
Ibacho Facility	Yes	Yes	Yes	Yes	Yes
Ikirongo Facility	Yes	Yes	Yes	Yes	Yes
Keeyani Facility	Yes	Yes	Yes	Yes	Yes
Kiamokama Facility	Yes	Yes	Yes	Yes	Yes
Masimba Facility	Yes	Yes	Yes	Yes	Yes
Nyamagesa Facility	Yes	Yes	Yes	Yes	Yes
Nyamasibi Facility	Yes	Yes	Yes	Yes	Yes
Nyasike Facility	Yes	Yes	Yes	Yes	Yes
Ramasha Facility	Yes	Yes	Yes	Yes	Yes

Row Labels	C1	C2	C3	C4	C5
Sosera Facility	Yes	Yes	Yes	Yes	Yes
St Cathrine Ichuni Mission Hospital	Yes	Yes	Yes	Yes	Yes
<b>Compliant</b>	<b>78</b>	<b>78</b>	<b>78</b>	<b>75</b>	<b>77</b>
<b>Non-Compliant</b>	<b>0</b>	<b>0</b>	<b>0</b>	<b>3</b>	<b>1</b>

### Key / Details

<b>C1</b>	Does the facility receive covid 19 vaccine related directives/information from the National/county?
<b>C2</b>	Did the facility receive communication from the National/county/Sub-County government
<b>C3</b>	Has the Facility carried out advocacy?
<b>C4</b>	Has the Facility carried out mobilization?
<b>C5</b>	Did the Facility carry out any outreaches?

**Appendix 14; Monitoring & Supervision at County Level – Kisii County**

County	M1	M2	M3	M4	M5	M6	M7	M8	M9	M10	M11	M12	M13	M14	M15
Kisii County	No	No	No	No	Yes	Yes	No	No	Yes	Yes	No	No	No	No	No
Compliant	0	0	0	0	1	1	0	0	1	1	0	0	0	0	0
Non-Compliant	1	1	1	1	0	0	1	1	0	0	1	1	1	1	1

**Key/Details**

M1	Did the County designate an in charge/Committee for monitoring covid 19 vaccine rollout?
M2	Were there terms of reference for the M&E committee?
M3	Were there reports of the M & E committee
M4	Are the recommendation of the monitoring and evaluation team implemented?
M5	Did the county receive any tablets from the Ministry?
M6	Were the tablets distributed?
M7	Are the tablets in good working conditions?
M8	Are the Personnel involved in the rollout been receiving airtime?
M9	Did the county/Sub-County put in place any measures to ensure patients report adverse effect?
M10	Has the County/Sub-County/facility received Adverse effect booklet etc. that are required to report adverse effects?
M11	Has the Sub-County/facility experienced any instance of adverse effect?
M12	Does the County/Sub-County/Facility monitor temperature during transportation of vaccines?
M13	Does the County/Sub-County record temperature every morning and evening in the temperature monitoring chart?
M14	Does the County/Sub-County/Facility monitor for the expiry of the vaccines?
M15	Has the Sub-County/County monitored the Pfizer and Moderna vaccines for the 30 days expiry period after thawing?

## Appendix 15: Monitoring & Supervision at Sub-County Level – Kisii County

Sub-County	M1	M2	M3	M4	M5	M6	M7	M8	M9	M10	M11	M12	M13	M14	M15
Bobasi	No	No	Yes	Yes	Yes	Yes	Yes	Yes	Yes	Yes	Yes	No	Yes	No	No
Bomachoge Borabu	No	No	Yes	Yes	Yes	Yes	Yes	Yes	Yes	Yes	Yes	No	Yes	No	No
Bomachoge Chache	No	No	Yes	Yes	Yes	Yes	Yes	Yes	Yes	Yes	Yes	Yes	Yes	No	No
Bonchari	No	No	Yes	Yes	Yes	Yes	Yes	Yes	Yes	Yes	Yes	No	Yes	No	No
Kitutu Chache North	No	No	Yes	Yes	Yes	Yes	Yes	Yes	Yes	Yes	Yes	No	Yes	No	No
Kitutu Chache South	No	No	Yes	Yes	Yes	Yes	Yes	Yes	Yes	Yes	Yes	No	Yes	No	No
Nyaribari Chache	No	No	Yes	Yes	Yes	Yes	Yes	Yes	Yes	Yes	Yes	No	Yes	No	No
Nyaribari Masaba (Gesusu)	No	No	Yes	Yes	Yes	Yes	Yes	Yes	Yes	Yes	Yes	No	Yes	No	No
South Mugirango	No	No	Yes	Yes	Yes	Yes	Yes	Yes	Yes	Yes	Yes	No	Yes	No	No
<b>Complied</b>	<b>0</b>	<b>0</b>	<b>9</b>	<b>9</b>	<b>9</b>	<b>9</b>	<b>9</b>	<b>9</b>	<b>9</b>	<b>9</b>	<b>9</b>	<b>1</b>	<b>9</b>	<b>0</b>	<b>0</b>
<b>Not Complied</b>	<b>9</b>	<b>9</b>	<b>0</b>	<b>0</b>	<b>0</b>	<b>0</b>	<b>0</b>	<b>0</b>	<b>0</b>	<b>0</b>	<b>0</b>	<b>8</b>	<b>0</b>	<b>9</b>	<b>9</b>

### Key/ Detail

<b>M1</b>	Are the Personnel involved in the rollout been receiving airtime?
<b>M2</b>	Are the recommendation of the monitoring and evaluation team implemented?
<b>M3</b>	Are the tablets in good working conditions?
<b>M4</b>	Did the County designate an incharge for monitoring covid No9 vaccine rollout?
<b>M5</b>	Did the county receive any tablets from the Ministry?
<b>M6</b>	Did the county/Sub-County put in place any measures to ensure patients report adverse effect?
<b>M7</b>	Does the County/Sub-County record temparature every morning and evening in the temparature monitoring chart?
<b>M8</b>	Does the County/Sub-County/Facility monitor for the expiry of the vaccines?
<b>M9</b>	Does the County/Sub-County/Facility monitor temparature during trasportation of vaccines?
<b>M10</b>	Has the County/Sub-County/facility received Adverse effect booklet etc that are required to report adverse effects?
<b>M11</b>	Has the Sub-County/County monitored the pfizer and Moderna vaccines for the 30 days expiry period after thawing?
<b>M12</b>	Has the Sub-County/facility experienced any instance of adverse effect?
<b>M13</b>	Were the tablets distributed?
<b>M14</b>	Were there reports of the M & E committee
<b>M15</b>	Were there terms of reference for the M&E committee?

**Appendix 16: Monitoring & Supervision at Facility Level – Kisii County**

Facility	1	2	3	4	5	6	7	8	9	10	11
<b>Bobasi Sub-County</b>											
Borangi Health Centre	Yes	No	Yes	Yes	Yes	No	Yes	Yes	Yes	Yes	Yes
Gesabakwa Health Centre	No	No	Yes	Yes	Yes	No	Yes	Yes	Yes	Yes	Yes
Gesure Health Centre	No	No	No	Yes	Yes	No	Yes	Yes	Yes	Yes	Yes
Kenyambi Health Centre	No	No	No	Yes	Yes	No	Yes	Yes	Yes	Yes	Yes
Kenyere Health Centre	Yes	No	No	Yes	Yes	No	Yes	Yes	Yes	Yes	Yes
Kiobegi Health Centre	No	No	Yes	Yes	Yes	No	Yes	Yes	Yes	Yes	Yes
Kionyo Health Centre	No	No	No	Yes	Yes	No	Yes	Yes	Yes	Yes	Yes
Lenmek Health Centre	No	No	No	Yes	Yes	No	Yes	Yes	Yes	Yes	Yes
Nyacheki Health Centre	Yes	No	Yes	Yes	Yes	No	Yes	No	Yes	No	Yes
Nyakegogi Health Centre	No	No	No	Yes	Yes	No	Yes	Yes	Yes	Yes	Yes
Nyamache Referral Facility	Yes	No	Yes	Yes	Yes	No	Yes	Yes	Yes	Yes	Yes
Nyansakia Health Centre	Yes	No	Yes	Yes	Yes	No	Yes	Yes	Yes	Yes	Yes
Omosaria Dispensary	No	No	No	Yes	Yes	No	Yes	Yes	Yes	Yes	Yes
<b>Bomachoge Borabu</b>											
Eberege Health Centre	Yes	No	Yes	Yes	Yes	No	No	Yes	Yes	Yes	Yes
Kenya Sub-County Referral Hospital	Yes	No	Yes	Yes	Yes	No	Yes	Yes	Yes	Yes	Yes
Magna Facility	Yes	No	Yes	Yes	Yes	No	Yes	Yes	Yes	Yes	Yes
Magenche Health Centre	Yes	No	Yes	Yes	Yes	No	Yes	Yes	Yes	Yes	Yes
Omobera Facility	Yes	No	Yes	Yes	Yes	No	Yes	Yes	Yes	Yes	Yes
Bomachoge Chache											
Gucha Facility	Yes	No	Yes	Yes	Yes	Yes	Yes	Yes	Yes	Yes	Yes
Keragia Facility	Yes	No	Yes	Yes	Yes	No	Yes	Yes	Yes	Yes	Yes
Bomachoge Chache											
Misesi Health Care	Yes	No	Yes	Yes	Yes	No	Yes	Yes	Yes	Yes	Yes
<b>Bonchari</b>											
Bitare Dispensary	Yes	No	Yes	Yes	Yes	No	Yes	Yes	Yes	Yes	Yes

Facility	1	2	3	4	5	6	7	8	9	10	11
Ekerubo Dispensary	Yes	No	Yes	Yes	Yes	No	Yes	Yes	Yes	Yes	Yes
Gesuguri Dispensary	Yes	No	Yes	Yes	Yes	No	Yes	Yes	Yes	Yes	Yes
Isamwari Dispensary	Yes	No	Yes	Yes	Yes	No	Yes	Yes	Yes	Yes	Yes
Iyabe Sub-County Referral Hospital	Yes	No	Yes	Yes	Yes	No	Yes	Yes	Yes	Yes	Yes
Kiaruta Dispensary	No	No	No	Yes	Yes	No	Yes	Yes	Yes	Yes	Yes
Marble Hospital	Yes	No	Yes	Yes	Yes	No	Yes	Yes	Yes	Yes	Yes
Nyamagiri Dispensary	Yes	No	Yes	Yes	Yes	No	Yes	Yes	Yes	Yes	Yes
Nyamagundo Sub-County Hospital	Yes	No	Yes	Yes	Yes	No	Yes	Yes	Yes	Yes	Yes
Riana Health Centre	Yes	No	Yes	Yes	Yes	No	Yes	Yes	Yes	Yes	Yes
Riotanchi Health Centre	Yes	No	Yes	Yes	Yes	No	Yes	Yes	Yes	Yes	Yes
Kitutu Chache North											
Entanda Health Facility	Yes	No	Yes	Yes	Yes	No	Yes	Yes	Yes	Yes	Yes
Eramba	Yes	No	Yes	Yes	Yes	No	Yes	Yes	Yes	Yes	Yes
Isecha	Yes	No	Yes	Yes	Yes	No	Yes	Yes	Yes	Yes	Yes
Kegogi	Yes	No	Yes	Yes	Yes	No	Yes	Yes	Yes	Yes	Yes
Marani Hospital	Yes	No	Yes	Yes	Yes	No	Yes	Yes	Yes	Yes	Yes
Nyagoto	Yes	No	Yes	Yes	Yes	No	Yes	Yes	Yes	Yes	Yes
Sieka	Yes	No	Yes	Yes	Yes	No	Yes	Yes	Yes	Yes	Yes
Kitutu Chache South											
Hema Hospital	Yes	No	Yes	Yes	Yes	No	Yes	Yes	Yes	Yes	Yes
Iranda Sub-County Referral Hospital	Yes	No	Yes	Yes	Yes	No	Yes	Yes	Yes	Yes	Yes
Kisii Teaching And Referral Hospital	Yes	No	Yes	Yes	Yes	No	Yes	Yes	Yes	Yes	Yes
Mosocho Market Dispensary	Yes	No	Yes	Yes	Yes	No	Yes	Yes	Yes	Yes	Yes
Nyangena Hospital	Yes	No	Yes	Yes	Yes	No	Yes	Yes	Yes	Yes	Yes
Oasis Specialist Hospital	Yes	No	Yes	Yes	Yes	No	Yes	Yes	Yes	Yes	Yes
Oresi Health Centre	Yes	No	Yes	Yes	Yes	No	Yes	Yes	Yes	Yes	Yes
Nyaribari Chache											
IbENO Facility	Yes	No	Yes	Yes	Yes	No	Yes	Yes	Yes	Yes	Yes
Keumbu Facility	Yes	No	Yes	Yes	Yes	No	Yes	Yes	Yes	Yes	Yes

Facility	1	2	3	4	5	6	7	8	9	10	11
Kiogoro Facility	Yes	No	Yes	Yes	Yes	No	Yes	Yes	Yes	Yes	Yes
Nyanchnwa Facility	Yes	No	Yes	Yes	Yes	No	Yes	Yes	Yes	Yes	Yes
Nyananko Facility	Yes	No	Yes	Yes	Yes	No	Yes	Yes	Yes	Yes	Yes
<b>Nyaribari Masaba</b>											
Ekerubo Facility	Yes	No	Yes	Yes	Yes	No	Yes	Yes	Yes	Yes	Yes
Emeroka Facility	Yes	No	Yes	Yes	Yes	No	Yes	Yes	Yes	Yes	Yes
Friends Kiamokama Facility	Yes	No	Yes	Yes	Yes	No	Yes	Yes	Yes	Yes	Yes
Gesusu Facility	Yes	No	Yes	Yes	Yes	No	Yes	Yes	Yes	Yes	Yes
Ibacho Facility	Yes	No	Yes	Yes	Yes	No	Yes	Yes	Yes	Yes	Yes
Ikirongo Facility	Yes	No	Yes	Yes	Yes	No	Yes	Yes	Yes	Yes	Yes
Keeyani Facility	Yes	No	Yes	Yes	Yes	No	Yes	Yes	Yes	Yes	Yes
Kiamokama Facility	Yes	No	Yes	Yes	Yes	No	Yes	Yes	Yes	Yes	Yes
Masimba Facility	Yes	No	Yes	Yes	Yes	No	Yes	Yes	Yes	Yes	Yes
Nyamagesa Facility	Yes	No	Yes	Yes	Yes	No	Yes	Yes	Yes	Yes	Yes
Nyamasibi Facility	Yes	No	Yes	Yes	Yes	No	Yes	Yes	Yes	Yes	Yes
Nyasike Facility	Yes	No	Yes	Yes	Yes	No	Yes	Yes	Yes	Yes	Yes
Ramasha Facility	Yes	No	Yes	Yes	Yes	No	Yes	Yes	Yes	Yes	Yes
Sosera Facility	Yes	No	Yes	Yes	Yes	No	Yes	Yes	Yes	Yes	Yes
St Cathrine Ichuni Mission Hospital	Yes	No	Yes	Yes	Yes	No	Yes	Yes	Yes	Yes	Yes
<b>South Mugirango</b>											
Boige Health Facility	Yes	No	Yes	Yes	Yes	No	Yes	Yes	Yes	Yes	Yes
Bokimai Dispensary	Yes	No	Yes	Yes	Yes	No	Yes	Yes	Yes	Yes	Yes
Etago Sub-County Hospital	Yes	No	Yes	Yes	Yes	No	Yes	Yes	Yes	Yes	Yes
Ciatunda Health Facility	Yes	No	Yes	Yes	Yes	No	Yes	Yes	Yes	Yes	Yes
Monianku Health Centre	Yes	No	Yes	Yes	Yes	No	Yes	Yes	Yes	Yes	Yes
Moticho Health Centre	Yes	No	Yes	Yes	Yes	No	Yes	Yes	Yes	Yes	Yes
Nduru Sub-County Referral Hospital	Yes	No	Yes	Yes	Yes	No	Yes	Yes	Yes	Yes	Yes
Nyabiosi Health Centre	Yes	No	Yes	Yes	Yes	No	Yes	Yes	Yes	Yes	Yes
Nyatike Health Facility	Yes	No	Yes	Yes	Yes	No	Yes	Yes	Yes	Yes	Yes

Facility	1	2	3	4	5	6	7	8	9	10	11
Omogwa Dispensary	Yes	No	Yes	Yes	Yes	No	Yes	Yes	Yes	Yes	Yes
Suguta Health Facility	Yes	No	Yes	Yes	Yes	No	Yes	Yes	Yes	Yes	Yes
Tabaka Mission Hospital	Yes	No	Yes	Yes	Yes	No	Yes	Yes	Yes	Yes	Yes
<b>Compliant</b>	<b>69</b>	<b>0</b>	<b>70</b>	<b>78</b>	<b>78</b>	<b>1</b>	<b>77</b>	<b>77</b>	<b>78</b>	<b>77</b>	<b>78</b>
<b>Non Compliant</b>	<b>9</b>	<b>78</b>	<b>8</b>	<b>0</b>	<b>0</b>	<b>77</b>	<b>1</b>	<b>1</b>	<b>0</b>	<b>1</b>	<b>0</b>

### Key/ Details

<b>M1</b>	Did the Facility receive any tablets for covid 19 vaccine data entry?
<b>M2</b>	Has the facility staff been receiving airtime on time?
<b>M3</b>	Are the tablets in good working conditions?
<b>M4</b>	as the County/Sub-County/facility put in place to ensure patients report adverse effect
<b>M5</b>	Has the County/Sub-County/facility received any Adverse effect booklet etc that are required to report adverse effects?
<b>M6</b>	Has the Sub-County/facility experienced any instance of adverse effect?
<b>M7</b>	Does the County/Sub-County/Facility monitor temperature during transportation of vaccines
<b>M8</b>	Does the County/Sub-County record temperature every morning and evening in the temperature monitoring chart
<b>M9</b>	Does the County/Sub-County/Facility monitor for the expiry of the vaccines?
<b>M10</b>	Are the pfizer and Moderna vaccines been monitored for the 30 days expiry period after thawing.
<b>M11</b>	Has the county/Sub-County/Facility been making use of the temperature monitoring tools?



## CONTACTS

Office of the Auditor-General  
Anniversary Towers  
P.O. Box 30084 - 00100 Nairobi, Kenya  
Tel: 254 20 3214000  
E-mail: [info@oagkenya.go.ke](mailto:info@oagkenya.go.ke)



[@OAG\\_Kenya](https://twitter.com/OAG_Kenya)



Office of the Auditor-General Kenya



[www.oagkenya.go.ke](http://www.oagkenya.go.ke)



Office of the Auditor-General Kenya