

REPUBLIC OF KENYA



Enhancing Accountability

PARLIAMENT
OF KENYA
LIBRARY

PAPERS LAID	
DATE	12/2/2025
TABLED BY	Sen. Chimera on behalf of Sen. May. leader
COMMITTEE	
CLERK AT THE TABLE	Angela

REPORT

OF


THE AUDITOR-GENERAL

ON

COUNTY REVENUE FUND

**FOR THE YEAR ENDED
30 JUNE, 2024**

COUNTY GOVERNMENT OF NAKURU



COUNTY REVENUE FUND

County Government of Nakuru

ANNUAL REPORT AND FINANCIAL STATEMENTS

FOR THE YEAR ENDED 30TH JUNE 2024

Prepared in accordance with the Cash Basis of Accounting Method under the International Public Sector Accounting Standards (IPSAS)

	Page No.
Table of contents.....	
1. Acronyms and glossary of terms.....	ii
2. Key Entity Information and Management.....	iv
3. Statement by the CECM Finance.....	vii
4. Management Discussion and Analysis.....	x
5. Overview of the County Revenue Fund Operations	xii
6. Statement of Management Responsibility	xiii
7. Report of the Auditor General on the County Revenue Fund of County Government of Nakuru for the Year ended 30 th June 2024.....	xv
8. Statement of Receipts and Payments for the Year Ended 30 th June 2024.....	1
9. Statement of Comparison of Budget Actual Amounts for the Year Ended 30 th June, 2024.....	2
10. Significant Accounting Policies.....	4
11. Notes to the Financial Statements.....	6
12. Annexes.....	15

1. Acronyms and glossary of terms

a) Acronyms

ASDSP	Agricultural Sector Development Support Programme
ATC	Agricultural Training Centre
b/f	Brought Forward
CA	County Assembly
CBK	Central Bank of Kenya
CCIS	County Climate Institutional Support
CECM	County Executive Committee Member
CEO	Chief Executive Officer
COB	Controller of Budget
CRF	County Revenue Fund
CROR	County Receiver of Revenue
DANIDA	Danish International Development Agency
ECD	Early Childhood Development
FFLoCA	Financing locally Led climate programme
FY	Financial Year
IPSAS	International Public Sector Accounting Standards
KeLCoP	Kenya Livestock Commercialization Project
KISIP II	Kenya Informal Settlement Improvement Project
Kshs	Kenya Shillings
KTDA	Kenya Tea Development Authority
KUSP	Kenya Urban Support Programme
NARIGP	National Agricultural and Rural Inclusive Growth Project
NAVCDP	National Agricultural Value Chain Development Project
NAWASSCO	Nakuru Water and Sanitation Service Company
NEMA	National Environment Management Authority
NT	National Treasury
OSR	Own Source Revenue
PFMA	Public Finance Management Act
PSASB	Public Sector Accounting Standards Board
THUSP	Transforming Health Systems for Universal Care Project
TVETS	Technical and Vocational Education and Training

UDG

Urban Development Grant

b) glossary of terms

Comparative FY

Comparative Prior Financial Year

Fiduciary Management

The key management personnel who had financial responsibility

2. Key Entity Information and Management

a) Background information

Article 207 of the Constitution of Kenya provides for the establishment of the County Revenue Fund into which shall be paid all money raised or received by or on behalf of the County Government.

b) Key Management Team

The County Revenue Funds day-to-day management is under the following key organs:

No.	Designation	Name
1.	CECM Finance and Economic planning	- Stephen Iribe Njogu
2.	Chief Officer Finance	-Joseph Malinda
3.	Director Finance	-Wilson Mungai

c) Fiduciary Management

The key management personnel who held office during the financial year ended 30th June 2024 and who had direct fiduciary responsibility were:

No.	Designation	Name
1.	CECM Finance and Economic Planning	- Stephen Iribe Njogu
2.	Accounting Officer in charge of Finance	-Joseph Malinda
3.	Director Finance	-Wilson Mungai

d) Fiduciary Oversight Arrangements

- Senate Committee Activities

The committee provides a forum for engagement between the County and the National executive. It serves as a channel of communication.

- County Assembly

Public Accounts and Investment Committee

The committee was formed to provide oversight on the County's finances. The committee held mandatory meetings during the year. Additionally, it also held extra sittings to deal with rising matters.

- **Development partner oversight activities**

The partners have responsibility for the planning, implementation and quality assurance of the developments.

- **Controller of Budget**

The office is established under Article 228 of the constitution to oversee and report on implementation of the budgets of both National and County Governments.

- **Office of the Auditor General**

The office of the Auditor General has continually conducted independent audits in accordance with acceptable, professional and ethical standards and issued reports on the use of public resources.

e) **County Headquarters**

P.O. Box 2870-20100
New Town Hall Building
Moi Road
Nakuru, Kenya

f) **County Contacts**

Telephone: (051) 221-6472
E-mail: info@nakuru.go.ke
Website: www.nakurucounty.go.ke

g) **County Bankers**

Central Bank of Kenya
Haile Selassie Avenue
P.O. Box 60000
City Square 00200
NAIROBI, KENYA

h) **Independent Auditors**

Auditor General
Office of the Auditor General

Anniversary Towers, University Way
P.O. Box 30084
GPO 00100
NAIROBI, KENYA

i) Principal Legal Adviser

The County Attorney
New Town Hall Building
Moi Road
P.O. Box 2870-20100
Nakuru, Kenya

j) County Attorney

New Town Hall Building
Moi Road
P.O. Box 2870-20100
Nakuru, Kenya

3. Statement by the CECM Finance

I am pleased to present the financial statements of the County Revenue Fund for the County Government of Nakuru, covering the financial year ending on June 30, 2024. These financial statements give an overview of the County Government's financial performance during the period spanning from 1st July, 2023, to 30th June, 2024. In accordance with Article 202 of the Kenyan Constitution, revenue generated at the national level is required to be distributed equitably between the National Government and the County Governments. Additionally, County Governments can get allocations from the national government's portion of revenue. As such, County Governments may access additional financial resources based on the National Government's discretion, and this mechanism fosters a balanced and responsive fiscal framework. The equitable allocation of resources to the Counties is determined by the County Allocation of Revenue Act. The Commission of Revenue Allocation is responsible for ensuring equal distribution of financial resources to the Counties, a process that is subsequently ratified by Parliament, as stipulated in Article 217 of the Constitution.

The analysis below reveals the transfer to CRF for the financial year ending on June 30th, June 2024.

Exchequer	Kshs. 13,593,424,693
OSR transfer to CRF	Kshs. 1,923,461,777
Domestic and foreign grants	Kshs. 773,521,263

Out of the budgeted revenue, the County Revenue Fund received Kshs.16,293,633,830 indicating an 93% performance in revenue fund.

Revenue Classification	Budget Kshs	Actual Kshs
Exchequer Releases	13,593,424,693	13,593,424,693
OSR transfer to CRF	2,400,000,000	1,923,461,777
Domestic and Foreign Grants	1,522,298,462	773,521,263
Return to CRF issues	3,603,111,491	3,226,097
Total	21,118,834,646	16,293,633,830

NOTE: These figures excludes Facility Improvement Funds.

The budgeted amounts for domestic and foreign grants were Kshs. 1,522,298,462 and the actual amounts received in the CRF were Kshs. 773,521,263 with a short fall of Kshs. 748,777,200 as analysed here below.

Revenue Classification	Budget Kshs	Actual Kshs	Variance
Nutrition International	12,500,000	4,999,400	7,500,600
NARIGP-National Agricultural and Rural Inclusive Growth Project	5,000,000	4,261,826	738,174
Kenya Livestock Commercialization Project (KeLCoP)	34,800,000	31,903,688	2,896,312

County Government of Nakuru
County Revenue Fund
For the financial year ended 30th June 2024


NAVCDP-National Agricultural Value Chain Development Project	200,000,000	198,946,385	1,053,615
Aggregated Industrial Parks Programme	250,000,000	64,000,000.00	186,000,000
Leasing of Medical Equipment	124,723,404	-	124,723,404
County Allocation for Court fines	1,948,197	-	1,948,197
County Allocation for mineral Royalties	82,769	-	82,769
KUSP UDG Interest Earned	3,200,000		3,200,000
KTDA Tea Cess Revenue	58,000,000	-	58,000,000
Conditional Grant for the provision of fertilizer subsidy programme	234,883,209	-	234,883,209
Conditional Grant -Kenya Livestock value chain support project	121,315,800	-	121,315,800
Equilisation Fund allocation (Soin Ward in Rongai)	6,435,119	-	6,435,119
Donor Grants (DANIDA)			
Agricultural Sector Development Support Projects (ASDSP II) - Donor	19,115,250	19,115,250	-
Agricultural Sector Development Support Projects (ASDSP II) - GoK			
World Bank Grant Finance Locally-Led Climate Action Program, (FLLoCA) - County Climate Institution Support (CCIS) Level I			
World Bank Grant Financing Locally-Led Climate Action (FLLoCA) Program – County Climate Resilience Investment Grant	583,629	583,629	-
Conditional Fund - World Bank - Kenya Informal Settlement Improvement Project II (KISIP II)			
	1,522,298,462	773,521,263	748,777,200

Equitable share funds for the year were disbursed to CRF as follows;

	EXCHEQUER ISSUES	REFERENCE NO.
28/07/2023 JULY	1,155,441,099.00	FT232096TRG5
25/10/2023 AUG	1,087,473,975.00	FT23298DLYZC
24/11/2023 SEPT	1,155,441,099.00	FT23328FGBFV
27/12/2023 OCT	1,087,473,975.00	FT2336199P18
25/01/2024 NOV	1,155,441,099.00	FT24025Q1QKX
20/02/2024 DEC	1,087,473,975.00	FT240512459F
27/03/2024 JAN	1,155,441,098.00	FT24087JX5Q6
24/4/2024 FEB	1,155,441,098.00	FT24115ZB08H
24/5/2024 MAR	1,087,473,975.00	FT24145X3CD7
20/6/2024 APR	1,223,408,222.00	FT24172DJFSS
26/6/2024 MAY	1,155,441,099.00	FT24178DFPG3
26/7/2024 JUNE	1,087,473,979.00	FT24208P7BHB
TOTAL	13,593,424,693	

Disbursements made from the CRF

During the period under review, Nakuru County requisitioned Kshs.16,362,575,243 from CRF of which the County executive received Kshs. 15,198,411,508.40 from the fund, while the County assembly requested Kshs. 1,164,163,735. The net decrease in CRF account at the close of the year was Kshs.68,941,413. The balance in the CRF account at the close of the year was Kshs.2,497,539,503.25.

Ref	Name	Position
	 Mr S. Iribe Njogu	Mr S. Iribe Njogu holds an Associate of Science from Kwame Nkruma University of Science & Technology in Business Administration He also holds a Diploma in Applied Biology from Mombasa Polytechnic University College. He is a former Managing Director at XPD Limited Accra. Former CEO Soft Ventures East African Limited; Nakuru, Nairobi, Kampala. He has over 10 years' experience in private sector. He is currently the CECM Finance and Economic Planning.

Sign

Mr. Stephen Iribe Njogu
CECM Finance and Economic Planning
County Government of Nakuru

4. Management Discussion and Analysis

The Nakuru County Revenue Fund, initiated in 2013 under the provisions of the Kenyan Constitution of 2010, is subject to the stipulations outlined in Article 207 of the Constitution, along with Sections 109 and 167 of the Public Finance Management Act, 2012, which require the preparation of financial statements for the Fund for each fiscal year, as prescribed by the Public Sector Accounting Standards Board. These statements must then be submitted to the Auditor General, with a copy sent to the Commission on Revenue Allocation and the Controller of Budget. The fund has witnessed an increase in its financial inflow over the years, particularly for the last four years, where the fund receipts as equitable share were as analysed here below.

Financial Year 2023-2024

	EXCHEQUER ISSUES	REFERENCE NO.
28/07/2023 JULY	1,155,441,099.00	FT232096TRG5
25/10/2023 AUG	1,087,473,975.00	FT23298DLYZC
24/11/2023 SEPT	1,155,441,099.00	FT23328FGBFV
27/12/2023 OCT	1,087,473,975.00	FT2336199P18
25/01/2024 NOV	1,155,441,099.00	FT24025Q1QKX
20/02/2024 DEC	1,087,473,975.00	FT240512459F
27/03/2024 JAN	1,155,441,098.00	FT24087JX5Q6
24/4/2024 FEB	1,155,441,098.00	FT24115ZB08H
24/5/2024 MAR	1,087,473,975.00	FT24145X3CD7
20/6/2024 APR	1,223,408,222.00	FT24172DJFSS
26/6/2024 MAY	1,155,441,099.00	FT24178DFPG3
26/7/2024 JUNE	1,087,473,979.00	FT24208P7BHB
TOTAL	13,593,424,693	

Financial Year 2022-2023

DATE	AMOUNT	REFERENCE NO.
27/09/2022	1,107,219,887.00	FT22270LFP9M
16/11/2022	1,042,089,306.00	FT22320BKP1L
29/11/2022	1,107,219,888.00	FT22333N45RH
25/01/2023	1,042,089,306.00	FT23025123B1
24/02/2023	1,107,219,887.00	FT23055SCQYX
24/03/2023	1,042,089,306.00	FT23083LTKJ0
20/04/2023	1,107,219,887.00	FT23110Z8YR8
26/04/2023	1,107,219,887.00	FT23116JBFXJ
25/05/2023	1,042,089,306.00	FT23145WRNP8
09/06/2023	1,172,350,469.00	FT23160QMZTH
20/06/2023	1,107,219,888.00	FT231716BG9P

County Government of Nakuru
 County Revenue Fund
 For the financial year ended 30th June 2024

26/06/2023	1,042,089,306.00	FT23177L9TTQ
	13,026,116,323.00	

Financial Year 2021-2022

Date	Amount	Reference number
25-08-2021	1,042,089,306.00	FT21237BD34K
23-09-2021	1,107,219,887.00	FT212660XS2C
19-10-2021	1,107,219,887.00	FT21292XDKYZ
10-12-2021	1,042,089,306.00	FT21344WKYMD
14-01-2022	1,107,219,887.00	FT220141L2X9
22-02-2022	1,042,089,306.00	FT2205358BYJ
07-04-2022	1,107,219,887.00	FT22097RWYZD
22-04-2022	1,107,219,888.00	FT221124YY59
13-05-2022	1,042,089,306.00	FT221133GS589
17-06-2022	1,172,350,469.00	FT2216846ZYW
27-06-2022	1,107,219,887.00	FT22178N6P4J
Total	11,984,027,016.00	
29-08-2022	1,042,089,307.00	FT22241704LG

Financial Year 2020-2021

Date	Amount	Reference number
13-10-2020	890,472,750	FT20287BTJWG
13-10-2020	838,092,000	FT20287BTJWG
19-01-2021	890,472,750	FT21019VVTW4
19-01-2021	838,092,000	FT21019VVTW4
19/03/2021	890,472,750	FT21078RYTGP
13/04/2021	838,092,000	FT21103MV2WQ
16/04/2021	890,472,750	FT2110608MCW
17/05/2021	890,472,750	FT21137C7XH4
23/06/2021	838,092,000	FT21174F3L87
23/06/2021	942,853,500	FT21174C84NS
30/06/2021	838,092,000	FT21181Q9D0G
02/07/2021	890,472,750	FT21183Q7SPX
Total	10,476,150,000	

5. Overview of the County Revenue Fund Operations

Background

Article 207 of the Constitution of Kenya provides for the establishment of a County Revenue Fund into which shall be paid all money raised or received by or on behalf of the County Government. As outlined under Section 109 of the Public Finance Management (PFM) Act, 2012 the County Treasury is responsible for administration of the County Revenue Fund. The County Revenue Fund is maintained as the County Exchequer Account at the Central Bank of Kenya.

Receipts into the County Revenue Fund

County Government revenue is received into the CRF through appointed County Receiver Revenue who is appointed by the County Executive Committee Member for Finance from the County Treasury pursuant to Section 157 (1) of the PFM Act 2012. Receipts include Exchequer releases, grants from development partners, proceeds from domestic and foreign borrowings, own source revenue and other miscellaneous deposits in the County Revenue Fund Account.

Transfers from the County Revenue Fund

The withdrawal of funds from the County Revenue Fund is authorized by the County appropriation Act. The County Treasury is required to seek the Controller of Budget's approval for withdrawal of funds from the County Revenue Fund to the County Executive and County Assembly bank accounts. These entities are responsible for the administration of their respective approved budgets.

Financial Reporting requirements

The Accounting Officer for the County Revenue Fund is required to prepare and submit the financial statements to the Auditor-General and a copy to the Controller of Budget, and the Commission on Revenue Allocation.

This statement therefore covers the operations of the County Exchequer Account for the financial year ended 30th June 2024.



.....
CEC Member – Finance and Economic Planning
Stephen Iribe Njogu
County Government of Nakuru

6. Statement of Management Responsibility

Article 207 of the Constitution, Sections 109 and 167 of the Public Finance Management Act, 2012 requires a County Revenue Fund established by the Constitution, an Act of Parliament or county legislation to prepare financial statements for the Fund for each financial year in a form prescribed by the Public Sector Accounting Standards Board and submit to the Auditor General and a copy to the Commission on Revenue Allocation and the Controller of Budget.

The Accounting Officer at the County Treasury is responsible for the preparation and presentation of the County Revenue Fund financial statements, which give a true and fair view of the state of affairs of the Fund as at the end of the financial year ended on *June 30, 2024*. This responsibility includes:

- (i) Maintaining adequate financial management arrangements and ensuring that these continue to be effective throughout the reporting period;
- (ii) Maintaining proper accounting records, which disclose with reasonable accuracy at any time the financial position of the County Revenue Fund;
- (iii) Designing, implementing and maintaining internal controls relevant to the preparation and fair presentation of the Financial Statements, and ensuring that they are free from material misstatements, whether due to error or fraud;
- (iv) Safeguarding the assets of the County Revenue Fund;
- (v) Selecting and applying appropriate accounting policies; and
- (iv) Making accounting estimates that are reasonable in the circumstances.

The Accounting Officer accepts responsibility for the County Revenue Fund's financial statements, which have been prepared on the Cash Basis Method of financial reporting, using appropriate accounting policies in accordance with International Public Sector Accounting Standards (IPSAS). The Accounting Officer is of the opinion that the County Revenue Fund's financial statements give a true and fair view of the state of the County Revenue Fund's transactions during the financial year ended *June 30, 2024*, and of its financial position as at that date.

The Accounting Officer further confirms the completeness of the accounting records maintained for the County Revenue Fund which have been relied upon in the preparation of its financial statements as well as the adequacy of the systems of internal financial control. The Accounting Officer confirms that the County Revenue Fund has complied fully with applicable Government Regulations and the terms of external financing covenants (*where applicable*). Further, Accounting Officer confirms that the County Revenue Fund's Financial Statements have been

County Government of Nakuru
County Revenue Fund
For the financial year ended 30th June 2024

prepared in a form that complies with relevant Accounting Standards prescribed by the Public Sector Accounting Standards Board of Kenya.

Approval of the Financial Statements

The County Revenue Fund's financial statements were approved and signed on **19th November 2024**.

Signature  _____

Name: Joseph Mutua Malinda
Chief Officer Finance
County Government of Nakuru

REPUBLIC OF KENYA

Telephone: +254-(20) 3214000
Email: info@oagkenya.go.ke
Website: www.oagkenya.go.ke



Enhancing Accountability

HEADQUARTERS
Anniversary Towers
Monrovia Street
P.O Box 30084-00100
NAIROBI

REPORT OF THE AUDITOR-GENERAL ON COUNTY REVENUE FUND FOR THE YEAR ENDED 30 JUNE, 2024 - COUNTY GOVERNMENT OF NAKURU

PREAMBLE

I draw your attention to the contents of my report which is in three parts:

- A. Report on Financial Statements that considers whether the financial statements are fairly presented in accordance with the applicable financial reporting framework, accounting standards and the relevant laws and regulations that have a direct effect on the financial statements;
- B. Report on Lawfulness and Effectiveness in the Use of Public Resources which considers compliance with applicable laws, regulations, policies, gazette notices, circulars, guidelines and manuals and whether public resources are applied in a prudent, efficient, economic, transparent and accountable manner to ensure the Government achieves value for money and that such funds are applied for the intended purpose; and,
- C. Report on Effectiveness of Internal Controls, Risk Management and Governance which considers how the entity has instituted checks and balances to guide internal operations. This responds to the effectiveness of the governance structure, risk management environment and internal controls, developed and implemented by those charged with governance for orderly, efficient and effective operations of the entity.

A Qualified Opinion is issued when the Auditor-General concludes that, except for material misstatements noted, the financial statements are fairly presented in accordance with the applicable financial reporting framework. The Report on Financial Statements should be read together with the Report on Lawfulness and Effectiveness in the Use of Public Resources, and the Report on Effectiveness of Internal Controls, Risk Management and Governance.

The three parts of the report are aimed at addressing the statutory roles and responsibilities of the Auditor-General as provided by Article 229 of the Constitution, the Public Finance Management Act, 2012, and the Public Audit Act, 2015. The three parts of the report when read together constitute the report of the Auditor-General.

REPORT ON THE FINANCIAL STATEMENTS

Qualified Opinion

I have audited the accompanying financial statements of County Revenue Fund - County Government of Nakuru Fund set out on pages 1 to 15, which comprise of the statement of receipts and payments and statement of comparison of budget and actual amounts for the year then ended and a summary of significant accounting policies and other

explanatory information in accordance with the provisions of Article 229 of the Constitution of Kenya and Section 35 of the Public Audit Act, 2015. I have obtained all the information and explanations which to the best of my knowledge and belief, were necessary for the purpose of the audit.

In my opinion, except for the effects of the matter described in the Basis for Qualified Opinion section of my report, the financial statements present fairly, in all material respects, the financial position of County Revenue Fund - County Government of Nakuru as at 30 June, 2024 and of its financial performance and its cash flows for the year then ended, in accordance with International Public Sector Accounting Standards (Cash Basis) and comply with the Public Finance Management Act, 2012.

Basis for Qualified Opinion

Variance in Own Source Revenue Amount

The statement of receipts and payments reflects own source revenue receipts amount of Kshs.1,923,461,777 that is at variance with the amount reflected in the statement of receipts and disbursements to County Revenue Fund from Receiver of Revenue amounting to Kshs.1,963,474,474 by Kshs.40,012,697. The variance has not been reconciled or explained.

In the circumstances, the accuracy and completeness of own source revenue receipts of Kshs.1,923,461,777 could not be confirmed.

The audit was conducted in accordance with International Standards for Supreme Audit Institutions (ISSAIs). I am independent of the County Government of Nakuru - County Revenue Fund Management in accordance with ISSAI 130 on the Code of Ethics. I have fulfilled other ethical responsibilities in accordance with the ISSAI and in accordance with other ethical requirements applicable to performing audits of financial statements in Kenya. I believe that the audit evidence I have obtained is sufficient and appropriate to provide a basis for my qualified opinion.

Key Audit Matters

Key audit matters are those matters that, in my professional judgement, are of most significance in the audit of the financial statements. Except for the matter described in the Basis for Qualified Opinion section, I have determined that there are no other key audit matters to communicate in my report.

Other Information

The Management are responsible for the other information set out on page iv to xiv which comprise of Key Entity Information and Management, forward by CECM Finance and Economic planning, Management Discussion Analysis, Overview of the County Revenue Fund Operations and Statement of Management's Responsibilities. The Other Information does not include the financial statements and my audit report thereon.

In connection with my audit on the County Revenue Fund's financial statements, my responsibility is to read the other information and in doing so, consider whether the other information is materially inconsistent with the financial statements or my knowledge obtained in the audit or otherwise appears to be materially misstated. If, based on the work I have performed, I conclude that there is a material misstatement of this other information and I am required to report that fact. Based on the audit procedures performed I conclude that there is material misstatement of this Other Information, I am required to report that fact. I have nothing to report on this regard

My opinion on the financial statements does not cover the Other Information and accordingly, I do not express an audit opinion or any form of assurance conclusion thereon.

REPORT ON LAWFULNESS AND EFFECTIVENESS IN THE USE OF PUBLIC RESOURCES

Conclusion

As required by Article 229(6) of the Constitution, based on the audit procedures performed, I confirm that, nothing has come to my attention to cause me to believe that public resources have not been applied lawfully and in an effective way.

The audit was conducted in accordance with ISSAI 3000 and ISSAI 4000. The standards require that I comply with ethical requirements and plan and perform the audit to obtain assurance about whether the activities, financial transactions and information reflected in the financial statements comply in all material respects, with the authorities that govern them. I believe that the audit evidence I have obtained is sufficient and appropriate to provide a basis for my conclusion.

REPORT ON EFFECTIVENESS OF INTERNAL CONTROLS, RISK MANAGEMENT AND GOVERNANCE

Conclusion

As required by Section 7(1)(a) of the Public Audit Act, 2015 and based on the audit procedures performed, I confirm that, nothing has come to my attention to cause me to believe that internal controls, risk management and governance were not effective.

Basis for Conclusion

The audit was conducted in accordance with ISSAI 2315 and ISSAI 2330. The standards require that I plan and perform the audit to obtain assurance about whether effective processes and systems of internal controls, risk Management and overall governance were operating effectively in all material respects. I believe that the audit evidence I have obtained is sufficient and appropriate to provide a basis for my conclusion.

Responsibilities of the Management and those Charged with Governance

Management is responsible for the preparation and fair presentation of these financial statements in accordance with International Public Sector Accounting Standards (Cash Basis) and for maintaining effective internal controls as Management determines is necessary to enable the preparation of financial statements that are free from material misstatement, whether due to fraud or error and for its assessment of the effectiveness of internal controls, risk management and governance.

In preparing the financial statements, Management is responsible for assessing the Fund's ability to continue to sustain its services, disclosing, as applicable, matters related to sustainability of services and using the applicable basis of accounting unless Management is aware of the intention to terminate the Fund or to cease operations.

Management is also responsible for the submission of the financial statements to the Auditor-General in accordance with the provisions of Section 47 of the Public Audit Act, 2015.

In addition to the responsibility for the preparation and presentation of the financial statements described above, Management is also responsible for ensuring that the activities, financial transactions and information reflected in the financial statements comply with the authorities which govern them and that public resources are applied in an effective way.

Those charged with governance are responsible for overseeing the Fund's financial reporting process, reviewing the effectiveness of how Management monitors compliance with relevant legislative and regulatory requirements, ensuring that effective processes and systems are in place to address key roles and responsibilities in relation to governance and risk management, and ensuring the adequacy and effectiveness of the control environment.


Auditor-General's Responsibilities for the Audit

My responsibility is to conduct an audit of the financial statements in accordance with Article 229(4) of the Constitution, Section 35 of the Public Audit Act, 2015 and the International Standards for Supreme Audit Institutions (ISSAIs). The standards require that, in conducting the audit, I obtain reasonable assurance about whether the financial statements as a whole are free from material misstatements, whether due to fraud or error and to issue an auditor's report that includes my opinion in accordance with Section 48 of the Public Audit Act, 2015. Reasonable assurance is a high level of assurance but is not a guarantee that an audit conducted in accordance with IFPP will always detect a material misstatement when it exists. Misstatements can arise from fraud or error and are considered material if, individually or in the aggregate, they could reasonably be expected to influence the economic decisions of users taken on the basis of these financial statements.

In conducting the audit, Article 229(6) of the Constitution also requires that I express a conclusion on whether or not in all material respects, the activities, financial transactions and information reflected in the financial statements are in compliance with the authorities that govern them and that public resources are applied in an effective way. In addition, I consider the entity's control environment in order to give an assurance on the effectiveness of internal controls, risk management and governance processes and systems in accordance with the provisions of Section 7(1)(a) of the Public Audit Act, 2015.

Further, I am required to submit the audit report in accordance with Article 229(7) of the Constitution.

Detailed description of my responsibilities for the audit is located at the Office of the Auditor-General's website at: <https://www.oagkenya.go.ke/auditor-generals-responsibilities-for-audit/>. This description forms part of my auditor's report.



FCPA Nancy Gathungu, CBS
AUDITOR-GENERAL

Nairobi

30 December, 2024

County Government of Nakuru
 County Revenue Fund
 For the financial year ended 30th June 2024

8. Statement of Receipts and Payments for the Year Ended 30th June 2024.

		FY 2023-2024	FY 2022-2023
	Notes	Kshs.	Kshs.
Receipts			
Exchequer releases	1	13,593,424,693	14,564,043,605
Transfers from other government agencies	2	-	-
Other grants	3	773,521,263	-
Proceeds from Domestic Borrowing	4	-	-
Proceeds from Foreign Borrowing	5	-	-
Own Source Revenue	6	1,923,461,777	1,618,950,540
Return to CRF issues	7	3,226,097	1,478,557
Total Receipts		16,293,633,830	16,184,472,703
Payments			
Transfers to County Executive	8	15,198,411,508	12,751,235,858
Transfers to County Assembly	9	1,164,163,735	1,770,069,191
Other Transfers	10	-	-
Total Payments		16,362,575,243.40	(14,521,305,049.00)
Net increase/ (decrease) in cash for the year		(68,941,413.20)	1,663,167,653.95
Add Opening fund balance b/f	11	2,566,480,916.05	902,313,262.10
Closing Fund balance for the year	11	2,497,539,503.25	2,566,480,916.05

.....
 Chief Officer Finance
 Name: Joseph Malinda
 LSK Number P.105/3018/96
 CPS (K) Member Number 2412
 Date 19th November, 2024

.....
 Director of Finance
 Name: CPA Wilson Mungai
 ICPAK Member Number: 7241
 Date: 19th November, 2024

9. Statement of Comparison of Budget Actual Amounts for the Year Ended 30th June, 2024.

Receipt/Payments	Original Budget	Adjustments	Final Budget	Actual on Comparable Basis	Budget Realization Difference	% of Realization
	a	b	c=a+b	d	e=c-d	f=d/c
						%
Receipts	Kshs	Kshs	Kshs	Kshs	Kshs	
Exchequer releases	13,593,424,693	-	13,593,424,693	13,593,424,693	-	100%
Transfers from other government agencies	-	-	-	-	-	
Other conditional grants	1,597,485,321	(75,186,859)	1,522,298,462	773,521,263	748,777,199	51%
Proceeds from Domestic Borrowing	-	-	-	-	-	
Proceeds from Foreign Borrowing	-	-	-	-	-	
Own Source Revenue	1,900,000,000	499,999,999	2,400,000,000	1,923,461,777	476,538,223	80%
Return to CRF issues	-	3,603,111,491	3,603,111,491	3,226,097	3,599,885,394	0%
Total Receipts	17,090,910,014	4,027,924,632	21,118,834,646	16,293,633,830	4,825,200,816	
Payments						
Transfers to County Executive	15,789,365,774	4,095,986,121	19,885,351,896	15,198,411,508	4,686,940,387	76%
Transfers to County Assembly	1,301,544,240	(68,061,490)	1,233,482,750	1,164,163,735	69,319,015	94%
Others	-	-	-	-	-	
Total Payments	17,090,910,014	4,027,924,632	21,118,834,646	16,362,575,243	4,756,259,402	

County Government of Nakuru
 County Revenue Fund
 For the financial year ended 30th June 2024

Receipt/Payments	Original Budget	Adjustments	Final Budget	Actual on Comparable Basis	Budget Realization Difference	% of Realization
	a	b	c=a+b	d	e=c-d	f=d/c %
Balance	-	-	-	(68,941,413)		

NOTES:

1. Other Conditional grants had a total budget of Kshs.1,522,298,462 but the County received Kshs.773,521,263 with a shortfall of Kshs.748,777,199.
2. Own Source Revenue had a final budget of Kshs.2,400,000,000. The amount transferred to CRF account was Kshs. 1,923,461,777 with a deficit of Kshs.476,538,223.
3. The amount of return to CRF issues utilised Kshs.3,226,097 with Kshs.3,599,885,394 being the balance.
4. Transfer to County executive was 76% and 24% underutilization due to receipt of exchequer and donor funds in the month of July 2024 for FY2023-2024 budget.

10. Significant Accounting Policies

a) Statement of compliance and basis of preparation

The financial statements have been prepared in accordance with Cash-basis IPSAS financial reporting under the Cash-Basis of accounting, as prescribed by the PSASB and Section 167 of the PFM Act 2012.

The Financial Statements are presented in Kenya Shillings, which is the functional and reporting currency of the Fund, all values are rounded to the nearest Kenya Shilling. The accounting policies adopted have been consistently applied to all the years presented.

b) Reporting entity

This report relates to financial operations of the County Revenue Fund domiciled at the County Treasury and bank account maintained at Central Bank of Kenya.

c) Receipts

Receipts include funds deposited in the County Revenue Fund pursuant to Article 207 of the Constitution of Kenya and Section 109 of the PFM Act 2012.

The receipts collected include Exchequer releases, own source revenue, grants from development partners, proceeds from domestic and foreign borrowings, and other miscellaneous deposits in the County Exchequer Account.

Transfers from the exchequer and own source revenue are recognized in the books of accounts when cash is received. Cash is considered as received when payment instruction is issued to the bank and notified to the receiving entity.

d) Payments

Payments are based on the County Government Appropriation Act. The exchequer requests are received by County Treasury, which rationalizes the requests based on the available balance, consolidates the requests and forwards them to Controller of Budget (COB) for approval. Once the approval of COB is obtained, the funds are released to the County Assembly and County Executive operational accounts appropriately.

Significant Accounting Policies (Continued)

e) Fund Balances

Fund balances comprise bank balances in County Exchequer Account held at Central Bank of Kenya.

f) Restriction on Cash

Restricted cash represents amounts that are limited/restricted from being used to settle a liability for at least twelve months after the reporting period. This cash is limited for direct use as required by stipulation or *There were no restrictions on cash during the year. (Entity to indicate the amount of funds restricted for use or relating to conditional allocations.)*

11. Notes to the Financial Statements

1. Exchequer releases

The following is an analysis by revenue type of the receipts collected in the County Revenue Fund:

Description	FY 2023-2024	FY2022/2023
	Kshs.	Kshs.
Equitable Share (a)	13,593,424,693	14,564,043,605
Level 5 hospitals (b)	-	-
Others (<i>Specify</i>) (c)		
Total (d=a+b+c)	13,593,424,693	14,564,043,605

2. Transfers from other government agencies**

Description	FY 2023-2024	FY2022/2023
	Kshs.	Kshs.
Road Maintenance Levy	-	-
Covid-19	-	-
Development of Youth Polytechnics-State Department of TVETS	-	-
User Fees Foregone -Ministry of Health	-	-
World Bank -Transforming Health Systems for Universal Care Project (THUSP)-Ministry of Health	-	-
World Bank-NARIGP-State Department of Crop Development	-	-
World Bank Kenya Climate Smart Agriculture (KCSAP) - State Department of Crop Development	-	-
DANIDA Grant -Primary Health care in devolved context - Ministry of Health	-	-
IDA (World Bank) Credit: Water & Sanitation Development Project (WSDP)-Min. Water, Sanitation, and Irrigation	-	-
SIDA Agricultural Sector Development Support Programme II (ASDSP II)-State Department of Crop Development	-	-
World Bank-Emergency Locust Response Project (ILRP) State Department of Crop Development	-	-
World Bank-Kenya Informal settlement improvement project (KISIP 11)-State Department of Housing & Urban Development	-	-
UNFPA-9th County Programme Implementation -Ministry of Health	-	-
EU Grant (Instruments for Devolution Advice and Support- (IDEAS)-State Department of Devolution	-	-

County Government of Nakuru
 County Revenue Fund
 For the financial year ended 30th June 2024

Description	FY 2023-2024	FY2022/2023
KfW German Development Bank- Drought Resilience Programme in Northern Kenya (DRPNK)-Min. Water, Sanitation, and Irrigation	-	-
IDA World Bank National Agricultural Value Chain Development Project (NAVCDP) -State Department of Crop Development	-	-
(IDA) World Bank Credit-Financing locally Led climate programme (FFLoCA)1 CCIS Grant State Department of ..	-	-
Others (<i>Specify</i>)	-	-
Total	-	-

** These include other government grants released through other government entities such as the National Government MDAs.

3. Other grants**

Description	FY 2023-2024	FY2022/2023
	Kshs.	Kshs.
World Bank - NARIGP- State Department of Crop Development	4,261,826	
Primary Health Care - DANIDA Supported Primary Health Care Programme	19,115,250	
Agricultural Sector Development Support Programme (ASDSP) - State Department of crop Development	1,083,629	
Aggregated Industrial Parks Programme	64,000,000	
Kenya Livestock Commercialization Project (KeLCoP)	31,903,688	
Kenya Urban Development Grant	-	
County Climate Institutional Support Grant(CCSI) - Kenya Financing Locally Led Climate Action	199,211,086	
National Agricultural Value Chain Development Project (NAVCDP)	198,946,385	
Kenya Informal Settlement Improvement Project (KISIP II)	250,000,000	
Nutrition International	4,999,400	
Total	773,521,263	

** These are funds received from development partners directly to the CRF.

4. Proceeds from Domestic borrowing.

Description	FY 2023-2024	FY2022/2023
	Kshs.	Kshs.
Borrowing within General Government	-	-
Borrowing from Monetary Authorities (Central Bank)	-	-
Other Domestic Depository Corporations (Commercial Banks)	-	-
Borrowing from Other Domestic Financial Institutions	-	-
Borrowing from Other Domestic Creditors	-	-
Domestic Currency and Domestic Deposits	-	-
Others (<i>Specify</i>)	-	-
Total	-	-

Notes to the Financial Statements (Continued)

5. Proceeds from Foreign Borrowing

Description	FY 2023-2024	FY2022/2023
	Kshs.	Kshs.
Foreign Borrowing – Drawdowns Through Exchequer	-	-
Foreign Borrowing - Direct Payments	-	-
Foreign Currency and Foreign Deposits	-	-
Others (<i>Specify</i>)	-	-
Total	-	-

County Government of Nakuru
 County Revenue Fund
 For the financial year ended 30th June 2024

6. Own Source Revenue

Description	FY 2023-2024	FY2022/2023
	Kshs.	Kshs.
Cess	25,636,467	17,667,491
Land rate	234,216,526	299,846,895
Single/Business permits	432,030,600	368,530,455
Property rent	81,483,214	-
Parking fees	269,481,939	244,301,240
Market fees	39,694,395	36,953,827
Advertising	159,616,862	141,485,895
Hospital fees	-	-
Public health service fees	58,575,132	62,852,524
Physical planning and development	102,266,174	59,338,984
Hire of County Assets	-	8,400,082
Conservancy administration	-	181,247,525
Administration control fees and charges	138,327,082	55,491,224
Park fees	179,000	-
Proceeds from sale of assets	-	-
Other fines, penalties, and forfeiture fees	-	-
Others (<i>Specify</i>)		
House Rents-through payroll	11,395,439	-
House Rents	6,008,560	
Slaughter Houses Administration	11,099,135	9,651,794
Royalties	212,010,117	-
All Bed Occupancy Fees		

County Government of Nakuru
 County Revenue Fund
 For the financial year ended 30th June 2024

	5,949,815	6,048,960
Animal Sanctuary Licences	661,000	-
Cooperative Audit Fees	594,515	515,137
Calibration of Machines(All Weights and Measures Fees)	3,531,820	1,948,803
Boat Licensing (For Tourism)	45,000	46,400
Social Welfare/ Cultural/Group Registration	49,415	43,400
Hire of Social Halls /Equipment's Fees (All)	508,499	65,000
Application/Approval for Registration of Educational Institutions e.g. ECD ,Vocational Colleges, Private Schools, Universities etc.	20,500	82,600
Hire Stadium/Sport grounds	340,000	-
Inspection of Education Facilities	107,466	9,500
Film Shooting/Making	101,500	-
Inspection & Licensing of Betting Services	450,270	33,500
Hoarding Fees		538,960
Extension of Lease		622,000
Beacon Search/Beacon Certificates		3,222,000
Consent fees		115,000
Hire of heavy earth moving machinery		94,000
Hire of A.T.C	500,000	1,638,300
Vaccination of Pets e.g. Dogs, Cats etc.	70,200	257,490
Holding Grounds(all animals)	-	8,000
Fish Trader licenses	690,045	1,066,000
Fishing Boat Registration Fees	62,000.00	888,940
Approval of Way-leaves	6,605,154	19,991,500
Fire Inspection Certificates	90,154,705	80,357,277
Mineral Water- Commercial	5,500,030	5,001,500
Water charges (lease of assets-NAWASSCO)	92,00	210,000

County Government of Nakuru
County Revenue Fund
For the financial year ended 30th June 2024

Garbage/waste disposal fees	7,901,500	4,711,720
Sale county of plants/seedlings	490,700	52,500
sale of county trees	51,900	21,365
Tree cutting/pruning fees	140,600	157,150
Noise Control Fees	1,545,250	1,385,300
Car Wash Certificates	537,000	310,600
Transporters Certificate per year	9,656,761	
Environmental Certificates (Quarries etc.)	623,154	767,364
Environmental Impact assessment (NEMA)	595,370	1,666,630
All Impounding fees	193,700	420,745
All Search Fees	12,508	6,000
Refund of Salaries/Imprest Surrender	1,609,358	878,965
Insurance Refunds/Compensations	116,900	-
Other Miscellaneous Receipts	1,932,500	-
Total	1,923,461,777	1,618,950,540

Notes to the Financial Statements (Continued)

7. Return to CRF Issues

Description	FY 2023-2024	Comparative FY2022/2023
	Kshs.	Kshs.
Recurrent Account (<i>County Executive</i>)	181,511.80	136,977.70
Development Account (<i>County Executive</i>)	2,984,583.20	1,021,242.30
Recurrent Account (<i>County Assembly</i>)	1.35	8,198.25
Development Account (<i>County Assembly</i>)	60,000.45	312,139.25
Others (<i>Specify</i>)	-	-
Total	3,226,096.80	1,478,557.50

Unspent recurrent and development account balances at the end of financial year

8. Transfers to County Executive

Description	FY 2023-2024	Comparative FY2022/2023
	Kshs.	Kshs.
Recurrent Account	10,698,809,093.70	9,770,398,352.00
Development Account	3,127,011,801.00	2,108,811,955.00
Special Purpose Accounts	1,372,590,613.70	872,025,551.00
Others (<i>Specify</i>)	-	-
Total	15,198,411,508.40	12,751,235,858.00

Notes to the Financial Statements (Continued)

9. Transfers to County Assembly

Description	FY 2023-2024	Comparative FY2022/2023
	Kshs.	Kshs.
Recurrent Account	1,082,250,737.00	1,601,065,545.00
Development Account	81,912,998.00	169,003,646.00
Special purpose accounts	-	-
Others (<i>Specify</i>)		-
Total	1,164,163,735.00	1,770,069,191.00

10. Other Transfers

Description	FY 2023-2024	Comparative FY2022/2023
	Kshs.	Kshs.
Agency Notices	-	-
Others (<i>Specify</i>)	-	-
Total	-	-

11. Fund balance

Description	FY 2023-2024	Comparative FY2022/2023
	Kshs.	Kshs.
County Exchequer Account - (<i>CBK Account number 1000171607</i>)	2,497,539,503.25	2,566,480,916.05
Total	2,497,539,503.25	2,566,480,916.05

Notes to the Financial Statements (Continued)

12. Disclosure of Balances in Revenue Collection Accounts

County Government Own source revenue is recognized in the financial statements when it has been swiped to CRF. Revenue collection account balances are disclosed as at the end of the reporting period as below.

Name Of Bank, Account No. & Currency	Amount in bank account currency*	Ex. rate (if in foreign currency)	FY 2023-2024	Comparative FY2022/2023
			Kshs	Kshs
KCB BANK A/C NO.1140746057	KSHS	LOCAL BANKS REVENUE A/C	62,518	13,215,498
FAMILY BANK A/C NO.018000053211	KSHS	LOCAL BANKS REVENUE A/C	689,234	38,302,375
EQUITY BANK A/C NO.0130261954816	KSHS	LOCAL BANKS REVENUE A/C	4,068,999	792
CO-OPERATIVE BANK A/C NO.01141521630800	KSHS	LOCAL BANKS REVENUE A/C	562,789	27,562,860
NATIONAL BANK A/C NO.01001065283400	KSHS	LOCAL BANKS REVENUE A/C	6,004,113	13,085,003
ACCESS BANK A/C NO. 008010000007	KSHS	LOCAL BANKS REVENUE A/C	75,185	2,346,291
Total			11,462,838	94,512,819

12. Annexes

Annex 1: Progress on follow up of Auditor’s Recommendations

The following is the summary of issues raised by the external auditor, and management comments that were provided to the auditor;

Reference No. on the external audit Report	Issue / Observations from Auditor	Management comments	Status: (Resolved / Not Resolved)	Timeframe: (Put a date when you expect the issue to be resolved)
1.3.	Cash in Transit	National Treasury released the funds for the month of June 2022 on 29 th August 2022	Resolved	Beyond County control
2.	Unsupported Cash in Transit	National Treasury released the funds for the month of June 2022 on 29 th August 2022	Resolved	Beyond County control
3.	Inaccuracy of own Source Revenue	The difference between own source revenue and disbursements was as a result of cut off period due to late exchequer releases	unresolved	Beyond County control
4.	Exchequer Releases	The amount of Kshs. 305,228,810 has been analysed	Resolved	

.....
Name: Joseph Mutua Malinda
Chief Officer Finance
Date 19th November 2024

Annex 2. Analysis Of Receipts from The National Treasury Exchequer Releases

Period 2024	Quarter 1 (Kshs.)	Quarter 2 (Kshs.)	Quarter 3 (Kshs.)	Quarter 4 (Kshs.)	Total (Kshs.)
Equitable Share	1,155,441,099	3,330,389,049	3,398,356,172	5,709,238,373	13,593,424,693
Level 5 Hospitals	-	-	-	-	-
DANIDA - Universal Healthcare in Devolved Units Programme	-	-	-	19,115,250	19,115,250
World Bank – THUSCP	-	-	-	-	-
National Agricultural & Rural Inclusive Growth Project (NARIGP)	-	-	4,261,826	-	4,261,826
Kenya Devolution Support Programme	-	-	-	-	-
Youth Polytechnic support grant	-	-	-	-	-
Abolishment of user fees in health centres and dispensaries	-	-	-	-	-
Kenya Urban Support Programme	-	-	-	-	-
Agriculture Sector Development Support Project (ASDSP)	-	500,000	583,629	-	1,083,629
Kenya Climate Smart Agriculture Project (KCSAP)	-	-	-	-	-
Water and Sanitation Development Project	-	-	-	-	-
Others (Specify)					
Nutrition International			4,999,400	-	4,999,400
NAVCDP-National Agricultural Value Chain Development Project			176,307,110	22,639,275	198,946,385
Kenya Financing Locally Led Climate Action Funds			-	199,211,086	199,211,086

County Government of Nakuru
 County Revenue Fund
 For the financial year ended 30th June 2024

Period 2024	Quarter 1 (Kshs.)	Quarter 2 (Kshs.)	Quarter 3 (Kshs.)	Quarter 4 (Kshs.)	Total (Kshs.)
Kenya Livestock Commercialization Project (KeLCoP)			16,095,837	15,807,851	31,903,688
Kenya Informal Settlement Improvement Project (KISIP)			-	250,000,000	250,000,000
Aggregated Industrial Parks Programme			-	64,000,000	64,000,000
Total	1,155,441,099	3,330,889,049	3,600,020,344	6,280,595,464	14,366,945,956

County Government of Nakuru
County Revenue Fund
For the financial year ended 30th June 2024

Annex 3. Analysis Of Receipts from Own Source Revenue per Quarter

Period 2023/2024	Quarter 1 (Kshs.)	Quarter 2 (Kshs.)	Quarter 3 (Kshs.)	Quarter 4 (Kshs.)	Total (Kshs.)
Cess	5,820,683	5,598,244	9,424,201	4,793,339	25,636,467
Land rate	17,433,806	11,101,738	147,828,296	57,852,686	234,216,526
Single/Business permits	36,704,995	8,032,785	252,031,205	135,261,615	432,030,600
Property rent	27,359,787	11,065,287	28,462,915	14,595,225	81,483,214
Parking fees	60,266,798	63,879,782	79,468,738	65,866,621	269,481,939
Market fees	8,095,139	11,233,077	10,177,153	10,189,026	39,694,395
Advertising	9,839,770	5,764,157	90,402,289	53,610,646	159,616,862
Public health service fees	12,083,978	6,192,494	23,489,250	16,809,410	58,575,132
Physical planning and development	23,090,364	23,680,460	29,517,616	25,977,734	102,266,174
Hire of County Assets	-	-	-	-	-
Conservancy administration	-	-	-	-	-
Administration control fees and charges	34,968,570	7,049,602	53,444,536	42,864,374	138,327,082
Park fees	32,000	14,000	100,000	33,000	179,000
Proceeds from sale of assets	-	-	-	-	-
Other fines, penalties, and forfeiture fees	-	-	-	-	-

County Government of Nakuru
County Revenue Fund

For the financial year ended 30th June 2024

Miscellaneous	19,169,933	10,474,002	67,742,645	44,054,555	141,441,135
Others (Specify)					-
Royalties	56,771,797	54,622,276	52,291,294	48,324,750	212,010,117
Slaughter House Fees	2,505,780	3,078,445	2,748,285	2,766,625	11,099,135
House Rent	1,677,250	2,289,400	1,138,060	12,299,289	17,403,999
Total	315,820,650	224,075,749	848,266,483	535,298,896	1,923,461,777

County Government of Nakuru
County Revenue Fund

For the financial year ended 30th June 2024

Annex 4: Analysis of Transfers from the County Revenue Fund

Period -2023/2024	Quarter 1 (Kshs.)	Quarter 2 (Kshs.)	Quarter 3 (Kshs.)	Quarter 4 (Kshs.)	Total (Kshs.)
County Executive -Rec	1,792,292,891	3,245,930,660	1,949,748,871	3,710,836,672	10,698,809,094
County Executive -Dev	-	19,466,410	1,064,423,755	2,043,121,636	3,127,011,801
County Assembly -Rec	182,219,517	332,385,434	225,028,608	342,617,178	1,082,250,737
County Assembly -Dev	-	3,171,428	8,046,294	70,695,276	81,912,99
Special Purpose A/c (Specify)					
Roads Maintenance Levy Fund	-	-	160,606,116	280,544,580	441,150,696
ASDSP Agriculture Sector Development Support Programme	-	-	-	2,583,629	2,583,629
Kenya Financing Locally Led Climate Action Funds	-	-	-	160,105,543	160,105,543
Aggregated Industrial Parks Programme	-	-	-	250,000,000	250,000,000
NAVCDP-National Agricultural Value Chain Development Project	-	-	-	204,446,385	204,446,385
NARIGP-National Agricultural and Rural Inclusive Growth Project	-	-	-	6,261,826	6,261,826
DANIDA Supported Primary HC Programme	-	-	-	35,510,097	35,510,097
Nutrition International	-	-	-	15,628,750	15,628,750

County Government of Nakuru
 County Revenue Fund
 For the financial year ended 30th June 2024

Period -2023/2024	Quarter 1 (Kshs.)	Quarter 2 (Kshs.)	Quarter 3 (Kshs.)	Quarter 4 (Kshs.)	Total (Kshs.)
Kenya Livestock Commercialization Project (KeLCoP)	-	-	-	31,903,688	31,903,688
Kenya Informal Settlement Improvement Project (KISIP)		-	-	175,000,000	175,000,000
Nakuru County Enterprise Fund		-	-	25,000,000	25,000,000
Nakuru County Cooperative Revolving Development Fund	-	-	-	25,000,000	25,000,000
Total	1,974,512,408	3,600,953,932	3,407,853,644	7,379,255,260	16,362,575,243