

REPUBLIC OF KENYA

PARLIAMENT  
OF KENYA  
LIBRARY



**OAG**



**OFFICE OF THE AUDITOR-GENERAL**

*Enhancing Accountability*

**REPORT**

**OF**

**THE AUDITOR-GENERAL**

**ON**

**FINANCIAL REPORTING CENTRE**

**FOR THE YEAR ENDED  
30 JUNE, 2022**

THE NATIONAL ASSEMBLY  
PAPERS TABLED

DATE: 26 APR 2023

DAY  
Wednesday

TABLED

BY:  
CLERK AT  
THE TABLE:

Hon. Naomi Wago  
Deputy Majority Whip  
Finlay Muriuki



**FINANCIAL REPORTING CENTRE**

---

**ANNUAL REPORT AND FINANCIAL STATEMENTS**

**FOR THE FINANCIAL YEAR ENDING  
JUNE 30, 2022**

---

**Prepared in accordance with the Accrual Basis of Accounting Method under the International Public Sector Accounting Standards (IPSAS)**

## Table of Contents

KEY ENTITY INFORMATION AND MANAGEMENT.....	ii
MEMBERS OF THE ANTI-MONEY LAUNDERING ADVISORY BOARD.....	v
MANAGEMENT TEAM.....	vi
CHAIRPERSON'S STATEMENT.....	ix
REPORT OF THE CHIEF EXECUTIVE OFFICER.....	xi
CORPORATE GOVERNANCE STATEMENT.....	xv
MANAGEMENT DISCUSSION AND ANALYSIS.....	xxiii
REPORT OF ANTI-MONEY LAUNDERING ADVISORY BOARD MEMBERS (AMLAB).....	xxv
REPORT OF THE INDEPENDENT AUDITORS ON THE ENTITY (Auditor General).....	xxviii
STATEMENT OF FINANCIAL PERFORMANCE.....	1
STATEMENT OF FINANCIAL POSITION.....	2
STATEMENT OF CHANGES IN NET ASSETS.....	3
STATEMENT OF CASH FLOWS.....	4
STATEMENT OF COMPARISON OF BUDGET AND ACTUAL.....	5
FOR THE YEAR ENDED 30 JUNE 2022.....	5
NOTES TO THE FINANCIAL STATEMENTS.....	7
APPENDIX 1: PROGRESS ON FOLLOW UP OF AUDITOR RECOMMENDATIONS.....	20
APPENDIX II: PROJECTS IMPLEMENTED BY THE ENTITY.....	21
APPENDIX III: INTER-ENTITY TRANSFERS.....	21

## **KEY ENTITY INFORMATION AND MANAGEMENT**

### **(a) Background information**

The Financial Reporting Centre (FRC) was established by the Proceeds of Crime and Anti-Money Laundering Act (POCAMLA No.9 of 2009) and is a body corporate, with perpetual succession and a common seal. The Prevention of Terrorism Act (POTA) 2012 also mandates the FRC with the fight against financing of terrorism.

FRC became operational in April 2012 as Kenya's Financial Intelligence Unit whose objectives are as follows:

- Assist in the identification of the proceeds of crime;
- Combating money laundering and terrorism financing;
- Make information collected by it available to investigating authorities and other relevant bodies to facilitate enforcement of the laws of Kenya;
- Exchange information with similar bodies in other countries in other countries regarding money laundering activities and related offences;
- Ensure compliance with international standards and best practice in anti-money laundering measures.

The functions of the FRC include:

- ✓ Receipt, analysis and interpretation of information as prescribed by POCAMLA and POTA;
- ✓ Compilation and analysis of data (records and statistics) including making recommendations arising out of any information received and issuing guidelines;
- ✓ Dissemination of financial intelligence reports within and outside Kenya;
- ✓ Registration of reporting institutions;
- ✓ Setting anti money laundering policies and formulation of regulations;
- ✓ Designing and provision of AML related training;
- ✓ Creation and maintenance of a database of amongst others, reports of suspicious transactions and related Government information;
- ✓ Inspection of reporting entities for compliance;
- ✓ Public awareness.

**(b) Key Management**

The Financial Reporting Centre is an independent body responsible for combating money laundering and terrorism financing. The FRC is administered through staff who carry out the day-to-day activities of Centre. The Centre’s activities are executed through the Director General who is also the Centre’s CEO assisted by heads of departments. The POCAMLA establishes the Anti-Money Laundering Advisory Board (AMLAB) under section and sets out its functions under section 50, which include, advising the Centre generally on its functions and exercise of its powers under the Act.

**(c) Fiduciary Management**

During the financial year under focus, operations of the FRC were undertaken by the Centre’s staff and administered by the Director General/Chief Executive Officer of the Centre. The Director General/Chief Executive Officer hereby submits the Annual Report of the Centre and the Financial Statements for the year ended 30<sup>th</sup> June, 2022 which show the state of the Centre’s affairs.

The key management personnel who held office during the financial year ended 30<sup>th</sup> June 2021 and who had direct fiduciary responsibility were:

<b>No.</b>	<b>Designation</b>	<b>Name</b>
1.	Director General/CEO	Saitoti K. Maika
2.	Company Secretary & Director, Legal, Compliance & External Relations	James Manyonge
3.	Director, Financial Analysis & Reporting	Shem P. Gowi
4.	Director, Corporate Services	Emmy J. Kiptugen

## **Fiduciary Oversight Arrangements**

The overall oversight of the Centre finances lies with the Parliamentary Public Accounts Committee. Pursuant to section 18 of the Government Financial Management Act, 2004 and section 9 (e) of the Legal Notice No. 168 (Legislative Supplement No. 51) of 22<sup>nd</sup> December 2006, the Centre's Auditor remains the Auditor General of the Government of Kenya.

### **(a) Entity Headquarters**

UAP Old Mutual Tower, Upper- Hill  
P.O. Box Private Bag 00200  
NAIROBI

### **(b) Entity Contacts**

Telephone: 254-020-709858000  
E-mail: [info@frc.go.ke](mailto:info@frc.go.ke)  
Website: [www.frc.go.ke](http://www.frc.go.ke)

### **(c) Entity Bankers**

Kenya Commercial Bank Ltd  
KICC Branch  
A/C No. 1211924076  
P O Box 48400-00100  
NAIROBI

### **(d) Independent Auditors**

Office of Auditor General  
Anniversary Towers, University Way  
P.O. Box 30084, GPO 00100  
NAIROBI

### **(e) Principal Legal Adviser**

The Attorney General  
State Law Office, Harambee Avenue  
P.O. Box 40112, City Square 00200  
NAIROBI

**MEMBERS OF THE ANTI-MONEY LAUNDERING ADVISORY BOARD**

<b>No.</b>	<b>Name</b>	<b>Role &amp; Representation</b>
1.	Rose K. Nkonge	Chairperson (Private Sector Representative)
2.	Miriam Wambui Gaituri	Member (Private Sector Representative)
3.	Paul Kariuki Kihara	Member (Attorney General)
4.	Dr. Julius Muia	Member (Principal Secretary, The National Treasury)
5.	Dr. Patrick Njoroge	Member (Governor, Central Bank of Kenya)
6.	Hillary Mutyambai	Member (Inspector General of Police)
7.	Maj. Gen. (Rtd) Philip W. Kameru	Director General, National Intelligence Service)
8.	Brig. Alice Mate	Member (Director, Asset Recovery Agency)
9.	John Gachora	Member (Chairman Kenya Bankers Association)
10.	CPA Edwin Makori	Member (Institute of Certified Public Accountants of Kenya)
11.	Saitoti Maika	Secretary / Director General/ Chief Executive Officer, Financial Reporting Centre

**MANAGEMENT TEAM**



**Director General / Chief Executive Officer**

**Saitoti K. Maika**  
BA (Bachelor of Arts)



**Corporation Secretary and Director, Legal, Compliance & External Relations**

James Manyonge  
MBA; LLB; BSL; Dip. Law; CPS (K)



**Director, Financial Intelligence Analysis and Reporting**






Shem Peter Gowi  
MBA-Finance & B.Com Accounting



**Director, Corporate Services**

Emmy J. Kiptugen  
MBA-SM, B.COM, Diploma-MIS, Diploma-CIB

 <p>CPA Ruth Bosibori Momanyi          B.COM, MBA in Finance, CPA(K)</p>	<p><b>Manager, Finance and Accounts</b></p>
 <p>Abednego Marube Mogire          MSc Computer Science &amp; BSc Engineering</p>	<p><b>Manager, Information Communication Technology</b></p>
 <p>Kennedy M. Mwai          LLB; Dip. Law</p>	<p><b>Manager, External Relations</b></p>
 <p>Timothy Kathuli          M. Arts &amp; B.A Criminology &amp; Social Order</p>	<p><b>Manager, Financial Intelligence Analysis</b></p>
 <p>Kennedy Pambo          PhD Agri.&amp; Applied Economics, MSc, BSc</p>	<p><b>Manager, Technical Capacity Building</b></p>

 <p>Ibtisam Mbarak Awadh MSc. HRM, BBA Accounts, CHRP (K)</p>	<p><b>Manager, Human Resources and Administration</b></p>
 <p>Eva N. Saiyuh FCCA, MSCI, MBA BCOM (Finance)</p>	<p><b>Manager, Compliance and Regulation</b></p>
 <p>Margaret N. Muthee MBA Finance, BA Economics</p>	<p><b>Manager, Strategy Monitoring &amp; Evaluation</b></p>
 <p>Christa O. Riany FCCA, CPA(K), MBA, B.Com (Finance)</p>	<p><b>Principal Internal Auditor</b></p>
 <p>BBA, Supply Chain, CIPS-6, DSM, MKISM</p>	<p><b>Principal Supply Chain Management Officer</b></p>

## **CHAIRPERSON'S STATEMENT**

The Financial Reporting Centre is part of a network of government and law enforcement agencies, including the National Police Service, National Security Intelligence Service, Attorney General's Office, Central Bank of Kenya, Office of the Director Public Prosecutions, Asset Recovery Agency, Ethics and Anti-Corruption Commission tasked with combating Anti Money Laundering and Combating the Financing of Terrorism (AML/CFT) in Kenya.

Kenya has a relatively large financial sector that is linked to the international financial system and is considered as the financial hub and economic powerhouse in East Africa. Kenya's direct link to the outside world through the airports, sea ports and border posts makes it highly vulnerable to money laundering activities, terrorism, and terrorism financing.

Money laundering and terrorism financing continue to pose serious threats to the integrity and stability of both Kenya's and the financial and security systems of the international community. This is because the integration of laundered and terrorism related funds into the country's financial system could erode the rule of law, hence the need for robust mechanisms to detect, intercept and confiscate proceeds of crime including proceeds of laundered funds and funds related to terrorism financing.


During the Financial Year 2021/2022, the FRC was able to take several key steps to deliver on its mandate of combating money laundering, terrorism financing and proliferation financing as outlined in the Proceeds of Crime and Anti-Money Laundering Act, 2009 (POCAMLA).

A major challenge that FRC faces arises in its unique nature of its operations in that it is a hybrid of an intelligence agency and a regulatory authority with the mandate to develop and implement strategies for anti-money laundering and combating the financing of terrorism (AML/CFT). Financial intelligence related to the financing of terrorism is, in many ways, different from financial information regarding other crimes, thus raising issues of methods of information analysis. To play this role effectively, FRC as a financial intelligence agency needs to be adequately resourced in order to deliver on its crucial mandate.

*Financial Reporting Centre  
Annual Reports and Financial Statements  
For the year ended 30<sup>th</sup> June 2022*

On behalf of the Anti-Money Laundering Advisory Board (AMLAB) and the staff of FRC, I would like to acknowledge the support from the Government and all our partners who supported us during the year. We are particularly grateful to Parliament and the National Treasury and Planning for facilitating FRC with the much-needed financial support for its operations.

It is therefore my pleasure, on behalf of the AMLAB and the FRC, to present the Financial Reporting Centre's Annual Report for the year ended 30<sup>th</sup> June 2022.



**ROSE K. NKONGE (MRS)**

**CHAIRPERSON, ANTI-MONEY LAUNDERING ADVISORY BOARD**

## **REPORT OF THE CHIEF EXECUTIVE OFFICER**

The Financial Reporting Centre (FRC) is established as Kenya's financial intelligence unit. This is pursuant to the UN Conventions and global frameworks that require every country to have a Central Agency for the receipt, analysis and dissemination of financial intelligence. Therefore, FRC existence and mandate draws from the obligations imposed on Kenya from the Global Community such as the Convention for the Suppression of the Financing of Terrorism (1999), the United Nations Convention Against Transnational Organized Crime (2001), and the United Nations Convention Against Corruption (2003).

FRC receives reports on suspicious transactions and activities pursuant to Section 24(a) of the Proceeds of Crime and Anti-Money Laundering Act, (POCAMLA) 2009. In addition, it is empowered by law to receive reports of all cash transactions above Kshs. 1M (Section 44(6) POCAMLA) and cross border monetary declarations of a similar amount (Section 12(2) POCAMLA). This is a critical component of national security data. Further, Section 24(j) of POCAMLA mandates the FRC to maintain database of all STRs, related government information and other materials relevant to the mandate of the Centre.

The FRC effectiveness supports growth of the private sector investment not only in pursuit of new economic opportunities but also in ensuring integrity of investment funding to support the '**Big 4 Agenda**'. Furthermore, Kenya is preparing to undergo an AML/CFT assessment by the Eastern and Southern Africa Anti-Money Laundering Group (ESAAMLG) from September 2021. To this end, the FRC has a primary responsibility of preventing the undesirable consequence of Kenya being black-listed by international bodies such as IMF, World Bank, FATF. This calls for full implementation of all national AML/CFT and FRC programs that are components of the FRC budgeted activities.

Based on the FRC core mandate of identification of proceeds of crime and combating money laundering and terrorism financing that is an integral component of national security and is critical for the stability and integrity of the financial sector, the provision of adequate funding for the FRC operations is critical.

## **Key Achievements in the Financial Year 2021/2022**

During the FY 2021/2022, the FRC key achievements included the following:

### **1. Compliance with International Standards:**

- a) The FRC continued to provide critical expertise for compliance with international Anti-Money Laundering and Counter Financing of Terrorism and Proliferation standards that enabled Kenya to avert global sanctions and blacklisting from participating in the global financial system.
- b) Conducted numerous industry workshops and capacity building trainings to reporting entities to enhance their ability to combat illicit financial flows, and thereby increased efficiency in the fight against money laundering and terrorism financing.
- c) The FRC championed the implementation of global standards to counter Money Laundering (ML), Terrorism financing (TF) and Proliferation Financing (PF) through peer assessment of systems and processes, thereby strengthening the financial integrity of Kenya and regional states.

### **2. Use of Financial Intelligence:**

- a) The FRC has enshrined the use of financial intelligence in the operations of law enforcement authorities to identify, freeze and seize assets thereby enhancing the government's agenda on anti-corruption and combating of crime.
- b) The FRC has developed collaborative mechanisms for effective domestic and cross-border sharing of financial intelligence leading to successful prosecutions and recoveries of proceeds of crime.
- c) The FRC devised tools to detect corrupt practices relating to government procurement which has enabled the tracing of laundered public funds at the national and county levels.
- d) The FRC has developed a mechanism to detect emerging trends on abuse of financial channels which has enabled financial institutions to timeously identify and report suspicious transactions.

### **3. Combating Terrorism Financing:**

(a) The FRC continues to promote Kenya's security interests in the regional counter financing of terrorism strategy which has led to regional states' support to Kenya's efforts towards combating the financing of terrorist groups.

(b) The FRC continues to provide critical support to law enforcement agencies through the analysis and dissemination of vital financial intelligence relating to terrorism cases in the country thereby leading to the identification, arrest and prosecution of terrorist offenders and persons engaged in terrorism financing.

(c) The FRC has developed typologies for combating Terrorism Financing (TF) which has increased detection of TF activities leading to the disruption of funding to terrorist organizations and prosecution of terrorist offenders.

(d) The FRC has supported partner states in understanding and analyzing TF activities leading to joint regional efforts aimed at disruption of terror networks.

(e) The FRC contributed to a national policy shift by enhancing the use of financial intelligence in conducting parallel financial investigations of terrorist cases.

### **4. Suspicious Transaction Reports:**

The core mandate of the FRC is to receive and analyse Suspicious Transaction Reports (STRs). Since its operationalisation in 2012, the FRC has seen a steady rise in the number of STRs from Reporting Institutions. The increase in STRs is attributed to amongst others, increased awareness and compliance by reporting institutions following measures instituted by the FRC including, training of compliance officers, holding of sensitisation seminars with both reporting institutions and regulatory bodies and a partnership approach by the FRC in combating ML, TF and PF.

### **5. Strategic Plan 2021/2025**

FRC developed its 5-year Strategic Plan in line with Vision 2030 and other relevant policies from the Government, to ensure compliance with international standards and best practice in Anti-Money Laundering in accordance with section 23 (2) (c) of POCAMLA.

The FRC Mission is "To promote financial integrity by identifying proceeds of crime, and combating money laundering, terrorism financing and proliferation financing."

## **6. National Risk Assessment**

The international standards require all countries to identify, assess and understand the money laundering (ML) and terrorist financing (TF) risks for the country and to develop a risk-based approach in addressing the identified ML/TF risks. The aim of conducting the assessment is to identify, understand and assess the money laundering and terrorist financing risks faced by Kenya and inform the efficient allocation of resources to mitigate those risks.

The NRA objectives were to:

- a) Facilitate Government's appropriate and targeted actions commensurate to the threats and vulnerabilities identified;
- b) Preparing Kenya for the second round of mutual evaluation in 2020/2021 by the ESAAMLG for which failure to have an NRA can result to downgrading of AML/CFT compliance regime. This will have implications on the Kenya's dealings with the international community;
- c) Fulfil Kenya's commitment of working with the World Bank to conduct a full risk analysis on ML and TF as agreed in the Joint Commitment to Promote Good Governance and Anti-Corruption by H.E President Uhuru Kenyatta and the USA President Obama during his visit in July 2015; and
- d) Assist Kenya in complying with its international obligations.
- e) The NRA was an important national exercise requiring financial support from the Government and development partners. Data, both quantitative and qualitative, was collected from different economic sectors and entities.



**SAITOTI KIMEREI MAIKA**

**DIRECTOR GENERAL/CHIEF EXECUTIVE OFFICER**

## **CORPORATE GOVERNANCE STATEMENT**

The Anti-Money Laundering Advisory Board (AMLAB) is established under Section 49 of the Proceeds of Crime and Anti-Money Laundering Act, 2009 (POCAMLA). The membership of the AMLAB comprises eight ex-officio members, two private sector representatives who are independent members, and Director General / Chief Executive Officer of the FRC who is also the Secretary.

The functions of the AMLAB as set out in Section 50 of POCAMLA are to, on the request of the Cabinet Secretary of the National Treasury or on its own initiative, advise the Cabinet Secretary on policies, best practices and related activities to identify proceeds of crime or proceeds of unlawful activities, and to combat money laundering activities or the exercise of the powers conferred to the Cabinet Secretary under the Act.

The AMLAB also advises the Centre generally on its functions and the exercise of its powers under the POCAMLA; and acts as a forum in which the Financial Reporting Centre, associations representing categories of reporting institutions, state organs and supervisory bodies can consult one another on anti-money laundering developments, concerns and initiatives. The AMLAB may also perform any other duty as may be prescribed under the POCAMLA.

During the period under review, AMLAB held seven ordinary meetings and three special meetings.

### **COMPOSITION OF THE AMLAB**

During the period under review, the AMLAB was composed as follows:

#### **1. Mrs. Rose Nkonge**

Mrs. Rose Nkonge joined the Anti-Money Laundering Advisory Board in March 2016. She is the Chairperson of the Board and a representative of the Private sector. She holds a Bachelor of Arts (Education) degree from the University of Nairobi. She is a career Banker who has worked in the banking industry with a specialty in Financial Markets, Balance Sheet Management and Audit.

## **2. Justice Paul Kihara Kariuki - Attorney General**

Justice Paul Kihara Kariuki was appointed as the Attorney General of the Republic of Kenya on 28<sup>th</sup> March 2018. In 2012, Justice Kariuki was appointed as a Judge of the Court of Appeal and later appointed the President of the Court of Appeal. He was appointed to head the then newly established Judicial Training Institute (JTI) in 2009. In October 2003, Justice Kariuki was appointed a judge of the High Court. Between 1977 and 1980, Justice Kariuki was a legal assistant at Hamilton, Harrison, and Matthews in Nairobi and a partner from 1981 to 1986. In 1986 he moved to Ndungu Njoroge and Kwacha as a partner where he practiced until 2000, when he was appointed the Director of Kenya School of Law. He is a Law graduate of the University of Nairobi.

## **3. Alternate to The Attorney General: Ms. Christine Agimba**

Ms. Christine Agimba is a Deputy Solicitor General at the Office of the Attorney General and Department of Justice. She is an Advocate of the High Court of Kenya, and a law graduate of the University of Nairobi, and also holds a Master's degree in law from the University of Warwick, England.

Ms. Agimba has wide-ranging professional experience gained through working in various capacities in the public and private sectors. She has practised law as an associate and then a partner at the law firm of Hamilton, Harrison and Mathews between 1989 and 2002.

## **4. Dr. Julius Muia – Principal Secretary / National Treasury**

Dr. Julius Muia is the Principal Secretary at The National Treasury. Prior to this, he was the Principal Secretary at the State Department for Planning - The National Treasury and Planning. Before his appointment as PS Planning, he was the Director General, Vision 2030 Delivery Secretariat that operated under the Office of the President, Republic of Kenya to facilitate the implementation of Vision 2030. This is Kenya's long-term policy framework that is premised on making Kenya a globally competitive, rapidly industrializing and upper middle-income economy by 2030.

Between April 2008 and October 2016, Dr. Muia served as the Secretary, National Economic and Social Council, Office of the President. This is a top advisory government think tank

whose flagship project was formulating Vision 2030. An alumnus of the University of Nairobi's School of Business, Dr. Julius Muia graduated with a First Class Honors Degree in Accounting; Master's Degree and PhD in Finance from the same university. His professional qualifications include: Certified Public Accountant (CPA-K); Certified Public Secretary (CPS-K), Associate Kenya Institute of Bankers; Associate Chartered Institute of Arbitrators; and Certified Coach.

Dr. Muia has over 25 years' experience in leadership in the private sector in Kenya and the UK. He started his career as an auditor with PricewaterhouseCoopers in mid-1980's, and later worked as Head of Finance and Company Secretary in the hotel, manufacturing and banking sector. His other engagements include an adjunct faculty at Strathmore Business School, adviser on strategy and trainer on leadership.

Dr. Julius Muia serves as a non-executive board member in several companies and a number of not-for profit organizations.

#### **5. Dr. Patrick Njoroge - Governor, Central Bank of Kenya**

Dr. Patrick Njoroge was appointed Governor of the Central Bank of Kenya (CBK) on June 19, 2015. He is the Chief Executive Officer of the CBK and Chairman of the Monetary Policy Committee. Dr. Njoroge joined the CBK after a 20-year career at the International Monetary Fund (IMF) in Washington, DC. Prior to his appointment as Governor,

Dr. Njoroge was an advisor to the IMF Deputy Managing Director from December 2012, where his responsibilities included assisting in overseeing the IMF's engagement with a large number of IMF members. He also served as Deputy Division Chief in the IMF's Finance Department (2006-2012), IMF's Mission Chief for the Commonwealth of Dominica (2005-2006) and in other capacities since 1995. Prior to joining the IMF, Dr. Njoroge worked as an Economist at the Ministry of Finance (1993-1994) and as a Planning Officer at the Ministry of Planning (1985-1987). He holds a PhD degree in Economics from Yale University (1993), a Master of Arts degree in Economics (1985) and a Bachelor of Arts degree in Economics (1983) from the University of Nairobi. Dr. Njoroge's professional and research interests lie in Macroeconomics, Economic Policy, International Finance, Development Economics, Econometrics and Monetary Policy.

**6. Mr. Hillary Mutyambai - Inspector General, National Police Service**

Hillary Mutyambai holds a Bachelor's degree from the University of Nairobi and a Master's of Arts degree in National Security Policy from the Australian National University, a vast experience on security matters. Mr. Mutyambai joined the then Directorate of Security Intelligence where he continued to rise the ranks to become the Deputy Director in charge of Counter-Terrorism in the National Intelligence Service. In his role as the Deputy Director in-charge of Countering Terrorism, Mutyambai is credited for working closely with police and military units in the fight against terrorism in the country. In addition, Hillary Nzioki Mutyambai underwent special training on counter-terrorism and advanced security in the U.S, Operational Management in the United Kingdom and Policing, Intelligence and Counter Terrorism in Israel.

**7. Maj. Gen. (Rtd) Philip W. Kameru - Director General, National Intelligence Service**

Maj. Gen. (Rtd) Philip W. Kameru is the Director General, National Intelligence Services. He holds a Master of Science in Security Management (UK) and Master of Science in National Resources Strategy (USA), and a Master of Science in International Relations from the University of Nairobi.

Maj-Gen Kameru has a wealth of experience in security service management and is credited with the success of Kenya's intelligence gathering in Somalia, as part of the African Mission in Somalia. Maj-Gen Kameru has extensive leadership, operational and administrative experience that has contributed immensely to the management of Kenya's national security.

**8. Brig. Alice Mate - Director, Assets Recovery Agency**

Col. Alice Mate is the Director, Assets Recovery Agency. She holds a holds Master of Laws in International Maritime Law from IMO International Maritime Law Institute in Malta, Bachelors of Laws degree from the University of Nairobi and a post-graduate Diploma in Law from the Kenya School of Law.

Col. Mate served as a Legal Officer and Staff Officer II Legal at the Kenya Navy, Staff Officer Litigation Officer and rose to the position of Colonel in Charge of Litigation at the Kenya Defense Forces.

Col. Mate was appointed as the Director of Assets Recovery Agency in March 2021 and became a member of the Anti-Money Laundering Board in the same month.

#### **9. Mr. John Gachora, Chairman, Kenya Bankers Association**

Mr. John Gachora is the NCBA Bank Group Managing Director. He holds Bachelor of Science and Masters in Engineering degrees in Electrical Engineering and Computer Science from the Massachusetts Institute of Technology, USA and an MBA degree from the Wharton School, University of Pennsylvania, USA. Mr. Gachora has several years of experience in executive management positions at various global companies in Corporate and Investment Banking, Structuring and Financial Engineering, Commercial Banking and Financial services. He is a Director of several other companies and previously served as a Managing Director at Bank of America Securities and as Managing Director, Corporate and Investment Banking at Barclays Africa prior to joining the NCBA Group.

#### **10. Alternate to Chairman, Kenya Bankers Association: Dr. Habil Olaka**

Dr. Olaka is the Chief Executive Officer of the Kenya Bankers Association and is responsible for the strategic direction of the Association under guidance from the KBA Governing Council. Previously he was the Director of Operations of the East African Development Bank (EADB) after serving as the Resident Manager in Kenya. He earlier served the Bank's as the Head of Risk Management and as the Chief Internal Auditor. Earlier, he was at Banque Indosuez as the Internal Auditor and at Price Waterhouse Coopers, Nairobi in the Audit and Business Advisory Services Division.

Dr. Olaka serves on a number of boards representing the KBA. These include the Kenya School of Monetary Studies, the Higher Education Loans Board, the Kenya Deposit Insurance Corporation, the National Research Fund, the Federation of Kenya Employers (FKE), and the National Task Force on Anti Money Laundering and Countering Financing of Terrorism. Dr. Olaka holds a Doctorate of Business Administration from USIU-Africa, a First Class Honours

BSc degree in Electrical Engineering from the University of Nairobi, and an MBA in Finance from the Manchester Business School in the UK. He is a member of the ICPAK and the CFA Institute.

#### **11. CPA Edwin Makori - Chief Executive Officer, Institute of Certified Public Accountants of Kenya**

CPA Edwin Makori is the Chief Executive Officer, Institute of Certified Public Accountants of Kenya (ICPAK). CPA Makori holds a Master of Business Administration (Accounting and Finance) from the University of Nairobi and a Bachelor of Commerce Degree from the same institution. He is a Certified Public Accountant and a member of the Information Systems Audit and Control Association (ISACA) as well as a member of Institute of Leadership Management ILM (UK).

CPA Makori, has over 14 years' corporate leadership and management experience, four of which are in the Professional Accountancy Institute. He was previously the Director of Professional Services at ICPAK, overseeing technical matters including professional standards, member services, training and development, audit quality monitoring and review. He has also worked as a finance director in a number of public and private sector organizations in Kenya and has served as a Lecturer in Finance and Accounting at the University of Nairobi and Egerton University.

#### **12. Private Sector Representative –Miriam Wambui Gaituri**

Ms. Miriam Wambui Gaituri was appointed as a member of the Anti-Money Laundering Board on 30 May 2018. Ms. Gaituri holds a Master's Degree from the University of Nairobi and a Bachelor of Law Degree from the same institution. She is an Advocate of the High Court, a qualified arbitrator, a Certified Public Accountant of Kenya, a Certified Fraud Examiner and holds an international diploma in Anti-Money Laundering from the International Compliance Association.

Ms. Gaituri is a member of the Law Society of Kenya, Institute of Certified Public Accountants of Kenya, Association of Certified Fraud Examiners, International Compliance Association and of Chartered Arbitrators.

## **AMLAB CHARTER:**

The AMLAB has developed draft Rules of Procedure that set out the AMLAB's corporate governance policy and defines the respective roles, responsibilities, authorities, protocols, procedures, evaluation and culture of the Board and that of the Financial Reporting Centre. The Rules of Procedure are in addition to the Provisions as to the Conduct of Business and Affairs of the Board as set out in the fifth schedule of POCAMLA.

Newly appointed members are taken through an induction program to assist them in understanding the legislative framework, the governance, the nature and operations of the business of the AMLAB and the Centre.

## **AMLAB SUB COMMITTEES**

AMLAB has a number of Sub-Committees including:

- Finance and General Purpose Committee, which provides advice on financial matters including review of the budget of the Centre, human resources, among other administrative functions, and is chaired by Ms. Miriam Gaituri.
- Audit and Risk Committee that is advices on governance framework and risk management, among other assurance functions, and is chaired by CPA Edwin Makori.

**CORPORATE SOCIAL RESPONSIBILITY STATEMENT**

The Centre recognizes the importance of being a responsible corporate citizen. It is developing a framework that will guide its corporate social responsibility (CSR). The Centre did not undertake any CSR activities in the year under review.

**AMLAB ALLOWANCES FOR THE PERIOD JULY 2021 TO JUNE 2022**

<i>Name</i>	<i>Institution</i>	<i>Position</i>	<i>Chairman's Honoraria</i>	<i>Board Retainer Allowance</i>	<i>Sitting Allowance</i>	<i>Telephone Allowance</i>	<i>Lunch Allowances</i>	<i>Total</i>
Rose K. Nkonge	Private Sector Representative	Chairperson	810,468.00	700,000.00	100,000.00	70,000.00	4,000.00	1,684,468.00
Miriam Wambui	Private Sector Representative	Member	-	630,000.00	80,000.00	-	-	710,000.00
Mr Amos Gathecha	Alternate to the Principal Secretary of the National Treasury	Alternate	-	-	100,000.00	-	-	100,000.00
Dr. Patrick Njoroge	Governor, Central Bank of Kenya	Member	-	-	100,000.00	-	-	100,000.00
Ms. Christine Agimba	Alternate to the Attorney General	Alternate	-	-	140,000.00	-	-	140,000.00
Titi Ayeira	Alternate to Inspector General Of Police	Alternate	-	-	120,000.00	-	-	120,000.00
Co. Alice Mate	Director, Asset Recovery Agency	Member	-	-	140,000.00	-	-	140,000.00
CPA Edwin Makori	Chief Executive Officer, ICPAK	Member	-	-	200,000.00	-	6,000.00	206,000.00
Mr. Habil Olaka	Alternate to the Chairman, Kenya Bankers Association	Alternate	-	-	180,000.00	-	6,000.00	186,000.00
Maj (Rtd) Boniface Mativo	Alternate to the Director General, National Intelligence Service	Alternate	-	-	160,000.00	-	6,000.00	166,000.00
Christopher Ombega Mosoti	State Corporation advisory Committee(SCAC)	Co-opted	-	-	40,000.00	-	-	40,000.00
Mr Gerald	State Corporation advisory Committee(SCAC)	Co-opted	-	-	40,000.00	-	-	40,000.00

## **MANAGEMENT DISCUSSION AND ANALYSIS**

The Financial Reporting Centre operates independently as mandated by the National Government Strategic Objectives and Policies. The Centre registers and maintains a register of reporting institutions, receives reports on suspicious financial transactions from reporting institutions, receives cash transaction reports that meet a given threshold from reporting institutions, and receives reports on cross-border conveyancing of monetary instruments. The Centre analyses the reports and disseminates financial intelligence to law enforcement agencies.

The Centre also receives annual compliance reports from the registered institutions and works with respective industry regulators to ensure compliance by reporting institutions with the provisions of the POCAMLA. The Centre collaborates with, and exchanges intelligence relating to money laundering and terrorism financing with Financial Intelligence Units (FIUs) in other jurisdictions.

FRC complies with Section 13 of the Public Finance Management Act, 2012 and Section 83(6) of the State Corporations Act, which require the Director General to prepare financial statements in respect of that Centre, which give a true and fair view of the state of affairs of the Centre at the end of the financial year/period and the operating results of the Centre for the year/period.

The Director General ensures that the Centre keeps proper accounting records that disclose with reasonable accuracy the financial position of the Centre. The Director General is also responsible for safeguarding the assets of the Centre.

The entity's overview of performance includes the following key performance indicators and observations with respect to the financial statements, profits, earnings and cash flows that may be indicative of future results:

### **1. Expenses vs. Budget**

A budget is an estimation of revenue and expenses over a specified future period of time and is usually compiled and re-evaluated on a periodic basis. At the organization, a budget is an internal tool used by management. Comparison assisted the FRC to understand where and how some budgeted spending went off track, to budget more effectively going forward. An expense vs. Budget was a primary factor of the Budget Variance that helped the institution in its business operations and finances.

### **2. Operating Cash Flow**

The objective of a cash projection is to be able to determine when a cash shortage or excess will occur during the year so that we know when amount required at any given time. Rather than waiting until the accounting staff realize that there is not enough cash to cover that week's checks that will be issued, a cash projection gives management the ability to anticipate this need so that we are prepared to transfer funds in a timely manner.

Monitoring and analyzing of Operating Cash Flow enabled the entity to ensure there is ability to pay for deliveries and routine operating expenses. The analysis revealed whether or not the institution's operations were generating sufficient cash for support of capital investments. The analysis also assisted the institution ratio of operating cash flow compared to institution total capital employed that gave a deeper insight into the institution's financial health, when making capital investment decisions.

### **3. Working capital**

Working capital serves as a metric for how efficiently organization is operating and how financially stable it is in the short-term. The working capital ratio, which divides current assets by current liabilities, indicates whether a company has adequate cash flow to cover short-term debts and expenses. Cash that is immediately available was "working capital", calculated by summing up institution Working Capital by subtracting our institution existing liabilities from its existing assets, Cash on hand, accounts receivable. This informed the institution in terms of its available operating funds, by showing the extent of available assets that can cover short-term financial liabilities.

#### **4. Current Ratio**

Current Ratio measures the ability of the organization to pay all of its financial obligations in one year. This ratio accounts for current assets, such as accounts receivable, and the current liabilities, such as accounts payable, to help understand the solvency of the institution. The Working Capital above subtracts liabilities from assets, divided by the total assets gave the institution an understanding of the solvency-i.e., how well the institution was positioned to meet its financial obligations consistently on time and to maintain a level of credit rating that is required to order to grow and sustain the operations of FRC.

#### **REPORT OF ANTI-MONEY LAUNDERING ADVISORY BOARD MEMBERS (AMLAB)**

The members of the Board who served during the year are shown on Page V. In accordance with section 43 of the Proceeds of Crime and Anti-Money Laundering Act 2009 (POCAMLA), the Director General of the Centre is required to prepare financial statements for each financial year/period, which give a true and fair view of the state of affairs of the Centre as at the end of the financial year and of its operating results for that year. The Director General is also required to safeguard the assets of the Centre.

The Director General of the Centre accepts responsibility for the financial statements, which have been prepared using appropriate accounting policies supported by reasonable and prudent judgments and estimates, in conformity with the Centre's financial regulations and generally accepted accounting principles.

#### **Principal Activities**

- a) The Institution receives and analyses reports of unusual or suspicious financial transactions made by reporting institutions pursuant to Section 11 of POCAMLA and all reports made pursuant to Section 44 of the said Act, and shall make information collected by it available to investigating authorities, supervisory bodies and any other bodies relevant to facilitate the administration and enforcement of the laws of Kenya;
- b) Exchange information with similar bodies in other countries regarding money laundering activities and related offences regarding illicit financial flows;

**Financial Reporting Centre**  
**Annual Reports and Financial Statements**  
**For the year ended 30<sup>th</sup> June 2022**

- c) Ensure compliance with international standards and best practice in anti-money laundering measures.


**Results**

The results of the entity for the financial year ended June 30, 2022 are set out on page 1-5.

**Auditors**

The Auditor General is responsible for the statutory audit of the *Financial Reporting Centre* in accordance with the Section 13 of the Public Finance Management (PFM) Act, 2012, which empowers the Auditor General to nominate other auditors to carry out the audit on his behalf.

By Order of the Board



James Manyonge

Corporation Secretary

Nairobi

Date

19<sup>th</sup> September 2022

**STATEMENT OF ANTI-MONEY LAUNDERING ADVISORY BOARD MEMBER  
RESPONSIBILITIES**


The Director General is responsible for the preparation and presentation of the *Centre's* financial statements, which give a true and fair view of the state of affairs of the *Centre* for and as at the end of the financial year (period) ended on June 30, 2022. This responsibility includes: (i) Maintaining adequate financial management arrangements and ensuring that these continue to be effective throughout the reporting period; (ii) Maintaining proper accounting records, which disclose with reasonable accuracy at any time the financial position of the entity; (iii) Designing, implementing and maintaining internal controls relevant to the preparation and fair presentation of the financial statements, and ensuring that they are free from material misstatements, whether due to error or fraud; (iv) Safeguarding the assets of the *Centre*; (v) Selecting and applying appropriate accounting policies; and (vi) Making accounting estimates that are reasonable in the circumstances.

The Director General accepts responsibility for the *Centre's* financial statements, which have been prepared using appropriate accounting policies supported by reasonable and prudent judgements and estimates, in conformity with International Financial Reporting Standards (IFRS), and in the manner required by the PFM Act and the State Corporations Act. The Director General is of the opinion that the *Centre's* financial statements give a true and fair view of the state of the *Centre's* transactions during the financial year/period ended June 30, 2022, and of the *Centre's* financial position as at that date. The Director General further confirms the completeness of the accounting records maintained for the *Centre*, which have been relied upon in the preparation of the *Centre's* financial statements as well as the adequacy of the systems of internal financial control.

Nothing has come to the attention of the Director General to indicate that the *Centre* will not remain a going concern for at least the next twelve months from the date of this statement.


**Approval of the financial statements**

The *Centre's* financial statements were approved by the Director General

on 19/9/22  


Director General/CEO

# REPUBLIC OF KENYA



Telephone: +254-(20) 3214000  
E-mail: info@oagkenya.go.ke  
Website: www.oagkenya.go.ke

HEADQUARTERS  
Anniversary Towers  
Monrovia Street  
P.O. Box 30084-00100  
NAIROBI

## **REPORT OF THE AUDITOR-GENERAL ON FINANCIAL REPORTING CENTRE FOR THE YEAR ENDED 30 JUNE, 2022**

---

### **PREAMBLE**

I draw your attention to the contents of my report which is in three parts:

- A. Report on the Financial Statements that considers whether the financial statements are fairly presented in accordance with the applicable financial reporting framework, accounting standards and the relevant laws and regulations that have a direct effect on the financial statements.
- B. Report on Lawfulness and Effectiveness in Use of Public Resources which considers compliance with applicable laws, regulations, policies, gazette notices, circulars, guidelines and manuals and whether public resources are applied in a prudent, efficient, economic, transparent and accountable manner to ensure Government achieves value for money and that such funds are applied for the intended purpose.
- C. Report on Effectiveness of Internal Controls, Risk Management and Governance which considers how the entity has instituted checks and balances to guide internal operations. This responds to the effectiveness of the governance structure, the risk management environment, and the internal controls developed and implemented by those charged with governance for orderly, efficient and effective operations of the entity.

An unmodified opinion does not necessarily mean that an entity has complied with all relevant laws and regulations, and that its internal controls, risk management and governance systems are properly designed and were working effectively in the financial year under review.

The three parts of the report are aimed at addressing the statutory roles and responsibilities of the Auditor-General as provided by Article 229 of the Constitution, the Public Finance Management Act, 2012 and the Public Audit Act, 2015. The three parts of the report, when read together constitute the report of the Auditor-General.

### **REPORT ON THE FINANCIAL STATEMENTS**

#### **Opinion**

I have audited the accompanying financial statements of Financial Reporting Centre set out on pages 1 to 20, which comprise of the statement of financial position as at

30 June, 2022, and the statement of financial performance, statement of changes in net assets, the statement of cash flows and the statement of comparison of budget and actual amounts for the year then ended, and a summary of significant accounting policies and other explanatory information in accordance with the provisions of Article 229 of the Constitution of Kenya and Section 35 of the Public Audit Act, 2015. I have obtained all the information and explanations which, to the best of my knowledge and belief, were necessary for the purpose of the audit.

In my opinion, the financial statements present fairly, in all material respects, the financial position of the Financial Reporting Centre as at 30 June, 2022, and of its financial performance and its cash flows for the year then ended, in accordance with International Public Sector Accounting Standards (Accrual Basis) and comply with the Proceeds of Crime and Anti-Money Laundering Act, 2009 and the Public Finance Management Act, 2012.

### **Basis for Opinion**

The audit was conducted in accordance with International Standards of Supreme Audit Institutions (ISSAIs). I am independent of the Financial Reporting Centre Management in accordance with ISSAI 130 on Code of Ethics. I have fulfilled other ethical responsibilities in accordance with the ISSAI and in accordance with other ethical requirements applicable to performing audits of financial statements in Kenya. I believe that the audit evidence I have obtained is sufficient and appropriate to provide a basis for my opinion.

### **Key Audit Matters**

Key audit matters are those matters that, in my professional judgment, are of most significance in the audit of the financial statements. There were no key audit matters to report in the year under review.

### **Other Matter**

#### **Budgetary Control and Performance**

The statement of comparison of budget and actual amounts reflects final revenue budget and actual on comparable basis of Kshs.1,261,597,240 and Kshs.773,769,000 respectively resulting to an under-collection of Kshs.487,828,240 or 39% of the budget. Similarly, the statement reflects final expenditure budget and actual on comparable basis of Kshs.1,261,597,240 and Kshs.534,564,545 respectively resulting to an under-expenditure of Kshs.727,032,695 or 58% of the budget.

The under collection and under performance affected the planned activities and may have impacted negatively on the Centre's service delivery to the public.

## **REPORT ON LAWFULNESS AND EFFECTIVENESS IN USE OF PUBLIC RESOURCES**

### **Conclusion**

As required by Article 229(6) of the Constitution, based on the audit procedures performed, I confirm that, nothing has come to my attention to cause me to believe that public resources have not been applied lawfully and in an effective way.

## **Basis for Conclusion**

The audit was conducted in accordance with ISSAI 4000. The standard requires that I comply with ethical requirements and plan and perform the audit to obtain assurance about whether the activities, financial transactions and information reflected in the financial statements are in compliance, in all material respects, with the authorities that govern them. I believe that the audit evidence I have obtained is sufficient and appropriate to provide a basis for my conclusion.

## **REPORT ON EFFECTIVENESS OF INTERNAL CONTROLS, RISK MANAGEMENT AND GOVERNANCE**

### **Conclusion**

As required by Section 7(1)(a) of the Public Audit Act, 2015, based on the audit procedures performed, I confirm that, nothing has come to my attention to cause me to believe that internal controls, risk management and overall governance were not effective.

### **Basis for Conclusion**

The audit was conducted in accordance with ISSAI 2315 and ISSAI 2330. The standards require that I plan and perform the audit to obtain assurance about whether effective processes and systems of internal control, risk management and overall governance were operating effectively, in all material respects. I believe that the audit evidence I have obtained is sufficient and appropriate to provide a basis for my conclusion.

### **Responsibilities of Management and the Advisory Board**

Management is responsible for the preparation and fair presentation of these financial statements in accordance with International Public Sector Accounting Standards (Accrual Basis) and for maintaining effective internal control as Management determines is necessary to enable the preparation of financial statements that are free from material misstatement, whether due to fraud or error and for its assessment of the effectiveness of internal control, risk management and overall governance.

In preparing the financial statements, Management is responsible for assessing the Centre's ability to continue to sustain its services, disclosing, as applicable, matters related to sustainability of services and using the applicable basis of accounting unless Management is aware of the intention to terminate the Centre or cease operations.

Management is also responsible for the submission of the financial statements to the Auditor-General in accordance with the provisions of Section 47 of the Public Audit Act, 2015.

In addition to the responsibility for the preparation and presentation of the Centre's financial statements described above, Management is also responsible for ensuring that the activities, financial transactions and information reflected in the financial statements are in compliance with the authorities which govern them, and that public resources are applied in an effective way.

The Advisory Board is responsible for overseeing the Centre's financial reporting process, reviewing the effectiveness of how Management monitors compliance with relevant legislative and regulatory requirements, ensuring that effective processes and systems are in place to address key roles and responsibilities in relation to overall governance and risk management, and ensuring the adequacy and effectiveness of the control environment.

### **Auditor-General's Responsibilities for the Audit**

The audit objectives are to obtain reasonable assurance about whether the financial statements as a whole are free from material misstatement, whether due to fraud or error, and to issue an auditor's report that includes my opinion in accordance with the provisions of Section 48 of the Public Audit Act, 2015 and submit the audit report in compliance with Article 229(7) of the Constitution. Reasonable assurance is a high level of assurance, but is not a guarantee that an audit conducted in accordance with ISSAIs will always detect a material misstatement and weakness when it exists. Misstatements can arise from fraud or error and are considered material if, individually or in the aggregate, they could reasonably be expected to influence the economic decisions of users taken on the basis of these financial statements.

In addition to the audit of the financial statements, a compliance audit is planned and performed to express a conclusion about whether, in all material respects, the activities, financial transactions and information reflected in the financial statements are in compliance with the authorities that govern them and that public resources are applied in an effective way, in accordance with the provisions of Article 229(6) of the Constitution and submit the audit report in compliance with Article 229(7) of the Constitution.

Further, in planning and performing the audit of the financial statements and audit of compliance, I consider internal control in order to give an assurance on the effectiveness of internal controls, risk management and overall governance processes and systems in accordance with the provisions of Section 7(1)(a) of the Public Audit Act, 2015 and submit the audit report in compliance with Article 229(7) of the Constitution. My consideration of the internal control would not necessarily disclose all matters in the internal control that might be material weaknesses under the ISSAIs. A material weakness is a condition in which the design or operation of one or more of the internal control components does not reduce to a relatively low level the risk that misstatements caused by error or fraud in amounts that would be material in relation to the financial statements being audited may occur and not be detected within a timely period by employees in the normal course of performing their assigned functions.


Because of its inherent limitations, internal control may not prevent or detect misstatements and instances of non-compliance. Also, projections of any evaluation of effectiveness to future periods are subject to the risk that controls may become inadequate because of changes in conditions, or that the degree of compliance with the policies and procedures may deteriorate.

As part of an audit conducted in accordance with ISSAIs, I exercise professional judgement and maintain professional skepticism throughout the audit. I also:

- Identify and assess the risks of material misstatement of the financial statements, whether due to fraud or error, design and perform audit procedures responsive to those risks, and obtain audit evidence that is sufficient and appropriate to provide a basis for my opinion. The risk of not detecting a material misstatement resulting from fraud is higher than for one resulting from error, as fraud may involve collusion, forgery, intentional omissions, misrepresentations, or the override of internal control.
- Evaluate the appropriateness of accounting policies used and the reasonableness of accounting estimates and related disclosures made by the Management.
- Conclude on the appropriateness of the Management's use of the applicable basis of accounting and, based on the audit evidence obtained, whether a material uncertainty exists related to events or conditions that may cast significant doubt on the Centre's ability to continue to sustain services. If I conclude that a material uncertainty exists, I am required to draw attention in the auditor's report to the related disclosures in the financial statements or, if such disclosures are inadequate, to modify my opinion. My conclusions are based on the audit evidence obtained up to the date of my audit report. However, future events or conditions may cause the Centre to cease to continue to sustain services.
- Evaluate the overall presentation, structure and content of the financial statements, including the disclosures, and whether the financial statements represent the underlying transactions and events in a manner that achieves fair presentation.
- Obtain sufficient appropriate audit evidence regarding the financial information and business activities of the Centre to express an opinion on the financial statements.
- Perform such other procedures as I consider necessary in the circumstances.

I communicate with the Management regarding, among other matters, the planned scope and timing of the audit and significant audit findings, including any significant deficiencies in internal control that are identified during the audit.

I also provide Management with a statement that I have complied with relevant ethical requirements regarding independence and to communicate with them all relationships and other matters that may reasonably be thought to bear on my independence and where applicable, related safeguards.

  
 CPA Nancy Gathungu, CBS  
AUDITOR-GENERAL

**Nairobi**

**21 March, 2023**

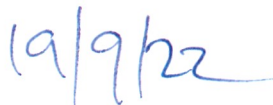
**STATEMENT OF FINANCIAL PERFORMANCE  
FOR THE YEAR ENDED 30 JUNE 2022**



	Note	2021-2022	2020-2021
		Kshs	Kshs
<b>Revenue from non-exchange transactions</b>			
Internally Generated Revenue	5	00	720
Government Grants for Recurrent	5	773,769,000	564,307,000
<b>Total revenue from non-exchange transactions</b>		<b>773,769,000</b>	<b>564,307,720</b>
Personal Emoluments	6	172,141,565	143,410,939
Board Members Expenses	7	12,005,234	4,832,550
Operative & Administrative	8	238,873,629	200,859,052
Depreciation and amortization expense	9	52,445,564	52,386,366
Repairs & Maintenance	10	59,098,553	25,751,559
<b>Total Expenses</b>		<b>534,564,545</b>	<b>427,240,466</b>
<b>Surplus for the Year</b>		<b>239,204,455</b>	<b>137,067,254</b>

The notes set out on pages 6 to 19 forms an integral part of the Financial Statements.

Signature   
Accounting Officer  
Name: Saitoti K. Maika

Date:



Signature   
Head of Finance  
Name: CPA Ruth Momanyi  
ICPAK 5572  
Date: 

*Financial Reporting Centre  
Annual Reports and Financial Statements  
For the year ended 30<sup>th</sup> June 2022*

**STATEMENT OF FINANCIAL POSITION  
AS AT 30 JUNE 2022**

	Note	2021-2022 Kshs	2020-2021 Kshs
<b>Assets</b>			
<b>Current assets</b>			
Cash and cash equivalents	11	858,710,178	602,586,163
<b>Total Current Assets</b>		<b>858,710,178</b>	<b>602,586,163</b>
<b>Non-current assets</b>			
Net property, plant and equipment	12	132,017,968	111,859,554
Net intangible assets	13	79,754,454	99,693,068
<b>Total Non-Current Assets</b>		<b>211,772,422</b>	<b>211,552,622</b>
<b>Total Assets</b>		<b>1,070,482,600</b>	<b>814,138,785</b>
<b>Liabilities</b>			
<b>Current liabilities</b>			
Trade and Other Payable		1,695,692	00
<b>Non-current liabilities Provisions</b>			
Contracted staff Gratuity	14	27,803,142	14,665,837
Staff Pension Contribution	14	2,306,364	00
<b>Total liabilities</b>		<b>31,805,198</b>	<b>14,665,837</b>
<b>Reserves</b>			
Accumulated Reserves		799,472,948	662,405,694
Reserves for the year		239,204,454	137,067,254
<b>Total Net Assets</b>		<b>1,038,677,402</b>	<b>799,472,948</b>
<b>Net Assets &amp; liabilities</b>		<b>1,070,482,600</b>	<b>814,138,785</b>

The Financial Statements set out on pages 1 to 19 were signed on behalf of the AML Advisory  
By:

Signature  -----

Accounting Officer

Name: Saitoti K. Maika

Date: 

Signature  -----

Head of Finance

Name: CPA Ruth Momanyi

ICPAK 5572


Date:


**STATEMENT OF CHANGES IN NET ASSETS  
FOR THE YEAR ENDED 30 JUNE 2022**

	<b>Revenue Reserve Kshs</b>	<b>Capital Reserve Kshs</b>	<b>Total Kshs</b>
<b>Balance as at 1st July 2020</b>	<b>662,405,694</b>	<b>00</b>	<b>662,405,694</b>
<b>Surplus/(deficit) for the Year</b>	<b>137,067,254</b>		<b>137,067,254</b>
<b>Balance as at 30th June 2021</b>	<b>799,472,948</b>	<b>00</b>	<b>799,472,948</b>
<b>Surplus/(deficit) for the Year</b>	<b>239,204,454</b>	<b>00</b>	<b>239,204,454</b>
<b>Balance as at 30th June 2022</b>	<b>1,038,677,402</b>	<b>00</b>	<b>1,038,677,402</b>

**STATEMENT OF CASH FLOWS  
FOR THE YEAR ENDED 30 JUNE 2022**

	Note	2021-2022 Kshs	2020-2021 Kshs
<b>Cash flows from operating activities</b>			
<b>Receipts</b>			
Internally Generated Revenue		00	720
Government Grants for Recurrent		773,769,000	564,307,000
<b>Total Recurrent Revenue</b>	<b>5</b>	<b>773,769,000</b>	<b>564,307,720</b>
<b>Payments</b>			
Personal Emoluments	6	172,141,565	143,410,939
Board Members Expenses	7	12,005,234	4,832,550
Operative & Administrative	8	238,873,629	200,859,052
Repair & maintenance	10	59,098,553	25,751,559
<b>Totals Payments</b>		<b>482,118,981</b>	<b>374,854,100</b>
<b>Net cash flows from operating activities</b>		<b>291,650,019</b>	<b>189,453,620</b>
<b>Cash flows from investing activities</b>			
Purchase of property, plant, equipment and intangible assets	12,13	(52,665,365)	(83,717,994)
<b>Net cash flows used in investing activities</b>		<b>(52,665,365)</b>	<b>(83,717,994)</b>
<b>Cash flows from financing activities</b>			
Other payables from Non-exchange transactions		1,695,692	00
Proceeds from Employee Pension	14	13,137,305	7,043,400
Repayment of Gratuity		2,306,364	(5,962,544)
<b>Net cash flows used in financing activities</b>		<b>17,139,361</b>	<b>1,080,856</b>
<b>Net increase/(decrease)in cash and cash equivalents</b>		<b>256,124,015</b>	<b>106,816,481</b>
<b>Cash and cash equivalent as at 1<sup>st</sup> July, 2021</b>	<b>11</b>	<b>602,586,163</b>	<b>495,769,702</b>
<b>Cash and cash equivalent as at 30<sup>th</sup> June, 2022</b>	<b>11</b>	<b>858,710,178</b>	<b>602,586,163</b>

Signature-----  
Accounting Officer  
Name: Saitoti K. Maika  
Date: 19/9/22

Signature-----  
Head of Finance  
Name: CPA Ruth Momanyi  
ICPAK: 5572  
Date: 19/09/22

**Statement of Comparison of Budget and Actual Amounts  
For The Year Ended 30<sup>th</sup> June 2022**

	<b>Original budget 2020-2021 Kshs</b>	<b>Final budget 2020-2021 Kshs</b>	<b>Actual on comparable 2020-2021 Kshs</b>	<b>Deviation Difference 2020-2021 Kshs</b>	<b>Deviation % 2020-2021</b>
<b>Revenue</b>					
Government Grants for Recurrent	1,261,597,240	1,261,597,240	773,769,000	487,828,240	39%
<b>Total income</b>	<b>1,261,597,240</b>	<b>1,261,597,240</b>	<b>773,769,000</b>	<b>487,828,240</b>	<b>39%</b>
<b>Expenses</b>					
Personal Emoluments	575,889,000	575,889,000	172,141,565	403,747,435	70%
Board Members Expenses	26,350,000	26,350,000	12,005,234	14,344,766	54%
Operative & Administrative Depreciation and amortization expense	568,525,240	568,525,240	238,873,629	329,651,611	58%
Repairs & Maintenance	-	-	52,445,564	(52,445,564)	Nil
	90,833,000	90,833,000	59,098,553	31,734,447	35%
<b>Total expenditure</b>	<b>1,261,597,240</b>	<b>1,261,597,240</b>	<b>534,564,545</b>	<b>727,032,695</b>	<b>58%</b>
<b>Surplus for the period</b>	<b>NIL</b>	<b>NIL</b>	<b>239,204,455</b>	<b>NIL</b>	

## **NOTES ON SIGNIFICANT VARIANCES BETWEEN BUDGET AND ACTUAL**

Major variances in this context refer to expenditure items which vary from the budget by more/less than 10%

### **a) Personnel Emoluments- Kes 172 million (Budget- Kes 575 million)**

- The process of increasing staff complement as per the approved establishment is on – going The Centre did not meet the expectation as intended in F/Y 2021/2022 thus staff emolument absorption rate was low.

### **b) Board Expenses- Kes 12 million (Budget- Kes 26 million)**

Monthly Directors fee was paid as envisaged. Local travel and capacity building sub-votes were able to spend in various activities as planned partially it was not undertaken due to the ministry of health guidelines on COVID-19 pandemics as it recurred.

### **c) Operative & Administrative - Kes 239 million (Budget Kes 529 million)**

- Stakeholder regional sensitization meetings and workshops -Conducted numerous industry workshops and capacity building trainings to reporting entities to enhance their ability to combat illicit financial flows, and thereby increase efficiency in the fight against money laundering and terrorism financing. 130 Million
- Staff Medical benefits scheme for in-patient and out –patient and group life cover-24 Million
- Office General Supplies, Computer Stationery & Consultancy & Recruitment, Rental Expenses -85M

### **d) Repair & Maintenance - Kes 59 million (Budget Kes 91 million)**

- Payment for Utilities, Service charge and Electricity, Upkeep of the space occupied and software, plant & Equipment maintance –Kshs 59 Million

## **NOTES TO THE FINANCIAL STATEMENTS**

### **1. GENERAL INFORMATION**

Financial Reporting Centre is established by and derives its authority and accountability from Section 21 of the Proceeds of Crime and Anti-Money Laundering Act (POCAMLA) (No.9 of 2009). The entity is wholly owned by the Government of Kenya and is domiciled in Kenya. The entity's principal activity is to assist in the identification of the proceeds of crime and to combat money laundering and terrorism financing. It provides for the identification, tracing, freezing, seizure and confiscation of the proceeds of crime.

### **2. STATEMENT OF COMPLIANCE AND BASIS OF PREPARATION**

The financial statements have been prepared in accordance with the PFM Act, the State Corporations Act and International Public Sector Accounting Standards (IPSAS). The financial statements have been prepared on the basis of historical cost, unless stated otherwise, except for the measurement at re-valued amounts of certain items of property, plant and equipment, and other impaired assets at their estimated recoverable amounts. The cash flow statement was prepared using the direct method and the financial statements were prepared on accrual basis. The financial statements are presented in Kenya shillings, which is the functional and reporting currency of the entity and the accounting policies adopted have been consistently applied to all the years presented.

### 3. ADOPTION OF NEW AND REVISED STANDARDS

#### i. Relevant new standards and amendments to published standards effective for the year ended 30 June 2018

Standard	Impact
<b>IPSAS 39:</b> Employee Benefits amended	<b>Applicable: 1<sup>st</sup> January 2018</b> The objective to issue IPSAS 39 was to create convergence to changes in IAS 19 Employee Benefits. The IPSASB needed to create convergence of IPSAS 25 to the amendments done to IAS 19. The main objective is to ensure accurate information relating to pension liabilities arising from the defined benefit scheme by doing away with the corridor approach.

#### ii. New and amended standards and interpretations in issue but not yet effective in the year ended 30 June 2017

Standard	Effective date and impact:
	<b>Applicable: 1<sup>st</sup> January 2019:</b> The standard covers public sector combinations arising from exchange transactions in which case they are treated similarly with IFRS 3 (applicable to acquisitions only) Business combinations and combinations arising from non-exchange transactions which are covered purely under Public Sector combinations as amalgamations.

#### iii. Early adoption of standards

The entity did not earlier adopt any new or amended standards in year 2018.

#### **4. SUMMARY OF SIGNIFICANT ACCOUNTING POLICIES**

##### **a) Transfers from Other Government Entities**

Revenues from non-exchange transactions with other government entities are measured at fair value and recognized on obtaining control of the asset (cash, goods, services and property). The transfer is free from conditions from other government and it is the economic benefit or service potential related to the asset that will flow to the entity, and can be measured reliably.

##### **b) Budget Information – IPSAS 24**

The annual budget is prepared on the accrual basis, that is, all planned costs and income are presented in a single statement to determine the needs of the entity. As a result of the adoption of the accrual basis for budgeting purposes, there are no basis, timing or entity differences that would require reconciliation between the actual comparable amounts and the amounts presented as a separate additional financial statement in the statement of comparison of budget and actual amounts.

##### **d) Investment Property – IPSAS 16**

Investment properties are measured initially at cost, including transaction costs. The carrying amount includes the replacement cost of components of an existing investment property at the time that cost is incurred if the recognition criteria are met and excludes the costs of day-to-day maintenance of an investment property. Investment property acquired through a non-exchange transaction is measured at its fair value at the date of acquisition. Subsequent to initial recognition, investment properties are measured using the cost model and are depreciated over a 40-year period at a rate of 2.5% on a reducing balance method.

##### **e) Property, Plant and Equipment – IPSAS 17**

All property, plant and equipment are stated at cost less accumulated depreciation and impairment losses. Cost includes expenditure that is directly attributable to the acquisition of the items. Where an asset is acquired in a non-exchange transaction for nil or nominal consideration the asset is initially measured at its fair value. Likewise, when a major inspection is performed, its cost is recognized in the carrying amount of the plant and equipment as a replacement if the recognition criteria are satisfied.

When significant parts of property, plant and equipment are required to be replaced at intervals, the entity recognizes such parts as individual assets with specific useful lives and depreciates them accordingly on reducing balance method as below:

Computer & Other related Equipment	33.33%
Motor Vehicles	25.00%
Office Equipment	12.50%
Furniture, partitions & Fitting	12.50%

**g) Intangible Assets – IPSAS 31**

Intangible assets acquired separately are initially recognized at cost. The cost of intangible assets acquired in a non-exchange transaction is their fair value at the date of the exchange. Following initial recognition, intangible assets are carried at cost less any accumulated amortization and accumulated impairment losses. Internally generated intangible assets, excluding capitalized development costs, are not capitalized and expenditure is reflected in surplus or deficit in the period in which the expenditure is incurred amortised at 20% on reducing balance method.

The useful life of the intangible assets is assessed as either finite or indefinite.

**h) Research and Development Costs**

The Entity expenses research costs as incurred. Development costs on an individual project are recognized as intangible assets when the Entity can demonstrate:

Following initial recognition of an asset, the asset is carried at cost less any accumulated amortization and accumulated impairment losses. Amortization of the asset begins when development is complete and the asset is available for use. It is amortized over the period of expected future benefit. During the period of development, the asset is tested for impairment annually with any impairment losses recognized immediately in surplus or deficit.

**i) Inventories – IPSAS 12**

Inventory is measured at cost upon initial recognition. To the extent that inventory was received through non-exchange transactions (for no cost or for a nominal cost), the cost of the inventory is its fair value at the date of acquisition.

Costs incurred in bringing each product to its present location and conditions are accounted for as follows:

After initial recognition, inventory is measured at the lower of cost and net realizable value. However, to the extent that a class of inventory is distributed or deployed at no charge or for a nominal charge, that class of inventory is measured at the lower of cost and current replacement cost.

Net realizable value is the estimated selling price in the ordinary course of operations, less the estimated costs of completion and the estimated costs necessary to make the sale, exchange, or distribution. Inventories are recognized as an expense when deployed for utilization or consumption in the ordinary course of operations of the entity.

**j) Provisions – IPSAS 19**

Provisions are recognized when the entity has a present obligation (legal or constructive) as a result of a past event, and it is probable that an outflow of resources embodying economic benefits or service potential will be required to settle the obligation and a reliable estimate can be made of the amount of the obligation.

Where the Entity expects some or all of a provision to be reimbursed, for example, under an insurance contract, the reimbursement is recognized as a separate asset only when the reimbursement is virtually certain. The expense relating to any provision is presented in the statement of financial performance net of any reimbursement.

***Contingent Liabilities***

The Entity does not recognize a contingent liability, but discloses details of any contingencies in the notes to the financial statements, unless the possibility of an outflow of resources embodying economic benefits or service potential is remote.

### ***Contingent Assets***

The Entity does not recognize a contingent asset, but discloses in the notes to the financial statements the details of a possible asset whose existence is contingent on the occurrence or non-occurrence of one or more uncertain future events not wholly within the control of the Entity.

Contingent assets are assessed continually to ensure that developments are appropriately reflected in the financial statements.

If it has become virtually certain that an inflow of economic benefits or service potential will arise and the asset's value can be measured reliably, the asset and the related revenue are recognized in the financial statements of the period in which the change occurs.

### **k) Nature and Purpose of Reserves**

The Entity creates and maintains reserves in terms of specific requirements. The Entity states the reserves maintained and the appropriate policies adopted.

### **l) Changes in Accounting Policies and Estimates – IPSAS 3**

The Entity recognizes the effects of changes in accounting policy retrospectively. However, the effects of changes in accounting policy are applied prospectively if retrospective application is impractical.

### **m) Employee Benefits – IPSAS 25**

#### **Retirement Benefit Plans**

The Entity provides retirement benefits for its employees. Defined contribution plans are post-employment benefit plans under which the entity pays fixed contributions into a separate entity (a fund), and will have no legal or constructive obligation to pay further contributions if the fund does not hold sufficient assets to pay all employee benefits relating to employee service in the current and prior periods. The contributions to fund obligations for the payment of retirement benefits are charged against income in the year in which they become payable.

Defined benefit plans are post-employment benefit plans other than defined-contribution plans. The defined benefit funds are actuarially valued tri-annually on the projected unit credit

method basis. Deficits identified are recovered through lump sum payments. The contributions and lump sum payments reduce the post-employment benefit obligation.

**n) Foreign Currency Transactions – IPSAS 4**

Transactions in foreign currencies are initially accounted for at the ruling rate of exchange on the date of the transaction. Trade creditors or debtors denominated in foreign currency are reported at the statement of financial position reporting date by applying the exchange rate on

that date. Exchange differences arising from the settlement of creditors, or from the reporting of Creditors at rates different from those at which they were initially recorded during the period, are recognized as income or expenses in the period in which they arise.

**o) Borrowing Costs – IPSAS 5**

Borrowing costs are capitalized against qualifying assets as part of property, plant and equipment.

Such borrowing costs are capitalized over the period during which the asset is being acquired or constructed and borrowings have been incurred. Capitalization ceases when construction of the asset is complete. Further borrowing costs are charged to the statement of financial performance.

**p) Cash and Cash Equivalents**

Cash and cash equivalents comprise cash on hand and cash at bank, short-term deposits on call and highly liquid investments with an original maturity of three months or less, which are readily convertible to known amounts of cash and are subject to insignificant risk of changes in value. Bank account balances include amounts held at various commercial banks at the end of the financial year. For the purposes of these financial statements, cash and cash equivalents also include short term cash imprests and advances to authorised public officers and/or institutions which were not surrendered or accounted for at the end of the financial year.

**q) Comparative Figures**

Where necessary comparative figures for the previous financial year have been amended or reconfigured to conform to the required changes in presentation to be disclosed as events after reporting period.

**r) Significant Judgments and Sources of Estimation Uncertainty – IPSAS 1**

The preparation of the Entity's financial statements in conformity with IPSAS requires management to make judgments, estimates and assumptions that affect the reported amounts of revenues, expenses, assets and liabilities, and the disclosure of contingent liabilities, at the end of the reporting period. However, uncertainty about these assumptions and estimates could result in outcomes that require a material adjustment to the carrying amount of the asset or liability affected in future periods.

***Useful Lives and Residual values***

The useful lives and residual values of assets are assessed using the following indicators to inform potential future use and value from disposal:

- a) The condition of the asset based on the assessment of experts employed by the Entity
- b) The nature of the asset, its susceptibility and adaptability to changes in technology and processes
- c) The nature of the processes in which the asset is deployed
- d) Availability of funding to replace the asset
- e) Changes in the market in relation to the asset

The increase in the rehabilitation provision due to passage of time is recognized as finance cost in the statement of financial performance. The cost of ongoing programs to prevent and control pollution and rehabilitate the environment is recognized as an expense when incurred.

**s) Subsequent Events – IPSAS 14**

There have been no events subsequent to the financial year end with a significant impact on the financial statements for the year ended June30, 2019. However, assets acquired from Central Bank of Kenya in a non-exchange transaction for Nil or nominal consideration shall be valued using a recognition criteria and its carrying amount shall be capitalised in FRC books of accounts.

**5. Revenue from non-exchange transactions**

	<b>2021-2022 Kshs</b>	<b>2020-2021 Kshs</b>
Revenue from non-exchange transaction	00	720
Government Grants For recurrent	773,769,000	564,307,000
<b>Total revenue from non-exchange transactions</b>	<b>773,769,000</b>	<b>564,307,720</b>

	<b>2021-2022 Kshs</b>	<b>2020-2021 Kshs</b>
<b>6. Personal Emoluments</b>		
Salaries & wages ,Housing benefits and allowances	160,331,983	135,540,361
Employer related costs-contributions to pensions	9,455,818	5,648,907
Gratuities for Contract staff	2,306,364	2,200,071
NSSF Employer Contributions	47,400	21,600
<b>Total Personal Emoluments</b>	<b>172,141,565</b>	<b>143,410,939</b>

	<b>2021-2022 Kshs</b>	<b>2020-2021 Kshs</b>
<b>7. Board Members Expenses</b>		
Directors Fees & Allowances	3,632,468	4,378,000
Director Travelling Expenses	100,902	00
Directors Training & Workshops	8,271,864	454,550
<b>Total Board Members Expenses</b>	<b>12,005,234</b>	<b>4,832,550</b>

**8. Operative & Administration Expenses**

	<b>2021-2022</b>	<b>2020-2021</b>
	<b>Kshs</b>	<b>Kshs</b>
Medical Benefit Scheme/Insurance	24,367,282	9,694,220
Workshops, Local Courses & Seminars	13,192,496	60,992,550
Training Levy	00	00
Overseas Courses, Study Tours ,Seminars etc.	28,335,789	2,662,066
Staff Retreat Expenses sport & Recreation	2,469,465	185,000
Communication to Stakeholder/Public	30,141,145	5,314,171
Travelling & Accommodation on Duty	6,526,962	6,532,910
Collecting additional information & intelligence	20,000,000	31,500,000
Running & Maintenance of Motor Vehicles	4,611,897	6,154,220
Hire of Office Equipment	52,800	00
Office General Supplies	30,298,396	10,039,351
Rent of Office Premises	49,902,588	47,543,723
Computer Stationery	9,166,750	2,210,140
Official Entertainment	4,412,653	2,810,633
Quarterly Reviews & Annual Reports	2,200,000	00
Office Forms & Printing Documents	1,417,150	00
Postal & Courier Services & Telephone , Facsimile-Fax, Internet etc.	6,565,050	3,675,431
Library, Newspaper & Periodicals	959,670	788,842
Books & Binding Expenses	889,760	00
Consultancy & Recruitment Expenses	1,784,424	9,182,916
Subscriptions & Contributions to Professional Institution	293,117	215,635
Subscription to Monitoring Services (Reuters/Bloomberg Etc.)	885,993	952,200
Uniform & other Protective Gear	00	00
Laundry Expenses	00	00
Banking Expenses	400,242	405,044
<b>Total Operative &amp; Administration Expenses</b>	<b>238,873,629</b>	<b>200,859,052</b>

**9. Depreciation and amortization expense**

	<b>2021-2022</b>	<b>2020-2021</b>
	<b>Kshs</b>	<b>Kshs</b>
Property, plant and equipment	32,506,952	27,463,099
Intangible assets	19,938,613	24,923,267
<b>Total depreciation and amortization</b>	<b>52,445,565</b>	<b>52,386,366</b>

**10.Repairs and Maintenance**

	<b>2021-2022</b>	<b>2020-2021</b>
	<b>Kshs</b>	<b>Kshs</b>
Water conservancy and Electricity	14,249,658	14,719,951
Upkeep of Property & Cleaning Service	2,095,000	3,405,996
Property Renovation/Partitioning	16,987,084	00
Software , Plant & Equipment Maintenance	25,766,811	7,625,612
<b>Total repairs and maintenance</b>	<b>59,098,553</b>	<b>25,751,559</b>

	<b>2021-2022</b>	<b>2020-2021</b>
	<b>Kshs</b>	<b>Kshs</b>
<b>11.Cash and cash equivalents</b>		
<b>Kenya Commercial Bank (KCB)</b>	858,210,178	602,086,163
<b>Petty Cash</b>	500,000	500,000
<b>Total cash and cash equivalents</b>	<b>858,710,178</b>	<b>602,586,163</b>

**Financial Reporting Centre**  
**Annual Reports and Financial Statements**  
**For the year ended 30<sup>th</sup> June 2022**

**12. Property, Plant and Equipment**

Cost	Computers & other Equipment	Motor-vehicles	Furniture and Fittings	Total
	Kshs	Kshs		Kshs
At 1 July 2021	28,564,375	61,240,303	81,125,508	170,930,186
Additions :	7,520,000	25,995,000	19,150,365	52,665,365
Disposals	-	-	-	00
Transfer/adjustments	-	-	-	00
<b>At 30 June 2022</b>	<b>36,084,375</b>	<b>87,235,303</b>	<b>100,275,873</b>	<b>223,595,551</b>
<b>Depreciation and Impairment</b>				
At 1 July 2021	12,800,008	30,505,681	15,764,943	59,070,632
Depreciation Charge 2021/2022	7,760,679	14,182,406	10,563,866	32,506,951
Disposals	-	-	-	-
Impairment	-	-	-	-
Transfer/adjustment	-	-	-	-
<b>At 30 June 2022</b>	<b>20,560,687</b>	<b>44,688,087</b>	<b>26,328,809</b>	<b>91,577,583</b>
<b>Net book values</b>				
<b>At 30 June 2022</b>	<b>15,523,687</b>	<b>42,547,217</b>	<b>73,947,064</b>	<b>132,017,968</b>
<b>At 30 June 2021</b>	<b>15,764,367</b>	<b>30,734,622</b>	<b>65,360,565</b>	<b>111,859,554</b>

### 13. Intangible Assets–Software

Cost	Kshs
As At 1 <sup>st</sup> July 2021	173,122,647
Additions–internal development	00
Transfer/adjustment	00
<b>At 30<sup>th</sup> June 2022</b>	<b>173,122,647</b>
<b>Amortization and impairment</b>	
At 1 <sup>st</sup> July 2021	(73,429,580)
Amortization 2020/2021	(19,938,614)
<b>At 30<sup>th</sup> June 2022</b>	<b>(93,368,194)</b>
<b>Netbook values</b>	
At 30 <sup>th</sup> June 2022	79,754,454
At 30 <sup>th</sup> June 2021	99,693,068

### 14. Current Liability

	2021-2022 Kshs	2020-2021 Kshs
Trade and Other Payable	1,695,692	00
<b>Total Current Liability</b>	<b>1,695,692</b>	<b>00</b>

### 15. NON-CURRENT PROVISIONS

Description	Long service leave Kshs	Gratuity Kshs	Pension Contribution Kshs	Total Kshs
Balance at the beginning of the year	00	00	14,665,837	14,665,837
Additional Provisions	00	2,306,364	13,137,305	15,443,669
Provision utilised	(00)	(00)	(00)	(00)
Change due to discount and time value for money	00	00	00	00
Less: Current portion	(00)	(00)	(00)	(00)
<b>Total deferred income</b>	<b>00</b>	<b>2,306,364</b>	<b>27,803,142</b>	<b>30,109,506</b>

### 16. Events after the Reporting Period


There were no material adjusting and non-adjusting events after the reporting period.

**APPENDIX 1: PROGRESS ON FOLLOW UP OF AUDITOR RECOMMENDATIONS**

There were no issues raised by the external auditor that were given reference no. on the external audit report.

<b>Reference No. on the external audit Report</b>	<b>Issue / Observations from Auditor</b>	<b>Management comments</b>	<b>Focal Point person to resolve the issue (Name and designation)</b>	<b>Status: (Resolved / Not Resolved)</b>	<b>Timeframe: (Put a date when you expect the issue to be resolved)</b>

Director General/C.E. O/M. D (Financial Reporting Centre) Secretary to the Board

Signature-----

Date-----19/9/22

**APPENDIX II: PROJECTS IMPLEMENTED BY THE ENTITY**

There were no projects implemented during the period.

**APPENDIX III: INTER-ENTITY TRANSFERS**

ENTITY NAME:		FINANCAIL REPORTING CENTRE		
<b>Break down of Transfers from the State Department of the National Treasury</b>				
<b>FY21/22</b>				
a.	Recurrent Grants			
		<u>Bank Statement Date</u>	<u>Amount (Kshs)</u>	<u>Indicate the FY to which the amounts relate</u>
1	The National Treasury	20/07/2021	154,769,000	2020/2021
2	The National Treasury	20/09/2021	154,750,000	2021/2022
3	The National Treasury	23/11/2021	154,750,000	2021/2022
4	The National Treasury	25/02/2022	154,750,000	2021/2022
5	The National Treasury	26/05/2022	154,750,000	2021/2022
		<b>Total</b>	<b>773,769,000</b>	
b.	Development Grants			
		<u>Bank Statement Date</u>	<u>Amount (Kshs)</u>	<u>Indicate the FY to which the amounts relate</u>
		<b>Total</b>		
c.	Direct Payments			
		<u>Bank Statement Date</u>	<u>Amount (Kshs)</u>	<u>Indicate the FY to which the amounts relate</u>
		<b>Total</b>		
d.	Donor Receipts			
		<u>Bank Statement Date</u>	<u>Amount (Kshs)</u>	<u>Indicate the FY to which the amounts relate</u>
		<b>Total</b>		
		<b>Grand Total</b>	<b>773,769,000</b>	