

REPUBLIC OF KENYA



Enhancing Accountability



PARLIAMENT
OF KENYA
LIBRARY

REPORT	
THE NATIONAL ASSEMBLY PAPERS LAID	
DATE:	03 JUL 2025
OF	Tuesday
TABLED BY:	Hon Kimani Ichung'wa MP Leader of Majority
CLERK OF THE TABLE	Ann Shibuko

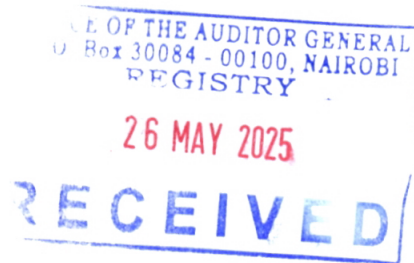
THE AUDITOR-GENERAL

ON

**ST. GEORGE'S GIRLS' SECONDARY
SCHOOL - NAIROBI**

**FOR THE YEAR ENDED
30 JUNE, 2024**

ST. GEORGE'S GIRLS' SECONDARY SCHOOL, NAIROBI



ST. GEORGE'S GIRLS' SECONDARY SCHOOL, NAIROBI

ANNUAL REPORT AND FINANCIAL STATEMENTS

**FOR THE FINANCIAL YEAR ENDED
30TH JUNE 2024**

Prepared in accordance with the Cash Basis of Accounting Method under the International Public Sector Accounting Standards (IPSAS)

ST. GEORGE'S GIRLS' SECONDARY SCHOOL, NAIROBI
Annual Report and Financial Statements for the year ended 30th June 2024

Table of Contents	Page
1. Acronyms and Definition of Key Terms.....	ii
2. Key School Information and Management	iii
3. Summary Report of Performance of The School	viii
4. Statement of School Management Responsibility	xvi
5. Report Of The Independent Auditors	xvii
6. Statement Of Receipts and Payments for the Year Ended 30 th June 2024	1
7. Statement of Assets and Liabilities As At 30 th June 2024	2
8. Statement of Cash Flows for the Year Ended 30 th June 2024	3
9. Statement Of Budgeted Versus Actual Amounts for The Year Ended 30 th June 2024	4
10. Significant Accounting Policies.....	10
11. Notes To the Financial Statements	12
12. Annexes.....	23

1. Acronyms and Definition of Key Terms

A. Acronyms.

BOM	Board of Management
CEB	County Education Board
IPSAS	International Public Sector Accounting Standards
KCSE	Kenya Certificate of Secondary Education
PFM	Public Finance Management
PSASB	Public Sector Accounting Standards Board
FY	Financial Year
FDSE	Free Day Secondary Education
TSC	Teachers Service Commission
SMASSE	Strengthening of Mathematics and Science in Secondary Education
MOE	Ministry of Education
ICT	Integrated Computer Technology

B. Definition of Key Terms

Comparative Year- Means the prior period.

ST. GEORGE'S GIRLS' SECONDARY SCHOOL, NAIROBI
Annual Report and Financial Statements for the year ended 30th June 2024

2. Key School Information and Management

(a) Background information

The school is domiciled in Kenya and its operations are governed under the Basic Education Act, 2013. It is in **Nairobi** County, **Westlands** Sub-County.

The school was re-registered in **December, 2019** under registration number **47S30000780** and is currently categorized as an **Extra County** public school established, owned or operated by the Government.

The school is a boarding school and had **2059** number of students as at *30th June 2024*. It has **8** streams and **73** teachers of which **10** teachers are employed by the School Board of Management.

(b) School Board of Management - Board Members

The School Board of Management established under Section 55 of the Basic Education Act, 2013; is composed of the following members:

Ref:	Name of Board Member	Designation	Date of appointment
1	FRED KAIGUA	Chairman	05/05/2022
2	GRACE MACHARIA	Secretary - Principal	30/01/2023
3	AGNES JACOB	Member	05/05/2022
4	GIDEON THURANIRA	Member	05/05/2022
5	JAMES GATHURA	Member	05/05/2022
6	ALPHONCE OWINO	Member	05/05/2022
7	MARGARET NGARI	Member	05/05/2022
8	HON. TOM OBONDO	Member	05/05/2022
9	ROSELYNE KIMIRRI	Member – Rep CEB	05/05/2022
10	EVELYN LUGALIA	Member Rep Teachers	05/05/2022
11	REV. DANSON KANGA	3 Members - Sponsor	05/05/2022
	EVANS GATURU		05/05/2022
	FENNY MWAKISHA		05/05/2022
12	MARGARET MUYA	Member - Community	05/05/2022
13	MARY SIAMETO	Member Special Needs	05/05/2022
14	LUPERE CATHERINE MONICA	Rep Students	05/05/2022

The functions of the School Board of Management are to:

- Promote the best interests of the School and ensure its development.
- Promote quality education for all pupils in accordance with the standards set under the Basic Education Act, of 2013.
- Ensure and assure the provision of proper and adequate facilities for the School.
- Manage the School's affairs in accordance with the rules and regulations governing occupational safety and health.
- Advise the County Education Board on the staffing needs of the School.
- Determine cases of pupils' discipline and make reports to the CEB.
- Prepare comprehensive termly report on all areas of its mandate and submit the report to CEB.
- Administer and manage the resources of the School.
- Receive, collect and account for any funds accruing to the institution in accordance with Article 226 (1) (a) of the Constitution of Kenya, Section 81 of the Public Finance Management Act, 2012 and the Fourth Schedule para 21 and 23 of the Basic Education Act, 2013.

(c) Committees of the Board

Ref:	Name of Committee	Names of Members	Designation	Number of meetings attended during the year
1	Executive Committee	1.FRED KAIGUA 2.GRACE MACHARIA 3. ALPHONCE OWINO 4. MARGARET NGARI 5. AGNES JACOB 6. FENNY MWAKISHA 7. HON. TOM OBONDO 8. JAMES GATHURA 9. EVELYN LUGALIA	BOM CHAIR BOM SECRETARY BOM MEMBER BOM MEMBER BOM MEMBER BOM MEMBER BOM MEMBER BOM MEMBER BOM MEMBER	1 out of 1 1 out of 1 1 out of 1 1 out of 1 1 out of 1 1 out of 1 1 out of 1 1 out of 1 1 out of 1
2	Finance, Audit, General Purposes Committee	1. FRED KAIGUA 2. GRACE MACHARIA 3. AGNES JACOB 4. JAMES GATHURA 5. ALPHONCE OWINO 6. HON. TOM OBONDO 7. MARGARET NGARI 8. GIDEON THURANIRA 9. ROSELYN KIMIRRI 10. EVELYN LUGALIA	BOM CHAIR BOM SECRETARY CHAIRPERSON BOM MEMBER BOM MEMBER BOM MEMBER BOM MEMBER BOM MEMBER BOM MEMBER BOM MEMBER	0 out of 0 0 out of 0 0 out of 0 0 out of 0 0 out of 0 0 out of 0 0 out of 0 0 out of 0 0 out of 0 0 out of 0
3	Academic Committee	1. FENNY MWAKISHA 2. FRED KAIGUA 3. GRACE MACHARIA 4. HON. TOM OBONDO 5. MARGARET NGARI	CHAIRPERSON BOM CHAIR BOM SECRETARY BOM MEMBER BOM MEMBER	3 out of 3 3 out of 3 3 out of 3 3 out of 3 3 out of 3

ST. GEORGE'S GIRLS' SECONDARY SCHOOL, NAIROBI

Annual Report and Financial Statements for the year ended 30th June 2024

		6. JAMES GATHURA 7. ROSELYN KIMIRRI 8. REV. DANSON KANGA 9. ALPHONCE OWINO 10. EVELYN LUGALIA	BOM MEMBER BOM MEMBER BOM MEMBER BOM MEMBER BOM MEMBER	3 out of 3 3 out of 3 3 out of 3 3 out of 3 3 out of 3
4	Development / School Infrastructure Committee	1. HON. TOM OBONDO 2. FRED KAIGUA 3. GRACE MACHARIA 4. ALPHONCE OWINO 5. MARGARET NGARI 6. EVELYN LUGALIA 7. ENG. KINYANJUI 8. ROSA MBUNO	CHAIR PERSON BOM CHAIR BOM SECRETARY PA CHAIR BOM MEMBER DEPUTY PRINCIPAL PUBLIC WORKS SCDE	8 out of 8 5 out of 8 7 out of 8 7 out of 8 6 out of 8 7 out of 8 6 out of 8 5 out of 8
5	Human Rights and Students' welfare Committee	1. MARGARET MUYA 2. GRACE MACHARIA 3. AGNES JACOB 4. REV. DANSON KANGA 5. FENNY MWAKISHA 6. JAMES GATHURA 7. ALPHONCE OWINO 8. MARY SIAMETO 9. EVANS GATURU 10. GIDEON THURANIRA 11. EVELYN LUGALIA	CHAIRPERSON BOM SECRETARY BOM MEMBER BOM MEMBER BOM MEMBER BOM MEMBER BOM MEMBER BOM MEMBER BOM MEMBER BOM MEMBER BOM MEMBER	0 out of 0 0 out of 0 0 out of 0 0 out of 0 0 out of 0 0 out of 0 0 out of 0 0 out of 0 0 out of 0 0 out of 0 0 out of 0
6	Discipline, Ethis and Integrity Committee	1. EVANS GATURU 2. FRED KAIGUA 3. GRACE MACHARIA 4. REV. DANSON KANGA 5. MARY SIAMETO 6. ALPHONCE OWINO 7. JAMES GATHURA 8. MARGARET NGARI 9. MARGARET MUYA 10. EVELYN LUGALIA	CHAIRPERON BOM CHAIR BOM SECRETARY BOM MEMBER BOM MEMBER BOM MEMBER BOM MEMBER BOM MEMBER BOM MEMBER BOM MEMBER BOM MEMBER	2 out of 2 1 out of 2 2 out of 2 2 out of 2 2 out of 2 2 out of 2 2 out of 2 2 out of 2 2 out of 2 2 out of 2
7	Adhoc Committee - CBC Classrooms Evaluation Committee	1. HON. TOM OBONDO 2. GRACE MACHARIA 3. PRISCAH ONYANGO 4. MARY GITHINJI 5. EVELYN LUGALIA 6. ROSA MBUNO	SIC CHAIRPERSON BOM SECRETARY MEMBER MEMBER MEMBER SCDE	1 out of 1 1 out of 1 1 out of 1 1 out of 1 1 out of 1 1 out of 1

(d) School operation Management

For the financial year ended 30th June, 2024 the School's day-to-day management was under the following persons:

Ref:	Designation	Name	Identification
1	Chief Principal	MRS. GRACE MACHARIA	TSC No.372010
2	Deputy Principal	MS. EVELYN LUGALIA	TSC No.358994
3	School Accountant	MRS. MARY GITHINJI	ICPAK No. 32297
4	Other (specify)		

(e) Schools contacts

Post Office Box: 11635 - 00400
 Telephone: 0722-260022
 E-mail: stgeorgesgirls440@gmail.com
 Website: www.stgeorgesgirlsnairobi.ac.ke
 Facebook:
 Twitter:

(f) School Bankers

- Name of Bank: KENYA COMMERCIAL BANK
 Branch: HURLINGHAM BANK
 Postal Address: P.O. Box 49666 - 00100
 Account Number: (I) SCHOOL FUND ACCOUNT – 1172853126
 (II) TUITION ACCOUNT – 1172853444
 (III) OPERATION ACCOUNT – 1172853762
 (IV) INFRASTRUCTURE ACCOUNT – 1214937942
 (V) INCOME GENERATING ACCOUNT - 1252308582
- Name of Bank: CO-OPERATIVE BANK OF KENYA
 Branch: NAIROBI BUSINESS CENTRE BRANCH
 Postal Address: P.O. Box 19555 - 00202
 Account Number: SCHOOL FUND ACCOUNT - 01129123266000
- MPESA Pay Bill No. (1) 522123 ACCOUNT NO.10120K attached to ACCOUNT NO. 1172853126 SCHOOL FUND ACCOUNT
 (2) 400222 ACCOUNT NO.1591# attached to ACCOUNT NO.01129123266000 SCHOOL FUND ACCOUNT
 (3) 522123 ACCOUNT NO.86473K attached to ACCOUNT NO.1252308582 INCOME GENERATING ACCOUNT

(g) Independent Auditors

Office of the Auditor General
Anniversary Towers, University Way
P.O. Box 30084
GPO 00100
Nairobi, Kenya

3. Summary Report of Performance of The School

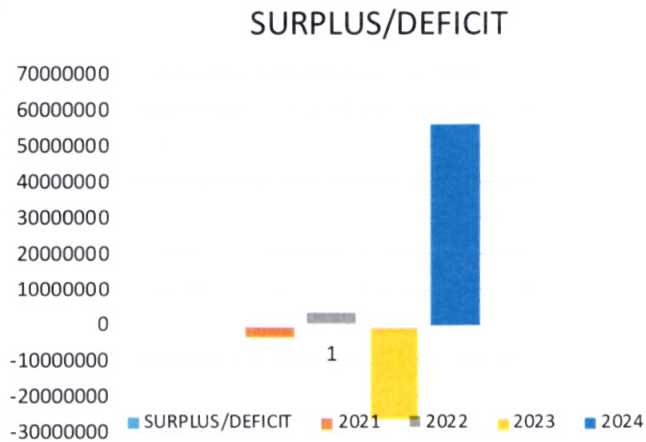
The following is a summary report of the performance of the school against the set performance evaluation criteria:

a) Financial performance:

a) Financial performance:

SURPLUS/DEFICIT

2021	(3,032,622.80)
2022	3,157,741.25
2023	(25,859,778.52)
2024	56,471,840.00



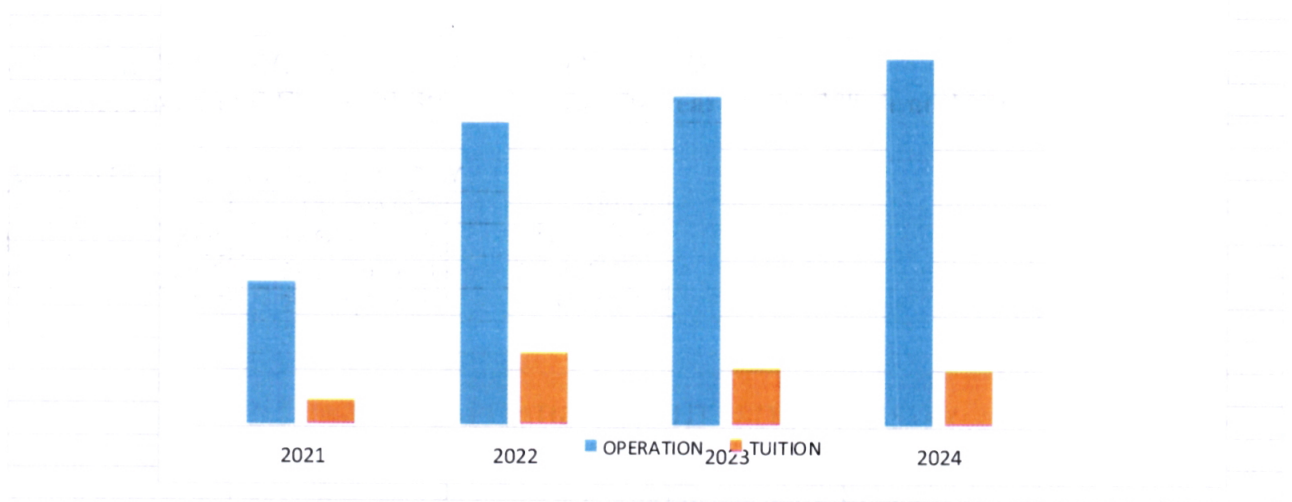
The high surplus is due to unspent Development money, Tuition and Operation grants collected.

ST. GEORGE'S GIRLS' SECONDARY SCHOOL, NAIROBI
Annual Report and Financial Statements for the year ended 30th June 2024

CAPITATION GRANT FROM MINISTRY

	OPERATION	TUITION
2021	12,848,350.05	2,043,942.75
2022	27,205,900.00	6,268,107.30
2023	29,474,343.55	4,985,132.00
2024	32,985,268.00	4,846,902.00

CAPITATION GRANT FROM MINISTRY



There is increased capitation received due to increased population.

RATIO OF CAPITATION GRANT PER STUDENT

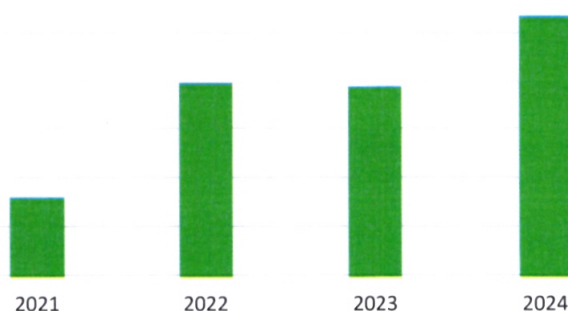
RATIO OF CAPITATION GRANT PER STUDENT			
YEAR	GRANT	NO OF STUDENTS	
2021	14,892,292.80	1652	9014.7
2022	33,474,007.30	1733	19315.6
2023	34,459,475.55	1866	18467.0
2024	37,832,170.00	2059	18374.1

OVERVIEW OF GROWTH OF OTHER INCOME

GROWTH OF OTHER INCOME

YEAR	INCOME
2021	81,040,219.82
2022	200,492,257.50
2023	196,742,428.72
2024	269,258,805.00

GROWTH IN OTHER INCOME



There is high growth in other income due to: -

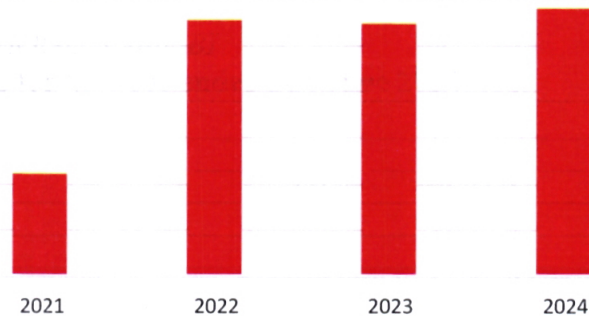
1. Increased Population
2. Increased Income due to project and budget deficit recovery.

OVERVIEW OF GROWTH IN EXPENDITURE

GROWTH IN EXPENDITURE

YEAR	EXPENDITURE
2021	108,690,712.53
2022	275,855,736.94
2023	271,390,905.03
2024	288,349,235.00

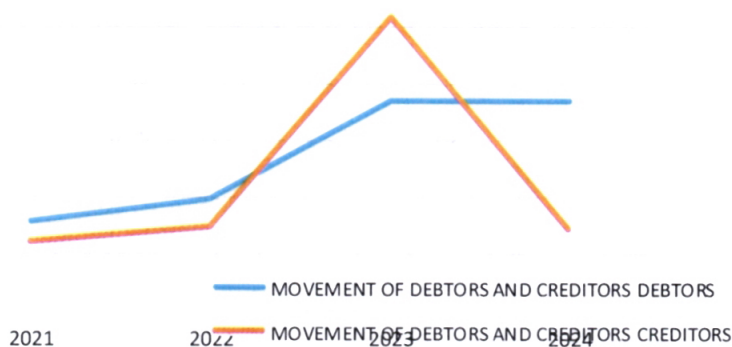
GROWTH IN EXPENDITURE EXPENDITURE



MOVEMENT OF DEBTORS AND CREDITORS

YEAR	DEBTORS	CREDITORS
2021	15,148,233.20	11,453,064.73
2022	19,379,569.06	14,089,924.10
2023	36,568,725.97	51,478,900.67
2024	36,769,518.00	13,949,592.00

MOVEMENT OF DEBTORS AND CREDITORS

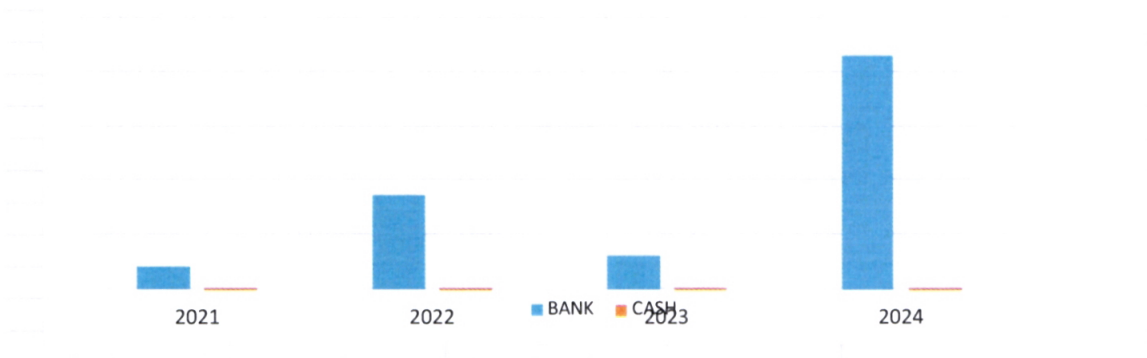


The movement of Debtors shows a slight increase due to non-payment of school fees due to difficult times we are in and decrease in creditors due to paying of accumulated old debts bringing it to current position.

CASH AND BANK BALANCES

YEAR	BANK	CASH
2021	2,183,114.24	106,970.11
2022	8,752,389.00	100,960.11
2023	3,092,435.29	100,954.96
2024	21,661,793.00	273,337.00

CASH AND BANK BALANCES



The increase in Cash and Bank Balances is due to:-

1. Unused Grants money which has just deposited at the close of the year.
2. School fund unused funds which was to pay creditors of June, 2024.

b) Teacher Student ratio:

Teacher:Student	No. of Recruited /Posted Teachers	No. of Transferred/Retired	TSC Employed Teachers	BOM Teachers
73:2059 1:28	5	1	63	10

No.	SUBJECT	FORM 1	FORM 2	FORM 3	FORM 4	TOTAL NO. OF PERIOD	NO. OF TEACHERS REQUIRED
1	ENGLISH	54	64	64	64	246	9.11
2	KISWAHILI	45	48	48	48	189	7.00
3	MATHS	54	56	56	56	222	8.22
4	BIOLOGY	36	40	40	40	156	5.78
5	CHEMISTRY	36	40	40	40	156	5.78
6	PHYSICS	36	30	30	30	126	4.66
7	GEOGRAPHY	27	20	20	20	87	3.22
8	HISTORY	27	20	20	20	87	3.22
9	C.R.E	27	25	25	25	102	3.78
10	H/SCIENCE	18	15	15	15	63	2.33
11	AGRICULTURE	6	5	5	5	21	0.78
12	COMPUTER	12	10	10	10	42	1.56
13	FRENCH	6	5	5	5	21	0.78
14	GERMAN	6	5	5	5	21	0.78
15	ART AND DESIGN	6	5	5	5	21	0.78
16	MUSIC	3	5	5	5	18	0.67
17	B/STUDIES	18	18	20	20	76	2.81
18	LIFE SKILLS	9	8	8	8	33	1.22
19	P.E	9	8	16	16	49	1.81
	TOTAL	435	427	437	437	1736	64.29

Summary**Designation****No. of Teachers in School**

Principal	1
Deputy Principal	2
H.O.D – Job Group N	7
H.O.D – Job Group M	13
Teachers	40
Total on Duty	63

Shortfall from Establishment

Principal	$(27 - 3) \times 1 =$	24 periods
Deputy Principal	$(27 - 12) \times 2 =$	30 periods
Head of Department – Job group 'N'	$(27 - 18) \times 7 =$	63 periods
Heads of Department – Job group 'M'	$(27 - 20) \times 13 =$	<u>91 periods</u>

ST. GEORGE'S GIRLS' SECONDARY SCHOOL, NAIROBI
Annual Report and Financial Statements for the year ended 30th June 2024

Total Shortfall

208 periods

No. of Teachers Required

$$\text{Teachers required from shortfall} = \frac{\text{Total Shortfall}}{27} = \frac{208}{27} = 7.70$$

= Total No. of teachers required:

$$(1) 64.29$$

$$(2) + 7.70$$

$$\underline{71.99} = \mathbf{72 \text{ Teachers}}$$

c) The mean score in the year 2021, 2022 and 2023 KCSE:

Year	Entry	School Mean Grade	No. of Students joining universities	No. of students joining other learning institutions
2021	361	6.9501(C+) Dropped	224	137
2022	367	6.703 (C+) Dropped	188	179
2023	383	6.8 (C+) Improved	205	178

d) Number of Candidates in the year 2021, 2022 and 2023 KCSE:

Year	No. of Candidates
2021	361
2022	367
2023	383


e) The capacity of the school:

No. of students	No. of classes/streams	No. of dormitories	No. of Dining Halls	No. of Laboratories	No. of Toilets	No. of Libraries
2059	31/8	4	3	7	163	1

ST. GEORGE'S GIRLS' SECONDARY SCHOOL, NAIROBI
 Annual Report and Financial Statements for the year ended 30th June 2024

f) Development projects carried out by the school:

Projects	Source of funds	Status	Initial Cost (Kshs)	Amount Spent (Kshs)	Expected completion time
Installation of Solar water System, CCTV & Lockers in the Dormitory	Parents, MOE Maintenance &Improvement Fund	Complete	5,335,889	5,335,889	Complete
CBC Class	M.O.E Infrastructure	Complete	789,281	789,281	Complete

.....

 School Principal

PRINCIPAL
 ST. GEORGE'S GIRLS' SECONDARY SCHOOL
 P. O. Box 11635 - 00400.
 NAIROBI.
 TEL: 2719857

4. Statement of School Management Responsibility

Section 81 (1) of the Public Finance Management Act, 2012 requires that, at the end of each financial year, each National Government School shall prepare financial statements in respect of that school. Section 81 (3) requires the financial statements so prepared to be in a form that complies with relevant accounting standards as prescribed by the Public Sector Accounting Standards Board (PSASB) of Kenya from time to time.

Schedule 4 (Section 23) of the Education Act, 2013 requires the Board of Management of a public institution of basic education to keep all proper books and records of accounts of the income, expenditure, and assets of the institution.

The Board of Management of St. George's Girls' Secondary School accepts responsibility for the school's financial statements, which have been prepared on the Cash Basis Method of Financial Reporting, using appropriate accounting policies in accordance with International Public Sector Accounting Standards (IPSAS).

The Board of Management is of the opinion that the school's financial statements give a true and fair view of the state of the school's transactions during the financial year ended 30th June, 2024, and of the school's financial position as at that date.




.....
Name: **MR FRED KATUA**

Designation: Chairman, School Board of Management

Date: 26/05/2025

PRINCIPAL
ST. GEORGE'S GIRLS' SECONDARY SCHOOL
P. O. Box 11635 - 00400,
NAIROBI.
TEL: 2719857



.....
Name: **MR ACCUMPIA MWANGI**

Designation: School Principal & Secretary to Board of Management

Date: 26/05/2025




.....
Name: **MRS MARY GITANYI**

Designation: Bursar/ Finance Officer

Date: 26/05/2025

REPUBLIC OF KENYA



Phone: +254-(20) 3214000
Email: info@oagkenya.go.ke
Website: www.oagkenya.go.ke

HEADQUARTERS
Anniversary Towers
Monrovia Street
P.O Box 30084-00100
NAIROBI

REPORT OF THE AUDITOR-GENERAL ON ST. GEORGE'S GIRLS' SECONDARY SCHOOL - NAIROBI FOR THE YEAR ENDED 30 JUNE, 2024

PREAMBLE

I draw your attention to the contents of my report which is in three parts:

- A. Report on Financial Statements that considers whether the financial statements are fairly presented in accordance with the applicable financial reporting framework, accounting standards and the relevant laws and regulations that have a direct effect on the financial statements;
- B. Report on Lawfulness and Effectiveness in the Use of Public Resources which considers compliance with applicable laws, regulations, policies, gazette notices, circulars, guidelines and manuals and whether public resources are applied in a prudent, efficient, economic, transparent and accountable manner to ensure the Government achieves value for money and that such funds are applied for the intended purpose; and,
- C. Report on Effectiveness of Internal Controls, Risk Management and Governance which considers how the entity has instituted checks and balances to guide internal operations. This responds to the effectiveness of the governance structure, risk management environment and internal controls, developed and implemented by those charged with governance for orderly, efficient and effective operations of the entity.

A Qualified Opinion is issued when the Auditor-General concludes that, except for material misstatements noted, the financial statements are fairly presented in accordance with the applicable financial reporting framework. The Report on Financial Statements should be read together with the Report on Lawfulness and Effectiveness in the Use of Public Resources, and the Report on Effectiveness of Internal Controls, Risk Management and Governance.

The three parts of the report are aimed at addressing the statutory roles and responsibilities of the Auditor-General as provided by Article 229 of the Constitution, the Public Finance Management Act, 2012, and the Public Audit Act, 2015. The three parts of the report when read together constitute the report of the Auditor-General.

REPORT ON THE FINANCIAL STATEMENTS

Qualified Opinion

I have audited the accompanying financial statements of St. George's Girls' Secondary School - Nairobi set out on pages 1 to 22, which comprise of the statement of assets and

liabilities as at 30 June, 2024 and the statement of receipts and payments, statement of cash flows and statement of budgeted versus actual amounts for the year then ended, and a summary of significant accounting policies and other explanatory information in accordance with the provisions of Article 229 of the Constitution of Kenya and Section 35 of the Public Audit Act, 2015. I have obtained all the information and explanations which, to the best of my knowledge and belief, were necessary for the purpose of the audit.

In my opinion, except for the effect of the matters described in the Basis for Qualified Opinion section of my report, the financial statements present fairly, in all material respects, the financial position of St. George's Girls' Secondary School - Nairobi as at 30 June, 2024 and of its financial performance and its cash flows for the year then ended, in accordance with International Public Sector Accounting Standards (Cash Basis) and comply with the Public Finance Management Act, 2012.

Basis for Qualified Opinion

1. Long Outstanding Student Accounts Receivables

The statements of assets and liabilities and Note 13 to the financial statements reflects accounts receivables balance of Kshs.36,769,518. Included in the balance, is an amount of Kshs.10,917,185 in respect of uncollected fees from students who had completed their studies and issued with academic certificates. However, there were no documentary evidence to show the steps Management had taken to recover the long outstanding receivables.

In the circumstances, the accuracy, completeness and recoverability of receivables of Kshs.10,917,185 could not be confirmed.

2. Lack of School Land Ownership Document

Annex 2 to the financial statements reflects summary of fixed assets register balance of Kshs.890,831,300 in respect of fixed assets which includes unvalued land. However, land ownership documents were not provided for audit. Further, though an asset register was maintained to record the assets, the register lacked important information such as barcode identification numbers, accumulated depreciation and net book value.

In the circumstances, ownership of the land could not be confirmed.

The audit was conducted in accordance with International Standards of Supreme Audit Institutions (ISSAIs). I am independent of the St. George's Girls' Secondary School – Nairobi Management in accordance with ISSAI 130 on Code of Ethics. I have fulfilled other ethical responsibilities in accordance with the ISSAI and in accordance with other ethical requirements applicable to performing audits of financial statements in Kenya. I believe that the audit evidence I have obtained is sufficient and appropriate to provide a basis for my qualified opinion.

Key Audit Matters

Key audit matters are those matters that, in my professional judgement, are of most significance in the audit of the financial statements. Except for the effect of the matters

described in the Basis for Qualified Opinion section, I have determined that there were no key audit matters to report in the year under review.

Other Matter

Unresolved Prior Year Matters

In the audit report of the previous year, several issues were raised under the Report on Financial Statements, Report on Lawfulness and Effectiveness in use of Public Resources, and Report on Effectiveness of Internal Controls, Risk Management and Governance. However, Management had not resolved the issues as at 30 June, 2024.

Other Information

The Management are responsible for the other information set out on page iii to xvi which comprises of Key School Information and Management, Summary Report of Performance of the School and Statement of School Management Responsibility. The Other Information does not include the financial statements and my audit report thereon.

In connection with my audit on the School's financial statements, my responsibility is to read the other information and in doing so, consider whether the other information is materially inconsistent with the financial statements or my knowledge obtained in the audit or otherwise appears to be materially misstated. If based on the work I have performed, I conclude that there is a material misstatement of this Other Information, I am required to report that fact. I have nothing to report in this regard.

My opinion on the financial statements does not cover the Other Information and accordingly, I do not express an audit opinion or any form of assurance conclusion thereon.

REPORT ON LAWFULNESS AND EFFECTIVENESS IN USE OF PUBLIC RESOURCES

Conclusion

As required by Article 229(6) of the Constitution, based on the audit procedures performed, except for the effect of the matters described in the Basis for Conclusion on Lawfulness and Effectiveness in the Use of Public Resources section of my report, I confirm that nothing else has come to my attention to cause me to believe that public resources have not been applied lawfully and in an effective way.

Basis for Conclusion

1. Failure to Prepare School Improvement Plan

As previously reported, during the year under review, the School did not have an approved School Improvement plan, contrary to Section 2.2 of the Ministry of Education Operation Manual for Utilization of Learner Capitation Grant and Other School Funds, which requires schools to identify in every three-year school improvement planning cycle, one priority area in each of the four key areas which include curriculum implementation,

foundational literacy and numeracy outcomes, an enabling environment for learning and parental involvement and community engagement for implementation.

In the circumstances, Management was in breach of the Policy Guidelines.

2. Inadequate Classrooms

It was observed that the School had 2,059 students in the school in the year under review with 33 classrooms implying an average of 62 students per class against the standard requirement of 40 students per class as per the basic standard requirements for registration of educational and training institutions in the ministry of education.

In the circumstances, Management was in breach of the Ministry of Education's basic standard requirements.

The audit was conducted in accordance with ISSAI 3000 and ISSAI 4000. The Standards require that I comply with ethical requirements and plan and perform the audit to obtain assurance about whether the activities, financial transactions and information reflected in the financial statements comply in all material respects, with the authorities that govern them. I believe that the audit evidence I have obtained is sufficient and appropriate to provide a basis for my conclusion.

REPORT ON EFFECTIVENESS OF INTERNAL CONTROLS, RISK MANAGEMENT AND GOVERNANCE

Conclusion

As required by Section 7(1)(a) of the Public Audit Act, 2015, based on the audit procedures performed, except for the effects of the matter described in the Basis for Conclusion on Effectiveness of Internal Controls, Risk Management and Governance section of my report, I confirm that nothing else has come to my attention to cause me to believe that internal controls, risk management and governance were not effective.

Basis for Conclusion

Lack of Risk Assessment Policy and Disaster Recovery Plan

Review of the records revealed that the School Management had not developed a risk management policy and risk assessments were not performed during the period under audit review. This was contrary to Regulation 165(1) of the Public Finance Management Regulations (National Government), 2015 which requires each national government entity to develop risk management strategies and a system of risk management. Further, a disaster recovery plan or business continuity plan was not in place to ensure that the school recovers its functionality in case of an unplanned incident or disaster.

In the circumstances, Management was not in a position to identify, rank and prioritize critical risks and channel resources towards mitigating identified risks. Ultimately the utilization of resources and quality of service may be negatively affected.

The audit was conducted in accordance with ISSAI 2315 and ISSAI 2330. The Standards require that I plan and perform the audit to obtain assurance about whether effective processes and systems of internal controls, risk Management and overall governance were operating effectively in all material respects. I believe that the audit evidence I have obtained is sufficient and appropriate to provide a basis for my conclusion.

Responsibilities of Management and those Charged with Governance

Management is responsible for the preparation and fair presentation of these financial statements in accordance with International Public Sector Accounting Standards (Cash Basis) and for maintaining effective internal controls as Management determines is necessary to enable the preparation of financial statements that are free from material misstatement, whether due to fraud or error and for its assessment of the effectiveness of internal controls, risk management and governance.

In preparing the financial statements, Management is responsible for assessing the School's ability to continue as a going concern, disclosing, as applicable, matters related to going concern and using the going concern basis of accounting unless Management is aware of the intention to cease operations.

Management is also responsible for the submission of the financial statements to the Auditor-General in accordance with the provisions of Section 47 of the Public Audit Act, 2015.

In addition to the responsibility for the preparation and presentation of the financial statements described above, Management is also responsible for ensuring that the activities, financial transactions and information reflected in the financial statements comply with the authorities which govern them and that public resources are applied in an effective way.

Those charged with governance are responsible for overseeing the School's financial reporting process, reviewing the effectiveness of how Management monitors compliance with relevant legislative and regulatory requirements, ensuring that effective processes and systems are in place to address key roles and responsibilities in relation to governance and risk management, and ensuring the adequacy and effectiveness of the control environment.

Auditor-General's Responsibilities for the Audit

My responsibility is to conduct an audit of the financial statements in accordance with Article 229(4) of the Constitution, Section 35 of the Public Audit Act, 2015 and the International Standards for Supreme Audit Institutions (ISSAIs). The Standards require that, in conducting the audit, I obtain reasonable assurance about whether the financial statements as a whole are free from material misstatements, whether due to fraud or error and to issue an auditor's report that includes my opinion in accordance with Section 48 of the Public Audit Act, 2015. Reasonable assurance is a high level of assurance but is not a guarantee that an audit conducted in accordance with ISSAIs will always detect a material misstatement when it exists. Misstatements can arise from fraud or error and are

considered material if, individually or in the aggregate, they could reasonably be expected to influence the economic decisions of users taken on the basis of these financial statements.

In conducting the audit, Article 229(6) of the Constitution also requires that I express a conclusion on whether or not in all material respects, the activities, financial transactions and information reflected in the financial statements are in compliance with the authorities that govern them and that public resources are applied in an effective way. In addition, I consider the entity's control environment in order to give an assurance on the effectiveness of internal controls, risk management and governance processes and systems in accordance with the provisions of Section 7(1)(a) of the Public Audit Act, 2015.

Further, I am required to submit the audit report in accordance with Article 229(7) of the Constitution.

Detailed description of my responsibilities for the audit is located at the Office of the Auditor-General's website at: <https://www.oagkenya.go.ke/auditor-generals-responsibilities-for-audit/>. This description forms part of my auditor's report.


FCPA Nancy Gathungu, CBS
AUDITOR-GENERAL

Nairobi

09 June, 2025

ST. GEORGE'S GIRLS' SECONDARY SCHOOL, NAIROBI
Annual Report and Financial Statements for the year ended 30th June 2024

6. Statement Of Receipts and Payments for the Year Ended 30th June 2024

Description Of Vote Head	Note	JUL 23 - JUN 24	JUL 22 - JUN 23
		Kshs	Kshs
Receipts			
Government grants for tuition	1	4,846,902.00	4,985,132.00
Government grants for operations	2	24,523,927.00	22,113,343.55
Government Grants for infrastructure	3	8,461,340.00	7,361,000.00
School fund income- parents' contribution	4	171,195,372.00	163,036,942.81
Miscellaneous incomes	5	110,073,192.00	81,615,389.37
Total Receipts	-	319,100,733.00	279,111,807.73
-	-	-	-
Payments			
Tuition	6	3,298,361.00	4,933,646.00
Operations	7	19,843,752.00	21,217,813.90
Infrastructure	8	5,540,671.00	7,901,086.00
Boarding and school fund	9	233,946,109.00	270,919,040.35
Total Payments	-	262,628,893.00	304,971,586.25
-	-	-	-
Surplus/Deficit	-	56,471,840.00	(25,859,778.52)
-	-	-	-

The school financial statements were approved on 11.07.2024 and signed by:

.....
Name: Mr Fred Katicha
Chair BOM
Date: 26/05/2025

.....
Name: Mrs Keshimpia Mwangi
School Principal/ Secretary to BOM
Date: 26/05/2025

.....
Name: Mrs Mary Githinji
Bursar/ Finance Officer
Date: 26/05/2025


PRINCIPAL
ST. GEORGE'S GIRLS' SECONDARY SCHOOL
P. O. Box 11635 - 00400.
NAIROBI.
TEL: 2719857

ST. GEORGE'S GIRLS' SECONDARY SCHOOL, NAIROBI
Annual Report and Financial Statements for the year ended 30th June 2024

7. Statement of Assets and Liabilities As At 30th June 2024


Description	Note	JUL 23 - JUN 24	JUL 22 - JUN 23
		Kshs	Kshs
Financial Assets			
Cash and cash equivalents			
Bank balances	10	21,661,793.00	3,092,435.29
Cash balances	11	273,337.00	100,954.96
Short term investments	12	-	-
Total cash and cash equivalent		21,935,130.00	3,193,390.25
Account's receivables	13	36,769,518.00	36,568,725.97
Total financial assets (a)		58,704,648.00	39,762,116.22
Financial liabilities			
Accounts payables	14	13,949,592.00	51,478,900.67
Total Financial Liabilities (b)		13,949,592.00	51,478,900.67
Net financial assets (a-b)		44,755,056.00	(11,716,784.45)
Represented by			
Accumulated fund b/fwd	15	(11,716,784.00)	14,142,994.07
Surplus/deficit for the year		56,471,840.00	(25,859,778.52)
Net Assets		44,755,056.00	(11,716,784.45)

The school's financial statements were approved on 11.07.2024 and signed by:



.....
Name: NJIR FRED KARIUA

Chair BOM

Date: 26/05/2025


.....
Name: MRS ASSUMPTA NWANGI
School Principal/ Secretary to
BOM

Date: 26/05/2025


.....
Name: MRS MARY GITHINJI

Bursar/ Finance Officer


Date: 26/05/2025


ST. GEORGE'S GIRLS' SECONDARY SCHOOL, NAIROBI
Annual Report and Financial Statements for the year ended 30th June 2024


8. Statement of Cash Flows for the Year Ended 30th June 2024

Description	Note	JUL 23 - JUN 24	JUL 22 - JUN 23
		Kshs	Kshs
Cash from Operating Activities			
Receipts			
Government grants for tuition	-	4,846,902.00	4,985,132.00
Government grants for operations	-	24,523,928.00	22,113,343.55
Government grants for infrastructure	-	8,461,340.00	7,361,000.00
School fund income- parents contributions/ fees	-	235,995,903.00	196,742,428.72
Other income	-	33,262,902.00	34,529,041.90
Total receipts	-	307,090,975.00	265,730,946.17
Payments	-	-	-
Cash outflows for tuition	-	3,298,361.00	4,933,646.00
Cash outflows for operations	-	19,843,752.00	21,217,813.90
Cash outflows Boarding/lunch and school fund payment	-	229,470,870.00	198,588,366.68
Cash outflows Income Generating	-	46,795,581.00	38,749,992.45
Total payments	-	299,408,564.00	263,489,819.03
Net cash inflow/outflow from operating activities	-	7,682,411.00	2,241,127.14
-	-	-	-
Cash flow from investing activities	-	-	-
Acquisition of assets	-	(5,540,671.00)	(7,901,086.00)
Proceeds from sale of Assets	-	16,600,000.00	-
Proceeds from investments	-	-	-
Purchase of investments	-	-	-
Net cash inflow/outflows from investing activities	-	11,059,329.00	(7,901,086.00)
-	-	-	-
Cash flow from Financing activities	-	-	-
Proceeds from borrowings/ loans	18	-	-
Repayment of principal borrowings	-	-	-
Net cash inflow/outflow from financing activities	-	-	-
-	-	-	-
Net increase/decrease in cash and cash equivalent	-	18,741,740.00	(5,659,958.86)
Cash and cash equivalent at beginning of the FY	-	3,193,390.00	8,853,349.11
Cash and cash equivalent at end of the FY	-	21,935,130.00	3,193,390.25

The school's financial statements were approved on 11.07.2024 and signed by:


.....
Name: MR FRED KARIYA
Chair BOM
Date: 26/05/2025


.....
Name: MRS KEGUMBA MWANGI
School Principal/ Secretary to BOM
Date: 26/05/2025


.....
Name: MRS MARY CUTHBERT
Bursar/ Finance Officer
Date: 26/05/2025

PRINCIPAL
ST. GEORGE'S GIRLS' SECONDARY SCHOOL
P. O. Box 11635 - 00400.
NAIROBI.
TEL: 2719857

9. Statement Of Budgeted Versus Actual Amounts for The Year Ended 30th June 2024

Receipt/Expenses Item	Original Budget	Adjustments	Final Budget	Actual On Comparable Basis	% Of Utilization
	a	b	c=a+b	d	e=d/c %
	Kshs	Kshs	Kshs	Kshs	Kshs
Receipts					
<i>(1) Capitation Grant on Tuition</i>					
Reference Materials	-	-	-	-	0%
Exercise Books	-	-	-	-	0%
Laboratory Equipment	-	-	-	-	0%
Internal Exams	-	-	-	-	0%
Teaching / Learning Materials	4,846,902.00	-	4,846,902.00	4,846,902.00	100%
Exams And Assessment	-	-	-	-	0%
<i>(2) Capitation Grant on Operations</i>					
Personnel Emoluments	8,370,420.00	-	8,370,420.00	8,370,420.00	100%
Repairs And Maintenance	-	-	-	-	0%
Local Transport / Travelling	1,520,564.00	-	1,520,564.00	1,520,564.00	100%
Electricity, Water and Conservancy	1,520,564.00	-	1,520,564.00	1,520,564.00	100%
Medical/Insurance	1,601,175.00	-	1,601,175.00	1,601,175.00	100%
Administration Costs	1,269,404.00	-	1,269,404.00	1,269,404.00	100%
Activity	1,780,460.00	-	1,780,460.00	1,780,460.00	100%
Gratuity	-	-	-	-	0%

Receipt/Expenses Item	Original Budget	Adjustments	Final Budget	Actual On Comparable Basis	% Of Utilization
	a	b	c=a+b	d	e=d/c %
	Kshs	Kshs	Kshs	Kshs	Kshs
3) FDSEfor infrastructure					
Maintenance &Improvement MoE	8,461,340.00	-	8,461,340.00	8,461,340.00	100%
M&I parents' contribution	-	-	-	-	0%
Economic Stimulus Programs	-	-	-	-	0%
Transition Infrastructure Grants	-	-	-	-	0%
Administration Block	-	-	-	-	0%
(4) Fees Charged on Parents		-			0%
Personnel Emoluments	30,414,795.00	(7,971,267.00)	22,443,528.00	22,443,528.00	100%
Repairs, Maintenance and Improvements	3,695,669.00	2,120,646.00	5,816,315.00	5,816,315.00	100%
Local Transport / Travelling	7,196,152.00	(629,411.00)	6,566,741.00	6,566,741.00	100%
Electricity, Water and Conservancy	11,633,653.00	(3,751,777.00)	7,881,876.00	7,881,876.00	100%
Medical Expenses	1,374,833.00	290,252.00	1,665,085.00	1,665,085.00	100%
Administration Costs	5,117,165.00	(2,464,604.00)	2,652,561.00	2,652,561.00	100%
Activity	7,258,186.00	1,165,458.00	8,423,644.00	8,423,644.00	100%
School Equipment & Stores	24,754,983.00	-	24,754,983.00	24,754,938.00	100%
Fee On Boarding Equipment and Stores	61,847,993.00	3,420,181.00	65,268,174.00	65,268,174.00	100%
5) Miscellaneous Income					#DIV/0!
Bakery (Sch Fund)	12,543,956.00	-	12,543,956.00	12,543,956.00	100%
Rent income (Sch Fund)	9,330,000.00	-	9,330,000.00	9,329,571.00	100%
Income From Farming Activities	115,000.00	-	115,000.00	111,300.00	97%
Infrastructure Development	6,400,000.00	-	6,400,000.00	6,354,678.00	99%
Initial Equipment Fund	9,135,035.00	-	9,135,035.00	9,135,035.00	100%

ST. GEORGE'S GIRLS' SECONDARY SCHOOL, NAIROBI

Annual Report and Financial Statements for the year ended 30th June 2024

Receipt/Expenses Item	Original Budget	Adjustments	Final Budget	Actual On Comparable Basis	% Of Utilization
	a	b	c=a+b	d	e=d/c %
	Kshs	Kshs	Kshs	Kshs	Kshs
Income From Sale of an Asset	17,000,000.00	(400,000.00)	16,600,000.00	16,600,000.00	100%
Fee For Hire of Facilities	27,800,000.00	(308,478.00)	27,491,522.00	27,491,522.00	100%
Income From Bakery	16,176,362.00	-	16,176,362.00	16,176,362.00	100%
Income From Tuckshop	15,050,240.00	-	15,050,240.00	15,050,240.00	100%
Total Income	296,214,851.00	(8,529,000.00)	287,685,851.00	287,636,355.00	100%
(6) Expenditure For Tuition					
Textbooks	-	-	-	-	0%
Reference Materials	-	-	-	-	0%
Exercise Books	-	-	-	-	0%
Laboratory Equipment	-	-	-	-	0%
Internal Exams	-	-	-	-	0%
Teaching / Learning Materials	4,846,902.00	-	4,846,902.00	3,295,766.00	68%
Chalks	-	-	-	-	0%
Exams And Assessment	-	-	-	-	0%
Teachers Guides	-	-	-	-	0%
Administration Costs	-	-	-	-	0%
Bank Charges	2,595.00	-	2,595.00	2,595.00	100%
		-			
(7) Expenditure For Operations					
Personnel Emoluments	8,370,420.00	-	8,370,420.00	7,129,185.00	85%
Repairs, Maintenance & Improvements	-	-	-	-	0%
Local Transport / Travelling	1,520,564.00	-	1,520,564.00	614,873.00	40%

Receipt/Expenses Item	Original Budget	Adjustments	Final Budget	Actual On Comparable Basis	% Of Utilization
	a	b	c=a+b	d	e=d/c %
	Kshs	Kshs	Kshs	Kshs	Kshs
Electricity, Water and Conservancy	1,520,564.00	-	1,520,564.00	2,259,092.00	149%
Medical	1,601,175.00	-	1,601,175.00	164,820.00	10%
Administration Costs	1,269,404.00	-	1,269,404.00	1,139,292.00	90%
Activity Expenses	1,780,460.00	-	1,780,460.00	75,150.00	4%
Gratuity	-	-	-	-	0%
SMASSE	-	-	-	-	0%
(8) Expenditure For infrastructure					
Construction of classrooms	789,281.00	-	789,281.00	789,281.00	100%
Construction of Borehole	-	-	-	-	0%
Construction of dorm/ablution block	7,972,059.00	-	7,972,059.00	4,749,240.00	60%
Purchase of furniture	-	-	-	-	0%
Purchase of equipment	-	-	-	-	0%
Purchase of machinery	-	-	-	-	0%
Bank Charges	2,150.00	-	2,150.00	2,150.00	100%
(9) Expenditure For school fund/lunch/boarding					
Personnel Emoluments	30,414,795.00	(10,335,267.00)	20,079,528.00	19,311,849.00	96%
Repairs, Maintenance and Improvements	3,695,669.00	2,120,646.00	5,816,315.00	5,216,415.00	90%
Local Transport / Travelling	7,196,152.00	(629,411.00)	6,566,741.00	6,457,903.00	98%
Electricity, Water and Conservancy	11,633,653.00	(3,751,777.00)	7,881,876.00	10,799,696.00	137%
Medical Expenses	1,374,833.00	290,252.00	1,665,085.00	380,737.00	23%

ST. GEORGE'S GIRLS' SECONDARY SCHOOL, NAIROBI

Annual Report and Financial Statements for the year ended 30th June 2024

Receipt/Expenses Item	Original Budget	Adjustments	Final Budget	Actual On Comparable Basis	% Of Utilization
	a	b	c=a+b	d	e=d/c %
	Kshs	Kshs	Kshs	Kshs	Kshs
Administration Costs	5,117,165.00	(150,604.00)	4,966,561.00	4,504,778.00	91%
Activity	7,258,186.00	1,165,458.00	8,423,644.00	3,520,030.00	42%
Bakery (Sch. Fund)	12,544,000.00	-	12,544,000.00	17,664,446.00	141%
ICT Infrastructure	10,724,000.00	-	10,724,000.00	10,723,823.00	100%
Initial Equipment Fund	3,411,340.00	-	3,411,340.00	3,411,340.00	100%
Development of Dorm	5,335,889.00	-	5,335,889.00	5,335,889.00	100%
Boarding Equipment and Stores	61,847,993.00	3,420,181.00	65,268,174.00	62,084,374.00	95%
Rent Expenses (School Fund)	2,598,082.00	-	2,598,082.00	2,598,082.00	100%
Accommodation & other Costs	20,206,732.00	-	20,206,732.00	20,206,732.00	100%
Expenditure For Income Generating Activity	37,014,143.00	-	37,014,143.00	47,006,393.00	127%
Insurance Costs	-	-	-	-	0%
Other Expenses On Investments	-	-	-	-	0%
Rent Expenses Inc Gen	12,664,352.00	-	12,664,352.00	12,664,362.00	100%
Bank Charges	20,316.00	-	20,316.00	20,316.00	100%
Loan Interest Repayment	-	-	-	-	0%
Loan Principal Repayment	-	-	-	-	0%
Totals	262,732,874.00	(7,870,522.00)	254,862,352.00	252,128,609.00	99%

Notes on Budget Variations

Expenditure on all Voteheads in both Tuition and Operations Accounts are underutilized apart from Electricity Water & Conservancy which is over utilized. Due to:-

1. The Government Grant of both Tuition and operation was received on 21st June, 2024 and was not utilized by 30th June, 2024.
2. Electricity and Water votehead in both Operation and School fund was over Utilized due to high Water and Electricity bills caused by additional facilities E.g construction Ablution block and a cold room respectively.

School Fund and Income Generating Activities

1. Both Bakery and Income generating voteheads increase of foodstuff prices caused overutilization e.g Sugar price from 8,800 to 12,800, Bakery Flour,
2. Activity underutilization is due to reduced activities by both the School and the Ministry of Education.

The school did not buy Games Equipment in the year.

3. Medical funds were under-utilized due to majority of students being paid for by NHIF.

10. Significant Accounting Policies

The principal accounting policies adopted in the preparation of these financial statements are set out below:

1. Statement of compliance and basis of preparation

The financial statements have been prepared in accordance with and comply with International Public Sector Accounting Standards (IPSAS) with particular emphasis on Cash Basis Financial Reporting under the Cash Basis of Accounting and applicable government legislations and regulations. The financial statements comply with and conform to the form of presentation prescribed by the Public Sector Accounting Standards Board of Kenya.

This cash basis of accounting has been supplemented with accounting for; a) receivables that include school fees from parents, imprest, salary advances and other receivables and b) payables that include deposits and retentions and payables from operations.

The financial statements are presented in Kenya Shillings, which is the functional and reporting currency of the *school*, and all values are rounded to the nearest Kenya Shilling (Kshs). The accounting policies adopted have been consistently applied to all the years presented.

2. Recognition of receipts and payments

The *school* recognises all receipts from various sources when the event occurs, and the related cash has been received by the *school*. In addition, the *school* recognises all expenses when the event occurs, and the related cash has been paid out by the *school*. Income arising from school fees is recognised when the event occurs whether cash is received or not. Expenditure arising from operations is recognised when the event occurs irrespective of receipt of cash.

3. In-kind contributions

In-kind contributions are donations that are made to the *school* in the form of actual goods and/or services rather than in money or cash terms. These donations may include vehicles, equipment, or personnel services. Where the financial value received for in-kind contributions can be reliably determined, the *school* includes such value in the statement of receipts and payments both as a receipt and as a payment in equal and opposite amounts; otherwise, the contribution is not recorded.

4. Cash and cash equivalents

Cash and cash equivalents comprise cash on hand and cash at bank, short-term deposits on call, and highly liquid investments with an original maturity of three months or less, which are readily convertible to known amounts of cash and are subject to an insignificant risk of changes in value. Bank account balances include amounts held at various financial institutions at the end of the financial year.

5. Accounts Receivable

For the purposes of these financial statements, imprests and advances to authorised public officers and/or institutions which were not surrendered or accounted for at the end of the financial year are treated as receivables. Accounts receivables also include school fees billed to parents for services rendered but not paid. This is an enhancement to the cash accounting policy. Other accounts receivables are disclosed in the financial statements.

6. Accounts Payable

For the purposes of these financial statements, deposits, and retentions held on behalf of third parties have been recognized as accounts payables. This is in recognition of the government practice of retaining a portion of contracted services and works pending the fulfilment of obligations by the contractor and to hold deposits on behalf of third parties. Payables also include expenditures incurred for the purchase of goods, works and services that have been rendered and not settled. This is an enhancement to the cash accounting policy adopted for public secondary schools. Other liabilities are disclosed in the financial statements.

7. Non-current assets

Non-current assets are expensed at the time of acquisition while disposal proceeds are recognized as receipts at the time of disposal. However, the acquisitions and disposals are reflected in the school fixed asset register a summary of which is provided as a memorandum to these financial statements.

8. Budget

The budget is developed on the same accounting basis (cash basis), the same accounts classification basis, and for the same period as the financial statements. The *school's* budget was approved by the School Board of Management. A comparison of the actual performance against the comparable budget for the financial year under review has been included in the financial statements.

9. Comparative figures

Where necessary comparative figures for the previous financial year have been amended or reconfigured to conform to the required changes in presentation.

10. Subsequent events

There have been no events subsequent to the financial year end with a significant impact on the financial statements for the year ended 30th June 2024.

11. Notes To the Financial Statements**1 Government Grants for Tuition**

Description	JUL 23 - JUN 24	JUL 22 - JUN 23
	Kshs	Kshs
Reference Materials	-	-
Exercise Books	-	-
Laboratory Equipment	-	-
Internal Exams	-	-
Teaching / Learning Materials	4,846,902.00	4,985,132.00
Others (specify)*	-	-
Total	4,846,902.00	4,985,132.00

2 Government Grants for Operations

Description	JUL 23 - JUN 24	JUL 22 - JUN 23
	Kshs	Kshs
Personnel Emoluments	8,370,420.00	8,806,926.84
Repairs And Maintenance	-	-
Local Transport / Travelling	1,520,564.00	1,591,911.02
Electricity And Water	1,520,564.00	1,591,911.02
Medical	1,601,175.00	359,002.12
Administration Costs	1,269,404.00	1,330,661.43
Activity	1,780,460.00	1,071,929.24
Maintainance Improvement Fund	8,461,340.00	7,361,001.88
Total	24,523,927.00	22,113,343.55

3 Government Grants for infrastructure

Description	JUL 23 - JUN 24	JUL 22 - JUN 23
	Kshs	Kshs
Maintenance & Improvement	8,461,340.00	7,361,000.00
Transition infrastructure grants	-	-
Administration Block	-	-
Economic stimulus grants	-	-
Other (specify)(NGCDF and County govt.	-	-
Total	8,461,340.00	7,361,000.00

4 School Fund Income - Parents Contribution/Fees

Description	JUL 23 - JUN 24	JUL 22 - JUN 23
	Kshs	Kshs
Personnel emoluments	22,443,528.00	24,557,687.76
Repairs and maintenance	5,816,315.00	5,615,868.82
Local transport / travelling	6,566,741.00	6,304,595.20
Electricity and water	7,881,876.00	8,296,578.22
Medical	1,665,085.00	732,835.21
Administration costs	2,651,561.00	2,990,924.22
Activity	8,423,644.00	6,993,592.20
Fee on Boarding Equipment and stores	65,268,174.00	65,021,804.52
School Equipment and Stores	24,754,939.00	10,961,668.10
Initial Equipment Fund	9,135,035.00	11,027,057.00
ICT Infrastructure	10,723,823.00	15,459,314.56
PTA Academic Programme	5,864,651.00	5,075,017.00
Total	171,195,372.00	163,036,942.81

5 Miscellaneous Incomes

Description	JUL 23 - JUN 24	JUL 22 - JUN 23
	Kshs	Kshs
Rent Income	9,329,571.00	3,620.00
Rent Income (Income Gen)	4,771,927.00	4,044,894.00
Income From Farming Activities	111,300.00	550,380.00
Income From Farming Activities (Income Gen)	35,500.00	230,885.00
Tuck Shop	15,050,240.00	14,333,298.90
Bakery	12,543,956.00	-
Bakery (Income Gen)	3,632,406.00	4,734,350.00
Infrastructure Development	6,354,678.00	-
University Registration	-	184,000.80
Students ID	4,000.00	269,980.00
Income from Clubs and Societies	518,835.00	206,150.00
Bursary	696,137.00	32,941.60
Development Project - Dorm	12,556,732.00	28,659,879.07
Development Project - Dorm (Income Gen)	139,213.00	5,688,917.00
Students Welfare	237,175.00	138,060.00
Accomodation	23,906,952.00	21,420,851.00
Accomodation (Income Gen)	3,584,570.00	1,115,272.00
Breakages and Losses	-	1,910.00
Sale of Assets	16,600,000.00	-
Total	110,073,192.00	81,615,389.37

6 Tuition

Description	JUL 23 - JUN 24	JUL 22 - JUN 23
	Kshs	Kshs
Exercise Books	-	-
Textbooks	-	-
Reference materials	-	-
Laboratory Equipment	-	-
Teaching / Learning Materials	3,295,766.00	4,929,971.00
Exams And Assessment	-	-
Teachers Guides	-	-
Bank Charges	2,595.00	3,675.00
Others (specify)	-	-
Total	3,298,361.00	4,933,646.00

7 Operations

Description	JUL 23 - JUN 24	JUL 22 - JUN 23
	Kshs	Kshs
Personnel Emoluments	7,129,185.00	7,731,630.70
Service Gratuity	-	-
Administration Cost	1,139,292.00	2,301,025.80
Repairs And Maintenance & Improvements	-	-
Local Transport / Travelling	614,873.00	457,261.00
Electricity And Water	2,259,092.00	2,842,017.40
Medical	164,820.00	171,019.00
Activity Expenses	75,150.00	353,860.00
Bank Charges	-	-
Maintenance Improvement Fund	8,461,340.00	7,361,000.00
Total	19,843,752.00	21,217,813.90

8 Infrastructure

Description	JUL 23 - JUN 24	JUL 22 - JUN 23
	Kshs	Kshs
Construction of Classrooms	789,281.00	160,000.00
Construction of laboratory	-	-
Construction of Dormitory	4,749,240.00	7,736,691.00
Purchase of furniture	-	-
Purchase of equipment	-	-
Purchase of apparatus	-	-
Construction of Ablution Block	-	-
Bank Charges	2,150.00	4,395.00
Total	5,540,671.00	7,901,086.00

9 Boarding And School Fund

Description	JUL 23 - JUN 24	JUL 22 - JUN 23
	Kshs	Kshs
Personnel Emoluments	19,311,849.00	20,444,814.80
Repairs And Maintenance & Improvements	5,216,415.00	4,104,218.30
Local Transport / Travelling	6,457,903.00	6,624,305.35
Electricity And Water	10,799,696.00	11,957,641.60
Medical Expenses	380,737.00	326,409.40
Administration Costs	4,504,778.00	3,419,657.65
Activity	3,530,030.00	6,932,388.00
School Equipment and Stores	24,122,001.00	20,557,394.00
Initial Equipment Fund	3,411,340.00	13,584,479.00
ICT Infrastructure	3,955,126.00	7,184,592.90
Student ID	-	404,250.00
Bank Charges	20,316.00	22,067.65
Fee On Boarding Equipment and Stores	62,084,374.00	60,675,114.50
Bursary	529,000.00	-
Development Project - Dorm	5,335,889.00	22,976,849.60
Development Project - Dorm (Income Gen)	5,748,360.00	12,576,685.20
Rent Expenses	2,598,082.00	24,367,600.15
Rent Expenses (Income Gen)	12,664,362.00	236,343.40
Bakery	17,664,446.00	-
Bakery (Income Gen)	4,594,440.00	4,016,500.00
Tuck Shop	11,349,469.00	13,329,306.80
Clubs and Societies	416,000.00	544,088.00
Students Welfare	360,000.00	165,000.00
Farm	580,000.00	287,220.00
Farm (Income Gen)	239,000.00	445,200.00
Accommodation	15,661,732.00	26,110,576.10
Accommodation (Income Gen)	4,937,999.00	2,902,739.40
University Registration	-	184,000.00
PTA Academic Programme	7,472,765.00	5,221,150.00
Bank Loan	-	1,318,448.55
Total	233,946,109.00	270,919,040.35

10 Bank Accounts

ST. GEORGE'S GIRLS' SECONDARY SCHOOL, NAIROBI

Annual Report and Financial Statements for the year ended 30th June 2024

Account Name & Currency	Status	Bank Account Number	JUL 23 - JUN 24	JUL 22 - JUN 23
	Active/Dormant		Kshs	Kshs
KCB - Tuition Account	Active	1172853444	1,617,268.00	68,727.55
KCB - Operations Account	Active	1172853762	5,577,824.00	897,647.40
KCB - School Fund Account/Bo	Active	1172853126	4,604,589.00	715,452.56
CO-OP Bank - School Fees Coll	Active	01129123266000	2,694,521.00	189,715.48
KCB - Income Generating Accou	Active	1252308582	4,241,394.00	1,215,364.35
KCB - Infrastructural Account	Active	1214937942	2,926,197.00	5,527.95
Total	0	0	21,661,793.00	3,092,435.29

11 Cash In Hand

Description	JUL 23 - JUN 24	JUL 22 - JUN 23
	Kshs	Kshs
School Fund Account	139,094.00	8,002.96
Income Generating Account	134,243.00	92,952.00
Total	273,337.00	100,954.96

12 Short Term Investments

Description	JUL 23 - JUN 24	JUL 22 - JUN 23
	Kshs	Kshs
Cooperative Shares	-	-
Treasury Bills	-	-
Fixed Deposit accounts	-	-
Other Investments	-	-
Total	-	-

13 Accounts Receivable

Description	JUL 23 - JUN 24	JUL 22 - JUN 23
	Kshs	Kshs
Fees Arrears	27,468,843.00	23,376,699.97
Other Non-Fees Receivables		
Accommodation (list/schedule attached)	6,744,538.00	13,192,026.00
Bus Hire(Lt&t)	1,203,110.00	-
Bakery (List Attached)	1,254,783.00	-
Rent arrears (list/schedule attached)	98,244.00	-
Total	36,769,518.00	36,568,725.97

13 b) Ageing Analysis of Accounts Receivable

Description	JUL 23 - JUN 24		JUL 22 - JUN 23	
	Kshs		Kshs	
	Current FY	% of the total	Comparative FY	% of the total
Less than 1 year	20,036,616.00	54%	27,352,671.60	75%
Between 1- 2 years	10,182,819.00	28%	533,306.00	1%
Between 2-3 years	1,710,449.00	5%	3,843,114.24	11%
Over 3 years	4,839,634.00	13%	4,839,634.13	13%
Total (should tie to note 13 a)	36,769,518.00	100%	36,568,725.97	100%

14 Accounts Payable

Description	JUL 23 - JUN 24	JUL 22 - JUN 23
	Kshs	Kshs
Trade Creditors (See Ageing Below and Appendix	9,588,500.00	46,961,607.65
Prepaid Fees	4,361,092.00	4,517,293.02
Retention Monies	-	-
Unpaid salaries and statutory deductions	-	-
Caution money	-	-
Other payables (<i>specify</i>)	-	-
Total	13,949,592.00	51,478,900.67

14a. Ageing Analysis of Accounts Payable

Description	JUL 23 - JUN 24		JUL 22 - JUN 23	
	Kshs		Kshs	
	Current FY	% of the total	Comparative FY	% of the total
Less than 1 year	8,748,125.00	91%	46,121,232.65	98%
Between 1- 2 years	-	0%	-	0%
Between 2-3 years	-	0%	-	0%
Over 3 years	840,375.00	9%	840,375.00	2%
Total (should tie to note 14)	9,588,500.00	100%	46,961,607.65	100%

15 Fund Balance Brought Forward

Description	JUL 23 - JUN 24	JUL 22 - JUN 23
	Kshs	Kshs
Bank Balances	3,092,435.29	8,752,389.00
Cash Balances	100,954.96	100,960.11
Short Term Investments	-	-
Receivables	36,568,725.97	19,379,569.06
Payables	51,478,900.67	14,089,924.10
Total	(11,716,784.45)	14,142,994.07

ST. GEORGE'S GIRLS' SECONDARY SCHOOL, NAIROBI
Annual Report and Financial Statements for the year ended 30th June 2024

Other important disclosure notes

IPSAS Cash Standard encourages an entity to disclose accrual-related information in relation to an entity's assets and liabilities. The notes outlined below are disclosure notes in relation to the school's non-financial assets and liabilities.

16 Non-current Liabilities Summary

Description	Insert Current FY	Insert Comparative FY
	Kshs	Kshs
Bank Loans	0	0
Outstanding Leases	0	0
Hire Purchase	0	0
Gratuity And Leave Provision	0	0
Others (specify)	0	0
Total	0	0

17 Biological assets

Description	Numbers	Insert Current FY	Insert Comparative FY
		Kshs	Kshs
Cattle		0	0
Goats		0	0
Trees	75	1,125,000	780,000
Coffee Or Tea Plantation		0	0
34Poultry	360	180,000	152,500
Others (specify)			
Total	435	1,305,000	932,500

18 Borrowings

Description	Kshs	Kshs
Borrowings at beginning of the year	0	0
Borrowings during the year	0	0
Repayments during the year	(0)	(0)
Balance at the end of the year	0	0

ST. GEORGE'S GIRLS' SECONDARY SCHOOL, NAIROBI
Annual Report and Financial Statements for the year ended 30th June 2024

Other important disclosure notes

19 Stock/ Inventory


Description	Insert Current 2023/2024	Insert Comparative 2022/2023
	Kshs	Kshs
Food stuffs	8,874,999	5,147,425
Lab consumables	2,551,959	2,523,005
Farm produce	23,100	0
Medication	95,811	148,234
Stationery & Exercise Books	3,778,885	2,782,936
Cleaning Materials	295,864	116,912
Others (specify)	0	0
	15,620,618	10,718,512

ST. GEORGE'S GIRLS' SECONDARY SCHOOL, NAIROBI
Annual Report and Financial Statements for the year ended 30th June 2024

20 Progress On Follow Up of Auditor Recommendations

The following is the summary of issues raised by the external auditor, and management comments that were provided to the auditor.

Ref No.	Issue / Observations from Auditor	Management comments	Status: (Resolved / Not Resolved)	Timeframe: (Put a date when you expect the issue to be resolved)



 Sign and Date 26/05/2025
 Principal

PRINCIPAL
 ST. GEORGE'S GIRLS' SECONDARY SCHOOL
 P. O. Box 11635 - 00400.
 NAIROBI.
 TEL: 2719857

12. Annexes

Annex I - Analysis of Pending Accounts Payable

Supplier Of Goods Or Services	Original Amount	Date Contracted	Amount Paid To-Date	Outstanding Balance Current 2024	Outstanding Balance Comparative 2023	Comments
	A	b	C	d=a-c		
	Kshs	Kshs	Kshs	Kshs	Kshs	
Annex Superlinks Investment	2,429,762.00	07/01/2023	1,906,578.00	523,184.00	263,187.00	
Bake Wave Limited	66,758.00	31/08/2023	51,040.00	15,718.00	-	
Belea Pharmacy Ltd	408,535.00	07/01/2023	275,232.00	133,303.00	-	
Brookside Dairy Ltd	584,880.00	07/01/2023	440,400.00	144,480.00	-	
Conso Holdings Ltd	772,415.00	07/01/2023	690,500.00	81,915.00	-	
Dannykam Agencies	12,200,475.00	07/01/2023	11,357,515.00	842,960.00	3,632,750.00	
Dee Exe Investments	3,640,730.00	07/01/2023	3,395,162.00	245,568.00	-	
Efficacy Nest	8,751,550.00	07/01/2023	6,042,900.00	2,708,650.00	1,296,075.00	
Gichimbo Enterprises Ltd	2,118,128.00	07/01/2023	2,113,878.00	4,250.00	4,468,774.00	
Hwathi Ltd	2,014,500.00	07/01/2023	1,950,500.00	64,000.00	542,500.00	
Joy Bubbles Traders	551,200.00	01/12/2023	535,600.00	15,600.00	-	
Kinangop Dairy Ltd	3,061,494.00	07/01/2023	2,698,302.00	363,192.00	279,864.00	
Little Acres Farms	31,178,785.00	07/01/2023	28,420,155.00	2,758,630.00	10,759,570.00	
Mill Bakers Limited	78,650.00	19/06/2024	-	78,650.00	-	
Minazi Apparel	448,350.00	07/01/2023	415,150.00	33,200.00	100,700.00	
Pin Point Hygiene Services Ltd	508,792.00	07/01/2023	431,072.00	77,720.00	189,000.00	
Sammary Enterprises	1,424,920.00	07/01/2023	1,403,920.00	21,000.00	830,000.00	
Stewan Computer Garage Ltd	2,454,213.00	07/01/2023	2,106,213.00	348,000.00	588,500.00	
Tadashi Investments	402,000.00	30/10/2023	391,500.00	10,500.00	-	
Thandi General Merchants	3,310,895.00	07/01/2023	3,041,290.00	269,605.00	-	
Zims Nuts	56,000.00	07/01/2023	48,000.00	8,000.00	-	

ST. GEORGE'S GIRLS' SECONDARY SCHOOL, NAIROBI

Annual Report and Financial Statements for the year ended 30th June 2024

Supplier Of Goods Or Services	Original Amount	Date Contracted	Amount Paid To-Date	Outstanding Balance Current 2024	Outstanding Balance Comparative 2023	Comments
	A	b	C	d=a-c		
	Kshs	Kshs	Kshs	Kshs	Kshs	
Central Scientific Supplies Ltd	315,000.00	07/01/2023	315,000.00	-	236,600.00	
Liquidium Enterprise Ltd					118,500.00	
Kidboss Uniforms Junction					177,580.00	
Axum Enterprises	462,200.00	07/01/2023	462,200.00	-	708,500.00	
Cimkan Enterprises	1,957,850.00	07/01/2023	1,957,850.00	-	2,838,640.00	
Elmat Network Agencies					1,687,545.00	
Fyne Pearl Foods Ltd	1,235,770.00	07/01/2023	1,235,770.00	-	72,000.00	
Gakama General Works				-	6,399,836.00	
Gasam Enterprises				-	690,200.00	
Gestetner Enterprises	1,743,200.00	07/01/2023	1,743,200.00	-	481,884.50	
Haporm Swift Logistics	32,928.00	07/01/2023	32,928.00	-	31,270.00	
Makchrishel Enterprises	1,715,175.00	07/01/2023	1,715,175.00	-	1,035,310.00	
Monsaro Agencies	340,553.00	07/01/2023	340,553.00	-	4,023,602.00	
Moonlink Enterprises				-	231,364.00	
Naivas Ltd	627,281.00	07/01/2023	627,281.00	-	14,226.00	
Nilux Africa				-	51,710.00	
Orient Publishers				-	62,000.00	
Pacific Stationers Ltd				-	293,553.00	
R.D. Enterprises				-	1,322,500.00	
Resmoth Agencies				-	2,153,500.00	
Rokuettes Ventures				-	111,300.00	
Arrow General Supplies					428,692.00	
TOTAL	84,892,989.00		76,144,864.00	8,748,125.00	46,121,232.50	

Notes on Budget Variations

Expenditure on all Voteheads in both Tuition and Operations Accounts are underutilized apart from Electricity Water & Conservancy which is over utilized. Due to:-

1. The Government Grant of both Tuition and operation was received on 21st June, 2024 and was not utilized by 30th June, 2024.
2. Electricity and Water votehead in both Operation and School fund was over Utilized due to high Water and Electricity bills caused by additional facilities E.g construction Ablution block and a cold room respectively.

School Fund and Income Generating Activities

1. Both Bakery and Income generating voteheads increase of foodstuff prices caused over-utilization e.g Sugar price from 8,800 to 12,800, Bakers Flour and cooking Flour. There was purchase of and additional machinery i.e Dough Mixer which caused additional supply of goods.
2. Activity under-utilization is due to reduced activities by both the School and the Ministry of Education.

ST. GEORGE'S GIRLS' SECONDARY SCHOOL, NAIROBI
Annual Report and Financial Statements for the year ended 30th June 2024

Annex 2 – Summary of Fixed Assets Register

Asset Class	Historical Cost b/f (Kshs) 1st July 2023	Additions during the year (Kshs)	Disposals / Depreciation during the year (Kshs)	Historical Cost c/f (Kshs) 30th June 2024
Land				
Buildings And Structures	807,669,824	0	16,500,000	791,169,824
Motor Vehicles	15,179,500	0	8,899,500	6,280,000
Office Equipment, Furniture and Fittings	49,510,504	2,030,000	0	51,540,504
Textbooks	15,203,730	13,900	0	15,217,630
ICT Equipment	6,697,450	1,260,220	612,100	7,345,570
Tools And Apparatus	12,750,282	0	0	12,750,282
Other Machinery and Equipment	5,390,390	747,100	0	6,137,490
Heritage And Cultural Assets	0	0	0	0
Intangible Assets- Soft Ware	390,000	0	0	390,000
Total	912,791,680	4,051,220	26,011,600	890,831,300

ST GEORGE'S GIRLS' SECONDARY SCHOOL

FEES DEBTS AS AT JUNE 2024

VOTEHEAD

KSHS

Boarding (BES)	8,602,927
Local Travel & Transport (LT&T)	192,093
Electricity Water & Conservancy (EWC)	323,378
Administrative Cost	86,816
Repair Maintenance & Improvement(RMI)	193,345
Activity	319,222
Medical	100,024
Personal Emolument (Salaries)	1,580,868
School Equipment n Stores (SES)	969,444
Initial Equipment Fund	53,283
ICT Infrastructure	271,902
Students ID	4,000
DEVELOPMENT PROJECT-DORM	485,569
Infrastructure Development	1,019,380
	14,202,251

ADM NO	NAME	Boarding	Local &	Electricity	Administ	Repair	Activity	Medical	Personal	School	Initial	ICT	Students	DEVELOP	Infrastructure	TOTAL
			Transport (LT&T)	Conservancy (EWC)	Cost	Maintenance & Improvement(RMI)			Enrolment (Salaries)	Enrolment Stores (SES)	Equipment	Infrastructure	ID	PROJECT-DORM	Development	
9895	LESLIE TIFFANY	1S	554	-	-	-	-	-	-	-	-	-	-	-	-	554
9940	NADIA RUBIA NELIMA	1S	-	-	-	-	-	-	-	-	-	-	-	-	954	954
9694	TERESIA WANJIRU	1S	-	-	-	-	-	-	-	-	-	-	-	-	1,954	1,954
9948	SASHA KAGEHA MBUNDA	1S	-	-	-	-	-	-	-	-	-	-	-	-	1,954	1,954
10088	HAPPINESS PAUL	1S	2,000	-	-	-	-	-	-	-	-	-	-	-	-	2,000
9719	MUTEMI EMERALD AMANI	1S	2,000	-	-	-	-	-	-	-	-	-	-	-	-	2,000
10106	BROOK DELIGHT OTIENO	1S	5,000	-	-	-	-	-	-	-	-	-	-	-	-	5,000
10151	KELSEY PRECIOUS MWANGI	1S	8,000	-	-	-	-	-	-	-	-	-	-	-	-	8,000
9827	GILO MAGDALENE	1S	-	-	-	-	-	-	-	-	-	-	-	-	8,954	8,954
10030	HAWI AMANI OKELLO	1S	-	-	-	-	-	-	-	-	-	-	-	-	9,000	9,000
10017	FRISAN NUROW SHEIK	1S	-	-	-	-	-	-	-	-	-	-	-	-	9,944	9,944
9786	HUQA GALICHA RUQIA	1S	-	-	-	-	-	-	-	-	-	-	-	-	9,954	9,954
10052	MAXINE JEBET KIPLAGAT	1S	10,954	-	-	-	-	-	-	-	-	-	-	-	-	10,954
10079	ZAIN SANYISA	1S	2,335	-	-	-	-	-	-	-	-	-	-	-	9,625	11,960
10070	MARSHA WANJERI NDEHI	1S	1,000	-	-	100	900	-	-	-	-	-	-	-	10,000	12,000
10206	SASHA SANAIPEI MASIKONJE	1S	12,000	-	-	-	-	-	-	-	-	-	-	-	-	12,000
10026	SHARLENE MUYUKA	1S	2,400	-	-	-	-	-	-	-	-	-	-	-	10,000	12,400
9884	SHEILA KEMUNTO NYANGENA	1S	4,036	(255)	(497)	-	-	(664)	-	(220)	-	-	-	-	10,000	12,400
9923	MOLLY GRACIER NALIKA	1S	11,954	-	-	-	-	-	-	-	-	-	-	-	2,000	13,954
9973	AREMO LAURA ASANTI	1S	6,999	-	-	-	-	-	-	-	-	-	-	-	10,000	16,999
10122	KIBIEGO ANGELIGAH CHEKORIR	1S	14,278	510	638	54	900	3,074	-	2,500	-	-	-	-	-	21,954
9675	MARGARET NJERI KAMAU	1S	14,278	(51)	(3,383)	100	900	(464)	-	574	-	-	-	-	10,000	21,954
10061	EMMA WAMBUI JOSIA	1S	13,900	-	-	-	-	-	-	-	-	-	-	-	10,000	23,900
10094	VENESA ACHIENG OKOTH	1S	14,278	510	638	100	900	3,074	-	2,500	-	-	-	-	10,000	32,000
10176	OYENGO SOPHIA MORAA	1S	24,278	510	638	100	900	3,074	-	2,500	-	-	-	-	-	32,000
10220	AYAK BOL KUANY	1S	14,278	510	638	100	900	3,074	-	2,500	-	-	-	-	10,000	32,000
10215	SIHAM ABDIRIZAK MOHAMED	1S	28,778	2,275	3,238	1,100	2,900	6,161	102	6,000	-	5,000	-	400	-	55,954
10001	BORIRE HOPE DORCAS NYAKERARIO	1W	-	-	-	-	-	-	29	-	-	-	-	-	-	29
10184	MICHELLE FAVOUR GABRIEL	1W	400	-	-	-	-	-	-	-	-	-	-	-	-	400
9806	CATRIN AUMA	1W	-	(51)	(817)	-	-	(464)	-	-	-	-	-	-	1,778	446
10060	OTIENO IMANI EMBURA	1W	954	-	-	-	-	-	-	-	-	-	-	-	-	954
9714	SABIRIN ALI MUHAMED	1W	1,954	-	-	-	-	-	-	-	-	-	-	-	-	1,954
10164	WANJIRU FORTUNE MUGURE	1W	2,000	-	-	-	-	-	-	-	-	-	-	-	-	2,000
9941	AMAAL YAHYE ALI	1W	2,000	-	-	-	-	-	-	-	-	-	-	-	-	2,000
9996	NATASHA NDUBI	1W	-	-	-	-	-	-	-	-	-	-	-	-	5,954	5,954
9768	MICHENI BERNICE WAIHIRA	1W	-	-	-	-	-	-	-	-	-	-	-	-	6,954	6,954
9849	CATHERINE WANGUI MWANGI	1W	-	-	-	-	-	-	-	-	-	-	-	-	7,000	7,000
9951	SHARLEEN WAMBOI NDUGIRE	1W	-	-	-	-	-	-	-	-	-	-	-	-	7,000	7,000
10155	NASRA HARED	1W	9,354	-	-	-	-	-	-	-	-	-	-	-	-	9,354
9706	ATHEN KIN MWANO	1W	-	-	-	-	-	-	-	-	-	-	-	-	10,000	10,000
9982	EMILY MUGURE MWANGI	1W	-	-	-	-	-	-	-	-	-	-	-	-	10,000	10,000
10022	OWITI KANTREL ATIENO	1W	454	-	-	-	-	-	-	-	-	-	-	-	10,000	10,454
10138	MUSIKO LAVINE ADHIAMBO	1W	3,152	(255)	(497)	-	-	-	-	-	-	-	-	-	10,000	12,400
9920	WANJIKU MARGARET WANGUI	1W	4,000	-	-	-	-	-	-	-	-	-	-	-	10,000	14,000
10095	OMARE KERUBO DORIS	1W	5,930	-	-	-	-	-	-	-	-	-	-	-	10,000	15,930
10038	GIVEAN NAISULA SAPAI	1W	5,954	-	-	-	-	-	-	-	-	-	-	-	10,000	15,954
10085	MASABA PHALYN NAMIKOYE	1W	6,554	-	-	-	-	-	-	-	-	-	-	-	10,000	16,554

ADM NO	NAME		Boarding (BES)	Local Travel & Transport (LT&T)	Electricity Water & Conservancy (EWC)	Administrative Cost	Repair Maintenance & Improvement (RMI)	Activity	Medical	Personal Emolument (Salaries)	School Equipment n Stores (SES)	Initial Equipment Fund	ICT Infrastructure	Students ID	DEVELOPMENT PROJECT-DORM	Infrastructure Development	TOTAL
10015	TRACY NJOKI MWAURA		1W	7,954	-	-	-	-	-	-	-	-	-	-	-	10,000	17,954
9837	KAUNDA LISASHELLY MANDERE		1W	14,278	310	638	900	3,074	-	2,500	-	-	-	-	-	-	21,700
9910	WINNY NYANCHAMA ANGWENYI		1W	14,278	510	638	54	900	3,074	2,500	-	-	-	-	-	-	21,954
9936	IMAN ANINDO MIDECHA		1W	14,278	510	638	100	900	3,074	2,500	-	-	-	-	-	-	22,000
10193	NASYEMA LESLIE ADONGO		1W	12,954	-	-	-	-	-	-	-	-	-	-	-	10,000	22,954
9845	KEZIAH NEKESA		1Y	-	(136)	-	-	-	-	-	-	-	-	-	-	490	354
10165	ADHIAMBO SHANTEL OTIENO		1Y	2,778	(255)	(497)	-	(72)	-	-	-	-	-	-	-	-	1,954
9822	GIANNA NDIKO NGARUIYA		1Y	1,954	-	-	-	-	-	-	-	-	-	-	-	-	1,954
10056	AMENYA LESLEY KERUBO		1Y	2,000	-	-	-	-	-	-	-	-	-	-	-	-	2,000
10210	OMONDI SUE GRAFAMES		1Y	-	-	-	-	-	-	-	-	-	-	-	-	2,000	2,000
9788	ANANDA WAIRIMU		1Y	2,000	-	-	-	-	-	-	-	-	-	-	-	-	2,000
9985	NATALY NJOKI WIRURI		1Y	-	-	-	-	-	-	-	-	-	-	-	-	2,354	2,354
10092	GEORGE ESTHER MUTHEU		1Y	3,954	-	-	-	-	-	-	-	-	-	-	-	-	3,954
10119	OTIENO ALYSA CAYLA		1Y	10,460	(255)	(3,587)	-	(664)	-	-	-	-	-	-	-	-	5,954
10128	KASSIM HUDA ABDIDAHIR		1Y	8,400	-	-	-	-	-	-	-	-	-	-	-	-	8,400
10047	SHIRLET KHALIFWA WEMELA		1Y	-	-	-	-	-	-	-	-	-	-	-	-	10,000	10,000
10153	SUMAYA GUIYEL CHEDA		1Y	10,000	-	-	-	-	-	-	-	-	-	-	-	-	10,000
9858	MICHELLE AGNES MANYI		1Y	1,954	-	-	-	-	-	-	-	-	-	-	-	10,000	11,954
9933	SHANTEL KERUBO MARIGA		1Y	5,000	-	-	-	-	-	-	-	-	-	-	-	10,000	15,000
10227	OMMALENGE MARYANN NYAMBURA		1Y	7,000	-	-	-	-	-	-	-	-	-	-	-	10,000	17,000
10039	PRINCESS GIANNA		1Y	17,954	-	-	-	-	-	-	-	-	-	-	-	-	17,954
10021	HOPE WANGUI BABU		1Y	11,954	-	-	-	-	-	-	-	-	-	-	-	10,000	21,954
10137	LINDA BLESSING ACHIENG		1Y	16,632	510	638	100	900	3,074	2,500	-	-	-	-	-	10,000	34,354
10201	SHERYL KEMUNTO ONTIRI		1Y	28,232	510	638	100	900	3,074	2,500	-	-	-	-	-	10,000	45,954
9357	TIFFANY NJERI NYAMBURA		2G	87	-	-	-	-	-	-	-	-	-	-	-	-	87
9222	PEACE AJUMA OCHAKA		2G	90	-	-	-	-	-	-	-	-	-	-	-	-	90
9254	KITHINJI SERENA MAKENA		2G	1,665	-	-	-	-	-	-	-	-	-	-	-	-	1,665
9428	STEPHANIE AYAKO		2G	5,400	-	-	-	-	-	-	-	-	-	-	-	-	5,400
9442	SYAYI STACY KHAYANGA		2G	7,409	-	-	-	-	-	-	-	-	-	-	-	-	7,409
9476	ODUOR PATIENCE SERENA		2G	442	-	-	-	-	-	-	-	-	-	-	-	-	442
9619	LILIAN WAVINYA JUMA		2G	7,625	-	-	-	-	-	1,175	-	-	-	-	8,000	-	8,800
9375	DANIELLA NGWIRI		2G	9,924	-	-	-	-	-	-	-	-	-	-	-	-	9,924
9398	MICHELLE ALIVITSA ILARUNA		2G	10,659	-	-	-	-	-	-	-	-	-	-	-	-	10,659
9554	OCHIENG ESTHER SIFA		2G	9,000	-	-	-	-	-	2,587	-	-	-	-	-	-	11,587
9109	NEEMA NDUTA GICHUI		2G	9,000	-	-	-	-	-	2,595	-	-	-	-	-	-	11,595
9404	NATSE LYN CLAREN MMBOGA		2G	14,634	-	-	-	-	-	-	-	-	-	-	-	-	14,634
9587	JANIA MBAVATI NYANZU		2G	15,000	-	-	-	-	-	-	-	-	-	-	-	-	15,000
9313	JACKLYN ATIENO ODUOR		2G	15,494	-	-	-	-	-	-	-	-	-	-	-	-	15,494
9179	BEYONCE ATIENO OMOLLO		2G	15,554	-	-	-	-	-	-	-	-	-	-	-	-	15,554
9269	SHANTAL WAIRIMU NJENGA		2G	20,175	-	-	-	-	-	153	-	-	-	-	-	-	20,328
10182	ISRO ABASS AHMED YARE		2G	15,628	510	638	100	900	3,074	2,500	-	-	-	-	-	-	23,350
9270	OPIYO BETHER AWITI		2G	24,126	-	-	-	-	-	-	-	-	-	-	-	-	24,126
9298	FAITH JERIDAH OPIYO		2G	22,787	-	-	-	-	-	2,600	-	-	-	-	-	-	25,387
9450	MUTSUNE ABBY APIYO		2G	19,400	-	-	-	-	-	-	-	-	-	-	8,000	-	27,400
10000	BAHJA MOHAMED MAALIM		2G	14,500	1,765	2,600	1,000	2,000	3,087	102	3,500	-	5,000	400	-	-	33,954
10000	NUJUGUNA JASMINE NYAMBURA		2G	14,500	1,765	2,600	1,000	2,000	3,087	102	3,500	-	5,000	400	-	-	33,954
10145	TAFF		2G	4,500	1,765	2,600	1,000	2,000	3,087	102	3,500	-	5,000	400	-	-	33,954

ADM NO	NAME		Boarding (BES)	Local Travel & Transport (LT&T)	Electricity Water & Conservancy (EWC)	Administrative Cost	Repair Maintenance & Improvement (RMI)	Activity	Medical	Personal Emolument (Salaries)	School Equipment Stores (SES)	Initial Equipment Fund	ICT Infrastructure	Students ID	DEVELOPMENT PROJECT-DORM	Infrastructure Development	TOTAL
9316	TIFFANY REHEMA MULINGE	2P	-	-	-	-	-	-	-	-	-	-	-	-	600	-	600
8560	LYNN MUTHONI IRUNGU	2P	1,400	-	-	-	-	-	-	-	-	-	-	-	-	-	1,400
9022	HOPE CHARLOTTE ROKI	2P	1,894	-	-	-	-	-	-	-	-	-	-	-	-	-	1,894
8671	NDIRA NAOMI ALINA	2P	6,600	-	-	-	-	-	-	-	-	-	-	-	-	-	6,600
8818	ADEN SOPHIA HASSAN	2P	7,454	-	-	-	-	-	-	-	-	-	-	-	-	-	7,454
8658	MARY NYAMBURA KARINGA	2P	9,000	(326)	(113)	-	-	(690)	-	1,628	-	-	-	-	-	-	9,499
8590	MELANNIE ALLYSON DANDE	2P	9,000	-	-	-	-	-	-	600	-	-	-	-	-	-	9,600
9465	GATERU CHARLENE GATHONI	2P	8,625	(196)	(317)	(168)	(295)	(890)	265	1,163	2,700	-	(1,000)	-	-	-	9,887
8436	THELMA MUTHONI KOGI	2P	9,941	-	-	-	-	-	-	-	-	-	-	-	-	-	9,941
8450	FAITH WANGUI GITHINJI	2P	10,040	-	-	-	-	-	-	-	-	-	-	-	-	-	10,040
8727	EDDAH BUYANSI SIMIYU	2P	15,157	-	-	-	-	-	-	-	-	-	-	-	-	-	15,157
8622	CHANTEL NYEVU KAZUNGU	2P	9,000	8	(113)	2	700	(690)	265	4,000	2,700	-	722	-	-	-	16,594
8763	PAULA ADUL KABARAKA	2P	9,000	940	1,500	400	700	1,000	300	4,000	2,700	-	1,000	-	-	-	21,540
8928	WAIRIMU KUBAI	2P	17,067	1,000	1,500	400	700	1,000	675	4,000	2,700	-	1,000	-	-	-	30,042
8474	KABETTA MARION ADEMA	2P	27,625	-	-	-	-	-	-	2,775	-	-	-	-	-	-	30,400
9075	ODIMA SHERYL ALROSE	2P	15,499	1,000	1,500	500	920	1,170	300	4,000	5,410	-	2,000	-	8,000	-	40,299
9098	CHEZELLE AKOSE CHISAINA	2P	15,625	1,000	1,500	500	920	1,170	675	4,000	5,410	-	2,000	-	8,000	-	40,800
9119	FRIEDA NAMUONJA	2P	16,000	1,000	1,500	500	920	1,170	300	4,000	5,410	-	2,000	-	8,000	-	40,800
8676	BUTIYA GETRAY ITUVULA	2P	17,909	-	2,265	-	-	400	-	10,000	8,110	-	3,000	-	-	-	41,684
8820	ARLENE E CONNIE ANYANGO	2P	28,000	1,000	1,500	400	700	1,000	300	6,804	2,700	-	1,000	-	-	-	43,404
9050	JANET ATIENO OCHIENG	2P	28,000	200	1,500	-	-	1,000	-	9,194	2,700	-	1,000	-	-	-	43,594
8787	GLORIA ATIENO ONYANGO	2P	28,000	2,000	3,000	900	1,620	2,170	975	10,000	8,110	-	3,000	-	-	-	59,775
8408	JOY MWETHYA KIMANZI	2P	28,000	2,000	3,000	900	1,620	2,170	975	10,000	14,110	-	3,000	-	-	-	65,775
8884	MOENGA MARY NYAMOITA	2P	28,000	2,000	3,000	900	1,620	2,170	975	10,000	8,110	-	3,000	-	-	-	59,775
8860	TRACY OBONYO NYAKUNDI	2R	14	-	-	-	-	-	-	-	-	-	-	-	-	-	14
8546	FANAKA WOKA	2R	57	-	-	-	-	-	-	-	-	-	-	-	-	-	57
8499	MAINA EMMANUELLA MUTHONI	2R	640	-	-	-	-	-	-	-	-	-	-	-	-	-	640
8829	KORIR SHANIZ JEPKOSGEI	2R	730	-	-	-	-	-	-	-	-	-	-	-	-	-	730
8492	MUTUNGA BRENDA MUTHEU	2R	1,168	-	-	-	-	-	-	-	-	-	-	-	-	-	1,168
8971	KEASHA WAMBUI KARANJA	2R	1,594	-	-	-	-	-	-	-	-	-	-	-	-	-	1,594
8601	LILIAN NYAMBURA MUNENE	2R	5,400	-	-	-	-	-	-	-	-	-	-	-	-	-	5,400
9612	GUMATO BONAYA KUNNI	2R	18,062	8	(113)	2	700	(690)	265	(1,604)	(406)	(5,000)	(1,000)	-	(10,000)	5,375	5,600
8610	MURIMI IVY WANGU	2R	6,604	-	-	-	-	-	-	-	-	-	-	-	-	-	6,604
8639	SHIRLEY BOSIBORI NYAMORI	2R	7,554	-	-	-	-	-	-	-	-	-	-	-	-	-	7,554
9029	CYNTHIA KHAENDE	2R	8,354	-	-	-	-	-	-	-	-	-	-	-	-	-	8,354
8669	MICHELLE MUENI MATHITU	2R	9,321	-	-	-	-	-	-	-	-	-	-	-	-	-	9,321
8760	FAITH JEBICHII KIPCHUMBA	2R	9,640	-	-	-	-	-	-	-	-	-	-	-	-	-	9,640
8642	SHARON NDUNGWA KITAVI	2R	10,044	-	-	-	-	-	-	-	-	-	-	-	-	-	10,044
8769	SHONELLE MORAA OMBOGA	2R	9,000	-	-	-	-	-	-	2,600	-	-	-	-	-	-	11,600
8481	PORTIA HANA ORATA	2R	13,320	-	-	-	-	-	-	-	-	-	-	-	-	-	13,320
9052	IKRAN ABDULLAHI DIIS	2R	16,144	-	-	-	-	-	-	-	-	-	-	-	-	-	16,144
8803	INDIKA ESTHER TAMARA	2R	16,967	-	-	-	-	-	-	-	-	-	-	-	-	-	16,967
8448	YVONNE INYELE AJAH	2R	18,600	-	-	-	-	-	-	400	-	-	-	-	-	-	19,000
8582	OTIENO BARBARA AMONDI	2R	14,194	-	-	-	-	-	-	4,000	1,806	-	-	-	-	-	20,000
8	OBUYA GIFT ELIZABETH	2R	20,190	-	-	-	-	-	-	-	-	-	-	-	-	-	20,190
8710	MUNIRA IBRAHIM	2R	9,000	1,000	1,500	400	700	1,000	300	4,000	2,700	-	1,000	-	-	-	21,600
26	PEA A	2R	7,175	1,000	1,500	10	100	1,000	300	1,330	2,700	-	-	-	(17,000)	-	22,775

ADM NO	NAME	Boarding	Local	Electricity	Administ	Repair	Activity	Medical	Personal	School	Initial	ICT	Students	DEVELOPM	Infrastructure	TOTAL	
			Transport (LT&T)	Conservancy (EWC)	Cost	e & Improvement(RMI)			Eligibility (Salaries)	Entertainment Stores (SES)	Education Fund	Information	ID	PROJECT-DORM	Development		
8310	ODUOR LEAH AKINYI	3S	4,873	8	(113)	2	700	(690)	265	397	(406)	-	(1,000)	-	-	-	4,036
8515	TYRA ACHIENG OMONDI	3S	6,600	-	-	-	-	-	-	-	-	-	-	-	-	-	6,600
8340	SULTAN ADAN ABDULLAHI	3S	9,000	8	(113)	2	700	(690)	265	978	(406)	-	(1,000)	-	-	-	8,744
8379	DOREEN CHEPKEMOI SANG	3S	-	-	-	-	-	-	-	9,600	-	-	-	-	-	-	9,600
8334	THERESIA MWELU	3S	11,400	-	-	-	-	-	-	-	-	-	-	-	-	-	11,400
8495	GABRIELLA GATOTO WARUGURU	3S	18,625	(1,326)	(1,613)	(398)	-	(1,690)	(35)	6,000	2,291	-	(4,000)	-	-	-	17,854
8344	OUMA TYRA PENINAH	3S	20,359	-	-	-	-	-	-	-	-	-	-	-	-	-	20,359
8330	TIFFANY BOKE NYAGAKE	3S	11,425	-	-	-	-	-	-	-	9,441	-	-	-	-	-	20,866
8347	MELISSA MUKUHI THAIRU	3S	9,000	1,000	1,500	400	700	1,000	300	4,000	2,700	-	1,000	-	-	-	21,600
8329	OCHIENG TALYCIA HOPE	3S	23,215	-	-	-	-	-	-	1,600	-	-	-	-	-	-	24,815
8305	MAGUI PHYLIANE MMBONE	3S	25,000	-	-	-	-	-	-	-	-	-	-	-	-	-	25,000
8358	LAMUKA ASNATE VUTARE	3S	28,000	-	-	-	-	-	-	975	-	-	-	-	-	-	28,975
8311	CLARE NAFULA WANJALA	3S	9,010	1,000	1,500	400	700	1,000	300	10,000	5,875	-	1,000	-	-	-	30,785
8728	MARWA ABDIRASHID MAALIM	3S	13,284	1,000	1,500	500	920	1,170	675	6,000	5,410	-	2,000	-	-	-	32,459
8335	ARORI TREMMY WINFRIDAH BONARER	3S	28,000	-	-	-	-	-	-	6,439	-	-	-	-	-	-	34,439
8401	MWAWUDA SHADYA LESIAN	3S	27,625	-	-	-	-	-	-	6,814	-	-	-	-	-	-	34,439
9046	AMY MUGECHI	3S	27,625	-	-	-	-	-	-	8,129	-	-	-	-	-	-	35,754
8375	MWANGI MARGARET WANJIRU	3S	28,000	-	-	-	-	-	-	9,022	-	-	-	-	-	-	37,022
8612	JANE AUMA OCHIENG	3S	19,000	1,000	1,500	500	920	1,170	300	6,000	5,410	-	2,000	-	-	-	37,800
8382	SUMAYA ABDIKADIR HAJI	3S	25,924	1,000	1,500	400	700	1,000	675	4,000	2,700	-	1,000	-	-	-	38,899
8304	LIHANDA SCOVIAN MUSAVI	3S	28,000	-	-	-	-	-	-	10,000	4,137	-	-	-	-	-	42,137
8953	GUANTAI BRITNEY MAKENA	3S	19,000	1,000	1,500	500	920	1,170	675	6,000	5,410	-	2,000	-	-	-	38,175
8384	ONYANGO IVEVE ACHIENG	3S	28,000	-	900	-	-	-	-	10,000	7,054	-	-	-	-	-	45,954
8377	MUTUKU STACY MUTHEU	3S	28,000	-	1,500	-	-	400	-	10,000	8,050	-	1,000	-	-	-	48,950
8378	BRIDGIT CHEPNGETICH KIPLAGAT	3S	24,072	2,000	3,000	900	1,620	2,170	975	10,000	8,110	-	3,000	-	-	-	55,847
8364	FRIDAH MWIKALI DAVID	3S	28,000	2,000	3,000	-	695	2,170	-	10,000	8,110	-	3,000	-	-	-	56,975
8354	OUMA LUCY NIGHT	3S	28,000	-	1,152	-	-	-	7,139	10,000	8,110	-	3,000	-	-	-	57,401
8352	SCHOLASTICAH GUCHEVE KAVULAVU	3S	28,000	2,000	3,000	797	1,620	2,170	975	10,000	8,110	-	3,000	-	-	-	59,672
8361	NGUSALE CINDY AVIRIA	3S	28,000	2,000	3,000	900	1,620	2,170	975	10,000	8,110	-	3,000	-	-	-	59,775
8345	ANYANGA ADELINE ATIENO	3S	28,000	2,000	3,000	900	1,620	2,170	975	10,000	8,110	-	3,000	-	-	-	59,775
8405	OTANDE OMUSANGA MARYGORET	3S	28,000	2,000	3,000	900	1,620	2,170	975	10,000	8,110	-	3,000	-	-	-	59,775
8372	WARUKOI ANASTANCIA NEEMA	3S	28,000	2,000	3,000	900	1,620	2,170	975	10,000	8,110	-	3,000	-	-	-	59,775
8371	IMAI OLIVIA MAKOKHA	3S	28,000	2,000	3,000	900	1,620	2,170	975	10,000	8,110	-	3,000	-	-	-	59,775
8411	MWANGI GRACE NJERI	3S	28,000	2,000	3,000	900	1,620	2,170	975	10,000	8,110	-	3,000	-	-	-	59,775
8177	SHEKINAH MAKENA NYAWIRA	3W	40	-	-	-	-	-	-	-	-	-	-	-	-	-	40
8143	MORAA MORARA MICHEL	3W	-	-	-	-	-	-	-	-	452	-	-	-	-	-	452
8987	OMONDI ABIGAEL ADEKA	3W	-	-	-	-	-	-	-	-	-	535	-	-	-	-	535
8296	MBIHANE CICI KISERO	3W	600	-	-	-	-	-	-	-	-	-	-	-	-	-	600
8235	ISMAHAN HUSSEIN ISSACK	3W	827	-	-	-	-	-	-	-	-	-	-	-	-	-	827
7916	CINDY KINYA MURIUNGI	3W	999	-	-	-	-	-	-	-	-	-	-	-	-	-	999
8246	AMANDA KUBASU	3W	4,417	-	-	-	-	-	-	-	-	-	-	-	-	-	4,417
8066	MUCHIRI MERCY WANJIKU	3W	4,754	-	-	-	-	-	-	-	-	-	-	-	-	-	4,754
8121	NDONJ CARY SHANIZE	3W	-	-	-	-	-	-	-	-	-	6,155	-	-	-	-	6,155
8048	ZAIDANI PETER IKENYE	3W	23,489	-	-	-	-	-	-	-	(16,890)	-	-	-	-	-	6,599
9000	ZEITUN SABRINA	3W	8,625	1,000	1,500	400	700	1,000	614	4,000	2,700	-	1,000	-	-	-	21,539
8270	AGANI PEACE KWAMBOKA	3W	9,000	1,000	1,500	400	700	1,000	300	4,000	2,700	-	1,000	-	-	-	21,600
8865	MAVIS NYANCHERA NYAMARI	3W	19,000	740	1,500	500	780	1,170	300	6,000	5,410	-	2,000	-	-	-	37,400

ADM NO	NAME		Boarding (BES)	Local Travel & Transport (LT&T)	Electricity Water & Conservancy (EWC)	Administrative Cost	Repair Maintenance & Improvement(RMI)	Activity	Medical	Personal Emolument (Salaries)	School Equipment n Stores (SES)	Initial Equipment Fund	ICT Infrastructure	Students ID	DEVELOPMENT PROJECT-DORM	Infrastructure Development	TOTAL
8513	SURAIYA NAMATA OBAYI	3W	19,000	1,000	1,500	500	920	1,170	675	6,000	5,410	-	2,000	-	-	-	38,175
8163	MERCY WAMBUI WAWERU	3W	27,625	-	-	-	-	-	-	10,000	6,629	-	-	-	-	-	44,254
8063	PRECIOUS GIFT	3W	28,000	1,000	1,500	400	700	1,000	300	10,000	6,779	-	1,000	-	-	-	50,679
8134	AGATHA NDINDA NZIBO	3W	28,000	2,000	3,000	900	1,620	2,170	975	10,000	8,110	-	3,000	-	-	-	59,775
7903	KIMANZI JANE MAWIA	3Y	3	-	-	-	-	-	-	-	-	-	-	-	-	-	3
8045	FIONA KHABERE KIMEU	3Y	159	-	-	-	-	-	-	-	-	-	-	-	-	-	159
8776	TERRY APIYO OTIENO	3Y	265	-	-	-	-	-	-	-	-	-	-	-	-	-	265
8029	SHIRLEY CAREN ANYANGO ODUOR	3Y	330	-	-	-	-	-	-	-	-	-	-	-	-	-	330
8087	ABIGAIL MUMBI NZIOKI	3Y	404	-	-	-	-	-	-	-	-	-	-	-	-	-	404
8109	ODUNDO TAJAMALA LOPEZ	3Y	791	-	-	-	-	-	-	-	-	-	-	-	-	-	791
8091	FATMA MOHAMED AMBER	3Y	1,082	-	-	-	-	-	-	-	-	-	-	-	-	-	1,082
7937	BRIDGET ADONGO ODUOR	3Y	-	-	-	-	-	-	-	1,599	-	-	-	-	-	-	1,599
8131	ANENE CHRISTINE MUNGASIA	3Y	3,900	-	-	-	-	-	-	-	-	-	-	-	-	-	3,900
7993	SODERLUND BRALLYNE DARRET	3Y	5,526	-	-	-	-	-	-	-	-	-	-	-	-	-	5,526
8395	PAULINE EPELE NKUMU	3Y	5,353	-	-	-	-	-	265	2,097	-	-	-	-	-	-	7,715
8247	MARAGA DAISY BOSIBORI	3Y	8,179	-	-	-	-	-	-	-	-	-	-	-	-	-	8,179
8947	RAYQUAN MALI OGAWO	3Y	9,000	-	-	-	-	-	-	-	-	-	-	-	-	-	9,000
8138	MARY MYA WANGUI	3Y	9,005	-	-	-	-	-	-	3,600	-	-	-	-	-	-	12,605
8015	ZILLAH MUTHONI	3Y	16,000	-	-	-	-	-	-	-	-	-	-	-	-	-	16,000
8271	OWINO ALEXANDRIA ACHIENG	3Y	17,530	-	-	-	-	-	-	-	-	-	-	-	-	-	17,530
8154	TIFFANY LUCY	3Y	6,446	-	-	-	-	-	-	10,000	1,775	-	-	-	-	-	18,221
8415	BERNICE MWIHAKI	3Y	21,396	-	-	-	-	-	-	-	-	-	-	-	-	-	21,396
7945	AGEMBO SAMANTHA PAULA	3Y	24,590	-	-	-	-	-	-	-	-	-	-	-	-	-	24,590
8168	MARYLINN AKINYI ATITO	3Y	22,215	-	-	-	-	-	-	2,600	-	-	-	-	-	-	24,815
8253	EMMACULATE KAMENE MONGERI	3Y	18,084	-	900	-	-	-	-	4,000	2,700	-	-	-	-	-	25,684
8058	EMADE ELIZABETH ANYONA	3Y	26,916	-	-	-	-	-	-	-	-	-	-	-	-	-	26,916
7992	JULIE WAMUYU WAHOME	3Y	28,000	-	-	-	-	-	-	1,424	-	-	-	-	-	-	29,424
8287	MUGO JOY MUKAMI	3Y	28,000	-	-	-	-	-	-	4,837	-	-	-	-	-	-	32,837
8213	JOY KATHURE	3Y	27,625	-	-	-	-	-	-	6,506	-	-	-	-	-	-	34,131
8206	HANIFA ISSACK	3Y	28,000	1,581	-	400	700	2,019	300	9,761	-	-	-	-	-	-	42,761
8962	HABIBA IBRAHIM ADAN	4K	19,000	1,000	1,500	250	920	1,170	-	6,000	5,410	-	2,000	-	-	-	37,250
8039	MWAKISERERE FAITH TECLA WAWASI	4W	19,000	1,000	1,500	500	920	1,170	300	6,000	5,410	-	2,000	-	-	-	37,800
			8,602,929	192,093	323,378	86,816	193,345	319,222	100,021	1,580,868	969,444	53,283	271,902	4,000	485,569	1,019,380	14,202,251

ST GEORGE'S GIRLS' SECONDARY SCHOOL.

FEES DEBTORS 2000 - 2023

ADMISSION NO	NAME	CLASS	YEAR	AMOUNT Kshs Cnts	ADM NO	NAME	CLASS	YEAR	AMOUNT Kshs Cnts
2005	JOAN ACHIENG	1R	2000	15,953.00	3160	MALABA J NEKOYE	4R	2009	3,800.00
1852	SYLVIA OINO	4Y	2002	21,424.00	3162	OTIENO QUINTER	4R	2009	10,000.00
1805	GRACE WACHAGWE	4R	2002	29,000.00	3167	MUYOYO F. AWUOR	4R	2008 & 2009	63,835.00
1874	ANN THIONG'O	4R	2002	12,000.00	3239	STELLA KACHUMBO	4R	2009	32,100.00
3058	FAUSTINE NENGONE	1G	2006	4,000.00	3137	CYNTHIA W. KIARII	4G	2009	6,300.00
3070	ESTHER WAMBUI	1P	2006	4,000.00	3172	INDIAZI LIBESSE	4G	2009	44,105.00
3179	VIRGINIA M. WAWERU	1R	2006	4,000.00	3163	ESTHER KERUBO ISOE	4Y	2009	2,623.00
2936	BUYU NANDIA	1R	2006	4,000.00	3250	HILDA ADHIMBO OKOTH	4Y	2010	700.00
2970	FAITH MUTHEU	1R	2006	4,000.00	4221	CYNTHIA LIHAVI MUKONDI	2K	2011	22,585.00
2747	PHYLLIS WANGARI KIMANI	1R	2006	4,000.00	4211	ANNCLAIRE MUTHONI NDUMI	3K	2011	19,032.00
2770	LINDA WANJIRU	2Y	2006	8,400.00	3615	MWEMA VIVIAN	3Y	2010 & 2011	82,310.00
3123	VICTORIA MUIRU	1Y	2006	4,000.00	3646	SESE EDDA	3Y	2010 & 2011	40,561.00
3027	KYAI ESTHER MUTETE	1Y	2006	4,000.00	3397	EMACULATE AOKO	4R	2010 & 2011	60,845.00
3037	MWELESA CYNTHIA	1Y	2006	4,000.00	3328	MITCHELLE.N.WANJALA	4P	2010	800.00
2836	CHARLENE WEKESA	1Y	2006	1,339.50	3394	KAREN MWENDA MUTISYA	4P	2010	43,450.00
2703	LUCILE AKINYI OKELLO	3G	2006	4,000.00	3331	IVY WAMUYU KINYUA	4Y	2010	24,200.00
2707	WANJIKU MWANGI	3R	2006	4,000.00	3365	MUNA ESTHER WANJIRU	4G	2010	800.00
2733	JUDITH MBITHE MUSAU	3Y	2006	4,000.00	3664	KONZANGA B. GABRIELLA	4G	2011	30,535.00
2459	LUCY N. NYAKUNDI	4P	2006	10,440.00	3663	CELINE M AWUOR	4K	2011	13,301.00
2603	JULIE M. GITHAE	4P	2006	29,400.00	3644	KARIUKI WANJIKU PAULINE	4P	2011	985.00
2446	BERYL AWINO OKUMU	4G	2006	4,000.00	3604	MOHAMMED HALIMA	4R	2011	41,101.00
2530	MAUREEN NDUTA	4G	2006	4,000.00	4754	TONUI CHEPKEMOI NELLY	1G	2012	550.00
2480	WAMBUA GRACE NDUKU	4R	2006	4,000.00	4774	NICOLE ACHIENG ODWAMBO	1R	2012	38,423.00
2481	WAMBUA GLADYS MBATHA	4R	2006	4,000.00	4149	MWADIME WAHOME IVY	3Y	2012	32,680.00
2578	SAFINA AMIANI	4R	2006	31,605.00	3794	GITHUI MUMBI REBECCA	4G	2011/2012	99,105.00
2596	LYNETTE NGUGI	4Y	2006	2,000.00	3921	ALI W. ZAITUNI	4G	2012	29,286.00
3414	RAHMA BAHARI	1Y	2007	10,300.00	3934	MUCHIRU NJERI CATHERINE	4G	2012	39,777.00
3103	JEANETTE AKINYI	2G	2007 & 2008	69,655.00	3929	OTIENO AKOTH ELSIE	4K	2012	12,170.00
3083	BETTY KAMAU	2Y	2007	7,100.00	3762	MANDELA HELLEN	4P	2012	36,590.00
3169	NAOMI MUNYWOKI	2Y	2007	3,238.00	3937	GITAU WANGUI ANNE	4P	2012	36,450.00
2992	FAITH WANGARI MWANGI	3R	2007	8,400.00	3867	KIMANI NYAMBURA MERCY	4R	2012	39,046.00
2969	DIANA AKARANGA	3Y	2007	100.00	3944	MAGENI WANJIKU IVY	4R	2011/2012	89,960.00
3012	JUDITH OTIENO	3Y	2007	8,490.00	3968	DARINE NYAMBURA WANJIKU	4R	2012	16,663.00
2918	OKUMU A DIEDRE	3Y	2007	7,600.00	3862	MOHAMMED B. FAHRIYA	4Y	2012	1,900.00
2747	PHYLLIS WANGARI	3P	2007	27,206.00	4772	LEAH A. OKEYO	2G	2013/2014	101,811.00
2770	LINDA WANJIKU	3G	2007	44,900.00	4710	NATASHA AWINDA	2P	2013	25,260.00
2783	SHEILA NANJALA	4Y	2007	240.00	4858	JEANNA L. A .OTINGO	3P	2013	38,693.25
2688	MWAKA R. NTHOKI	4G	2007	12,140.00	4448	SHARON W. NDIRANGU	3R	2013/2014	87,906.00
3674	ABDULLAHI M. ANAB	1G	2008	43,585.00	4468	SONIA B. OGOLA	3R	2013	8,140.00
3724	MARY ASIKO	1G	2008	8,483.80	4215	WINNIE A ODUOR	4P	2012/2013	65,695.00
				476,999.30					1,344,073.25

DM NO	NAME	CLASS	YEAR	AMOUNT		ADM NO	NAME	CLASS	YEAR	AMOUNT	
				Kshs	Cnts					Kshs	Cnts
3699	MAGETO SHARLEEN	1Y	2008	40,958.00		4278	DAISY A. OKOTTAH	4R	2013	36,795.00	
3504	CYNTHIA K. IRANDU	1K	2008	35,485.00		4502	PURITY WACEKE GITAU	4G	2014	35,459.00	
3723	MARYANNE NJOKI M	1K	2008	31,708.00		4394	REGINA KASIWA MUTHUI	4K	2014	29,575.00	
3369	SHARIFFA CHEBICHI KIMBERLY	1K	2008	18,135.00		4516	SHELMITH MWAGONA PENDO	4K	2014	20,910.00	
3361	EUNICE WAMBUI NJUGUNA	4Y	2009/20	62,300.00		4385	NJOROGE PRUDENCE NYOKABI	4K	2014	4,000.00	
3370	LILIAN WANJIRU NJUI	2R	2008	7,700.00		4406	MBURU SHARON WAMBUI	4P	2014	39,755.00	
2901	FAITH E WANGUI	4R	2008	66,820.00		4481	BRENDA AWUOR ODONGO	4Y	2014	8,321.00	
3443	AMINA FARA	4R	2008	6,875.00		4503	TRACEY ACHOLLA OKONGO	4Y	2014	42,040.00	
2890	VIONA WADEGU	4P	2008	13,370.00		5117	MUNYANGE FRANCISCA MUTHUI	2P	2014	13,165.00	
3092	ESTHER ATIENO OLOO	4P	2009	49,890.00		5172	JOY GRACE WAFULA	2Y	2014	8,875.00	
3187	DORA N PAMBA	4P	2009	3,800.00		5376	MIRIMO RASOA TERESA	2G	2015	4,658.00	
3233	MARY RUGURU KINYANJUI	4P	2009	51,500.00		5385	MUTHOKA NORAH MUMO	2G	2015	45,339.00	
3450	IVY ATIENO SHEILA	4P	2009	6,300.00		5224	JOY MWENDE NDELEVA	4R	2017	5,000.00	
4672	KINYA LYNN	4K	2015	63,146.00		5345	YVONNE KATUNGE BOSIRE	4R	2017	3,500.00	
5450	NYAKINDA ADHIAMBO	2R	2015	56,144.00		5336	MWANGI MARLYN WANJIKU	4P	2017	4,980.00	
5391	AMIMO GEORGINA AKINYI	2Y	2015	9,540.00		5268	KAMAU WINFRED WACERA	4P	2017	5,000.00	
5114	AROGO JOAN NYABOKE	3P	2015	13,910.00		5426	BRITNEY BULEMI	4P	2017	5,000.00	
5117	MUNYANGE FRANCISCA	3P	2015	81,423.00		5391	AMIMO GEORGINA AKINYI	4Y	2017	40,228.00	
4764	TRACEY MUTHONI	4P	2015	55,539.00		6424	ANNA NDUKU MBATHA	2Y	2018	7,174.00	
4668	CHERONO FANCY	4R	2015	72,052.50		6345	NYAKUNDI IVON KWAMBOKA	2R	2018	81.00	
4749	NGUNGI JUNE WANJIRU	4R	2015	51,890.00		6574	ALICIA HADASSAH BARAKA	2P	2018	25,009.00	
4621	NKATHA NTIKA JOY	4Y	2015	25,832.50		5732	KELSEY ELLAMS NALUENDE	4G	2018	203.00	
4746	NAMULUNDA LUCY	4Y	2015	47,390.00		5763	EMMANUELA MANU LEKUPE	4G	2018	12,306.00	
4838	SCOLAH JEPKEMOI KIPROP	4Y	2015	85,320.00		5747	ODUOR TRACY ANN ADHIAMBO	4P	2018	15,009.00	
4714	DOOSO ATIENO SHARON	4G	2015	3,999.00		5748	ZAWADI KALONDU KIUNGUYU	4P	2018	52,827.00	
4814	NYAMBUTO NELLY MARAGUA	4G	2015	39,768.00		5693	FRIDAH JEPKOSGEI	4R	2018	58,684.00	
5239	NGUGI MICHELLE WANGARI	3K	2016	3,548.00		5712	CHEKUMBE MARLEEN	4R	2018	39,219.00	
5263	PAULETTE ATHALIA ANDAMI	3K	2016	84,662.00		5535	OTIENO JOYCE ACHIENG	4W	2018	5,000.00	
5450	NYAKINDA MONICAH ADHIA	3G	2016	80,284.00		5848	AKOLI MAURINE	4W	2018	509.00	
4900	BARASA BRINNAH NELIMA	4G	2016	69,070.00		5717	CYNTHIA AKOTH OWITI	4Y	2018	8,454.00	
5012	KANYI HANNAH NJERI	4G	2016	21,291.50		5783	MITO FAITH CHEPKIRUI	4Y	2018	114.00	
5025	SEGO TAPKILI JEBET	4G	2016	5,000.00		5803	ABUYA SHARON ATIENO	4Y	2018	705.00	
5041	BROWNIE CHEPTOO	4G	2016	14,872.00			FORM 4 R/PROGRAM 2018		2018	131,338.00	
5109	KILOWUAN VELMA	4G	2016	1,460.00						709,232.00	
5152	FLORAH JEPKORIR	4G	2016	81,610.00							
5067	KATHLEENE CHEROTICH	4R	2016	4,000.50							
5174	SHARON NZISA MUTUKU	4R	2016	19,456.00							
5075	NYAGAKA CINAMON BITUTU	4K	2016	5,000.00							
4912	KANYI DAMARIS MURINGI	4P	2016	5,003.50							
4938	MAROA DIANA ROBI	4P	2016	4,996.00							
4979	AKINYI BRIDGITTE ANNE	4P	2016	98,926.50							
4996	NYONGESHA MILLICENT AUI	4P	2016	48,000.50							
				1,547,975.50							

6574	ALICIA HADASSAH BARAKA	3p	2019	10,225	6912	ACHIENG OTIENO CANDYJEAN	4N	2020	18,121
6418	CATHERINE ANYANGO JOSEPH	3R	2019	58,929	6831	MECHEO NEDDY MORAA	4R	2020	487
6398	BEATRICE ADHIAMBO ONYINO	3Y	2019	21,425	6902	GLADYS NARUBEGA OBUDE	4R	2020	28,504
6552	TAILA KERUBO RWENYO	3Y	2019	21,763	6945	EDELQUEEN ADIONYI ONGURA	4R	2020	429
6572	MUTILE LENORA MUKULU	3Y	2019	36,762	6949	FAITH NDUKU MUSWILI	4S	2020	52,970
6015	MUMALI CYRILA AKULA	4G	2019	10,042	6969	ANN AUMA GEORGE	4S	2020	10,562
6047	MILKA WANJIKU MWANIKI	4G	2019	75,397	6986	SHARON KERUBO ABUYA	4S	2020	57,810
6011	ATIKA JOY VANESSA	4G	2019	70,194	7017	YODIT GHIRMAY TESFAY	4S	2020	15,359
6200	YVONNE LUSALA ADEKA	4G	2019	26,528	6816	WANJIKU STACY	4W	2020	2,403
6509	MAUREEN AKINYI AMBAYO	4G	2019	2,954	6955	SYOMBUA PURITY	4W	2020	26,432
6190	GLORYVIN KEMUNTO M	4K	2019	42,724	7419	PONTASIAH NJERI	3W	2020	45,230
6009	ROSE ANN WANGECHI	4K	2019	22,998	6699	GAKII JENA	4Y	2020	500
5915	SARAH WAIRIMU GATHIRI	4P	2019	33,614	6833	MORIASI DIANA NYASUGUTA	4Y	2020	1,290
6128	OKELLO SHIRLLEY MARCIANA	4P	2019	7,000	6904	OCHIENG VALENCIA NANA	4Y	2020	3,910
6025	NDUNGU SHALINE WANGARI	4P	2019	31,174	6932	AWITI TIFANY ATIENO	4Y	2020	5,358
6020	LYNNE WANGECHI	4P	2019	25,878	6395	VICTORIA NYAKIO WAITHAKA	4G	2020	45,615
6136	NJOROGE MICHELLE WAIRIMU	4P	2019	9,700	6347	AILEEN AKINYI OUMA	4P	2020	3,713
6204	CHEPTOO NATALIE	4P	2019	3,000	6418	CATHERINE ANYANGO JOSEPH	4R	2020	64,954
5982	LORNA MUTHONI	4W	2019	24,341	6307	MIRIAM WAIRIMU CHEGE	4W	2020	17,170
6049	MKONGO ASHLEY BANA	4W	2019	6,754	6352	SHANELL NDUTA WARUKIRA	4W	2020	3,904
6180	FAINI ZIPORAH ACHIENG	4W	2019	5,000	6384	MUTUMA WINJOY KAWIRA	4W	2020	504
6603	ANNALISA AMWAKA	4R	2019	2,200	6394	LOACHINO ADOLPHINA FRANCIS	4W	2020	25,086
5868	KAMATU NATASHA NJAARI	4Y	2019	200	6332	OGWARO CHRISTINE KEMUMA	4Y	2020	500
5955	KIMATHI STACY KENDI	4Y	2019	5,000	6572	MUTILE LENORA MUKULU	4Y	2020	64,954
5875	MATEI ALICE KANINI	4Y	2019	3,000	8755	SALMA NJERI ABDALLAH	1G	2021	17,400
6494	YVONNE NABWARI MADONDE	4G	2020	60,954	8765	ELFINE MORAA NYABOKE	1G	2021	5,000
6543	JASMEEN MURUGI THUITA	4G	2020	64,954	8733	TESSY NYAMBURA	1N	2021	19,000
6549	ZINDONDA MEVIS MUSANYI	4G	2020	34,945	8884	MOENGA MARY NYAMOITA	1P	2021	5,900
6339	LENGUROO IRENE NTAANYUA	4K	2020	20,738	8679	KANYI ZANSHA WAKIO	1S	2021	10,500
6379	MUTUNGA BAHATI	4K	2020	64,954	8319	NALIKA ESTHER MISIA	2G	2021	44,560
6393	OMWENGA BRIDGET MOKEIRA	4K	2020	548	8924	HANIFA AHMED MAELE	2G	2021	40,000
6411	KIMANI DAMARIS MWENDE	4K	2020	30,954	8408	JOY MWETHYA KIMANZI	2K	2021	86,737
7890	ONYARI LINDA MORAA	4K	2020	32,454	8533	LINET JOLIE	2N	2021	11,900
6281	STACEY NAKHANU MBIMBA	4P	2020	1,000	8405	OTANDE OMUSANGA MARYG	2S	2021	11,987
7659	NYARUAI ANN MELISA	3G	2020	10,374	8649	MALISO SWALHA WAKIO	2S	2021	9,000
7270	VENUS UTEH OKECH	4W	2020	23,539	8218	UBAH MOHAMED	2W	2021	22,057
6908	WHITNEY NYAMOHANGA	4G	2020	4,078	8907	JAMA IKRAN ABDI	2W	2021	12,300
6835	ABIGAEI ANYANGO	4K	2020	31,908					792,106
6752	MUMBUA SHANIZ ANN	4N	2020	8,611					
				946,813					
			3 YEARS & ABOVE			GRAND TOTAL			7,568,401.13

6930	MARYANNE NITIKA OTEYO	4G	2021	8,000.00	7024	WAMBUI LYNN MUMBI	4S	2021	19,638.00
6994	SONIA NDUTA KAGENI	4G	2021	14,472.00	6949	FAITH NDUKU MUSWILI	4S	2021	52,970.00
6824	ABIGAEI WANJIRU CHEGE	4G	2021	72,995.00	6962	SANDRA KANANA MWIRIGI	4S	2021	3,358.00
6824	VIVIAN KEMUNTO MWEMBI	4G	2021	6,823.00	6969	ANN AUMA GEORGE	4S	2021	10,562.00
6908	WHITNEY NYAMOHANGA	4G	2021	4,078.00	6983	CHRISTINE MUMBI KINYUA	4S	2021	396.00
6943	NICOLE FITCH WENDY OMONDI	4G	2021	8,358.00	6986	SHARON KERUBO ABUYA	4S	2021	57,810.00
6613	MIRITI LENA GAKII	4K	2021	2,123.00	7012	CHELSEY ABIGAEI ATIENO	4S	2021	8,330.00
6669	STACY CHEBET KIRUI	4K	2021	500.00	7017	YODIT GHIRMAY TESFAY	4S	2021	49,359.00
6676	CHELSEA GORRETTY SAMWEL	4K	2021	0.00	7023	LYDIA MBORAMBAHA	4S	2021	1,400.00
6711	MUSEMBI GLORIA MAJALAH	4K	2021	500.00	6892	LELE YASMIN ACHUKA	4W	2021	40,142.00
6746	VANESSA MARIA ODHIAMBO	4K	2021	150.00	6654	MUKIRAI JOAN MUTHONI	4W	2021	28,454.00
6835	ABIGAEI ANYANGO	4K	2021	31,908.00	6661	OMONDI ADELAIDE GABRIELLA	4W	2021	0.00
6851	IVY SHANGWE MUSAU	4K	2021	674.00	6717	MUSYOKI RHODA	4W	2021	0.00
6942	TAMAR WANJIKU KARIUKI	4K	2021	45,179.00	6738	LUVANDA CEDELLA MWANIGA	4W	2021	0.00
6667	WANJIRU SERABI MAGEBO	4N	2021	40,142.00	6751	KHAVERE VALENTINE	4W	2021	498.00
6758	MATHEWS Y. KWAMBOKA	4N	2021	39,137.00	6759	OMAR MOHAMED Z.	4W	2021	0.00
6625	NASIMIYU L. WANJALA	4N	2021	3,355.00	6773	LOURIEN LODUNGA CYNTHIA	4W	2021	0.00
6752	MUMBUA SHANIZ ANN	4N	2021	8,611.00	6809	MBOGO EVELYNE WANJIKU	4W	2021	742.00
6815	NGETHE FAITH WAMBOI	4N	2021	492.00	6816	WANJIKU STACY	4W	2021	2,403.00
6905	AWINO SANDE FLORENCE	4N	2021	1,602.00	6822	WAMBUI KAMARU JESSICA	4W	2021	0.00
6912	ACHIENG OTIENO CANDYJEAN	4N	2021	43,121.00	6871	KADENYEKA BATECY MERCY	4W	2021	0.00
6940	NYASUGUTA RUTH KIMBERLY	4N	2021	24,254.00	6906	AMIMO STEPHY ADHIAMBO	4W	2021	510.00
6948	MUREITHI CYNTHIA MUTHIIRI	4N	2021	8,000.00	6913	PRISCILAH NZUKI	4W	2021	0.00
6749	ERICK TRACEY KERUBO	4P	2021	500.00	6920	MUCHIKA VIVIAN LICHUMA	4W	2021	42,293.00
6812	STACEY WANJIKU WANGUI	4P	2021	25,730.00	6955	SYOMBUA PURITY	4W	2021	56,422.00
6875	CHELSEA INGASIANI SULA	4P	2021	2,684.00	6699	GAKII JENA	4Y	2021	5,060.60
6923	GRACAH MICHELLE NDORR	4P	2021	41,584.00	6833	MORIASI DIANA NYASUGUTA	4Y	2021	1,290.00
6946	PAULLETE ATIENO OBUYA	4P	2021	350.00	6841	ATIENO ONGEI SARAH	4Y	2021	1,700.00
7018	JANE WAIRIMU GITAU	4P	2021	1,015.00	6904	OCHIENG VALENCIA NANA	4Y	2021	3,910.00
7047	SANDRA W. MWASHIGADI	4P	2021	500.00	6932	AWITI TIFANY ATIENO	4Y	2021	5,358.00
6762	RUTH ODONGO AMAYO	4P	2021	509.00	6953	JUNNE ABUYA ANGEL ESTHER	4Y	2021	1,720.00
6790	NZUSYA JOAN MWENDE	4P	2021	2,227.00					394,325.60
6797	PENNINAH SELEYIAN	4P	2021	494.00					
6831	MECHEO NEDDY MORAA	4P	2021	500.00					
6874	ROSE KALEKYE SILA	4R	2021	3,500.00					
6902	GLADYS NARUBEGA OBUNDE	4R	2021	28,504.00					
6928	MUTURI JOAN KEMUNTO	4R	2021	11,094.00					
6937	GLORIA NDANU KIETI	4R	2021	1,985.00					
6945	EDELQUEEN ADIONYI ONGURA	4R	2021	429.00					
				486,079.00					

	LUCIANA ALEESA	4G	2023	36,254.00	7475	NURU LILIAN	4P	2023	69,900.00
	IDAH JELIMO SUMUKWO	4G	2023	41,000.00	7511	VELMA AUDRY ADHIAMBO	4P	2023	83,912.00
	MWENDE INNOCENTIA MWIKALI	4G	2023	25,954.00	7532	MICHELLE AKINYI ODHIAMBO	4R	2023	14,254.00
	DONDI SINZI ACHIENG	4G	2023	2,003.00	7605	CINDY WAITHIRA KANGETHE	4R	2023	15,754.00
	ROSEMARY WAITHIRA KIRURI	4G	2023	4,199.00	7642	CHERYL ACHIENG OTIENO	4R	2023	36,304.00
	OSEWE MARYSCANDY AKOTH	4G	2023	40,051.00	7648	OMBONGI JUDY KERUBO	4R	2023	15,254.00
	MISIATI TERRY KWEYU	4G	2023	81,741.00	7657	KHADIJA ABDULLAHI ABDI	4R	2023	9,854.00
	MWANDIKWA JEMIMMAH KYENI	4G	2023	48,369.00	7737	WHUTNEY WANJIRU	4R	2023	38,621.00
	LUMBASI CHELSEA OLIVIA	4G	2023	33,469.00	7744	JOAN GATHONI MWANGI	4R	2023	14,151.00
	ACHIKI FAITH BOSIBORI	4G	2023	68,318.00	7752	KINYANGAYA JOSEPHINE	4R	2023	85,096.00
	PAULINE MUTINDI NDINDA	4G	2023	67,260.00	7878	WAINAINA FELISTA WAIRIMU	4R	2023	8,950.00
	JUMBA CHERISE MUSIINA	4G	2023	32,275.00	7464	SHANTEL AMIMO MAUBE	4R	2023	92,214.00
	LAURA KWAMBOKA ISABOKE	4G	2023	24,787.00	7514	CELINE NYAGUTHIE MARENGA	4R	2023	63,773.00
	WASWA JOY KHALAYI	4K	2023	500.00	7666	CYNTHIA WANJIRU	4W	2023	9,500.00
	VICTORIA NEEMA KITHUKA	4K	2023	9,000.00	7696	JEWEL JELAGAT	4W	2023	3,746.00
	JULIE KHAVULANI MASABA	4K	2023	9,000.00	7785	SHARLYN MUTHONI NDORONGO	4W	2023	31,266.00
	SHAMIM KHASOHA NJUGUNA	4K	2023	3,000.00	7804	LUMBASI CRYSTAL MIDEVA	4W	2023	6,418.00
	SIMIYU NOEL NANJAKHO	4K	2023	29,774.00	7810	NDUKU ANN CHARLENE	4W	2023	16,673.00
	MAINA KIMBERLY WANJIRU	4K	2023	40,774.00	7817	SALMA MIHADI	4W	2023	11,254.00
7501	VALARY NASWA NGANGA	4K	2023	51,199.00	7823	ODWARO VERONICA	4W	2023	25,254.00
7515	OBIERO TYRA KERUBO	4N	2023	9,912.00	7844	NJOROGE LUCY WANJIRU	4W	2023	56,397.00
7565	CALSEY WANDIA MAINA	4N	2023	81,408.00	7530	VALARIE JUNIOR	4W	2023	18,217.00
7678	JOY MURINGO KAHUTHU	4N	2023	37,854.00	7689	ODUYA REBECCA NAPUNYI	4Y	2023	36,700.00
7697	CHRISTINE WANGUI	4N	2023	9,000.00	7727	MUTHANDI TERESIA GATHONI	4Y	2023	9,000.00
7781	REGINA MARIA KINYUA	4N	2023	3,854.00	7734	SALLY MUTHONI KAHURI	4Y	2023	6,700.00
7784	LIZZA OTAIGO MAROA	4N	2023	85,782.00	7761	ANNAH ADHIAMBO ONG'UDI	4Y	2023	107,075.00
7806	YUSRA MUMBI NGUGI	4N	2023	6,854.00	7786	LAURINE NDUTA KIMANI	4Y	2023	13,854.00
7807	SHARON KAMENE MUTUKU	4N	2023	1,354.00	7805	FAITH MBAIKA KIMANTHI	4Y	2023	68,947.00
7816	OPIYO FIONA WANJIRU	4N	2023	34,854.00	7824	MUTEMBI MITCHELE MAKENA	4Y	2023	9,000.00
7820	MURERWA FLOSHIA NTINYARI	4N	2023	13,945.00	7835	ABUCHERI PRECIOUS ANDATI	4Y	2023	44,849.00
7871	GUNGA SIDI CHARITY	4N	2023	47,054.00	7867	JACKLINE MUSIZA MURUGI	4Y	2023	33,031.00
7896	AKINYI BERYL OTIENO	4N	2023	9,146.00	7881	AMONDO CYNTHIA ADHIAMBO	4Y	2023	62,900.00
7541	DANIEL MONICA KOKI	4N	2023	1,850.00	7482	SHIRLINE NASAMBU WAFULA	4Y	2023	14,008.00
7656	NGUMBAO MALKIA ESTHER	4P	2023	20,054.00					1,132,826.00
7715	OMAR FRIDAH AKOTH	4P	2023	10,904.00					
7742	ONYANGO NELLY OWINO	4P	2023	82,686.00					
7766	OUKO SHAMIM DAIZY	4P	2023	15,823.00		1 YEARS			2,349,407.00
7787	PRISCILLA MUTHONI IKAHU	4P	2023	18,920.00					
7812	JUMA LILIAN NABWIRE	4P	2023	76,400.00					
				1,216,581.00					
				SUMMARY					
				3 YEARS & ABOVE		7,568,401.13			
				2 YEARS		3,348,783.87			
				1 YEAR		2,349,407.00			
				CURRENT		14,202,251.00			
						27,468,843.00			

ST GEORGE'S GIRLS' SECONDARY SCHOOL, NAIROBI

SCHOOL FUND ACCOUNT

LIST OF SUNDRY DEBTORS AS AT 30TH JUNE, 2023.

<u>S.NO.</u>	<u>NAME</u>	<u>VOTEHEAD</u>	<u>AMOUNT</u>	
			<u>KSHS</u>	<u>CTS</u>
1	Kenya National Examination Council	Accommodation		2,263,200.00
	TOTAL			2,263,200.00

SUMMARY

<u>VOTEHEADS</u>	<u>KSHS</u>	<u>CTS</u>
ACCOMMODATION		2,263,200.00
TOTAL		2,263,200.00

ST GEORGE'S GIRLS' SECONDARY SCHOOL, NAIROBI
SCHOOL FUND ACCOUNT
LIST OF SUNDRY DEBTORS AS AT 30TH JUNE, 2024.

<u>S.NO.</u>	<u>NAME</u>	<u>VOTEHEAD</u>	<u>AMOUNT</u>	
			<u>KSHS</u>	<u>CTS</u>
1	Kenya National Examination Council	Accommodation	4,481,338.00	

SUMMARY

<u>VOTEHEADS</u>	<u>KSHS</u>	<u>CTS</u>
ACCOMMODATION	4,481,338.00	
TOTAL	4,481,338.00	

ST GEORGE'S GIRLS' SECONDARY SCHOOL, NAIROBI
INCOME GENERATING ACCOUNT

LIST OF SUNDRY DEBTORS AS AT 30TH JUNE, 2024.

<u>S.NO.</u>	<u>NAME</u>	<u>VOTEHEAD</u>	<u>AMOUNT</u>	
			<u>KSHS</u>	<u>CTS</u>
1	Mr Crispo Wandera	House Rent		13,840.00
2	Mr Moses Kahindi	House Rent		9,906.00
3	Mr Collince Ojwang	House Rent		28,400.00
4	Mr. Shem Onduko	House Rent		9,120.00
5	Mrs Beatrice Augo	House Rent		10,600.00
6	Amos Orendo	House Rent		17,578.00
7	Mary Mwangi	House Rent		2,800.00
8	Caroline Aguko	House Rent		6,000.00
9	Nile Road Secondary school	Bakery		443,850.00
10	St Georges Primary School	Bakery		266,025.00
11	Pumwani Girls Secondary	Bakery		544,908.00
TOTAL				<u>1,353,027.00</u>

SUMMARY

<u>VOTEHEADS</u>	<u>KSHS</u>	<u>CTS</u>
HOUSE RENTAL		98,244.00
BAKERY		<u>1,254,783.00</u>
TOTAL		<u>1,353,027.00</u>

ST GEORGE'S GIRLS' SECONDARY SCHOOL, NAIROBI
INCOME GENERATING ACCOUNT
LIST OF SUNDRY DEBTORS AS AT 30TH JUNE, 2022.

<u>S.NO.</u>	<u>NAME</u>	<u>VOTEHEAD</u>	<u>AMOUNT</u>	
			<u>KSHS</u>	<u>CTS</u>
1	Ministry of Interior - Huduma	Accommodation		1,203,110.00
	TOTAL			<u>1,203,110.00</u>

SUMMARY

<u>VOTEHEADS</u>	<u>KSHS</u>	<u>CTS</u>
ACCOMMODATION		<u>1,203,110.00</u>
TOTAL		<u>1,203,110.00</u>

ST GEORGE'S GIRLS' SECONDARY SCHOOL,
FEEs PREPAYMENT AS AT 30TH JUNE 2024.

<u>ADM</u>	<u>NAME</u>	<u>CLASS</u>	<u>AMOUNT</u> <u>KSHS</u>
9759	SHAMIM RASHID AHMED	1G	42,046.00
9995	VIDA ALIMA	1G	25,244.00
10145	OKELLO TAFFY ALUOCH	1G	21,046.00
9912	VELMA WANGARE KAHARE	1G	16,046.00
10073	OMBOTTOH BRIANNA MARY	1G	13,000.00
10109	OKUMU TAMEKA CLAIRE	1G	13,000.00
9623	TAMARA NIFA	1G	13,000.00
9866	KALI OSMAN ABDINOOR	1G	11,000.00
9943	IVY NYAMOITA OMONYWA	1G	10,046.00
9952	ANGEL MWELU MULILI	1G	10,000.00
9958	AZMA ZAMZAM MOHAMED	1G	8,000.00
9909	DIANA WANGARE	1G	7,600.00
10037	SUE SARAH WANAGA NJOKI	1G	6,500.00
10055	BLESSINGS BEVERLY MUSE	1G	5,500.00
9644	DIKIRR TYRA NASHILU	1G	3,046.00
10065	OBAMA ALEXIA SAMIRA KINDA	1G	3,010.00
9791	HANIFA MOHAMUD	1K	38,536.00
9779	OYOO MARYBELL ATIENO	1K	22,000.00
9801	ANGEL WANJIRU NGONYO	1K	19,844.00
10096	GIKUNDA HOPE NKATHA	1K	19,600.00
9744	VICTORIA WANJIRU KIMANI	1K	13,000.00
9900	NGWONO TAMARA ABRI	1K	13,000.00
10013	JENSINE MALITA ALEYO	1K	8,046.00
10203	SAID SWADIQAH NJOKI	1K	8,000.00
9874	JOY WAMBUI KIMUYA	1K	5,600.00
9885	TIFANY BUYENGO	1K	5,046.00
10049	SHARON AKINYI	1K	3,000.00
9753	NJENGA CHRISTINE NJOKI	1K	3,000.00
9954	KELLA WANJIRU NYARIKI	1K	2,046.00
9890	EMMANUELLA KALUKI MUTUKU	1K	1,600.00
10132	DALIAH KENDI SAGALA	1N	22,000.00
9792	SHARON WANJIKU GAKONYA	1N	22,000.00
9754	MARIA MAGDALINA	1N	15,000.00
10078	TALICIA MUTHONI	1N	10,000.00
9635	VELDAH SARAH OKOKO	1N	9,844.00
9979	LANNIE NYAKIO KIBATHI	1N	7,000.00
9990	ANGEL NDILA OKIRU	1N	3,000.00
9843	LYN WANGUI KIARIE	1N	2,046.00
9870	SUMAYA ALI KIBUGI	1P	36,046.00
10190	SHANTEL AKINYI	1P	16,000.00
10029	OKOTH KATY TARNOVSKA	1P	14,046.00

9729	STEPHANIE AUMA ODHIAMBO	1P	13,046.00
9894	SHARLYNE LUTA AYWA	1P	13,000.00
9823	NAKITA ELIZABETH AKINYI	1P	11,106.00
9632	MAYA DUNCAN	1P	9,046.00
9692	ELIZABETH NYAKIO GITAU	1P	9,000.00
9642	BERNICE M NJOKI KIBICHO	1P	8,046.00
10072	AYOGA MARION AKINYI	1P	7,046.00
9668	LISA MARIE GREEN	1P	5,046.00
9957	JENNIFER ATIENO OTIENO	1P	5,046.00
10233	ANDAYI VERONICA KHASANDI	1P	3,046.00
9746	NATASHA WAIRIMU MIRII	1P	3,046.00
10108	ATOR JONAH MADING	1P	3,000.00
9774	AMANI INYANJI WADONGO	1P	3,000.00
9962	WANJOHI CAREN NYAMBURA	1P	3,000.00
10231	ODHIAMBO VIGILANCE ATIENO	1Q	28,787.00
9934	TATYANA REMBO THOYA	1Q	25,000.00
10071	BABRA MUNAGI	1Q	22,000.00
9966	JANICE AWUJOR OTIENO	1Q	22,000.00
9657	KOMEN SASHA JEROP	1Q	21,954.00
9702	MUMTAZ ADAN IBRAHIM	1Q	18,000.00
10125	APRIL CHELANGAT KINYUA	1Q	11,046.00
9824	SEANICE WAITHERA WAHOME	1Q	10,000.00
9992	KEISHA AKINYI	1Q	9,844.00
9667	THUREIYA MWANASITI MATANO	1Q	8,446.00
10080	NATASHA WAMBUI KIMWAKI	1Q	7,446.00
9634	AYSHA AYMAR ABDALLA	1Q	6,000.00
9956	MWAURA ANGELLA NJOKI	1Q	5,000.00
9869	MITCHELL AMANDA	1Q	3,000.00
9641	PRINCES ALISON	1R	46,556.00
10167	JOYCE CHELSEA LOUIS KASSANA	1R	19,844.00
9745	MURIITHI ANGEL WANJUGU	1R	11,046.00
9782	PRECIOUS WANJIKU NGOTHO	1R	10,000.00
10004	PRUDENCE WANDOE MCHARO	1R	8,000.00
10131	GRACE MUHANDO OCHIENG	1R	8,000.00
9773	ANTONINA BAKHITA OUMA	1R	8,000.00
9755	OMAGWA TATYANA KEMUNTO	1R	6,046.00
9888	JOAN MARY	1R	5,600.00
9708	NATASHA JEROP	1R	5,027.00
10112	SIEMA PRUDENCE MUCHUTA	1R	4,600.00
9658	SHANTEL LUCILE KINANGA	1R	3,046.00
9965	AGNES WARINGA NDACHI	1R	3,006.00
9628	BRIDGET MORAA MOTABORI	1R	3,000.00
9747	MWAURA LUCY WANJIRU	1S	32,600.00
9829	JOYCE WAIRIMU KINYANJUI	1S	20,246.00
9877	AYMAR ZAINAB MAKAMBO	1S	13,046.00
10144	NDUNGU CLARA WAIRIMU	1S	10,000.00
10188	KAIMBA JAYLINE NJERI	1S	8,046.00
9625	FAITH CHEPKEMOI	1W	38,046.00
10074	OMWANDHO JANE S AALIYAH	1W	20,000.00

9875	JOHARI MUMBI GITHINJI	1W	15,244.00
9688	BLESSING PAMELA ADONGO	1W	10,000.00
9883	SALLY MWEMBU MUREITHI	1W	7,006.00
9653	BAKHITA NJERI KINYANJUI	1W	5,000.00
9819	MATONDA ABIGAEI NYABATE	1W	3,006.00
10067	SAITI EASTHER NATASHA	1W	3,000.00
9861	ANGEL RHODA KHAYASI	1W	3,000.00
10120	OCHIENG STACEY WENDOH	1W	1,546.00
9624	PENINAH NDUSYA	1Y	20,046.00
9865	FARHIYA OSMAN ABDINOOR	1Y	11,000.00
9976	JOYCE WANJIKU MUCHOHI	1Y	10,046.00
9803	NATASHA BABRA ACHIENG	1Y	10,000.00
9638	CHEMUTAI TITAI KORIR	1Y	8,500.00
10219	SOPHIA FEISAL PREM	1Y	8,000.00
10066	KENNEEYENNA EISA A. ANGULO	1Y	4,046.00
10028	JEAN JESSY M AFANDI UJANGO	1Y	3,046.00
9720	MARGARET TAMARA OKARO	1Y	3,046.00
10183	RUSHLEY ATIENO MIJUKA	1Y	2,600.00
9777	HARRIET WANSATO MWITA	1Y	2,600.00
9750	SUSAN JOY OWINO	1Y	2,046.00
9318	ADEYA PRINCESS MELODY	2G	100,500.00
9099	INDULA NICOLE SWAHILI	2G	21,756.00
9076	OTIATO MARY VICTORY ANYANGO	2G	16,954.00
9453	SHARLEY SILANTOI LEMARON	2G	14,485.00
9479	MELLYSA MUENI NTHIKWA	2G	13,970.00
9140	ANNE BEVERLY JAKINDA	2G	13,701.00
9581	ASHLEY KWAMBOKA MOCHECHE	2G	13,400.00
9489	SAMANTA ABIGAEI NASERIAN	2G	13,200.00
9124	MERCY APIU MAJOK	2G	13,155.00
9245	MUKONGOLO MERCY INYENI	2G	12,810.00
9519	CAITLINE ATIENO ODHIAMBO	2G	8,584.00
9276	KRISTIN WATHIMU WAMBUGU	2G	5,000.00
9392	MUTWII JOYCE MWIKALI	2G	3,000.00
9363	SAMANTHA WANJIRU KITUI	2K	74,114.00
9143	CYNTHIA MUYOKA KHISA	2K	60,100.00
9264	SAMIRA MOHAMED IBRAHIM	2K	48,400.00
9341	TACQUITTA ABUTI SHIROYA	2K	22,284.00
9672	JEFWA BRIANNAH NEEMA	2K	16,446.00
9090	SHEILA NICOLE NGILANDALA	2K	15,204.00
9517	MIHESO NICOLE ONYONGE	2K	14,673.00
9066	FLOVINTINE ELDAH SHALOM	2K	13,600.00
10236	JOY GATI MATIKO	2K	12,600.00
9193	KIMBERLY NYADZUA KURI	2K	12,520.00
9247	JEBET KIBET	2K	9,524.00
9231	EVIDENCE SHARONROSE PETER	2K	5,113.00
9239	WANG'OMBE SASHA WAIRIMU	2K	5,000.00
9583	UMULKHER HASSAN MOHAMED	2K	5,000.00
9191	MILLICAH NJERI MWANGI	2K	4,713.00
9321	NICOLE MUSEO ESEZA	2K	3,000.00

9475	CECIL MAYA ODHIAMBO	2N	58,613.00
9483	SALO TADIKO MATO	2N	32,514.00
9420	ZUHRA MATHAR ALI ADEN	2N	18,415.00
9600	HABIBA MOHAMED BASHIR	2N	18,031.00
9498	MKOJI NADYA MSHAI	2N	13,968.00
9116	ESTHER MWENDE MULWA	2N	12,600.00
9194	DORCAS NYAMBURA GICHERU	2N	10,001.00
9548	PALESA ZENANI	2N	4,006.00
9150	MUVAA SERENA NYAMBURA	2N	3,000.00
9257	MARIAROSA MUENI	2N	2,500.00
9122	SHUA MMBOGA OMINDE	2P	35,478.00
9172	DESMA AKOTH OKOMO	2P	24,041.00
9224	CAROLINE WANJIKU GITHIRI	2P	13,200.00
9275	KALOKI SANDRA MUTHEU	2P	12,353.00
9490	AMILIA MONICA ADIKINY	2P	9,746.00
9443	FRANCES CHELAGAT KENDAGOR	2P	5,154.00
9493	ODHIAMBO CHRISTINE ATIENO	2P	5,000.00
9343	CAROLINE MUTISYA	2P	3,400.00
9437	ALUEL MAJOK GEU	2P	2,820.00
9286	ELIZABETH NAKHAABI JELA	2P	2,541.00
9501	TENDET ANASTACIA LILIAN MUDEI	2P	2,320.00
9340	STEPHANIE WANGARI NDIRANGU	2P	2,255.00
9451	SARAH ANGEL NANEU	2R	25,457.00
9273	MELISA ANGEL WANYAGA	2R	19,016.00
9170	NORAH AWUOR ODERO	2R	15,121.00
9484	KATRA MOHAMED YUNIS	2R	11,346.00
9515	ADIONA TESSY	2R	10,397.00
9352	NAIMA NINGALA HUSSEIN	2R	8,476.75
9227	TELIAN IKOL	2R	3,844.00
9545	PHENNY MARGARET	2R	2,636.00
9319	WAITHAKA -MERCY NJAMBI	2R	1,961.00
9419	NAWAL YUSSUF OMAR	2S	74,595.00
9462	OCHIENG' PRECIOUS	2S	57,500.00
9259	TANYA NATASHA SADERA	2S	29,867.00
9405	FAVOUR NKATHA MUTUMA	2S	13,400.00
9448	NYAKOMBO KELLYROLLANDS WENDEY	2S	12,555.00
9108	KAYLA AOKO MASITSA	2S	9,573.00
9585	KABOCHA ESTHER WANGARI	2S	7,614.00
9092	NDUBI MITCHELLE MORAA	2S	5,250.00
9323	SASHA WERE MAKO	2S	5,020.00
9380	LINA NYARUAI KARIUKI	2S	5,000.00
9480	TERTIA MARY ADHIAMBO ONYANGO	2S	3,154.00
9492	NJENGA IVANNAH MARINGA	2S	3,000.00
9486	MOBISA DEBORAH KEMUNTO	2W	25,809.00
9534	MWADUFU VICTORIA JULAI	2W	8,422.00
9135	YVONNE WANJIKU KINUTHIA	2W	8,023.00
9616	ABIGAEEL NDUNGWA	2W	7,600.00
9509	ANANYILU FLOICE MAYER MITCH	2W	6,086.00
9160	MILLICENT ATIENO OSANO	2W	5,000.00

9514	CLAIRE WANJIKU MUNGAI	2W	3,358.00
9393	MUTWII SHARON SYOWAI	2W	3,000.00
9204	EVA ANDREA STEFAN	2W	2,400.00
9070	TESSIE MINAYO	2Y	27,000.00
9384	JOY ROBE MAMO	2Y	24,514.00
9395	JACINTA WANGARI	2Y	14,000.00
9249	BRANDY ADHIAMBO	2Y	13,406.00
9444	FLAVIAN AYUMA	2Y	12,400.00
9565	TIFFANY HILDA IMANI	2Y	12,000.00
9610	SHEILA ATIENO WAGAH	2Y	5,700.00
9368	STACY WANGUI MAINA	2Y	4,666.00
9262	KARAH NAISOI SUNTE	2Y	3,600.00
9568	MWANGI JOY WAITHIRA	2Y	3,000.00
9579	ROSE JULLIE WANGU	2Y	2,936.00
9497	KARUGA JOY WANJIKU	2Y	2,000.00
8698	NAJMAH ZUHURA IBRAHIM	3G	105,046.00
8870	TRACY MUMBI KIMATHI	3G	30,100.00
8967	ABUDO CLARE KAME	3G	20,000.00
8663	AWUOR NAIMA KASIM	3G	19,355.00
8507	KIRSTEEN MARIA NDINYA	3G	10,095.00
8428	HAYAT MOHAMUD MOHAMMED	3G	10,000.00
9060	LEXIE MILAN MIGOYA	3G	8,154.00
8591	TATIANA WAMUYU MUIMI	3G	7,990.00
8569	POISA ELIZABETH CHAO	3G	7,500.00
8521	CHRISTABELL PATIENCE MUJO	3G	6,404.00
8790	BIANCA KENDI MUNENE	3G	4,471.00
8868	JUNE CHRISTABEL OUNDO	3K	19,700.00
8943	EL ARISH JAHENDA MAHASI	3K	18,582.00
8505	LYN CHELULE CHEBET	3K	18,000.00
8718	SUSAN WANJIRA NDUNG'U	3K	6,991.00
8722	ELISE H. MIDEVA ANUBI	3K	3,680.00
8682	MERCIA WANGUI NGUGI	3K	3,000.00
9064	RUTH NYOKABI IRAYA	3K	2,000.00
8566	MOSAGWE MICHELLE NYABOKE	3N	27,246.00
8748	EMODIA STACYANNE FATYMA	3N	14,985.00
8650	NYAMBATI JEANETTE MORAA	3N	13,001.00
8905	MUTUA CIARA MBULA	3N	8,654.00
8421	KAMAU VICTORIA WAMBUI	3N	5,200.00
8449	MBOYA PHOEBE AKEYO	3N	5,002.00
8549	ODHIAMBO WENDY AOKO	3N	3,960.00
8916	WAIGWA NICOLE WAMBUI	3N	3,421.00
8762	LAURNNE AKINYI ODHIAMBO	3P	46,430.00
8871	TAMIA NASIEKU	3P	37,536.00
8945	WANJALA KIMBERLY DINA	3P	20,200.00
8890	MIROBI ABIGAIL WAMBUI	3P	20,000.00
8489	SHERYL WANJIRU WANGARI	3P	18,400.00
8583	MONICA WANJIKU GAKUU	3P	11,006.00
8529	YVONNE WAMBUI WANJIRU	3P	8,200.00
8620	RESLEY MASHA MUKUNGU	3P	7,424.00

8902	MUTINDA KEREN MUTHOKI	3P	5,000.00
8568	JOYCE WAIRIMU KAGUMU	3P	4,400.00
8468	MITCHELLE WANJIKU MAINA	3P	2,446.00
8536	SHARON WANGUI GAKERA	3R	18,135.00
9059	MUTURI MEYER ZAWADI	3R	8,406.00
8797	OTIENO VANESSA ACHIENG	3R	8,403.00
8517	CHERISH BERYL BAHATI	3R	8,346.00
9045	BELINDA WANDERA	3R	8,000.00
8611	LINET WANJIKU RIBOI	3R	6,480.00
8443	IMINZA VERONICA SHANTEL	3R	3,400.00
8659	SAMANTHA MUSINZI MANUNI	3R	3,018.00
8438	HOPE NKATHA NJERU	3R	3,000.00
8596	ESTHER WAIRIMU NDUNGU	3S	81,208.00
8794	SANDRA CHEPKOECH	3S	30,841.00
8444	SUSAN KEMUMA KENGERE	3S	12,546.00
8473	EMERISIANA SENEIYA	3S	11,600.00
8700	ANGELA ONCHIEKU	3S	10,000.00
8911	NIKITA ATIENO OTIENO	3S	9,990.00
8598	MWALAA KADZO PAULA	3S	9,596.00
8518	STEPHANIE AVIRIA KEDEKI	3S	8,154.00
8726	FARDOSA MOHAMED	3S	8,000.00
8431	ASHLEY ALICE ORUKO	3S	7,546.00
8919	AYESHA WAIRIMU WAWERU	3S	5,036.00
8754	SIRIMON MICHELLE SANAYO	3S	5,008.00
8440	PEACE MURUUNGA LUSINDE	3S	4,406.00
8853	MICHELLE NJERI MAINA	3S	2,400.00
9048	RHODA NYEVU MTEKELE	3S	2,360.00
8689	MATARA JANE KERUBO	3W	36,531.00
8807	OUMA LAUREEN ARSHLY	3W	24,880.00
8828	SHILAH NASIMIYU MASIBO	3W	17,248.00
8768	MOSE NATASHA SALMA	3W	8,600.00
9015	JOY KERUBO	3W	6,190.00
8542	DEBBY ATIENO OCHIEL	3W	3,846.00
8458	ZURI DAISY ONDISO	3W	3,000.00
8734	KATE ASHLEY AWUOR	3W	2,500.00
8459	SANDRAH MWIKALI MUTINDA	3W	2,050.00
9053	TERRY IKAAL ILIKWEL	3W	2,000.00
8717	NGIGI TACY WAITHIRA	3Y	80,423.00
8739	JANE WANGUI NDUNGU	3Y	59,969.00
8512	JENSEN WAHU WANJIKU	3Y	10,200.00
8446	VANESSA OKWISA AMAYI	3Y	7,960.00
9025	PERINE MWANICA ADEYA	3Y	7,500.00
8756	AMINA AHMED MINAWA	3Y	7,484.00
8879	AISHA IBRAHIM JIMALE	3Y	6,746.00
8548	MURIITHI WHITNEY KENDI	3Y	6,146.00
8782	JESSEY WANJIRU TURNER	3Y	4,700.00
8699	PERRIO MAGRET NEMASHO	3Y	2,670.00
8602	LALO MONICA ATIENO	3Y	2,263.00
7967	FLEVIAN ACHIENG'	4G	12,154.00

8194	TRIZAH SHARLEEN	4G	8,400.00
7938	KAYLEEN CHELANG'AT ROTICH	4G	8,154.00
8174	ANNE MICHELLE NDUNGU	4G	6,599.00
7914	ROP DEBORAH CHELANGAT	4G	3,059.00
8075	GLORIA MWANGADA	4G	3,000.00
7904	PATRICIA KENDI	4G	2,500.00
7897	NATASHA IMALI MUDOGA	4G	1,869.00
7905	ASHLYNE NYAKIO OYENGA	4K	8,154.00
8390	HABIB SALMA ABDUL	4K	4,498.00
8080	WENDY BOSIBORI OGOTI	4K	4,085.00
8024	ELIZABETH CHEDI CHUAGA	4K	1,585.00
9009	WAFULA KRYSTAL SHIGOLI	4N	33,136.00
8203	PHOEBE NABWIRE JUMA	4N	26,154.00
8255	GRACE LORNA AJWANG	4N	13,198.00
8984	HAWA NOOR MOHAMMED	4N	8,246.00
7906	JESSICA SYOMBUA MUTAHI	4N	8,154.00
8162	NICOLE KEMUNTO ANGWENYI	4N	7,600.00
8164	DANIELLE WAKOYO OMBOK	4N	4,134.00
7987	SAMANTHA NKIROTE	4N	2,501.00
8186	WANJIKU HILDA NYAMBURA	4P	22,400.00
8263	WOGAH WILFRIDE GIFT	4P	18,737.00
8108	GICHURE NISSY WAIRIMU	4P	8,409.00
8097	LILLY ANNE A OKEYO	4P	8,156.00
8322	FAVOUR PRAISE OKWACH	4P	8,154.00
9061	ALEXIS MALAIKA	4P	8,154.00
8259	KYENGO FAITH MWENDE	4P	7,406.00
7986	ONYANGO SHIRLEEN	4P	5,131.00
7956	KERUBO TRIZZAH ELSIE	4P	5,009.00
8887	BLESSING KASAYA IJIMBA	4P	3,414.00
8996	LEMPURIS NATASHA SEMEYIAN	4P	3,011.75
8032	ANTONY ELSIE MEGG KASERA	4R	72,378.50
8261	TERIAN KUDATE	4R	18,883.00
8092	CHEPNG'ETICH TETICH KORIR	4R	8,154.00
8467	STACY GRACE NJOKI	4R	8,154.00
8217	OTIENO ISABELLAH ANYANGO	4R	8,148.00
7941	TECLA GATWIRI	4R	4,546.00
8985	ABIGAEI NYABOKE MANYINSA	4R	3,000.00
8236	MUNGAI VICTORIA WANJIKU	4R	2,486.00
8332	MILLICENT EASTER ACHIENG	4S	15,950.00
8370	SCOVIA ADHIAMBO	4S	10,029.00
8306	MONICAH MUGURE	4S	8,850.00
8313	DEBRAH HAZEL OLUOCH	4S	6,809.00
8363	HOPE WENDY OTORY	4S	5,713.00
8362	OMBASO DELIGHT KERUBO	4S	4,600.00
9035	HAPPINESS JOY	4W	32,646.00
8197	STEPHANIE OCHOMBA	4W	11,415.00
7989	MGHOI SHENAZ JAMAL	4W	5,000.00
8211	AMINA JILLO HUSSEIN	4Y	21,291.00
8200	LORRAINE WAMBURA	4Y	11,160.00

7917	PATRICIA - JEN SANSANG'ANDWE	4Y	9,254.00
8065	DALTIAN WAITHERERO MWANGI	4Y	8,203.00
7913	CANDISE DAPHINE	4Y	8,154.00
7946	DANIELLA AWUOR OTIENO	4Y	8,154.00
8357	HUSSEIN MUNIRA ADAN	4Y	7,000.00
8040	ZEINAB IDRIS MAALIM	4Y	6,461.00
8188	STACY ACHIENG RUTH	4Y	5,800.00
8086	PERPETUA CHEPKOECH	4Y	5,194.00
7960	JOAN NTHAMBA	4Y	5,076.00
8265	CHEPTAREI AMY NGATHA	4Y	2,846.00
8397	OKECH TRACY AWINO	4Y	2,633.00
7813	ASHA NUR JAMAAL	4W	<u>3,200.00</u>
	TOTAL		4,361,092.00

ST GEORGE'S GIRLS' SECONDARY SCHOOL, NAIROBI
LIST OF SUNDRY CREDITORS AS AT 30TH JUNE, 2024.
SCHOOL FUND ACCOUNT

<u>S.NO.</u>	<u>NAME OF SUPPLIER</u>	<u>VOTEHEAD</u>	<u>AMOUNT</u>	
			<u>KSHS</u>	<u>CTS</u>
1	DannyKam Agencies	B.E.S		842,960.00
2	Kinangop Dairy Ltd	B.E.S		363,192.00
3	Thandi General stores	B.E.S		269,605.00
4	Dee Exe Investment	B.E.S		245,568.00
5	Conso Holding Ltd	B.E.S		81,915.00
6	Joy Bubbles Traders	B.E.S		15,600.00
7	Annex Superlinks Investment	B.E.S		523,184.00
8	Efficacy Nest	B.E.S		2,708,650.00
9	Gichimbo Enterprises	S.E.S		4,250.00
10	Little Acres Farms	B.E.S		2,758,630.00
11	Minazi Apparel	Administration costs		33,200.00
12	Bake Wave Limited	Bakey		15,718.00
13	Pin Point Hygiene ServicesLtd	B.E.S		77,720.00
14	Belea Pharmacy Ltd	Medical		133,303.00
15	Hwathi Limited	B.E.S		64,000.00
16	Sammary Enterprises	B.E.S		21,000.00
17	Tadashi Investments	Farm		10,500.00
18	Stewan Computer Garage Ltd	ICT Infrastructure		348,000.00
TOTAL				8,516,995.00

SUMMARY

VOTEHEADS

	<u>KSHS</u>	<u>CTS</u>
B.E.S.		7,972,024.00
ICT Infrastructure		348,000.00
Bakey		15,718.00
Medical		133,303.00
S.E.S		4,250.00
Farm		10,500.00
Administration costs		33,200.00
TOTAL		8,516,995.00

ST GEORGE'S GIRLS' SECONDARY SCHOOL, NAIROBI
SCHOOL FUND ACCOUNT
LIST OF SUNDRY CREDITORS AS AT 31ST DECEMBER, 2019.

<u>S.NO.</u>	<u>NAME OF SUPPLIER</u>	<u>VOTEHEAD</u>	<u>AMOUNT</u>	
			KSHS	CTS
	DPL FESTIVE CO LTD	B.E.S		840,375.00

ST GEORGE'S GIRLS' SECONDARY SCHOOL, NAIROBI
LIST OF SUNDRY CREDITORS AS AT 30TH JUNE, 2024.
INCOME GENERATING ACCOUNT

<u>S.NO.</u>	<u>NAME OF SUPPLIER</u>	<u>VOTEHEAD</u>	<u>AMOUNT</u>	
			KSHS	CTS
1	Zim Nuts	Tuckshop		8,000.00
2	Brookside Dary Ltd	Tuckshop		144,480.00
3	Mill Bakers Limited	Tuckshop		78,650.00
	TOTAL			231,130.00

SUMMARY


VOTEHEADS

	KSHS	CTS
Tuckshop		231,130.00
TOTAL		231,130.00

ST. GEORGES GIRLS' SECONDARY SCHOOL
DETAILED TRIAL BALANCE (KCB FEES COLLECTION - A/C:1172853126)
FOR THE PERIOD 01-Jul-2023 TO 30-Jun-2024

GL ACCOUNT	LF	Estimates	Commitments	DR	CR	RUNNING BAL
1.1. Opening Balances						
KCB FEES COLLECTION -			0.00		715,452.56	
CASH MAIN ACCOUNT			0.00		8,002.96	
CO-OP BANK FEES COLLECTION - A/C			0.00		189,715.48	
2. Income & Expenditure						
INCOME						
Boarding (Bes)		61,847,993.00	0.00	54,112,350.23	56,665,247.33	7,735,642.77
Local Travel & Transport (Lt&T)		7,196,152.00	0.00	6,457,903.20	5,174,648.22	738,248.80
Electricity Water & Conservancy (Ewc)		11,633,653.00	0.00	10,799,696.20	7,241,205.04	833,956.80
Administrative Cost		5,117,165.00	0.00	2,107,577.61	2,564,745.19	3,009,587.39
Repair Maintenance & Improvement(Rmi)		3,695,669.00	0.00	5,216,415.30	5,621,651.28	-1,520,746.30
Activity		7,258,186.00	0.00	3,530,030.00	8,105,741.27	3,728,156.00
Medical		1,374,833.00	0.00	247,433.50	1,565,060.54	1,127,399.50
Personal Emolument (Salaries)		30,414,795.00	422,000.00	21,675,849.20	18,862,660.00	8,316,945.80
School Equipment & Stores (Ses)		22,225,383.00	0.00	24,117,750.60	22,785,494.76	-1,892,367.60
Initial Equipment Fund			0.00	3,411,340.00	9,081,752.00	
Ict Infrastructure			0.00	3,607,126.30	10,451,920.85	
SIDIES (OTHER INCOME)						
House Rent			0.00	2,598,082.35	9,329,571.00	
Bakery			0.00	17,648,728.00	12,543,956.00	
Development Project-Dorm			0.00	5,335,889.20	12,071,162.93	
4. FUNDED ACCOUNTS						
FUNDED ACCOUNTS						
Clubs And Societies			0.00	416,000.00	518,835.00	
Students Welfare			0.00	360,000.00	237,175.00	
Bursary			0.00	529,000.00	696,137.00	
Farm			0.00	569,500.00	111,300.00	
Accomodation			0.00	15,661,732.00	19,425,614.20	
Infrastructure Development			0.00		5,335,297.50	
5. Clearance Accounts						
CLEARANCE ACCOUNT						
Nssf			0.00	1,176,154.00	1,176,154.00	
Nhif			0.00	432,300.00	432,300.00	
Paye			0.00	1,390,210.00	1,390,210.00	
Pension			0.00	1,716,646.00	1,716,646.00	
Old Mutual			0.00	504,000.00	504,000.00	
mu Sacco			0.00	434,430.00	434,430.00	
Non Teaching Welfare			0.00	4,245,587.00	4,245,587.00	
7. Other						
DEBTORS						
Student Debtors			0.00		10,110,108.26	
Sundry Debtors			0.00		8,188,294.00	
CREDITORS						
Fees Prepayment			0.00	429,941.00	4,791,033.23	
Sundry Creditors			0.00	46,121,232.65		
8.2. Closing Balances						
KCB FEES COLLECTION -			0.00	4,604,589.45		
CASH MAIN ACCOUNT			0.00	139,094.13		
CO-OP BANK FEES COLLECTION - A/C			0.00	2,694,520.68		
GRAND TOTALS				242,291,108.60	242,291,108.60	

PREPARED BY

SIGN: 
MRS. MARY M. GITHINJI
BURSAR - ST GEORGES GIRLS HIGH SCHOOL

DATE: 01/07/2024

APPROVED BY

SIGN: 
MRS. GRACE W. MACHARIA
CHIEF PRINCIPAL - ST GEORGES GIRLS HIGH SCHOOL

DATE: 1/7/2024



ST GEORGE'S GIRLS SECONDARY SCHOOL.
SCHOOL FUNDS ACCOUNT - KCB BANK
BANK RECONCILIATION AS AT 30TH JUNE, 2024

		<u>KSHS</u>	<u>KSHS</u>
30.06.2024	Balance as per Cash Book		4,604,589.45
	Add unrepresented Cheques		
16.05.2024	Pinnacle Systems Ltd	004439	10,000.00
14.06.2024	Danny kam Agencies	004506	800,000.00
14.06.2024	Danny kam Agencies	004507	559,675.00
14.06.2024	Naivas Ltd	004513	28,836.00
18.06.2024	Uniform Distributors	004518	4,470.00
25.06.2024	I.C.E.A Lion Assurance	004535	196,812.00
25.06.2024	Paymaster General Kenya	004541	<u>56,000.00</u>
		1,655,793.00	1,655,793.00
	Add Uncredited Deposits		
		<u>AMOUNT</u>	
31.01.2024	Cash Deposit		15,743.00
29.02.2024	Cash Deposit		5,000.00
31.03.2024	Cash Deposit		111,282.00
30.04.2024	Cash Deposit		150,000.00
31.05.24	Cash Deposit		471,571.40
30.06.24	Cash Deposit		<u>271,103.00</u>
		1,024,699.40	1,024,699.40
31.05.2024	Less Returned Cheque		3,500.00
30.06.2024	Less Returned Cheque		<u>5,000.00</u>
30.06.2024	Balance as per Bank Statement		<u>7,276,581.85</u>

ST GEORGE'S GIRLS SECONDARY SCHOOL.
BOARDING AND OTHER FUNDS - CO-OPERATIVE BANK
BANK RECONCILIATION AS AT 30TH JUNE, 2024

		<u>KSHS</u>	<u>KSHS</u>
30.06.2024	Balance as per Cash Book		2,694,520.68
	Add Uncredited Deposits		
30.06.2024	Cash Deposit	21,600.00	
30.06.2024	Cash Deposit	<u>21,600.00</u>	
		<u>43,200.00</u>	43,200.00
	Less Bank Charges		714.00
30.06.2024	Balance as per Bank Statement		<u>2,737,006.68</u>

ST. GEORGE'S GIRLS' SECONDARY SCHOOL
SCHOOL SCHOOL FUND

CASH SURVEY CERTIFICATE AS AT 30TH JUNE, 2024

NOTES:

1000	1000 X 136	136,000.00
500	500 X 5	2,500.00
200	200 X 1	200.00
100	100 X 1	100.00
50	50 X 3	150.00
<u>COINS:</u>		
40	40 X	
20	20 X 4	80.00
10	10 X 6	60.00
5	5 X	
1	1 X 4	4.00
50CTS	0.50 X	
10CTS	0.10 X 1	0.10
5CTS	0.05 X 1	0.05
TOTAL		

ADD: UNBANKED CHEQS


ADD: UNSURRENDERED
(AS PER LIST

IMPRESTS;-
ATTACHED)

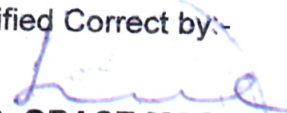
GRAND TOTAL

139,094.15

Prepared by:-


M.M. GITHINJI (MRS)
BURSAR.


Certified Correct by:-


MRS. GRACE MACHARIA
PRINCIPAL.

**ST. GEORGES GIRLS' SECONDARY SCHOOL
 DETAILED TRIAL BALANCE (KCB OPERATIONS A/C: 1172853762)
 FOR THE PERIOD 01-Jul-2023 TO 30-Jun-2024**

ACCOUNT	LF	Estimates	Commitments	DR	CR	RUNNING BAL
1.1. Opening Balances						
KCB OPERATIONS A/C: 1172853762						
CASH - OPERATIONS			0.00		897,647.40	
2. Income & Expenditure			0.00			
INCOME						
Local Travel & Transport (Lt&T)			0.00	614,873.05	1,520,564.40	
Electricity Water & Conservancy (Ewc)			0.00	2,259,092.00	1,520,564.40	
Administrative Cost			0.00	1,139,292.01	1,269,403.92	
Repair Maintenance & Improvement(Rmi)			0.00	4,193,900.00	4,193,900.00	
Activity			0.00	75,150.00	1,780,460.00	
Medical			0.00	164,820.00	1,601,175.00	
Personal Emolument (Salaries)			422,000.00	7,129,184.60	8,370,420.40	
4. FUNDED ACCOUNTS						
FUNDED ACCOUNTS						
Maintenance Improvement Fund			0.00	4,267,440.00	4,267,440.00	
5. Clearance Accounts						
CLEARANCE ACCOUNT						
Ministry Of Education-Fse Grant			0.00	23,525,428.10	23,525,428.10	
Nssf			0.00	488,668.00	488,668.00	
Nhif			0.00	143,900.00	143,900.00	
Paye			0.00	488,406.00	488,406.00	
Penston			0.00	574,894.00	574,894.00	
Old Mutual			0.00	168,000.00	168,000.00	
Elimu Sacco			0.00	144,810.00	144,810.00	
Non Teaching Welfare			0.00	1,464,575.00	1,464,575.00	
2. Closing Balances						
KCB OPERATIONS A/C: 1172853762			0.00	5,577,823.86		
CASH - OPERATIONS			0.00			
GRAND TOTALS				52,420,256.62	52,420,256.62	

PREPARED BY

SIGN: 
 MRS. MARY M. GITHINJI
 PRINCIPAL - ST GEORGES GIRLS HIGH SCHOOL

DATE: 01/07/2024

APPROVED BY

SIGN: 
 MRS. GRACE W. MACHARIA
 CHIEF PRINCIPAL - ST GEORGES GIRLS HIGH SCHOOL

DATE: 01/7/2024



ST GEORGE'S GIRLS' SECONDARY SCHOOL

OPERATIONS ACCOUNT

BANK RECONCILIATION AS AT 30TH JUNE, 2024

DATE

30.06.2024	Bank Balance as Per Cash Book			5,577,823.86
	Add Unpresented Cheque			
23.05.2024	Uniform Distributors	000664	122,970.00	
13.06.2024	Scania E. A. Ltd	000668	325,762.35	
30.06.2024	Infrastructure Account	000669	<u>2,264,900.00</u>	
			2,713,632.35	<u>2,713,632.35</u>
30.06.2024	Balance as per Bank Statement			<u>8,291,456.21</u>

**ST. GEORGES GIRLS' SECONDARY SCHOOL
 DETAILED TRIAL BALANCE (KCB TUITION A/C: 1172853444)
 FOR THE PERIOD 01-Jul-2023 TO 30-Jun-2024**

GL ACCOUNT	LF	Estimates	Commitments	DR	CR	RUNNING BA
1.1. Opening Balances						
KCB TUITION A/C: 1172853444						
CASH - TUITION			0.00			
2. Income & Expenditure			0.00		68,727.55	
INCOME						
Teaching Materials						
Bank Charges						
5. Clearance Accounts			0.00	3,295,766.00	4,846,901.80	
CLEARANCE ACCOUNT			0.00	2,595.00		
Ministry Of Education-Fse Grant						
8.2. Closing Balances						
KCB TUITION A/C: 1172853444			0.00	4,846,901.80	4,846,901.80	
CASH - TUITION			0.00	1,617,268.35		
GRAND TOTALS			0.00			
				9,762,531.15	9,762,531.15	

PREPARED BY

SIGN: Mary M. Githinji
 MRS. MARY M. GITHINJI
 CURSAR - ST GEORGES GIRLS HIGH SCHOOL

DATE: 01/07/2024

APPROVED BY

SIGN: Grace W. Macharia
 MRS. GRACE W. MACHARIA
 CHIEF PRINCIPAL - ST GEORGES GIRLS HIGH SCHOOL

DATE: 1/7/2024

ST GEORGE'S GIRLS' SECONDARY SCHOOL

TUITION ACCOUNT

DATE

BANK RECONCILIATION AS AT 30TH JUNE, 2024

30.06.2024 Balance as Per Cash Book

1,617,268.35


30.06.2024 Balance as per Bank Statement

1,617,268.35

ST. GEORGES GIRLS' SECONDARY SCHOOL
DETAILED TRIAL BALANCE (KCB INFRASTRUCTURE - A/C:1214937942)
FOR THE PERIOD 01-Jul-2023 TO 30-Jun-2024

ACCOUNT	LF	Estimates	Commitments	DR	CR	RUNNING BAL
1. Opening Balances						
KCB INFRASTRUCTURE -			0.00		5,527.95	
CASH - INFRASTRUCTURE			0.00			
2. Income & Expenditure						
INCOME						
<i>Bank Charges</i>			0.00	2,150.00		
FUNDED ACCOUNTS						
UNFUNDED ACCOUNTS						
<i>Maintenance Improvement Fund</i>			0.00	5,538,521.00	6,196,440.00	
3. Closing Balances						
KCB INFRASTRUCTURE -			0.00	661,296.95		
CASH - INFRASTRUCTURE			0.00			
GRAND TOTALS				6,201,967.95	6,201,967.95	

PREPARED BY

IGN: 
J. MARY M. GITHINJI
URSAR - ST GEORGES GIRLS HIGH SCHOOL

DATE: 01/07/2024

APPROVED BY

SIGN:  DATE: 1/7/2024
MRS. GRACE W. MACHARIA
CHIEF PRINCIPAL - ST GEORGES GIRLS HIGH SCHOOL



ST. GEORGES GIRLS' SECONDARY SCHOOL
DETAILED TRIAL BALANCE (KCB INCOME GEN. A/C: 1252308582)
FOR THE PERIOD 01-Jul-2023 TO 30-Jun-2024

GL ACCOUNT	LF	Estimates	Commitments	DR	CR	RUNNING
1.1. Opening Balances						
KCB INCOME GEN. A/C: 1252308582			0.00		1,215,364.35	
CASH - INCOME GENERATING			0.00		92,952.00	
2. Income & Expenditure						
INCOME						
<i>Pta Academic Programmes</i>			0.00	7,472,765.00	5,864,650.80	
<i>Bank Charges</i>			0.00	20,316.22		
SUBSIDIES (OTHER INCOME)						
<i>House Rent</i>			0.00	12,664,362.00	21,273,683.00	
<i>Tuck Shop</i>			314,480.00	10,964,658.70	15,050,240.20	
<i>Bakery</i>			0.00	4,594,440.00	2,537,348.00	
<i>Development Project-Dorm</i>			0.00	5,748,359.70	139,212.70	
4. FUNDED ACCOUNTS						
FUNDED ACCOUNTS						
<i>Farm</i>			0.00	239,000.00	35,500.00	
<i>Accommodation</i>			0.00	4,937,999.00	3,584,570.00	
7. Other						
DEBTORS						
<i>Sundry Debtors</i>			0.00		1,377,697.00	
CREDITORS						
<i>Sundry Creditors</i>			0.00	153,680.00		
8.2. Closing Balances						
KCB INCOME GEN. A/C: 1252308582			0.00	4,241,394.43		
CASH - INCOME GENERATING			0.00	134,243.00		
GRAND TOTALS				51,171,218.05	51,171,218.05	

PREPARED BY

SIGN: _____

Mary M. Githinji

DATE: *01/07/2024*

MRS. MARY M. GITHINJI

BURSAR - ST GEORGES GIRLS HIGH SCHOOL

APPROVED BY

SIGN: _____

Grace W. Macharia

DATE: *01/07/2024*

MRS. GRACE W. MACHARIA

CHIEF PRINCIPAL - ST GEORGES GIRLS HIGH SCHOOL

ST GEORGE'S GIRLS SECONDARY SCHOOL.
INCOME GENERATING ACCOUNT
BANK RECONCILIATION AS AT 30TH JUNE, 2024

		<u>KSHS</u>	<u>KSHS</u>
0.06.2024	Balance as per Cash Book		4,241,394.43
	Add Unpresented Cheque		
0.04.2024	Grace Rwamba M. 000486	40,000.00	
0.06.2024	Unga Employees Sacco 000506	<u>86,400.00</u>	
		126,400.00	126,400.00
	Add Uncredited Deposits		
06.2024	Cash Deposit		<u>150,000.00</u>
06.2024	Balance as per Bank Statement		<u>4,517,794.43</u>

ST. GEORGE'S GIRLS' SECONDARY SCHOOL

INCOME GENERATING ACCOUNT

CASH SURVEY CERTIFICATE AS AT 30TH JUNE, 2024

NOTES:

1000	1000 X 131	131,000.00
500	500 X 5	2,500.00
200	200 X 3	600.00
100	100 X 1	100.00
50	50 X	
<u>COINS:</u>		
20	20 X 2	40.00
10	10 X	
5	5 X	
1	1 X 3	3.00
50CTS	0.50 X	
10CTS	0.10 X	
5CTS	0.05 X	
TOTAL		

ADD: UNBANKED CHEQS


ADD: UNSURRENDERED
(AS PER LIST)

IMPRESTS;-
ATTACHED)


GRAND TOTAL

134,243.00

Prepared by:-


M. M. GITHINJI (MRS)
BURSAR.

Certified Correct by:-


GRACE W. MACHARIA (MRS)
CHIEF PRINCIPAL.

1218 CA 41 BRANCHES
CERTIFICATE OF BALANCE

KCB Bank Limited
(Incorporated in Kenya)

CERT2418700171

KCB HURLINGHAM
.....

05 JUL 2024
.....

Certified that the balance at the CREDIT Of ST.GEORGE'S GIRLS' SEC SCHOOL FUND
.....

A/C 1172853126
.....

at the close of business on 30 JUN 2024 Was KES
.....

SEVEN MILLION TWO HUNDRED AND SEVENTY SIX THOUSAND FIVE HUNDRED AND EIGHTY ONE CENTS EIGHTY FIVE
.....

KES 7,276,581.85
.....

Examined by

Manager Service Quality & Compliance Branch Manager

[Handwritten signature and stamp of KCB Bank Kenya Ltd]



CO-OPERATIVE BANK

We are you

CUSTOMER: ST GEORGES GIRLS SEC SCHOOL

AT CLOSE OF BUSINESS ON: 30/06/2024

1. Balances(include NIL balances) on all accounts including deposits:

01129123266000 - KES 2,737,006.68 Cr

2. Details of loans, overdrafts and facilities granted, stating whether secured or not, and if secured, nature of security held :

- NIL

3. The name of the account and date of closure in respect of any accounts which have been closed during the year ended on the above date :

- NIL

4. Interest accrued not included in the above balances :

5. Bills receivable discounted :

6. Bills held for collection :

7. List of stocks, shares, title deeds or other securities held by us, whether free from any charge, lien or any other encumbrance, and if bearer securities in whose name they were registered :

8. Guarantees given to us to the client and by us on behalf of the Client

9. Right of set-off

10. Forward contracts for the purchase or sale of foreign exchange

11. Withholding tax certificates for all interest during the year

1218 CA 41 BRANCHES
CERTIFICATE OF BALANCE

KCB Bank Limited
(Incorporated in Kenya)

CERT2418700172

KCB HURLINGHAM
.....

05 JUL 2024
.....

Certified that the balance at the

CREDIT

Of ST.GEORGE'S GIRLS' SEC SCHOOL TUTTI
.....

A/C 1172853444
.....


at the close of business on 30 JUN 2024 Was KES
.....

ONE MILLION SIX HUNDRED AND SEVENTEEN THOUSAND TWO HUNDRED AND SIXTY EIGHT CENTS THIRTY FIVE
.....

KES 1,617,268.35
.....

Examined by

~~FOR KCB BANK KENYA LTD~~
.....



Manager Service Quality & Compliance Branch Manager

1218 CA 41 BRANCHES
CERTIFICATE OF BALANCE

KCB Bank Limited
(Incorporated in Kenya)

CERT2418700178

KCB HURLINGHAM
.....

05 JUL 2024
.....

Certified that the balance at the CREDIT OF ST.GEORGES GIRLS SEC SCHOOL.
.....

A/C 1252308582
.....

at the close of business on 30 JUN 2024 Was KES
.....

FOUR MILLION FIVE HUNDRED AND SEVENTEEN THOUSAND SEVEN HUNDRED AND NINETY FOUR CENTS FORTY THREE
.....

KES 4,517,794.43
.....

Examined by


.....
Manager Service Quality & Compliance Branch Manager


.....

ST. GEORGES GIRLS` SECONDARY SCHOOL
DETAILED TRIAL BALANCE (KCB FEES COLLECTION - A/C:1172853126)
FOR THE PERIOD 01-Jul-2023 TO 30-Jun-2024

ACCOUNT	LF	Estimates	Commitments	DR	CR	RUNNING BAL
1. Opening Balances						
KCB FEES COLLECTION - CASH MAIN ACCOUNT			0.00		715,452.56	
CO-OP BANK FEES COLLECTION - A/C			0.00		189,715.48	
Income & Expenditure						
COME						
Boarding (Bes)		65,268,174.00	0.00	62,084,374.23	65,268,174.33	3,183,799.77
Local Travel & Transport (Lt&T)		6,566,800.00	0.00	6,457,903.20	6,566,741.22	108,896.80
Electricity Water & Conservancy (Ewc)		7,881,653.00	0.00	10,799,696.20	7,881,876.06	-2,918,043.20
Administrative Cost		2,652,561.00	0.00	2,140,777.61	2,651,561.19	511,783.39
Repair Maintenance & Improvement(Rmi)		5,816,669.00	0.00	5,216,415.30	5,816,315.28	600,253.70
Activity		8,423,786.00	0.00	3,530,030.00	8,423,644.27	4,893,756.00
Medical		1,665,133.00	0.00	380,736.50	1,665,084.54	1,284,396.50
Personal Emolument (Salaries)		22,443,695.00	0.00	21,675,849.20	22,443,528.00	767,845.80
School Equipment N Stores (Ses)		24,754,983.00	0.00	24,122,000.60	24,754,938.76	632,982.40
Initial Equipment Fund		9,135,100.00	0.00	3,411,340.00	9,135,035.00	5,723,760.00
ICT Infrastructure		10,724,000.00	0.00	3,955,126.30	10,723,822.85	6,768,873.70
Students Id			0.00		4,000.00	
BSIDIES (OTHER INCOME)						
House Rent		9,330,000.00	0.00	2,598,082.35	9,329,571.00	6,731,917.65
Bakery		12,544,000.00	0.00	17,664,446.00	12,543,956.00	-5,120,446.00
Development Project-Dorm		12,557,000.00	0.00	5,335,889.20	12,556,731.93	7,221,110.80
FUNDED ACCOUNTS						
UNFUNDED ACCOUNTS						
Clubs And Societies			0.00	416,000.00	518,835.00	
Students Welfare			0.00	360,000.00	237,175.00	
Bursary			0.00	529,000.00	696,137.00	
Uniform			0.00	580,000.00	111,300.00	
Accommodation			0.00	15,661,732.00	23,906,952.20	
Infrastructure Development			0.00		6,354,677.50	
Clearance Accounts						
REARANCE ACCOUNT						
Assess			0.00	1,176,154.00	1,176,154.00	
Gift			0.00	432,300.00	432,300.00	
Typ			0.00	1,390,210.00	1,390,210.00	
ension			0.00	1,716,646.00	1,716,646.00	
Old Mutual			0.00	504,000.00	504,000.00	
Simu Sacco			0.00	434,430.00	434,430.00	
on Teaching Welfare			0.00	4,245,587.00	4,245,587.00	
Other						
DEBTORS						
Ident Debtors			0.00	14,202,251.00	10,118,466.26	
undry Debtors			0.00	4,481,338.00	8,188,294.00	
CREDITORS						
es Prepayment			0.00	4,947,234.02	4,791,033.23	
undry Creditors			0.00	46,121,232.65	8,516,995.00	
2. Closing Balances						
KCB FEES COLLECTION - CASH MAIN ACCOUNT			0.00	4,612,947.45		
CO-OP BANK FEES COLLECTION - A/C			0.00	139,094.13		
			0.00	2,694,520.68		
GRAND TOTALS				274,017,343.62	274,017,343.62	

PREPARED BY

SIGN:



DATE: 11/09/2024

MRS. MARY M. GITHINJI

RSAR - ST GEORGES GIRLS HIGH SCHOOL

APPROVED BY

SIGN:



DATE: 11/09/2024

MRS. GRACE W. MACHARIA


CHIEF PRINCIPAL - ST GEORGES GIRLS HIGH SCHOOL

ST. GEORGES GIRLS' SECONDARY SCHOOL
DETAILED TRIAL BALANCE (KCB INCOME GEN. A/C: 1252308582)
FOR THE PERIOD 01-Jul-2023 TO 30-Jun-2024

ACCOUNT	LF	Estimates	Commitments	DR	CR	RUNNING BAL
1. Opening Balances						
KCB INCOME GEN. A/C: 1252308582			0.00		1,215,364.35	
CASH - INCOME GENERATING			0.00		92,952.00	
Income & Expenditure						
COME						
Academic Programmes			0.00	7,472,765.00	5,864,650.80	
Bank Charges			0.00	20,316.22		
SUBSIDIES (OTHER INCOME)						
House Rent			0.00	12,664,362.00	4,771,927.00	
Tuck Shop			162,000.00	11,349,468.70	15,050,240.20	
Bakery			0.00	4,594,440.00	3,632,406.00	
Sale Of Assets			0.00		16,600,000.00	
Development Project-Dorm			0.00	5,748,359.70	139,212.70	
UNDEBTED ACCOUNTS						
DEBTED ACCOUNTS						
Dorm			0.00	239,000.00	35,500.00	
Accommodation			0.00	4,937,999.00	3,584,570.00	
Other						
DEBTORS						
Sundry Debtors			0.00	1,353,027.00	1,537,422.00	
EDITORS						
Sundry Creditors			0.00		231,130.00	
2. Closing Balances						
KCB INCOME GEN. A/C: 1252308582			0.00	4,241,394.43		
CASH - INCOME GENERATING			0.00	134,243.00		
GRAND TOTALS				52,755,375.05	52,755,375.05	

PREPARED BY

SIGN:



DATE: 11/09/2024

MRS. MARY M. GITHINJI

HEADSQUARED - ST GEORGES GIRLS HIGH SCHOOL

APPROVED BY

SIGN:



DATE: 11/09/2024

MRS. GRACE W. MACHARIA

CHIEF PRINCIPAL - ST GEORGES GIRLS HIGH SCHOOL

