

REPUBLIC OF KENYA



Enhancing Accountability

PARLIAMENT
OF KENYA
LIBRARY

REPORT

THE NATIONAL ASSEMBLY
PAPERS LAID

DATE: 30 JUL 2025

DAY.

Wednesday

TABLED
BY

Hon. Owen Bayo, CBS, MP
Deputy Majority Leader

CLERK-AT
THE-TABLE:

Loxale

THE AUDITOR-GENERAL

ON

**MATUNGULU GIRLS SECONDARY
SCHOOL**

**FOR THE YEAR ENDED
30 JUNE, 2024**



OFFICE OF THE AUDITOR GENERAL
P. O. Box 30084 - 00100, NAIROBI
KENYA
03 JUN 2025
RECEIVED



MATUNGULU GIRLS SECONDARY SCHOOL
ANNUAL REPORT AND FINANCIAL STATEMENTS
FOR THE FINANCIAL YEAR ENDED
30TH JUNE 2024

Prepared in accordance with the Cash Basis of Accounting Method under the International Public Sector Accounting Standards (IPSAS)

Table of Contents

Page

1. Acronyms and Definition of Key Terms.....	ii
2. Key School Information and Management	iii
3. Summary Report of Performance of The School	viii
4. Statement of School Management Responsibility.....	xii
5. Report of the Independent Auditors.....	xiii
6. Statement of Receipts and Payments for the Year Ended 30 th June 2024.....	1
7. Statement of Assets and Liabilities as At 30 th June 2024	2
8. Statement of Cash Flows for the Year Ended 30 th June 2024.....	3
9. Statement Of Budgeted Versus Actual Amounts for The Year Ended 30 th June 2024	5
10. Significant Accounting Policies	7
11. Notes To the Financial Statements	9
12. Annexes	20

1. Acronyms and Definition of Key Terms

A. Acronyms.

BOM	Board of Management
CEB	County Education Board
IPSAS	International Public Sector Accounting Standards
KCSE	Kenya Certificate of Secondary Education
PFM	Public Finance Management
PSASB	Public Sector Accounting Standards Board
FY	Financial Year
FDSE	Free Day Secondary Education
TSC	Teachers Service Commission
SMASSE	Strengthening of Mathematics and Science in Secondary Education
BES	Boarding Equipment and Stores
CBC	Competence Based Curriculum
CDF	Constituency Development Fund
NT	Non-Teaching
PA	Parent Association
EWC	Electricity Water and Conservancy
LTT	Local Travel Transport
ADM	Administration

B. Definition of Key Terms

Comparative Year- Means the prior period.

2.Key School Information and Management

(a) Background information

The school is domiciled in Kenya and its operations are governed under the Basic Education Act, 2013. It is in Machakos County, Matungulu Sub-County.

The school was registered in 28/11/2023 under registration number 16S30000954 and is currently categorized as an extra county public school established, owned or operated by the Government.

The school is a boarding school and had 1399 number of students as at 30th June 2024. It has 6 streams and 44 teachers of which 9 teachers are employed by the School Board of Management.

(b) School Board of Management - Board Members

The School Board of Management established under Section 55 of the Basic Education Act, 2013; is composed of the following members:

Ref:	Name of Board Member	Designation	Date of appointment
1	Dr Douglos Makewa	Chairman	March 2022
2	Mrs Juliana Musaba	Secretary - Principal	March 2022
3	Proffesser Lelo	Member	March 2022
4	Mr Albanus Munyao	Member	March 2022
5	Eunice Mailu	Member	March 2022
6	Juliana Kivasu	Member	March 2022
7	Pricilar Kioko	Member	March 2022
8	Fridah Musya	Member	March 2022
9	Dennis Makau	Co-opted member	March 2022
10	Wilfred Makori	Member - Rep Teachers	March 2022
11	Rev Simon Mutuku	Members - Sponsor	March 2022
12	Simon Nzuki	Member	March 2022
13	Faith Mbai	Member	March 2022
14	Joseph Musembi	Member	March 2022
15	Mathewe Muthuku	Member- Special Needs	March 2022
16	Ayub Kinyanjui	Co-opted member	March 2022

The functions of the School Board of Management are to:

- Promote the best interests of the School and ensure its development.
- Promote quality education for all pupils in accordance with the standards set under the Basic Education Act, 2013.
- Ensure and assure the provision of proper and adequate facilities for the School.
- Manage the School's affairs in accordance with the rules and regulations governing occupational safety and health.
- Advise the County Education Board on the staffing needs of the School.
- Determine cases of pupils' discipline and make reports to the CEB.
- Prepare comprehensive termly report on all areas of its mandate and submit the report to CEB.
- Administer and manage the resources of the School.
- Receive, collect and account for any funds accruing to the institution in accordance with Article 226 (1) (a) of the Constitution of Kenya, Section 81 of the Public Finance Management Act, 2012 and the Fourth Schedule para 21 and 23 of the Basic Education Act, 2013.

(c) Committees of the Board

Ref:	Name of Committee	Names of Members	Designation	Number of meetings attended during the year
1	Executive Committee	1. Dr Douglas Makewa 2. Mrs Juliana Musaba. 3. Mr Albanus Munyao 4. Juliana Kivasu 5. Pricillar Kioko	Chair person Secretary Member Member Member	3 out of 3 3 out of 3 3 out of 3 3 out of 3 1 out of 3
2	Audit Committee	1. Joseph Musembi 2. Mr Albanus Munyao 3. Dr Douglas Makewa	Chair person Secretary member	1 out of 1 1 out of 1 1 out of 1
3	Finance, procurement and general purposes Committee	1. Joseph Musembi 2. Mr Albanus Munyao 3. Dr Douglas Makewa	Chair person Secretary Member	2 out of 2 2 out of 2 2 out of 2
4	Academic Committee	1. Fridah Musya 2. Proffessor Lelo 3. Mr Albanus Munyao 4. Eunice Mailu 5. Dr Douglas Makewa 6. Wilfred Makori 7. Mathew Muthuku	Chair person Secretary Member Member Member Member Member Member	2 out of 2 2 out of 2 2 out of 2 2 out of 2 2 out of 2 2 out of 2 2 out of 2 2 out of 2

5	Development Committee	1. Juliana Kivasu 2. Mr Albanus Munyao 3. Joseph Musembi 4. Ayub Kinyanjui	Chair person Member Member Member	2 out of 2 2 out of 2 2 out of 2 0 out of 2
6	Discipline and welfare Committee	1.Pricilar Kioko 2.Faith Mbai 3.Dr Douglas Makewa 4.Rev Simon Mutuku 5.Faith Mbai	Chair person Secretary Member Member Member	2 out of 2 2 out of 2 2 out of 2 2 out of 2 2 out of 2
7.	Full board	1.Mrs Juliana Musaba 2.Dr Douglas Makewa 3.Juliana Kivasu 4.Mr Albanus Munyao 5.Eunice Mailu 6.Profesor Lelo 7.Priscillar Kioko 8.Fridah Mukai 9.Wilfred Makori 10.Rev Siimon Mutuku 11.Faith Mbai 12.Simon Nzuki 13.Mathew Muthuku 14.Joseph Mala 15.Dennis Makau 16.Ayub Kinyanjui	Secretary Chairperson Vice Chair Member Member Member Member Member Member Member Member Member Member Member Member Member Member Co Opted Co Opted	4 out of 4 4 out of 4 4 out of 4 4 out of 4 4 out of 4 4 out of 4 2 out of 4 4 out of 4 3 out of 4 4 out of 4 4 out of 4 4 out of 4 4 out of 4 1 out of 4 4 out of 4 4 out of 4 0 out of 4

(d) School operation Management

For the financial year ended 30th June 2024 the School day-to-day management was under the following persons:

Ref:	Designation	Name	Identification
1	Chief Principal	Mrs Juliana Musaba	TSC No.335197
2	Deputy Principal-Administration	Mrs Philomena Munyasya	TSC No.245224
3	Deputy Principal-Academics	Mrs Elizabeth Mutiso	TSC No.351202
4	School Bursar	Mr Kelvin Kilonzo	ICPAK No. n/a

(e) Schools contacts

Post Office Box: 32-90131
Telephone: 0734610130
E-mail: matungulugirls@gmail.com
Website: N/A
Facebook: N/A
Twitter: N/A

(f) School Bankers

1. Name of Bank: Kenya Commercial Bank
Branch: Tala
Account Number: 1107262992 Boarding Account
Account Number: 1107398622 Tutition Account
Account Number: 1107378028 Operations Account
Account Number: 1109688342 CDF Account(Under Matungulu Constituency)
Account Number : 1154410056 Alumni Account
2. Name of Bank: Equity Bank – Boarding Account
Branch: Tala
Account Number: 0900261636074
3. Name of Bank: Co-operative Bank – Infrastructure Account
Branch: Tala
Account Number: 01129341570700

MPESA Paybill No. 522123 attached to KCB bank account No. 1107262992 (Boarding Account)

(g) Independent Auditors

Office of the Auditor General
Anniversary Towers, University Way
P.O. Box 30084
GPO 00100
Nairobi, Kenya

3. Summary Report of Performance of The School

The following is a summary report of the performance of the school against the set performance evaluation criteria:

a) Financial performance:

Year	2024	2023	2022
Surplus/deficit	1,424,239	4,046,032	16,398,379.57
Capitation grants	20,797,583	17,436,024.75	17,728,381.20
Debtors	26,971,675	32,779,027.45	27,858,757.55
Creditors	20,679,468	20,708,122	8,893,036.24
Cash balances	53,772	92,660.76	41,802.76
Bank balances	9,017,028.68	7,553,901	1,656,169.50
Parents contribution and miscellaneous income	67,735,652.00	80,064,738	47,320,443.75
Expenditure	87,108,996	93,454,981	68,708,673.38

b) Teacher Student ratio:

Year	2024	2023	2022
No of students	1,399	1,200	1,100
Bom teachers	9	5	2
TSC teachers	35	38	35
Total No. of teachers	44	43	37
Teacher Student Ratio	1:32	1:28	1:30
TSC teachers posted during the year	0	2	0
TSC teachers transferred during the year	3	2	0
TSC teachers retired during the year	0	0	0
Teachers recruited during the year(BOM)	9	5	2

c) The mean score in the 2024 KCSE:

Year	Target Mean score	Mean score	No. of students transitioned to institutions of higher learning	Comments
2024	8.5	7.56	208 University 63- Tvets	100% transitioned
2023	8.2	8.2	215 – Universities 38- Tvets	100% transitioned
2022	8.2	6.8	111- Universities 34- Tvets	95% transitioned
2021	8.2	6.8	89- Universities 65-Tvets	100% transitioned

d) Number of Candidates in the 2024 KCSE:

Year	No of candidates
2024	271
2023	253
2022	153

e) The capacity of the school:

Year	2024
No. Of Students In The School	1399
Dormitory (100 Students' Capacity)	1
Dormitory (25 Students Capacity)	25
Dining Hall (700 Student Capacity)	1
Laboratories	3
Students Toilets	42
Staff Toilets	6


f) Development projects carried out by the school:

Projects	Source of funds	Status	Initial Cost (Kshs)	Amount Spent (Kshs)	Expected completion time
Dormitory Phase 11	FDSE/parents	On going	17,851,260.00	13,665,355.15	December 2024



MRS JULIANA MUSABA

School Principal



4. Statement of School Management Responsibility

Section 81 (1) of the Public Finance Management Act, 2012 requires that, at the end of each financial year, each National Government School shall prepare financial statements in respect of that school. Section 81 (3) requires the financial statements so prepared to be in a form that complies with relevant accounting standards as prescribed by the Public Sector Accounting Standards Board (PSASB) of Kenya from time to time.

Schedule 4 (Section 23) of the Education Act, 2013 requires the Board of Management of a public institution of basic education to be keep all proper books and records of accounts of the income, expenditure and assets of the institution.

The Board of Management of *Matungulu girls' secondary school* accepts responsibility for the school's financial statements, which have been prepared on the Cash Basis Method of Financial Reporting, using appropriate accounting policies in accordance with International Public Sector Accounting Standards (IPSAS).

The Board of Management is of the opinion that the school's financial statements give a true and fair view of the state of the school's transactions during the financial year ended 30th June, 2024, and of the school's financial position as at that date.

Sign: 

Name: Dr. Douglas Makewa

Designation: Chairman, School Board of Management


Date: 11/7/2025

Sign: 

Name: Mrs. Juliana Musaba

Designation: School Principal & Secretary to Board of Management

Date: 11/7/2025

Sign: 


Name: Mr. Kelvin Kilonzo

Designation: School bursar

Date: 11/7/2025

REPUBLIC OF KENYA

Phone: +254-(20) 3214000
Email: info@oagkenya.go.ke
Website: www.oagkenya.go.ke



HEADQUARTERS
Anniversary Towers
Monrovia Street
P.O Box 30084-00100
NAIROBI

REPORT OF THE AUDITOR-GENERAL ON MATUNGULU GIRLS SECONDARY SCHOOL FOR THE YEAR ENDED 30 JUNE, 2024

PREAMBLE

I draw your attention to the contents of my report which is in three parts:

- A. Report on Financial Statements that considers whether the financial statements are fairly presented in accordance with the applicable financial reporting framework, accounting standards and the relevant laws and regulations that have a direct effect on the financial statements;
- B. Report on Lawfulness and Effectiveness in the Use of Public Resources which considers compliance with applicable laws, regulations, policies, gazette notices, circulars, guidelines and manuals and whether public resources are applied in a prudent, efficient, economic, transparent and accountable manner to ensure the Government achieves value for money and that such funds are applied for the intended purpose; and,
- C. Report on Effectiveness of Internal Controls, Risk Management and Governance which considers how the entity has instituted checks and balances to guide internal operations. This responds to the effectiveness of the governance structure, risk management environment and internal controls, developed and implemented by those charged with governance for orderly, efficient and effective operations of the entity.

A Qualified Opinion is issued when the Auditor-General concludes that, except for material misstatements noted, the financial statements are fairly presented in accordance with the applicable financial reporting framework. The Report on Financial Statements should be read together with the Report on Lawfulness and Effectiveness in the Use of Public Resources, and the Report on Effectiveness of Internal Controls, Risk Management and Governance.

The three parts of the report are aimed at addressing the statutory roles and responsibilities of the Auditor-General as provided by Article 229 of the Constitution, the Public Finance Management Act, 2012, and the Public Audit Act, 2015. The three parts of the report when read together constitute the report of the Auditor-General.

REPORT ON THE FINANCIAL STATEMENTS

Qualified Opinion

I have audited the accompanying financial statements of Matungulu Girls Secondary School set out on pages 1 to 18, which comprise of the statement of assets and liabilities

as at 30 June, 2024 and the statement of receipts and payments, statement of cash flows and statement of budgeted versus actual amounts for the year then ended, and a summary of significant accounting policies and other explanatory information in accordance with the provisions of Article 229 of the Constitution of Kenya and Section 35 of the Public Audit Act, 2015. I have obtained all the information and explanations which, to the best of my knowledge and belief, were necessary for the purpose of the audit.

In my opinion, except for the effect of the matters described in the Basis for Qualified Opinion section of my report, the financial statements present fairly, in all material respects, the financial position of Matungulu Girls Secondary School as at 30 June, 2024 and of its financial performance and its cash flows for the year then ended, in accordance with International Public Sector Accounting Standards (Cash Basis) and comply with the Public Finance Management Act, 2012.

Basis for Qualified Opinion

1. Inaccuracies in the Financial Statements

The statement of assets and liabilities reflects accumulated fund brought forward of Kshs.11,438,849. Review of Note 15 to the financial statements revealed that an adjustment of Kshs.7,381,105 in respect of receivables was effected to the fund. However, the adjustment was not supported with a journal voucher.

In the circumstances, the accuracy and completeness of the financial statements could not be confirmed.

2. Unsupported Cash and Cash Equivalents

The statement of assets and liabilities and Notes 10 and 11 to the financial statements reflects cash and cash equivalents balance of Kshs.9,070,800.68. Included in this balance is school fund balance of Kshs.1,663,855 and school fund equity balance of Kshs.878,418 that have not been supported by a separate cash book. One cashbook had been used to enter receipts and payment transactions of the two accounts. Management did not explain why one cash book was maintained for the two accounts instead of individual cash books as required by Regulation 100 of PFM Act 2015. As a result, individual bank reconciliations could not be prepared. Further, the cash and cash equivalents balances were not supported with board of survey report as at 30 June, 2024.

In the circumstances, the accuracy and completeness of cash and cash equivalents of Kshs.9,070,800.68 could not be confirmed.

3. Unsupported Receivables

The statement of assets and liabilities and Note 13 to the financial statements reflects accounts receivable balance of Kshs.26,971,675. However, schedule of detailed aging analysis was not provided for audit review.

In the circumstances, the accuracy and completeness of the account receivables amounting to Kshs.26,971,675 could not be confirmed.

4. Incomplete Fixed Asset Register

Annex 2 to the financial statements reflects Kshs.102,988,565 balance of various assets including leasehold lands, buildings, motor vehicles, office equipment, furniture and fittings, ICT equipment, tools and apparatus, text books, other machinery among others. However, review of asset register provided revealed that the register did not indicate the cost price and the method applied on the valuation of assets in the prescribed format indicating the original cost, description, financier, serial/log book number, acquisition date and location. It is not clear how the assets value figure presented in the financial statements were arrived at. Further summary of fixed asset register indicates that the school has three (3) parcels of land contrary to actual four (4) parcels of land held.

Further, physical verification of sampled assets revealed that assets had no tag for unique identification which is contrary to the guidelines on asset and liability management. In addition, asset register had not indicated serial numbers of assets that had serial numbers and code numbers hence not possible to confirm their existence. Identification and tracking of movement of assets may not be possible and the assets may be lost through theft/pilferage.

In the circumstances, the existence, accuracy and completeness of the asset register could not be confirmed.

The audit was conducted in accordance with International Standards of Supreme Audit Institutions (ISSAIs). I am independent of the Matungulu Girls Secondary School Management in accordance with ISSAI 130 on Code of Ethics. I have fulfilled other ethical responsibilities in accordance with the ISSAI and in accordance with other ethical requirements applicable to performing audits of financial statements in Kenya. I believe that the audit evidence I have obtained is sufficient and appropriate to provide a basis for my qualified opinion.

Key Audit Matters

Key audit matters are those matters that, in my professional judgement, are of most significance in the audit of the financial statements. Except for the effect of the matters described in the Basis for Qualified Opinion section, I have determined that there were no key audit matters to report in the year under review.

Other Matter

1. Unresolved Prior Year Matters

In the audit report of the previous year, several issues were raised under the Report on Financial Statements, Report on Lawfulness and Effectiveness in use of Public Resources, and Report on Effectiveness of Internal Controls, Risk Management and Governance. However, Management had not resolved the issues as at 30 June, 2024.

2. Underfunding of Capitation Grants

The expected capitation grant was Kshs.22,244 per student while the actual grants received during the year under review from the Ministry of Education was Kshs.16,153.05

per student for the three terms under review, resulting in underfunding totalling Kshs.8,075,669.95 as shown below;

	Expected Amount Per Student	Actual Received Per Student	Amount Difference Per Student	No of Students Registered In NEMIS	Underfunding
3 rd Term- September, 2023	20%*22,244= 4,448.8	3,327.87	1120.93	1289	1,444,878.77
1 st Term January, 2024	50%*22,244= 11,122	8,319.68	2,802.32	1284	3,598,178.88
2 nd Term - May, 2024	30%*22,244= 6,673.2	4,505.5	2,167.7	1399	3,032,612.3
Total	22,244	16,153.05	6,090.05		8,075,669.95

In the circumstances, the underfunding affected the planned activities of the school and may have impacted negatively on service delivery to the learners.

3. Failure to Register Students on the National Education Management Information System

The statement of receipts and payments and Notes 1 and 2 to the financial statements reflect Kshs.3,248,802, Kshs.10,630,741 and Kshs.6,918,040 being capitation grants for tuition, operations and infrastructure respectively.

Review of the registration details revealed that Management had not registered all students in term 3 (September, 2023) and term 1 (January, 2024). No explanation was provided as to why registration of the learners had not been effected. Failure to register the learners has denied the Management an amount of Kshs.632,295.66 in form of total capitations sent to school and that retained at MOE as analyzed below;

Term	Actual Capitation Received Per Student	Actual No. of Students	Capitation as Per Actual No. of Students	No. of Students Registered in NEMIS	Capitation as Per NEMIS Student Data	Capitation Amount Denied
Term 3 - September, 2023	3,327.87	1299	4,322,903.13	1289	4,289,624.43	33,278.7
Term 1 - January, 2024	8,319.68	1356	11,281,486.08	1284	10,682,469.12	599,016.96
Total			15,604,389.21		14,972,093.55	632,295.66

In the circumstances, significant number of learners at the school are denied funding for tuition, operations and textbooks.

Other Information

The Management are responsible for the other information set out on page iii to xi which comprises of Key School Information and Management, Summary Report of Performance of the School and Statement of School Management Responsibility. The Other Information does not include the financial statements and my audit report thereon.

In connection with my audit on the School's financial statements, my responsibility is to read the other information and in doing so, consider whether the other information is materially inconsistent with the financial statements or my knowledge obtained in the audit

or otherwise appears to be materially misstated. If based on the work I have performed, I conclude that there is a material misstatement of this Other Information, I am required to report that fact. I have nothing to report in this regard.

My opinion on the financial statements does not cover the Other Information and accordingly, I do not express an audit opinion or any form of assurance conclusion thereon.

REPORT ON LAWFULNESS AND EFFECTIVENESS IN USE OF PUBLIC RESOURCES

Conclusion

As required by Article 229(6) of the Constitution, based on the audit procedures performed, except for the effect of the matters described in the Basis for Conclusion on Lawfulness and Effectiveness in the Use of Public Resources section of my report, I confirm that nothing else has come to my attention to cause me to believe that public resources have not been applied lawfully and in an effective way.

Basis for Conclusion

1. Delay in Transfer of Infrastructure Capitation Grants

The statement of receipts and payments reflects Government grants for operations and infrastructure of Kshs.10,630,741 and Kshs.6,918,040 respectively. Included in the operation grants is Kshs.788,040 in respect of infrastructure grants which were not transferred to infrastructure bank account for maintenance and improvement of the school's facilities. In addition, examination of the bank statements revealed that some transfers were not done within 15 days to the infrastructure bank account after the receipt in operation account as analyzed below;

Date of Disbursement in Operation Account	Amount Disbursed in Operation Account	Transfer to Infrastructure Account	Date of Transfer of Infrastructure Grant	No. of Days Delayed
05/07/2023	788,040	0	Never transferred	Never transferred
27/03/2024	4,206,178.55	1,000,000	18/04/2024	7 days
05/04/2024	1,000,000	1,000,000	13/05/2024	23 days

It was further noted that the school failed to fully transfer infrastructure grant portion from Operation to Infrastructure account thus a variance of Kshs.913,100 as shown below;

Amount Disbursed in Operation Account	Infrastructure Portion	Transfer to Infrastructure Account	Variance
2,585,308.65	1,031,200	960,000	71,200
4,206,178.55	1,284,000	1,000,000	284,000
4,206,178.55	1,284,000	1,000,000	284,000
4,763,175.3	1,538,900	1,265,000	273,900
Total			913,100

In the circumstances, Management was in breach of the law.

2. Irregular Transfer of Funds to Kenya Secondary Schools Heads Association

The statement of receipt and payments and Note 7 to the financial statements reflects operations payment of Kshs.7,729,346. Included in the amount is co-curricular funds totalling Kshs.208,600 that the School transferred to Kenya Secondary School Heads Association which is a private entity that is not subject to PFM Act, 2012 or any other public finance regulations.

This organization is not defined in Government Funding and there is no assurance that it has implemented effective, efficient and transparent financial management and internal control systems to manage the funds transferred by schools.

The School may not have received value for the Kshs.208,600 transferred to KESSHA.

3. Irregular Transfer of Funds from the School Infrastructure Bank Account

The statement of receipts and payments and Note 8 of the financial statements reflects a total of Kshs.14,424,990 in respect to infrastructure payments. Review of payments made out of the infrastructure bank account revealed that a total of Kshs.400,000.00 was transferred to school boarding account. This was contrary to Ministry of Education Circular No. MOE.HQS/3/6/36 of 14 January, 2021 on Implementation Guidelines for schools' projects under maintenance and improvement Fund and Economic Stimulus Programme. According to the circular, the scope of project to be undertaken includes construction and repair of classrooms, laboratories, sanitation facilities, dormitories, dining halls and procurement of chairs, desks and laboratory equipment.

In the circumstances, Management was in breach of the Ministry of Education circular.

4. Non-Compliance on Board Gender and Ethnicity Balance

The school had a Board of Management of fifteen members (15) out of which ten (10) were male and twelve (12) members were of the same ethnic group thus not compliant on ethnic and gender diversity of the people of Kenya. This was contrary to Section 57(2) of Basic Education Act, 2013 that states "in appointing persons as members of a board of management, the nominating and appointing authority shall observe and respect: (a) the ethnic and regional diversity of the people of Kenya. (b) impartiality and gender equity (c) Article 10 and Chapter Six of the Constitution".

In the circumstances, the composition of the Board of Management was in breach of the law.

The audit was conducted in accordance with ISSAI 3000 and ISSAI 4000. The Standards require that I comply with ethical requirements and plan and perform the audit to obtain assurance about whether the activities, financial transactions and information reflected in the financial statements comply in all material respects, with the authorities that govern them. I believe that the audit evidence I have obtained is sufficient and appropriate to provide a basis for my conclusion.

REPORT ON EFFECTIVENESS OF INTERNAL CONTROLS, RISK MANAGEMENT AND GOVERNANCE

Conclusion

As required by Section 7(1)(a) of the Public Audit Act, 2015, based on the audit procedures performed, except for the effect of the matters described in the Basis for Conclusion on Effectiveness of Internal Controls, Risk Management and Governance section of my report, I confirm that nothing else has come to my attention to cause me to believe that internal controls, risk management and governance were not effective.

Basis for Conclusion

1. Inadequate Number of Teachers

During the year under review, the school had forty-four (44) teachers, out of which thirty-five (35) were from the Teachers Service Commission (TSC), and nine (9) from the Board of Management. However, the curriculum-based establishment that shows number of teachers per subject against the required number of teachers revealed that the school did not have optimal number of teachers since it had an overall variance of 12 teachers.

In the circumstances, the School did not have optimal number of staff to deliver on its mandate.

2. Inactive Audit committee and Internal Audit function

Review of audit records revealed that the school does not have an active audit committee of the Board and an internal audit function for purposes of reviewing and evaluating budgetary performance, financial management, transparency and accountability mechanisms processes in the school. For instance, Audit committee met only once and internal audit observations and recommendations could not be traced in the minutes of audit committee meeting. In addition, it could not be established whether there is a functional internal audit since there were no internal audit reports.

In the circumstances, the effectiveness of the independent assurance that the risk management governance and internal control processes are operating effectively could not be confirmed.

3. Weaknesses in Information Communication Technology Environment

Review of the School (IT) Internal Controls revealed the following:

- i. The School did not have an IT strategic or steering committee which could result in none implementation of IT governance, as part of enterprise governance.
- ii. The School did not have an IT strategic plan that supports business requirements and ensures that IT spending remains within the approved IT strategic plan.
- iii. There were no approved policies on Information Technology security including disaster recovery plan and IT continuity plan. Consequently, the critical data/information may not be recovered in case a disaster occurs that may lead to unacceptable downtime.

- iv. There were no formally documented and approved processes to manage upgrades made to all financial / performance information systems.
- v. There was no data management strategy to guide the creation, processing, storage and archiving of data, contrary to the Government ICT Information Security Standard 2023, Section 11.10 that require the MCDAs to implement data masking in accordance with the Access control policy, business requirements and applicable legislation to limit exposure of personally identifiable information.

In the circumstances, there is a risk of breaches of information confidentiality, data integrity and loss of business continuity.

4. Lack of Risk Management Policy

Review of the records provided for audit revealed that the School Management had not established a Risk Management Policy. Consequently, the Management did not perform formal risk assessments on all key financial risk areas such as cash, revenue and expenditure. In the circumstances, there was no approved processes and guidelines on how to mitigate operational, legal and financial risks. In the absence of a risk management policy, the management was not in a position to identify individual risks, significance areas, likelihood of occurrence of identified risks and the appropriate control measures. In the circumstances, Management was in breach of the law and was therefore not in a position to identify risks and develop mitigating strategies.

The audit was conducted in accordance with ISSAI 2315 and ISSAI 2330. The Standards require that I plan and perform the audit to obtain assurance about whether effective processes and systems of internal controls, risk Management and overall governance were operating effectively in all material respects. I believe that the audit evidence I have obtained is sufficient and appropriate to provide a basis for my conclusion.

Responsibilities of Management and those Charged with Governance

Management is responsible for the preparation and fair presentation of these financial statements in accordance with International Public Sector Accounting Standards (Cash Basis) and for maintaining effective internal controls as Management determines is necessary to enable the preparation of financial statements that are free from material misstatement, whether due to fraud or error and for its assessment of the effectiveness of internal controls, risk management and governance.

In preparing the financial statements, Management is responsible for assessing the School's ability to continue as a going concern, disclosing, as applicable, matters related to going concern and using the going concern basis of accounting unless Management is aware of the intention to cease operations.

Management is also responsible for the submission of the financial statements to the Auditor-General in accordance with the provisions of Section 47 of the Public Audit Act, 2015.

In addition to the responsibility for the preparation and presentation of the financial statements described above, Management is also responsible for ensuring that the

activities, financial transactions and information reflected in the financial statements comply with the authorities which govern them and that public resources are applied in an effective way.

Those charged with governance are responsible for overseeing the School's financial reporting process, reviewing the effectiveness of how Management monitors compliance with relevant legislative and regulatory requirements, ensuring that effective processes and systems are in place to address key roles and responsibilities in relation to governance and risk management, and ensuring the adequacy and effectiveness of the control environment.

Auditor-General's Responsibilities for the Audit

My responsibility is to conduct an audit of the financial statements in accordance with Article 229(4) of the Constitution, Section 35 of the Public Audit Act, 2015 and the International Standards for Supreme Audit Institutions (ISSAIs). The Standards require that, in conducting the audit, I obtain reasonable assurance about whether the financial statements as a whole are free from material misstatements, whether due to fraud or error and to issue an auditor's report that includes my opinion in accordance with Section 48 of the Public Audit Act, 2015. Reasonable assurance is a high level of assurance but is not a guarantee that an audit conducted in accordance with ISSAIs will always detect a material misstatement when it exists. Misstatements can arise from fraud or error and are considered material if, individually or in the aggregate, they could reasonably be expected to influence the economic decisions of users taken on the basis of these financial statements.

In conducting the audit, Article 229(6) of the Constitution also requires that I express a conclusion on whether or not in all material respects, the activities, financial transactions and information reflected in the financial statements are in compliance with the authorities that govern them and that public resources are applied in an effective way. In addition, I consider the entity's control environment in order to give an assurance on the effectiveness of internal controls, risk management and governance processes and systems in accordance with the provisions of Section 7(1)(a) of the Public Audit Act, 2015.

Further, I am required to submit the audit report in accordance with Article 229(7) of the Constitution.

Detailed description of my responsibilities for the audit is located at the Office of the Auditor-General's website at: <https://www.oagkenya.go.ke/auditor-generals-responsibilities-for-audit/>. This description forms part of my auditor's report.


FCPA Nancy Gathungu, CBS
AUDITOR-GENERAL

Nairobi

17 July, 2025

6. Statement of Receipts and Payments for the Year Ended 30th June 2024

Description Of Vote Head	Note	2023-2024	2022-2023
		Kshs	Kshs
Receipts			
Government grants for tuition	1	3,248,802	3,206,880
Government grants for operations	2	10,630,741	9,639,394
Government Grants for infrastructure	3	6,918,040	4,590,000
School fund income- parents' contributions	4	64,166,657	80,064,738
Miscellaneous income	5	3,568,995	0
Total Receipts		88,533,235	97,501,013
Payments			
Tuition	6	1,709,113	993,663
Operations	7	7,729,346	7,814,998
Infrastructure	8	14,424,990	8,103,567
Boarding and school fund	9	63,245,547	76,542,752
Total Payments		87,108,996	93,454,981
Surplus/Deficit		1,424,239	4,046,032

The school financial statements were approved on 11/07/2025 and signed by:

Sign:



Name: Dr. Douglas Makewa

Designation: Chairman BOM

Date: 11/07/2025

Sign:



Name: Mrs. Juliana Musaba

Designation: School Principal/
Secretary to BOM

Date: 11/07/2025

Sign:



Name Mr. Kelvin Kilonzo

Designation: School bursar

Date: 11/07/2025

7.Statement of Assets and Liabilities as At 30th June 2024

Description	Note	2023-2024	2022-2023
		Kshs	Kshs
Financial Assets			
Cash and cash equivalents			
Bank balances	10	9,017,028.68	7,553,909
Cash balances	11	53,772	92,661
Short term investments	12	0	0
Total cash and cash equivalent		<u>9,070,800.68</u>	<u>7,646,570.00</u>
Account's receivables	13	26,971,675.32	32,779,027.45
Total financial assets		36,042,476	40,420,589
Financial liabilities			
Accounts payables	14	23,179,388	21,605,643
Net financial assets		12,863,088	18,814,947
Represented by			
Accumulated fund b/fwd	15	11,438,849	14,768,915
Surplus/deficit for the year		1,424,239	4,046,032
Net financial position		12,863,088	18,814,947

The school's financial statements were approved on 11/7/2025 and signed by:

Sign:



Name: Dr. Douglos Makewa
Designation: Chairman
 BOM

Date: 11/7/2025

Sign:



Name: Mrs. Juliana Musaba
Designation: School Principal/
 Secretary to BOM

Date: 11/7/2025

Sign:




Name: Mr. Kelvin Kilonzo
Designation: School bursar

Date: 11/7/2025


8.Statement of Cash Flows for the Year Ended 30th June 2024

Description	Note	2023-2024	2022-2023
		Kshs	Kshs
Cash from Operating Activities			
Receipts			
Government grants for tuition	1	3,248,802	3,206,880
Government grants for operations	2	10,630,741	14,239,144
Government grants for infrastructure	3	6,918,040	14,044,175
School fund income- parents contributions/ fees	4	64,166,657	77,471,962
Other income	5	3,568,995	0
Total receipts		88,533,235	108,962,161
Payments			
Cash outflows for tuition	6	1,709,113	3,240,093
Cash outflows for operations	7	7,729,346	13,078,334
Cash outflows Boarding/lunch and school fund payments	9	63,245,547	77,216,577
Total payments		72,684,006	93,535,004
Net cash inflow/outflow from operating activities		15,849,229	15,427,157
Cash flow from investing activities			
Acquisition of assets	8	14,424,990	9,478,567
Proceeds from sale of Assets	5	0	0
Proceeds from investments	12	0	0
Purchase of investments	12	0	0
Net cash inflow/outflows from investing activities		14,424,990	9,478,567
Cash flow from Financing activities			
Proceeds from borrowings/ loans	18	0	0
Repayment of principal borrowings	18	0	0
Net cash inflow/outflow from financing activities		0	0
Net increase/decrease in cash and cash equivalents		1,424,239	5,948,590.24
Cash and cash equivalent at beginning of the FY	10,11	7,646,562	1,697,972
Cash and cash equivalent at end of the FY	10,11	9,070,801	7,646,562


The school's financial statements were approved on 11/7/2025 and signed by:

Sign: 
Name: Dr. Douglas
Makewa
Designation: Chairman
BOM

Date: 11/7/2025

Sign: 
Name: Mrs. Juliana Musaba
Designation: School Principal/
Secretary to BOM

Date: 11/7/2025

Sign: 
Name: Mr. Kelvin Kilonzo
Designation: School bursar

Date: 11/7/2025

9.Statement Of Budgeted Versus Actual Amounts for The Year Ended 30th June 2024

Receipt/Expenses Item	Original Budget	Adjustments	Final Budget	Actual On Comparable Basis	% Of Utilization
	a	b	c=a+b	d	e=d/c %
	Kshs	Kshs	Kshs	Kshs	Kshs
Receipts					
<i>(1) Capitation Grant on Tuition</i>					
Teaching / Learning Materials	5,387,200	0	5,387,200	3,248,802	60.3%
Total	5,387,200	0	5,387,200	3,248,802	60.3%
<i>(2) Capitation Grant on Operations</i>					
Repairs and Maintenance	2,600,000	0	2,600,000	1,064,925	41%
Activity	1,950,000	0	1,950,000	1,049,586	53.2%
Other vote heads	12,220,000	0	12,220,000	8,516,230	69.7%
Total	16,770,000	0	16,770,000	10,630,741	63.4%
<i>3) FDSE for infrastructure</i>					
Maintenance & Improvement - MoE	6,500,000	0	6,500,000	5,130,000	78.9%
CBC classrooms	0	0	0	788,040	-
Transition Infrastructure Grants	0	0	0	1,000,000	-
Total	6,500,000	0	6,500,000	6,918,040	106.4%
<i>(4) Fees Charged on Parents</i>					
Other vote heads	16,770,000	0	16,770,000	15,068,551	89.9%
Repairs And Maintenance	2,600,000	0	2,600,000	2,623,610	100.9%
Activity	325,000	0	325,000	320,615	98.7%
Fee On Boarding Equipment and Stores	33,000,500	0	33,000,500	36,084,774	109.3%
PA levies	11,700,000		11,700,000	10,069,107	86.1%
Total	64,395,500	0	64,395,500	64,166,657	99.6%
<i>5) Miscellaneous Income</i>					
Donations	0	0	0	155,000	-
Bakery income	0	0	0	3,413,995	-
Total	0	0	0	3,568,995	-
TOTAL INCOME	93,052,700	0	93,052,700	88,533,235	95.1%

(6) Expenditure For Tuition					
Teaching / Learning Materials	5,387,200	0	5,387,200	1,709,113	31.7%
Total	5,387,200	0	5,387,200	1,709,113	31.7%
(7) Expenditure For Operations					
Other vote heads	12,220,000	0	12,220,000	7,492,430	61.3%
Activity	1,950,000	0	1,950,000	100,000	5.1%
Medical & Insurance	2,600,000	0	2,600,000	69,118	2.7%
Repairs, Maintenance & Improvements	0	0	0	67,798	-
Total	16,770,000	0	16,770,000	7,729,346	46.1%
(8) Expenditure For infrastructure					
Construction of classrooms	0	0	0	748,809	-
Construction of dormitory	13,745,000	0	13,745,000	13,665,355	99%
Admin charges	0	0	0	10,826	-
Total	13,745,000	0	13,745,000	14,424,990	104.9%
(9) Expenditure For school fund/lunch/boarding					
Repairs, Maintenance and Improvements	2,665,000	0	2,665,000	4,186,241	157.1%
Medical Expenses	0	0	0	154,880	-
Activity	180,700	0	180,700	853,300	472.2%
Boarding Equipment and Stores	35,256,850	0	35,256,850	40,044,403	113.6%
Insurance Costs	0	0	0	129,621	-
Other voteheads	14,583,182	0	14,583,182	17,902,102	122.8%
Total	52,685,732	0	52,685,732	63,270,547	120.1%
TOTAL EXPENDITURE	88,587,932	0	88,587,932	87,133,996	98.4%

(i) Over utilization in the budget was due to price increase on basic commodities during the financial year.

(ii) Underutilization in tuition and operations account was due to under funding from government capitations.

10. Significant Accounting Policies

The principal accounting policies adopted in the preparation of these financial statements are set out below:

1. Statement of compliance and basis of preparation

The financial statements have been prepared in accordance with and comply with International Public Sector Accounting Standards (IPSAS) with particular emphasis on Cash Basis Financial Reporting under the Cash Basis of Accounting and applicable government legislations and regulations. The financial statements comply with and conform to the form of presentation prescribed by the Public Sector Accounting Standards Board of Kenya.

This cash basis of accounting has been supplemented with accounting for; a) receivables that include school fees from parents, imprest, salary advances and other receivables and b) payables that include deposits and retentions and payables from operations.

The financial statements are presented in Kenya Shillings, which is the functional and reporting currency of the *school*, and all values are rounded to the nearest Kenya Shilling (Kshs). The accounting policies adopted have been consistently applied to all the years presented.

2. Recognition of receipts and payments

The *school* recognises all receipts from various sources when the event occurs, and the related cash has been received by the *school*. In addition, the *school* recognises all expenses when the event occurs, and the related cash has been paid out by the *school*. Income arising from school fees is recognised when the event occurs whether cash is received or not. Expenditure arising from operations is recognised when the event occurs irrespective of receipt of cash.

3. In-kind contributions

In-kind contributions are donations that are made to the *school* in the form of actual goods and/or services rather than in money or cash terms. These donations may include vehicles, equipment, or personnel services. Where the financial value received for in-kind contributions can be reliably determined, the *school* includes such value in the statement of receipts and payments both as a receipt and as a payment in equal and opposite amounts; otherwise, the contribution is not recorded.

4. Cash and cash equivalents

Cash and cash equivalents comprise cash on hand and cash at bank, short-term deposits on call, and highly liquid investments with an original maturity of three months or less, which are readily convertible to known amounts of cash and are subject to an insignificant risk of

changes in value. Bank account balances include amounts held at various financial institutions at the end of the financial year.

5. Accounts Receivable

For the purposes of these financial statements, imprests and advances to authorised public officers and/or institutions which were not surrendered or accounted for at the end of the financial year are treated as receivables. Accounts receivables also include school fees billed to parents for services rendered but not paid. This is an enhancement to the cash accounting policy. Other accounts receivables are disclosed in the financial statements.

6. Accounts Payable

For the purposes of these financial statements, deposits, and retentions held on behalf of third parties have been recognized as accounts payables. This is in recognition of the government practice of retaining a portion of contracted services and works pending the fulfilment of obligations by the contractor and to hold deposits on behalf of third parties. Payables also include expenditures incurred for the purchase of goods, works and services that have been rendered and not settled. This is an enhancement to the cash accounting policy adopted for public secondary schools. Other liabilities are disclosed in the financial statements.

7. Non-current assets

Non-current assets are expensed at the time of acquisition while disposal proceeds are recognized as receipts at the time of disposal. However, the acquisitions and disposals are reflected in the school fixed asset register a summary of which is provided as a memorandum to these financial statements.

8. Budget

The budget is developed on the same accounting basis (cash basis), the same accounts classification basis, and for the same period as the financial statements. The *school's* budget was approved by the School Board of Management. A comparison of the actual performance against the comparable budget for the financial year under review has been included in the financial statements.

9. Comparative figures

Where necessary comparative figures for the previous financial year have been amended or reconfigured to conform to the required changes in presentation.

10. Subsequent events

There have been no events subsequent to the financial year end with a significant impact on the financial statements for the year ended 30th June 2024.

11. Notes To the Financial Statements

1 Government Grants for Tuition

Description	2023-2024	2022-2023
	Kshs	Kshs
Teaching / Learning Materials	3,248,802	3,206,880.75
Total	3,248,802	3,206,880.75

2 Government Grants for Operations

Description	2023-2024	2022-2023
	Kshs	Kshs
Maintenance & improvement	1,064,925	0
Activity	1,049,586	209,625
Other Vote Heads (It&t,e.w.c admin cost)	8,516,230	9,429,519
Total	10,630,741	9,639,144

3 Government Grants for infrastructure

Description	2023-2024	2022-2023
	Kshs	Kshs
Maintenance & Improvement	5,130,000	4,590,000
Transition infrastructure grants	1,000,000	0
Cbc classroom	788,040	0
Total	6,918,040	4,590,000

4 School Fund Income - Parents Contribution/Fees

Description	2023-2024	2022-2023
	Kshs	Kshs
Repairs and maintenance	2,623,610	3,190,376
P.a levies	10,069,107	0
Administration costs	0	334,670
Activity	320,615	692,745
Fee on Boarding Equipment and stores	36,084,774	59,918,961.70
Other Vote Heads (It&t,e.w.c admin cost)	15,068,551	15,927,986
Total	64,166,657	80,064,738

5 Miscellaneous Incomes

Description	2023-2024	2022-2023
	Kshs	Kshs
Donation	155,000	0
Bakery income	3,413,995	0
Total	3,568,995	0

6 Tuition

Description	2023-2024	2022-2023
	Kshs	Kshs
Exercise Books	0	680,000
Laboratory Equipment	845,720	0
Teaching / Learning Materials	859,250	311,490
Bank Charges	4,143	2,173
Total	1,709,113	993,663

7 Operations

Description	2023-2024	2022-2023
	Kshs	Kshs
Personnel Emoluments	4,544,226	3,361,409
Service Gratuity	0	258,901
Administration Cost	0	1,210,461
Repairs And Maintenance & Improvements	67,798	473,384
Local Transport / Travelling	0	140,890
Electricity And Water	0	298,646
Medical	0	338,882
Activity Expenses	100,000	580,565
Insurance Cost	69,118	0
Other Vote Heads (lt&t,e.w.c admin cost)	2,948,204	1,151,860
Total	7,729,346	7,814,998

8 Infrastructure

Description	2023-2024	2022-2023
	Kshs	Kshs
Construction of classrooms	748,809	0
Bank charges	10,826	8,820
Construction of dormitory	13,665,355	8,094,747
Total	14,424,990	8,103,567

9 Boarding and School Fund

Description	2023-2024	2022-2023
	Kshs	Kshs
Personnel Emoluments	5,159,897	70,000
Repairs And Maintenance & Improvements	4,186,241	6,211,056
Local Transport / Travelling	0	4,221,358
Medical Expenses	154,880	204,031
Administration Costs	0	4,604,878
Activity Expenses	853,300	1,407,503
Fee On Boarding Equipment and Stores	40,044,403	53,845,476
Insurance Cost (<i>Life Property</i>)	129,621	0
Other Vote Heads (bom allowances)	598,500	0
Other Vote Heads (It&t,e.w.c admin cost)	12,118,705	5,978,450
Total	63,245,547	76,542,752

10 Bank Accounts

Account Name & Currency	Status	Bank Account Number	2023-2024	2022-2023
	Active/Dormant		Kshs	Kshs
Tuition Account – kebs bank	Active	1107398622	464,128.55	4,870.00
Operations Account- kebs bank	Active	1107378028	2,757,816.45	1,196,274.00
School Fund Account/Boarding- kebs bank	Active	1107262992	1,663,855	57,850.21
School Fund Account/Boarding- equity bank	Active	0900261636074	878,418.14	857,629.64
Infrastructural Account- cooperative bank	Active	01129341570700	3,252,810.54	5,437,285.69
Total			9,017,028.68	7,553,908.69

11 Cash In Hand

Description	2023-2024	2022-2023
	Kshs	Kshs
Notes and Coins	53,772	92,660.76
Total	53,772	92,660.76

12 Short Term Investments

Description	2023-2024	2022-2023
	Kshs	Kshs
Cooperative Shares	0	0
Treasury Bills	0	0
Fixed Deposit accounts	0	0
Other Investments	0	0
Total	0	0

13 Accounts Receivable

Description	2023-2024	2022-2023
	Kshs	Kshs
Fees Arrears	26,971,675.32	32,779,027.45
Total	26,971,675.32	32,779,027.45

13 a. Ageing Analysis of Accounts Receivable

Description	2023-2024		2022-2023	
	Kshs		Kshs	
	Current FY	% of the total	Comparative FY	% of the total
Less than 1 year	10,614,700.32	39.4%	9,425,054.70	28.76%
Between 1- 2 years	4,903,423	18.2%	11,311,156	34.51%
Between 2-3 years	6,801,398	25.2%	2,526,103	7.71%
Over 3 years	4,652,154	17.2%	9,511,713	29.02%
Total	26,971,675.32	100%	32,779,027.45	100%

14 Accounts Payable

Description	2023-2024	2022-2023
	Kshs	Kshs
Trade Creditors (See Ageing Below and Appendix 1)	20,679,468	20,708,122
Prepaid Fees	2,499,920	897,520
Total	23,179,388	21,605,642

14a. Ageing Analysis of Trade creditors

Description	2023-2024		2022-2023	
	Kshs		Kshs	
	Current FY	% of the total	Comparative FY	% of the total
Less than 1 year	9,378,050	45.3%	14,375,280	69.42%
Between 1- 2 years	9,947,697	48.1%	6,332,842	31%
Between 2-3 years	1,035,600	5%	0	0%
Over 3 years	318,121	1.5%	0	0%
Total trade creditors	20,679,468	100%	20,708,122	100%

15 Fund Balance Brought Forward

Description	2023-2024	2022-2023
	Kshs	Kshs
Bank Balances	7,553,909	1,656,170
Cash Balances	92,661	41,803
Short Term Investments	0	0
Receivables	32,779,027.45	27,858,730
Less: Overstated receivables	(7,381,105)	0
Payables	(21,605,643)	(14,787,788)
Total	11,438,849	14,768,914

Other important disclosure notes

IPSAS Cash Standard encourages an entity to disclose accrual-related information in relation to an entity's assets and liabilities. The notes outlined below are disclosure notes in relation to the school's non-financial assets and liabilities.

16 Non-current Liabilities Summary

Description	2023-2024	2022-2023
	Kshs	Kshs
Bank Loans	0	0
Outstanding Leases	0	0
Hire Purchase	0	0
Gratuity And Leave Provision	0	0
Others (specify)	0	0
Total	0	0

17 Biological assets

Description	2023-2024			2022-2023
	Number	Value per market price(Kshs.)	Total price (Kshs.)	Number
Fresian cows (big)	4	@ 50,000	200,000	4
Pigs (big)	10	@ 25,000	250,000	15
Piglets	12	@ 3,000	36,000	
Total	26		486,000	19

18 Borrowings

Description	Kshs	Kshs
Borrowings at beginning of the year	0	0
Borrowings during the year	0	0
Repayments during the year	0	0
Balance at the end of the year	0	0

Other important disclosure notes

19 Stock/ Inventory

Description	2023-2024	2022-2023
	Kshs	Kshs
Food stuffs	750,620	1,022,255
Lab consumables	1,500,025	1,658,500
Farm produce	6,000	20,500
Medication	12,520	15,250
Construction Materials	16,000	14,250
Total	2,285,165	2,730,755

The inventory values are calculated at lower of cost and net realizable value

20 Progress on Follow up of Auditor Recommendations

The following is the summary of issues raised by the external auditor, and management comments that were provided to the auditor.

Ref No.	Issue / Observations from Auditor	Management comments	Status: (Resolved / Not Resolved)	Timeframe: (Put a date when you expect the issue to be resolved)
1.	Inaccuracies in the financial statements	The previous year's inaccuracies have been adjusted in the current years financial statement	Resolved	
2	Unsupported accounts receivables	The outstanding fees arrears balances not settled has and has been included in the financial year 2023/2024	Resolved	
3	Variance in payables	The long outstanding payable has been paid	Resolved	
4	Accuracy of capitation grants	The bank statement indicates total receipts amounting to 17,436,274 as reflected in the financial statement	resolved	

5	Undisclosed bank balances	Cdf manages the account and attached is the bank statement	Not Resolved	On-going 2025/2026
6	Budgetary control and performance	The budget was amended and attached	Resolved	
7	Late submission of financial statements	Submission of the current year books financial year 2023/2024 was submitted on time	Resolved	
8	Irregular transfer of funds o KESSHA	The ministry to issue guidelines on payments to KESSHA	Not resolved	Ongoing
9	Failure to transfer infrastructure funds from the operations bank account	There was delay in disbursement of circulars by the MOE	Not resolved	Ongoing
10	Long outstanding payables	This was due to parents not paying school fees on time and under funding from the government capitation	Not resolved	Ongoing 2025/2026
11	Underfunding for capitation	The MOE dictates amount to be received for each student	Not resolved	Ongoing 2025/2026
12	Non remittance of pension and gratuity	The school is currently remitting to NSSF. Plans are underway to set a gratuity fund	Not resolved	Ongoing 2025/2026
13	Irregular operational of two boarding bank account	The school provided approval for account opening and BOM minutes	Resolved	
14	Irregular terms of tenure of board members	The community has trust with the person	Not resolved	Ongoing 2025/2026
15	Payments made without ETR receipts	The school resolved to only procure goods and services from compliant suppliers	Resolved	
16	Irregularities in the construction of classrooms	The funds were used to procure materials not included in the original procurement plan.	Resolved	

17	Lack of IT internal control systems in preparation of financial statements	This was due to lack of budget and financial constraints. The school has since acquired one.	Resolved	
18	Lack of asset tagging	The school is in the process of tagging its assets	Not resolved	Ongoing 2025/2026
19	Unconfirmed inventory balance	The updated stock sheets were attached	Resolved	
20	Unutilized water storage facilities	The tank had leakages hence couldn't hold water. It has since been converted to a store	Resolved	
21	Lack of a SIMSC to manage textbooks	Management is in the process of constituting on	Not resolved	Ongoing 2025/2026
22	Lack of land ownership documents	The school is in the process of acquiring title deed	Not resolved	Ongoing 2025/2026

Sign: 

MRS JULIANA MUSABA
Principal

Date: 11/7/2025



Annexes

Annex I - Analysis of Pending Accounts Payable

Supplier Of Goods or Services	Original Amount	Date Contracted	Amount Paid To-Date	Outstanding Balance Current FY 2024	Outstanding Balance Comparative FY2023	Comments
	A	b	C	d=a-c		
	Kshs	Kshs	Kshs	Kshs	Kshs	
Construction Of Buildings						
1. Lemistan Ltd	13,665,355		13,665,355	0	0	
Sub-Total	13,665,355		13,665,355			
Supply Of Goods						
2. Prisa Enterprises	266,460	30/6/2024	0	266,460	266,460	
3. Wodex	328,520	30/6/2024	228,520	100,000	328,520	
4. Weaver Bird Garments	500,000	30/6/2024	0	500,000	500,000	
5. Jayjalam Enterprises	181,050	30/6/2024	0	181,050	181,050	
6. Villiam Agencies	15,400	30/6/2024	0	15,400	15,400	
7. Jwarcir Enterprises	2,020,000	30/6/2024	1,400,000	620,000	620,000	
8. Peka Consultant	252,800	30/6/2024	0	252,800	252,800	
9. One Planet	7,121.24	30/6/2024	0	7,121.24	7,121.24	
10. Lufest Enterprises	405,000	30/6/2024	53,000	352,000	405,000	
11. Mini Bakeries	557,475	30/6/2024	0	557,475	97,475	
12. Palika Suppliers	1,225,500	30/6/2024	0	1,225,500	0	
13. Efficacynest	1,265,430	30/6/2024	0	1,265,430	0	
14. Kenreach Ventures	1,723,196	30/6/224	0	1,723,196	0	
15. Domsons Contractors	1,145,000	30/6/2024	900,000	245,000	0	
16. Loftech Eng	1,773,600	30/6/2024	1,000,000	773,600	0	
17. Kambusu Dairy	72,205	30/6/2024	0	72,205	0	
18. Silmak Agencies	440,800	30/6/2024	200,000	240,800	0	
19. Eco Soap	159,500	30/6/2024	0	159,500	0	
20. Jogiwa Suppliers	431,100	30/6/2024	0	431,100	0	
21. Faraja Millers	2,037,500	30/6/2024	0	2,037,500	0	

22. Upper Valley Energies	169,155	30/6/2024	0	169,155	0	
23. Raymak Enterprises	156,160	30/6/2024	0	156,160	0	
24. Cyber School	92,800	30/6/2024	0	92,800	92,800	
25. Willy Munyoki Muinde	165,170	30/6/2024	0	165,170	0	
26. Lilyput Enterprises	624,140	30/6/2024	0	624,140	296,000	
27. Ebenezer B Stores	61,400	30/6/2024	0	61,400	0	
28. Peter Njomo	180,700	30/6/2024	0	180,700	282,000	
29. Destiny Inspiration	72,000	30/6/2024	32,000	40,000	72,000	
30. Wamo Tech Services	180,000	30/6/2024	0	180,000	0	
31. Link Two Ltd	144,150	30/6/2024	0	144,150	46,700	
32. Nickflix System & Suppliers	367,500	30/6/2024	134,000	233,500	154,500	
33. Sila Mungala	12,000	30/6/2024	0	12,000	0	
34. Gabby Ventures	178,320	30/6/2024	0	178,320	0	
35. Madugu Electricals	74,250	30/6/2024	0	74,250	0	
36. Lumu Cleaning	544,800	30/6/2024	0	544,800	178,00	
37. Mwanzy Enterprises	50,000	30/6/2024	30,000	20,000	0	
38. Technology Quest	390,000	30/6/2024	0	390,000	390,000	
39. Milto Maintenance	110,000	30/6/2024	0	110,000	154,000	
40. Gaston K Ltd	69,856	30/6/2024	0	69,856	50,500	
41. Umiisyo General Shop	2,545,420	30/6/2024	0	2,545,420	550,925	
42. Talan Merchants	966,670	30/6/2024	200,000	766,670	0	
43. Westmont Ventures	1,993,040	30/6/2024	514,000	1,479,040	858,600	
44. Axum Enterprises	3,218,748	30/6/2024	1,802,948	1,415,800	1,266,792	
Total	27,173,936		6,494,468	20,679,468	6,888.643	
45. 9429 -Damaris Mumbua-4yellow	1,200	30/6/2024	0	1,200	0	
46. 9431 -Ann Mbaika Taabu-4yellow	7,500	30/6/2024	0	7,500	0	
47. 9435 -Nzila Nzyoka-4purple	4,065	30/6/2024	0	4,065	0	
48. 9436 -Stacie Wendy Otieno-4purple	1,765	30/6/2024	0	1,765	0	
49. 9437 -Sarah Mumbi Mutiso-4green	5,600	30/6/2024	0	5,600	0	

50. 9441 -Shallon Watiri Mwangi-4yellow	1,895	30/6/2024	0	1,895	0	
51. 9456 -Mercy Wanjiru Ngundo-4green	7,270	30/6/2024	0	7,270	0	
52. 9459 -Lucky Ndinda Mbithi- 4yellow	12,880	30/6/2024	0	12,880	0	
53. 9462 -Daisy Mutheu Mutie- 4blue	15	30/6/2024	0	15	0	
54. 9463 -Jacinta Mwelu Mweu- 4green	1,470	30/6/2024	0	1,470	0	
55. 9466 -Rael Mumbua Muinde- 4blue	2,300	30/6/2024	0	2,300	0	
56. 9468 -Faith Mbeneka Wambua-4purple	765	30/6/2024	0	765	0	
57. 9469 -Michelle Ndunge Mutisya-4green	8,800	30/6/2024	0	8,800	0	
58. 9472 -Christine Ndunge Mutuku-4white	6,000	30/6/2024	0	6,000	0	
59. 9474 -Esther Mwikali Juma- 4purple	370	30/6/2024	0	370	0	
60. 9484 -Jackline Mutheu Nzivo-4green	3,600	30/6/2024	0	3,600	0	
61. 9486 -Irene Wanjiru Mueni- 4blue	4,065	30/6/2024	0	4,065	0	
62. 9487 -Salsabila Mwende Muriithi-4yellow	22,200	30/6/2024	0	22,200	0	
63. 9488 -Blessing Ndunge Musyoki-4yellow	165	30/6/2024	0	165	0	
64. 9489 -Grace Mwongeli Muisyo-4green	800	30/6/2024	0	800	0	
65. 9491 -Blessing Wanjiku Mutiso-4purple	3,905	30/6/2024	0	3,905	0	
66. 9499 -Marieta Mwende Mutinda-4white	8,900	30/6/2024	0	8,900	0	
67. 9510 -Mitchell Ndinda Mutuku-4green	2,300	30/6/2024	0	2,300	0	
68. 9511 -Annastacia Nyaboke Omwansa-4purple	2,230	30/6/2024	0	2,230	0	
69. 9513 -Sharon Wairimu Banchri-4yellow	4,150	30/6/2024	0	4,150	0	
70. 9515 -Phoebe Sofia Gor- 4green	8,830	30/6/2024	0	8,830	0	
71. 9519 -Peace Ndinda Kioko- 4white	5,165	30/6/2024	0	5,165	0	
72. 9520 -Veronica Lily Njeri Gitau-4blue	8,170	30/6/2024	0	8,170	0	
73. 9521 -Grace Neema Karani- 4yellow	5,230	30/6/2024	0	5,230	0	

74. 9524 -Bridgit Nthemba Mwangi-4white	15,235	30/6/2024	0	15,235	0	
75. 9525 -Teresiah Ndunge Mutua-4blue	2,765	30/6/2024	0	2,765	0	
76. 9535 -Ida Nzembi Mutinda- 4white	600	30/6/2024	0	600	0	
77. 9537 -Martha Kilonzo Kavata-4blue	3,800	30/6/2024	0	3,800	0	
78. 9538 -Merceline Nduku Ndambuki-4white	2,265	30/6/2024	0	2,265	0	
79. 9540 -Mary Mumbua Mwende-4blue	2,145	30/6/2024	0	2,145	0	
80. 9542 -Victoria Njeri Mbithe- 4green	3,640	30/6/2024	0	3,640	0	
81. 9544 -Alice Gathoni Gitau- 4yellow	3,000	30/6/2024	0	3,000	0	
82. 9545 -Patience Mukanzi- 4green	19,000	30/6/2024	0	19,000	0	
83. 9547 -Rosemary Nyakinga Muturi-4white	1,800	30/6/2024	0	1,800	0	
84. 9550 -Mercy Njeri Ndungu- 4yellow	2,500	30/6/2024	0	2,500	0	
85. 9552 -Lucy Mwongeli Ndolo- 4yellow	1,800	30/6/2024	0	1,800	0	
86. 9555 -Zipporah Mwende Mwikya-4yellow	3,000	30/6/2024	0	3,000	0	
87. 9558 -Gloria Osebe Bob- 4yellow	1,765	30/6/2024	0	1,765	0	
88. 9560 -Terry Christole Menya- 4blue	3,000	30/6/2024	0	3,000	0	
89. 9562 -Naomi Gathoni Kamau-4white	1,170	30/6/2024	0	1,170	0	
90. 9563 -Elishaba Wanjiru-4blue	6,000	30/6/2024	0	6,000	0	
91. 9565 -Joyce Nduku-4green	2,265	30/6/2024	0	2,265	0	
92. 9567 -Faith Mutheu Muema- 4yellow	6,000	30/6/2024	0	6,000	0	
93. 9568 -Rebecca Mumbue Wambua-4yellow	3,000	30/6/2024	0	3,000	0	
94. 9570 -Sharon Achieng Otieno-4blue	2,300	30/6/2024	0	2,300	0	
95. 9571 -Kelsie Mbithe Kyalo- 4yellow	2,765	30/6/2024	0	2,765	0	
96. 9574 -Teresiah Ndunge Kathuli-4purple	140	30/6/2024	0	140	0	
97. 9579 -Salome Ndanu Muoki- 4white	5,765	30/6/2024	0	5,765	0	
98. 9581 -Cecilia Wanza-4white	5,765	30/6/2024	0	5,765	0	

99.9584 -Ivy Nkirote Mwenda-4blue	70	30/6/2024	0	70	0	
100.9586 -Blessing Peace Mutua-4white	1,765	30/6/2024	0	1,765	0	
101.9590 -Christine Bendetta-4purple	1,070	30/6/2024	0	1,070	0	
102.9594 -Brigit Nyamoita Mongare-4green	665	30/6/2024	0	665	0	
103.9605 -Illam Namikoye Barasa-4yellow	11,765	30/6/2024	0	11,765	0	
104.9609 -Trina Musembi-4purple	3,600	30/6/2024	0	3,600	0	
105.9610 -Lorea Marrow Mutheu-4green	500	30/6/2024	0	500	0	
106.9613 -Anne Atieno Otieno-4purple	70	30/6/2024	0	70	0	
107.9614 -Ivy Mbithe Kyalo-4purple	8,065	30/6/2024	0	8,065	0	
108.9616 -Amina Abbe Chengo-4yellow	640	30/6/2024	0	640	0	
109.9617 -Rose Abigael Mbeke-4green	1,800	30/6/2024	0	1,800	0	
110.9618 -Rhoda Nyaboke Nyagero-4green	730	30/6/2024	0	730	0	
111.9620 -Victoria Mueni Mutuku-4yellow	25	30/6/2024	0	25.00	0	
112.9623 -Winfreda Nzilani Mutunga-4yellow	2,515	30/6/2024	0	2,515	0	
113.9624 -Immaculate Anyango Moses-4purple	400	30/6/2024	0	400	0	
114.9626 -Alice Rosana Nyabonyi-4white	3,000	30/6/2024	0	3,000	0	
115.9627 -Elizabeth Kavutha Malombe-4blue	1,800	30/6/2024	0	1,800	0	
116.9628 -Judy Muthoni Wangare-4yellow	1,800	30/6/2024	0	1,800	0	
117.9635 -Margaret Musengya John-4green	8,565	30/6/2024	0	8,565	0	
118.9636 -Barbara Nasokho Nelima-4green	6,665	30/6/2024	0	6,665	0	
119.9640 -Lucy Ngii David-4yellow	3,765	30/6/2024	0	3,765	0	
120.9642 -Leah Mwikali Kioko-4white	170	30/6/2024	0	170	0	
121.9645 -Jane Kamene Muindi-4white	1,940	30/6/2024	0	1,940	0	
122.9659 -Josephine Mawia Mwanzia-4white	7,600	30/6/2024	0	7,600	0	

123.9665 -Tracy Mbaika Kioko-4yellow	3,000	30/6/2024	0	3,000	0	
124.9687 -Amy Muthoki-4green	1,065	30/6/2024	0	1,065	0	
125.9700 -Brenda Mwikali-4green	765	30/6/2024	0	765	0	
126.9723 -Rizpah Mwhaki Kinyanjui-4white	3,000	30/6/2024	0	3,000	0	
127.9726 -Pascalia Mwende-4blue	14,305	30/6/2024	0	14,305	0	
128.9730 -Dolphine Atieno-4green	3,565	30/6/2024	0	3,565	0	
129.9739 -Regina Kiloko-3red	2,300	30/6/2024	0	2,300	0	
130.9747 -Florene Moraa Maosa-3yellow	9,495	30/6/2024	0	9,495	0	
131.9748 -Elsie Zawadi Okumu-3purple	19,515	30/6/2024	0	19,515	0	
132.9749 -Irene Ndinda Wambua-3red	23,760	30/6/2024	0	23,760	0	
133.9754 -Bridgit Mbula-3blue	5,995	30/6/2024	0	5,995	0	
134.9761 -Leen Ntinyari-3green	4,595	30/6/2024	0	4,595	0	
135.9762 -Joy Mutanu Muoka-3blue	4,200	30/6/2024	0	4,200	0	
136.9770 -Glory Mwikali Mutunga-3red	5,995	30/6/2024	0	5,995	0	
137.9775 -Stacey Bosibori Nyasaka-3yellow	3,000	30/6/2024	0	3,000	0	
138.9777 -Ramle Wanjiku Sila-3red	3,000	30/6/2024	0	3,000	0	
139.9778 -Cynthia Ngina Kyalo-3green	5,995	30/6/2024	0	5,995	0	
140.9786 -Monicah Koki Maingi-3yellow	260	30/6/2024	0	260	0	
141.9787 -June Wanjiku Njama-3red	795	30/6/2024	0	795	0	
142.9789 -Evonne Mueni-3blue	2,310	30/6/2024	0	2,310	0	
143.9796 -Bridgit Kerubo Osiemo-3red	13,260	30/6/2024	0	13,260	0	
144.9800 -Jackline Mwikali Tama-3red	960	30/6/2024	0	960	0	
145.9802 -Faith Mutanu Mutua-3blue	2,995	30/6/2024	0	2,995	0	
146.9806 -Farida Munyiva Kisumba-3green	2,995	30/6/2024	0	2,995	0	
147.9808 -Faith Koki Musyoka-3blue	250	30/6/2024	0	250	0	
148.9809 -Faith Patience-3purple	1,250	30/6/2024	0	1,250	0	

Matungulu girls secondary school

Annual Report and Financial Statements For the year ended 30th June 2024

149.9819 -Blessing Ngandi-Munyiva 3red	4,760	30/6/2024	0	4,760	0
150.9821 -Angelinah Kwamboka-3white	13,000	30/6/2024	0	13,000	0
151.9823 -Shirliif Thomas Bonareri-3purple	3,000	30/6/2024	0	3,000	0
152.9828 -Jessy Wesonga-3white	10	30/6/2024	0	10	0
153.9832 -Josephine Mwikali-3green	3,000	30/6/2024	0	3,000	0
154.9835 -Edna Nzioki-3green	3,000	30/6/2024	0	3,000	0
155.9840 -Hivone Mbatha Nzau-3blue	4,200	30/6/2024	0	4,200	0
156.9848 -Monicah Nyambura Kago-3green	3,750	30/6/2024	0	3,750	0
157.9857 -Oprah Mueni Kioko-3red	1,760	30/6/2024	0	1,760	0
158.9859 -Christine Ndunge Sammy-3yellow	1,815	30/6/2024	0	1,815	0
159.9860 -Monicah Ndinda Muthui-3white	310	30/6/2024	0	310	0
160.9862 -Abigael Kerubo Onyiego-3green	3,025	30/6/2024	0	3,025	0
161.9867 -Ocheing Brenda Sunny-3purple	11,115	30/6/2024	0	11,115	0
162.9870 -Catherine Mbinya Mwanika-3white	1,285	30/6/2024	0	1,285	0
163.9872 -Anna Wanza-3white	3,500	30/6/2024	0	3,500	0
164.9874 -Agono Rita Achieng-3blue	6,000	30/6/2024	0	6,000	0
165.9876 -Elsie Wanjiru Macharia-3blue	2,995	30/6/2024	0	2,995	0
166.9878 -Mutua Patience Mwende-3green	2,995	30/6/2024	0	2,995	0
167.9880 -Nelly Grace Wambui-3blue	17,195	30/6/2024	0	17,195	0
168.9881 -Maryann Wambui Kinyua-3yellow	10,115	30/6/2024	0	10,115	0
169.9884 -Peace Katheu-3yellow	360	30/6/2024	0	360	0
170.9886 -Sophie Mutindi-3green	3,060	30/6/2024	0	3,060	0
171.9888 -Linnet Yula Mutua-3white	11,215	30/6/2024	0	11,215	0
172.9889 -Mutua Lorna Kavindu-3red	11,215	30/6/2024	0	11,215	0
173.9891 -Hellen Njambi Ngugi-3purple	4,895	30/6/2024	0	4,895	0

174.9904 -Tracy Wanjiru Kariuki-3yellow	8,385	30/6/2024	0	8,385	0	
175.9905 -Jashen Mumo Nzioki- 3blue	5,995	30/6/2024	0	5,995	0	
176.9906 -Yvonne Mwendu Mwikali-3red	5,995	30/6/2024	0	5,995	0	
177.9907 -Lucy Luka Mutua- 3red	9,850	30/6/2024	0	9,850	0	
178.9908 -Tammy Nzula Mwendwa-3blue	15,825	30/6/2024	0	15,825	0	
179.9911 -Velma Mugela- 3purple	15	30/6/2024	0	15	0	
180.9916 -Vivian Wangari- 3yellow	50	30/6/2024	0	50	0	
181.9928 -Faith Mogosi Gikaro- 3purple	1,760	30/6/2024	0	1,760	0	
182.9936 -Trizah Wambui-3red	9,315	30/6/2024	0	9,315	0	
183.9939 -Stacy Adhiambo Otieno-3white	250	30/6/2024	0	250	0	
184.9942 -Mercy Mbithe- 3yellow	13,200	30/6/2024	0	13,200	0	
185.9943 -Grace Ndila Kioko- 3red	3,460	30/6/2024	0	3,460	0	
186.9944 -Nancy Muia-3purple	18,735	30/6/2024	0	18,735	0	
187.9948 -Mercy Ndululu Stephen-3red	7,260	30/6/2024	0	7,260	0	
188.9950 -Jackline Mutheu- 3white	2,995	30/6/2024	0	2,995	0	
189.9952 -Jane Murugi-3white	750	30/6/2024	0	750	0	
190.9954 -Maureen Nyawira- 3blue	2,985	30/6/2024	0	2,985	0	
191.9955 -Petronilla Mwikali- 3purple	7,995	30/6/2024	0	7,995	0	
192.9956 -Faith Nzilani Ndunda- 3white	4,260	30/6/2024	0	4,260	0	
193.9961 -Faith Syombua Kyalo-3red	8,950	30/6/2024	0	8,950	0	
194.9963 -Zamzam Adan-3blue	10	30/6/2024	0	10	0	
195.9965 -Valerie Nthenya Nzula-3red	1,250	30/6/2024	0	1,250	0	
196.9976 -Agnes Syombua- 3green	11,115	30/6/2024	0	11,115	0	
197.9984 -Faith Kabura-3yellow	2,995	30/6/2024	0	2,995	0	
198.9990 -Mitchelle Moraa Morara-3white	10	30/6/2024	0	10	0	
199.9991 -Wanjiru Mutahi-3red	4,390	30/6/2024	0	4,390	0	

200.9998 -Gloria Wanzila Mutunga-3red	22,052	30/6/2024	0	22,052	0	
201.10001 -Nicole Omoke Bitengo-3white	20,420	30/6/2024	0	20,420	0	
202.10004 -Emily Musenya- 3purple	17,085	30/6/2024	0	17,085	0	
203.10005 -Okapel Vivian Asenger-3green	3,395	30/6/2024	0	3,395	0	
204.10010 -Mercy Syongo- 3white	12,460	30/6/2024	0	12,460	0	
205.10014 -Amina Anas Ali- 3white	11,425	30/6/2024	0	11,425	0	
206.10017 -Ashlyn Syombua- 3blue	3,550	30/6/2024	0	3,550	0	
207.10018 -Evalyne Mumo Muema-3purple	60	30/6/2024	0	60	0	
208.10020 -Joy Wanjiku Nyoike-3purple	7,250	30/6/2024	0	7,250	0	
209.10021 -Patience Mueni Mbatha-3blue	2,995	30/6/2024	0	2,995	0	
210.10022 -Joy Mwendu- 3yellow	31,305	30/6/2024	0	31,305	0	
211.10024 -Josephine Mutheu- 3blue	3,500	30/6/2024	0	3,500	0	
212.10026 -Whitney Racheal- 3blue	2,500	30/6/2024	0	2,500	0	
213.10027 -Sharlyn Mumbua- 3white	3,500	30/6/2024	0	3,500	0	
214.10039 -Cynthiah Mutanu- 3purple	2,995	30/6/2024	0	2,995	0	
215.10046 -Dorin Ndunge-3blue	750	30/6/2024	0	750	0	
216.10047 -Naomi Wanjugu Kanyi-3red	3,000	30/6/2024	0	3,000	0	
217.10051 -Bethany Mwendu- 3purple	7,495	30/6/2024	0	7,495	0	
218.10052 -Joan Kemunto- 3green	250	30/6/2024	0	250	0	
219.10058 -Blessing Mbulwa- 3purple	2,995	30/6/2024	0	2,995	0	
220.10062 -Mary Muthoni- 3yellow	4,750	30/6/2024	0	4,750	0	
221.10067 -Lucy Lindsey Awuor-3green	515	30/6/2024	0	515	0	
222.10088 -Joy Alice Achieng- 3red	22,750	30/6/2024	0	22,750	0	
223.10094 -Eugenia Collette Muhache-3yellow	5,795	30/6/2024	0	5,795	0	
224.10103 -Grace Mueni Kioko- 3white	3,750	30/6/2024	0	3,750	0	

225.10109 -Becky Akinyi-3yellow	3,000	30/6/2024	0	3,000	0	
226.10115 -Precious Nyabonyi Silas-3white	5,485	30/6/2024	0	5,485	0	
227.10117 -Mwendwa Mary Kivivya-4purple	2,500	30/6/2024	0	2,500	0	
228.10118 -Margaret Nyambura-3blue	1,795	30/6/2024	0	1,795	0	
229.10119 -Peace Mbinya-3red	455	30/6/2024	0	455	0	
230.10124 -Michelle Bonareri-3yellow	15,000	30/6/2024	0	15,000	0	
231.10126 -Zainab Mukaga-3red	13,250	30/6/2024	0	13,250	0	
232.10129 -Elizabeth Wayua-2purple	2,000	30/6/2024	0	2,000	0	
233.10133 -Abby Kagweria-2red	5	30/6/2024	0	5	0	
234.10135 -Yovella Mich Rombo-2yellow	3,265	30/6/2024	0	3,265	0	
235.10141 -Abigael Mumbi Mutunga-2yellow	280	30/6/2024	0	280	0	
236.10145 -Antonina Masiga Alima-2white	270	30/6/2024	0	270	0	
237.10151 -Tracy Mbula Kinovi-2green	330	30/6/2024	0	330	0	
238.10155 -Faith Mutio Ndambuki-2green	15	30/6/2024	0	15	0	
239.10158 -Angeline Masungwa-2white	5,468	30/6/2024	0	5,468	0	
240.10165 -Stacy Wanjiru Muchina-2yellow	3,465	30/6/2024	0	3,465	0	
241.10169 -Magdaline Musau-2yellow	3,000	30/6/2024	0	3,000	0	
242.10170 -Anne Ngina-2red	65	30/6/2024	0	65	0	
243.10171 -Faith Kanini Ngayai-2blue	4,630	30/6/2024	0	4,630	0	
244.10172 -Nishan Nthenya-2yellow	3,000	30/6/2024	0	3,000	0	
245.10175 -Tabitha Gloria Ngui-2yellow	7,765	30/6/2024	0	7,765	0	
246.10177 -Gloria Ndila Kioko-2white	6,000	30/6/2024	0	6,000	0	
247.10179 -Lenah Katwii Ngava-2purple	1,700	30/6/2024	0	1,700	0	
248.10186 -Lilian Ngina Maina-2red	18	30/6/2024	0	18	0	
249.10187 -Prudence Chebii Jerotich-2purple	65	30/6/2024	0	65	0	

250.10196 -June Mumbua Kaunda-2green	1,965	30/6/2024	0	1,965	0	
251.10197 -Angel Ivy Waruiru- 2purple	65	30/6/2024	0	65	0	
252.10198 -Elizabeth Mwikali- 2green	14,800	30/6/2024	0	14,800	0	
253.10208 -Eunice Mukolwe Ombaso-2green	8,565	30/6/2024	0	8,565	0	
254.10210 -Pauline Wayua Nthiwa-2yellow	20,000	30/6/2024	0	20,000	0	
255.10213 -Shirlyn Nyambura Kiiru-2green	65	30/6/2024	0	65	0	
256.10215 -Lucy Wanjeri Mugi- 2purple	7,965	30/6/2024	0	7,965	0	
257.10220 -Purity Wangui Mwangi-2blue	34,765	30/6/2024	0	34,765	0	
258.10222 -Annastacia Itumbi Maangi-2blue	4,800	30/6/2024	0	4,800	0	
259.10225 -Beatrice Ndanu Kyalo-2blue	2,265	30/6/2024	0	2,265	0	
260.10228 -Sharon Wambui Irungu-2white	2,860	30/6/2024	0	2,860	0	
261.10235 -Maureen Njeri Githinji-2green	3,565	30/6/2024	0	3,565	0	
262.10248 -Favour Syowai- 2green	4,000	30/6/2024	0	4,000	0	
263.10257 -Renee Syombua- 2blue	100	30/6/2024	0	100	0	
264.10260 -Cynthia Mwendu- 2red	2,365	30/6/2024	0	2,365	0	
265.10264 -Regina Kuthea Nzilani-2green	3,000	30/6/2024	0	3,000	0	
266.10265 -Irene Nthenya- 2white	2,400	30/6/2024	0	2,400	0	
267.10271 -Salome Ndunge- 2purple	4,765	30/6/2024	0	4,765	0	
268.10273 -Elizabeth Mbeche- 2green	1,650	30/6/2024	0	1,650	0	
269.10274 -Ashley Kerubo- 2blue	500	30/6/2024	0	500	0	
270.10275 -Stephanie Ademah- 2purple	965	30/6/2024	0	965	0	
271.10276 -Waridi Melody-2red	3,500	30/6/2024	0	3,500	0	
272.10277 -Berly Nthambi- 2purple	100	30/6/2024	0	100	0	
273.10279 -Phoebe Rose Omany-2yellow	1,565	30/6/2024	0	1,565	0	
274.10285 -Valerian Mutuo Nzeko-2purple	9,430	30/6/2024	0	9,430	0	

275.10286 -Jacinta Nduku-2red	2,330	30/6/2024	0	2,330	0	
276.10288 -Linnet Muthike- 2white	765	30/6/2024	0	765	0	
277.10289 -Shaila Nyanchoka Nyangate-2purple	4,830	30/6/2024	0	4,830	0	
278.10301 -Latoya Langi-2white	16,830	30/6/2024	0	16,830	0	
279.10303 -Pauline Kavata-2red	1,765	30/6/2024	0	1,765	0	
280.10304 -Sharon Katile-2white	65	30/6/2024	0	65	0	
281.10305 -Harriet Wanza- 2yellow	25,300	30/6/2024	0	25,300	0	
282.10306 -Roselyne Njeri- 2yellow	865	30/6/2024	0	865	0	
283.10307 -Laureen Jepkosgei Kemboi-2purple	6,000	30/6/2024	0	6,000	0	
284.10313 -Adriana Mutindi Ngao-2purple	6,000	30/6/2024	0	6,000	0	
285.10316 -Dorcas Muthoni Waweru-2green	3,800	30/6/2024	0	3,800	0	
286.10318 -Grace Mutheu Mwanzia-2yellow	15	30/6/2024	0	15	0	
287.10321 -Sarah Wayua-2green	3,015	30/6/2024	0	3,015	0	
288.10322 -Abigael Nthenya Kimeu-2yellow	65	30/6/2024	0	65	0	
289.10326 -Bridgit Mueni Mue- 2blue	19,940	30/6/2024	0	19,940	0	
290.10327 -Mitchelle Kanini Makau-2purple	1,630	30/6/2024	0	1,630	0	
291.10328 -Joy Mwende-2red	15	30/6/2024	0	15	0	
292.10331 -Victoria Mwelu Ndunda-2red	6,000	30/6/2024	0	6,000	0	
293.10339 -Mariam Neema-2red	4,130	30/6/2024	0	4,130	0	
294.10342 -Erycka Regerya Samuel-2yellow	3,465	30/6/2024	0	3,465	0	
295.10346 -Ann Wanjiku-2red	1,330	30/6/2024	0	1,330	0	
296.10349 -Stacey Kwamboka Omboki-2yellow	765	30/6/2024	0	765	0	
297.10350 -Joy Muluki Kithita- 2purple	765	30/6/2024	0	765	0	
298.10370 -Beatrice Ndungwa Munyao-2purple	9,000	30/6/2024	0	9,000	0	
299.10372 -Leona Rita Nyabera- 2blue	2,130	30/6/2024	0	2,130	0	
300.10383 -Joy Wanjira-2white	65	30/6/2024	0	65	0	

301.10387 -Ruth Mwhaki Muriuki-2white	6,000	30/6/2024	0	6,000	0	
302.10391 -Mercy Kamene Ngila-2white	1,765	30/6/2024	0	1,765	0	
303.10393 -Isabel Nduleve Kyalo-2blue	2,250	30/6/2024	0	2,250	0	
304.10396 -Hope Mutheu- 2yellow	13,065	30/6/2024	0	13,065	0	
305.10398 -Liz Moraa Nyakundi-2yellow	1,800	30/6/2024	0	1,800	0	
306.10406 -Talia Nduku Silali- 2white	30	30/6/2024	0	30	0	
307.10407 -Eunice Anyango- 2green	9,565	30/6/2024	0	9,565	0	
308.10408 -Judy Ndunge Munyao-2red	1,065	30/6/2024	0	1,065	0	
309.10410 -Sally Wausi Muuo- 2green	1,800	30/6/2024	0	1,800	0	
310.10417 -Veronica Kasiva Muisyo-2yellow	65	30/6/2024	0	65	0	
311.10418 -Maricellah Mueni- 2blue	4,619	30/6/2024	0	4,619	0	
312.10420 -Janeth Anyango Mwakulomba-2red	15,185	30/6/2024	0	15,185	0	
313.10421 -Sharleen Shayne Akumu-2purple	9,700	30/6/2024	0	9,700	0	
314.10437 -Shirleen Akoya Aholi-2yellow	15	30/6/2024	0	15	0	
315.10445 -Tarisha Mwelu Muisyo-2purple	265	30/6/2024	0	265	0	
316.10446 -Gloria Praise Mumo- 2purple	3,000	30/6/2024	0	3,000	0	
317.10451 -Naomi Ndinda Mutinda-2white	5,000	30/6/2024	0	5,000	0	
318.10457 -Shantel Kerubo- 2blue	3,865	30/6/2024	0	3,865	0	
319.10460 -Joy Wangari Muiruri-2yellow	20,000	30/6/2024	0	20,000	0	
320.10461 -Marcy Waigwe- 2green	1,630	30/6/2024	0	1,630	0	
321.10465 -Faith Mutheu- 2yellow	365	30/6/2024	0	365	0	
322.10470 -Vanessa Mbeke- 2yellow	3,820	30/6/2024	0	3,820	0	
323.10475 -Michelle Kyalo- 2purple	4,265	30/6/2024	0	4,265	0	
324.10481 -Mary Grace Ndanu- 2red	2,600	30/6/2024	0	2,600	0	

325.10484 -Gladys Mwikali Mwaura-2red	300	30/6/2024	0	300	0	
326.10487 -Patience Mutheu Kimeu-2purple	16,195	30/6/2024	0	16,195	0	
327.10488 -Maureen Nangondo Rajab-2purple	6,000	30/6/2024	0	6,000	0	
328.10499 -Bernice Mbeke-2white	565	30/6/2024	0	565	0	
329.10503 -Kinyanjui Barbra Mbithe-1blue	65	30/6/2024	0	65	0	
330.10505 -Valery Nafula Simiyu-1purple	11,465	30/6/2024	0	11,465	0	
331.10508 -Judy Nehema Akoya-1red	2,565	30/6/2024	0	2,565	0	
332.10515 -Sarah Grace C Anaba-1green	1,765	30/6/2024	0	1,765	0	
333.10516 -Shazuri Njeri Njoroge-1blue	100	30/6/2024	0	100	0	
334.10517 -Shalyn Nduta Munene-1red	5,065	30/6/2024	0	5,065	0	
335.10526 -Shivanshah Njeri Kimani-1purple	2,100	30/6/2024	0	2,100	0	
336.10530 -Rebeccah Mumbua Wambua-1green	4,800	30/6/2024	0	4,800	0	
337.10538 -Angel Akinyi Obiero-1red	36,565	30/6/2024	0	36,565	0	
338.10540 -Precious Muthoni Gategi-1purple	3,000	30/6/2024	0	3,000	0	
339.10546 -Valerie Kamene Francis-1purple	1,800	30/6/2024	0	1,800	0	
340.10549 -Arianna Kwamboka-1blue	1,200	30/6/2024	0	1,200	0	
341.10550 -Faith Gloria Simiyu-1purple	600	30/6/2024	0	600	0	
342.10553 -Seanice Koki Mweu-1purple	765	30/6/2024	0	765	0	
343.10554 -Mary Wangari Njoroge-1yellow	38,065	30/6/2024	0	38,065	0	
344.10557 -Gracious Nduvya Muthwii-1yellow	28,100	30/6/2024	0	28,100	0	
345.10559 -Veronca Kalondu-1green	800	30/6/2024	0	800	0	
346.10565 -Lydia Ndila-1purple	36,465	30/6/2024	0	36,465	0	
347.10570 -Sheilah Mwendu Mutunga-1red	6,500	30/6/2024	0	6,500	0	
348.10573 -Annah Kimala Musembi-1yellow	5,000	30/6/2024	0	5,000	0	
349.10574 -Hannah Moraa Kenyanya-1purple	3,565	30/6/2024	0	3,565	0	

350.10575 -Eunice Mwanzia- Iblue	4,600	30/6/2024	0	4,600	0	
351.10578 -Deborah Muuo Muthama-I white	765	30/6/2024	0	765	0	
352.10579 -Cheryl Tariko- Ipurple	13,205	30/6/2024	0	13,205	0	
353.10582 -Rajasvini Ndanu Mutua-Iblue	2,265	30/6/2024	0	2,265	0	
354.10583 -Favour Lydiah Ayuma-Igreen	200	30/6/2024	0	200	0	
355.10592 -Tatyana Wangari- I white	965	30/6/2024	0	965	0	
356.10596 -Josephine Talia Okili Imani-Iyellow	6,000	30/6/2024	0	6,000	0	
357.10598 -Grace Abbi Gathira Njuguna-Iyellow	6,000	30/6/2024	0	6,000	0	
358.10600 -Ellyana Mwikali- I white	3.00	30/6/2024	0	3.00	0	
359.10606 -Angel Ndanu Martin-I white	3,800	30/6/2024	0	3,800	0	
360.10607 -Darlene Zakadima- Ipurple	3,800	30/6/2024	0	3,800	0	
361.10616 -Purity Mutheu Kyalu-Iblue	1,765	30/6/2024	0	1,765	0	
362.10621 -Milan Mumo Nzula- Ipurple	19,865	30/6/2024	0	19,865	0	
363.10622 -Joy Kavuli Mutua- Iblue	18,100	30/6/2024	0	18,100	0	
364.10624 -Rose Nyambura Njenga-Ipurple	4,800	30/6/2024	0	4,800	0	
365.10626 -Shirleen Wanza Kavita-Iyellow	1,610	30/6/2024	0	1,610	0	
366.10627 -Clare Bochaberi Boera-Igreen	6,065	30/6/2024	0	6,065	0	
367.10631 -Peace Mwikali- Igreen	20,665	30/6/2024	0	20,665	0	
368.10644 -Shannel Kajaira- Iblue	3,800	30/6/2024	0	3,800	0	
369.10646 -Ella Marie Aked- Iblue	9,765	30/6/2024	0	9,765	0	
370.10648 -Mary Mutheu Mutua-I white	5,000	30/6/2024	0	5,000	0	
371.10649 -Qureen Awuor Nyamande-I white	2,200	30/6/2024	0	2,200	0	
372.10652 -Virginia Mumbua Moni-Iyellow	3,800	30/6/2024	0	3,800	0	
373.10656 -Michelle Muisyo Mutinda-Ipurple	65	30/6/2024	0	65	0	

374.10661 -Clementina Mukonyo-Igreen	21,765	30/6/2024	0	21,765	0	
375.10665 -Mary Mbithe Kyalo-Iwhite	865	30/6/2024	0	865	0	
376.10667 - Abigael Jepkoech Mutuku-I white	765	30/6/2024	0	765	0	
377.10672 -Oprah Ndululu Wambua-I white	3,000	30/6/2024	0	3,000	0	
378.10673 -Janet Nthambi Mweu-Iyellow	300	30/6/2024	0	300	0	
379.10674 -Sharon Musenya-Ipurple	300	30/6/2024	0	300	0	
380.10675 -Stacey Kamwathi-Ipurple	12,565	30/6/2024	0	12,565	0	
381.10678 -Susan Ndinda-Ipurple	14,095	30/6/2024	0	14,095	0	
382.10680 -Monica Kanini Ndunge-Iyellow	800	30/6/2024	0	800	0	
383.10691 -Ivy Wambui Wamaitha-Igreen	265	30/6/2024	0	265	0	
384.10693 -Joy Sintoyia Mwatu-Ired	765	30/6/2024	0	765	0	
385.10696 -Janelle Tanisha Akinyi-Ipurple	65	30/6/2024	0	65	0	
386.10699 -Pauline Mueni Mwanja-Iwhite	2,995	30/6/2024	0	2,995	0	
387.10711 -Eden Sara Kenyatta-Igreen	8,565	30/6/2024	0	8,565	0	
388.10716 -Moureen Mongiwa Ongema-I white	565	30/6/2024	0	565	0	
389.10723 -Viona Mutheu Mbithi-Iblue	300	30/6/2024	0	300	0	
390.10726 -Blessing Nzisa-Ipurple	1,800	30/6/2024		1,800		
391.10729 -Shally Kemunto-Ired	65	30/6/2024	0	65	0	
392.10730 -Laycie Ambiyi Ngea-Iwhite	3,000	30/6/2024	0	3,000	0	
393.10737 -Olive Wanjiku Rimaru-Ipurple	9,565	30/6/2024	0	9,565	0	
394.10738 -Ann Ndumi Makuyu-Iyellow	65	30/6/2024	0	65	0	
395.10740 -Joan Wangui Mbatha-Ipurple	6,800	30/6/2024	0	6,800	0	
396.10744 -Blessing Mutheu-Iwhite	3,100	30/6/2024	0	3,100	0	
397.10748 -Princess Muthoni Ndiga-Iyellow	765	30/6/2024	0	765	0	

398.10762 -Mercy Kilonzo-lyellow	6,800	30/6/2024	0	6,800	0	
399.10766 -Blessed Ushidi Omutelema-Iwhite	1,200	30/6/2024	0	1,200	0	
400.10768 -Arbitra Mueni Musyoka-Igreen	1,865	30/6/2024	0	1,865	0	
401.10789 -Beth Mbatha-Igreen	565	30/6/2024	0	565	0	
402.10790 -Maureen Mbatha Nzuki-Ired	18,765	30/6/2024	0	18,765	0	
403.10795 -Naima Abass Sheikh-Iwhite	9,065	30/6/2024	0	9,065	0	
404.10798 -Maryann Njeri Mwangi-Iyellow	13,200	30/6/2024	0	13,200	0	
405.10805 -Jamila Nzwili Kilonzo-Iwhite	300	30/6/2024	0	300	0	
406.10808 -Jacintah Kamene Mumo-Iblue	24,065	30/6/2024	0	24,065	0	
407.10811 -Rachael Mbeke Muasya-Iblue	29,165	30/6/2024	0	29,165	0	
408.10812 -Grace Ndinda-Igreen	29,165	30/6/2024	0	29,165	0	
409.10813 -Cynthia Nduku Maingi-Iblue	29,165	30/6/2024	0	29,165	0	
410.10814 -Lucy Mwikali Munyao-Iwhite	29,165	30/6/2024	0	29,165	0	
411.10816 -Agnes Ndunge Kyalo-Ired	29,165	30/6/2024	0	29,165	0	
412.10817 -Jackline Ndinda-Ipurple	18,630	30/6/2024	0	18,630	0	
413.10818 -Fresiah Njuguna-Iwhite	29,165	30/6/2024	0	29,165	0	
414.10819 -Margaret Kakui-Iwhite	600	30/6/2024	0	600	0	
415.10822 -Pauline Ndinda-Iwhite	65	30/6/2024	0	65	0	
416.10825 -Mercy Munee-Ired	29,165	30/6/2024	0	29,165	0	
417.10827 -Frida Nthoki Mutiso-Iwhite	29,165	30/6/2024	0	29,165	0	
418.10829 -Rosalia Koki Mutua-Iwhite	29,165	30/6/2024	0	29,165	0	
419.10830 -Purity Mutio Mutisya-Iblue	29,165	30/6/2024	0	29,165	0	
420.10837 -Chinaza Adaeze-Ipurple	46,465	30/6/2024	0	46,465	0	
421.10838 -Abigael Ngina-Ipurple	2,900	30/6/2024	0	2,900	0	
422.10841 -Elizabeth Ouda Atieno-Igreen	29,165	30/6/2024	0	29,165	0	

Annual Report and Financial Statements For the year ended 30th June 2024

423.10845 -Janet Kanyiva Mutinda-Igreen	3,600	30/6/2024	0	3,600	0	
424.10851 -Cynthia Kyee Masila-Ipurple	15,865	30/6/2024	0	15,865	0	
425.10862 -Phylisian Wanjiku Kyalo-Ired	188,630	30/6/2024	0	188,630	0	
426.10872 -Gifted Kambua- Ipurple	6,800	30/6/2024	0	6,800	0	
Total	2,499,920			2,499,920		
GRAND TOTAL	29,673,856		6,494,468	23,179,388	6,888,643	

Annex 2 – Summary of Fixed Assets Register

Asset Class	Historical Cost b/f (Kshs) 1 st July 2023	Additions during the year (Kshs)	Disposals during the year (Kshs)	Historical Cost c/f (Kshs) 30 th June 2024
Land 1	8,000,000	0	0	8,000,000
Land 2	600,000	0	0	600,000
Land 3	600,000	0	0	600,000
Buildings And Structures	64,178,565	0	0	64,178,565
Motor Vehicles	6,000,000	0	0	6,000,000
Office Equipment, Furniture and Fittings	15,600,000	0	0	15,600,000
Textbooks	5,150,000	0	0	5,150,000
ICT Equipment	500,000	0	0	500,000
Tools And Apparatus	120,000	0	0	120,000
Other Machinery and Equipment	1,630,000	0	0	1,630,000
Heritage And Cultural Assets	60,000	0	0	60,000
Intangible Assets- Soft Ware	550,000	0	0	550,000
Total	102,988,565	0	0	102,988,565