


paper (ad)

16/10/2014

H n Dual

PARLIAMENT
OF KENYA
LIBRARY

INDEPENDENT ELECTORAL AND BOUNDARIES COMMISSION



ANNUAL REPORT 2013 - 2014

Your Vote, Your Future



Vision

“An independent and credible electoral management body committed to strengthening democracy in Kenya”.

Mission

“To conduct free and fair elections and to institutionalize sustainable electoral processes”



The Honorable Justin Muturi
Speaker of the National Assembly

Article 254 of the Constitution of Kenya, 2010 and Section 24(1) of the Independent Electoral and Boundaries Commission Act, 2011 requires the Electoral Commission to submit annually to the President and Parliament, an annual report containing the financial statements of the Commission, the functions, activities and affairs of the Commission.

Section 68 of the Public Finance Management Act, 2012, requires the Commission Secretary as the accounting officer, to submit to Parliament the Commission's Annual Report.

In compliance with these statutory requirements, I hereby convey to you, for formal submission to Parliament, the attached report and unaudited financial statements for the financial year ended 30th June 2014.

Ahmed Issack Hassan, EBS
Chairperson

Date: 30th September 2014

TABLE OF CONTENTS

TABLE OF CONTENTS	v
LIST OF FIGURES	vi
LIST OF TABLES	vi
ANNEXES	vii
LIST OF ACRONYMS AND ABBREVIATIONS	viii
ABOUT THIS REPORT	x
MESSAGE FROM THE CHAIRPERSON	xi
THE COMMISSION'S ACTING SECRETARY/CEO'S REVIEW	xiv
1. ABOUT THE COMMISSION	3
1.1. Our Mandate, Goal and Values.....	3
1.2. Our Organization.....	4
1.3. The Legislative Framework	12
2. REPORT ON PERFORMANCE FOR THE FINANCIAL YEAR 2013/2014	18
2.0. Strategic Objectives	18
2.1. Strengthening of the Legal Framework.....	19
2.2. Registration of Eligible Voters	27
2.3. Effective and Efficient Conduct of Elections	30
2.4. Voter Education.....	36
2.5. Strategic Partnerships, Collaboration and Networking	38
2.6. Integration of ICT in the Management of Electoral Process.....	40
2.7. Risk Management	41
2.8. Commission Corporate Image	42
2.9. Commission Institutional Structures and Internal Services	45
2.10. Financial Management.....	47
2.11. Strengthening the Research Function.....	48
2.12. Corporate Governance	51
2.13. Equity in Representation and Participation in the Electoral Process	54
3. FINANCIAL REPORT OF THE COMMISSION	58
3.0. Accounting Officer's Statement	58
3.1. Accounting Officer's Responsibility	60
3.2. Statement of Financial Position.....	61

3.3.	Statement of Financial Performance.....	62
3.4.	Statement of Changes in Net Assets.....	62
3.5.	Cash Flow Statement.....	63
3.6.	Statement of Comparison of Budget and Actual Amounts.....	64
3.7.	Notes to the Annual Financial Statements.....	65
4.	GOVERNANCE AND COMPLIANCE.....	81
4.1.	Leadership and Management.....	81
4.2.	Commission Committees.....	81
4.3.	Management Standing Committees.....	82
4.4.	The Executive Management Group.....	83
4.5.	Accountability.....	84
4.6.	Service Charter.....	84
5.	CHALLENGES AND RECOMMENDATIONS.....	85
5.1.	Challenges and Recommendations.....	85

LIST OF FIGURES

Figure 1:	IEBC Administrative Regions.....	12
Figure 2:	Commissioners.....	14
Figure 3:	IEBC Organization Structure.....	15
Figure 4:	Number of Cases Filed.....	21
Figure 5:	Status of Cases.....	22
Figure 6:	Number of Candidates Re-elected.....	23
Figure 7:	Estimated Number of Eligible and Registered Voters 2010-2014.....	29
Figure 8:	Planning, Operating and Reporting Framework.....	84

LIST OF TABLES

Table 1:	Legislative Framework.....	12
Table 2:	Key Performance Results for Strengthening the Legal Framework.....	19
Table 3:	Trainings on Electoral Laws.....	25
Table 4:	Cases Investigated.....	26
Table 5:	Status of Cases Prosecuted.....	26
Table 6:	Key Performance Results for Registration Voters.....	27
Table 7:	Total Voters Enrolled by Regions as at 30th June 2014.....	28
Table 8:	Key Performance Results for Conduct of Elections.....	30
Table 9:	Key Performance Results for Fee-for-Service.....	31
Table 10:	LSK Elections.....	31
Table 11:	Key Performance Results for Providing Voter Education.....	36

Table 12: Percentage of Voter Turnout for By-Elections by Electoral Area	37
Table 13: Audits and Risk Assessments	41
Table 14: Trainings for Staff	46
Table 15: Offices under Construction	46
Table 16: Funds Received 2011-2012 to 2013-2014	47
Table 17: International Benchmark Visits to IEBC	51
Table 18: Key Performance Results for Boundaries Delimitation	54
Table 19: GPS Coordinates Collected	54
Table 20: Commission Committees	82
Table 21: Staff Establishment and in Position as at 30th June 2014	83
Table 22: Regional Offices Contact Details	101

ANNEXES

Annex I: Summary Litigation Matters	87
Annex II: Summary of Allowed Elections Petitions	90
Annex III: Contracts, Leases and MOUs	91
Annex IV: Key Gazette Notices	93
Annex V: By-elections During 2013/2014 Period	95
Annex VI: List of Observers Accredited for the By-elections	96
Annex VII: IEBC Partners	98
Annex VIII: International Liaison Interactions	99

LIST OF ACRONYMS AND ABBREVIATIONS

AAEA	Association of African Election Authority
AGM	Annual General Meeting
AIDS	Acquired Immune Deficiency Syndrome
ASK	Agricultural Society of Kenya
AU	African Union
AUEOM	African Union Election Observation Authority
AWEB	Association of World Election Bodies
BRIDGE	Building Resources in Democracy, Governance and Election
BVR	Biometric Voter Registration
CEC	Constituency Election Coordinator
CEN	Commonwealth Electoral Network
CEO	Chief Executive Officer
COMESA	Common Market for Eastern and Southern Africa
CJPC	Catholic Justice Peace Commission
CRECO	Constitution and Reform Education Consortium
CS	Commission Secretary
DC	District Commissioner
DFID	Department for International Development
EBS	Elder of the Burning Spear
ELOG	Election Observation Group
EMB	Electoral Management Bodies
ERP	Enterprise Resource Planning
ERMT	Elections Risk Management Tool
ESAP	Election Security Arrangement Project
EVID	Electronic Voter Identification Device
FGD	Focus Group Discussion
GIZ	German Cooperation
GOK	Government of Kenya
GPS	Global Positioning System
HR	Human Resource
HIV	Human Immunodeficiency Virus
ICPS	International Centre for Parliamentary Studies
ICT	Information Communication and Technology
IDEA	Institute for Democracy and Electoral Assistance
IEBC	Independent Electoral and Boundaries Commission
IED	Institute for Education and Democracy
IFES	International Foundation for Electoral Systems
IGAD	Inter Governmental Authority on Development
IRI	International Republican Institute
JSC	Judicial Service Commission
KCB	Kenya Commercial Bank

KHRC	Kenya Human Rights Commission
LSK	Law Society of Kenya
MCA	Member of County Assembly
MNA	Member of National Assembly
MOU	Memoranda of Understanding
NCF	National Consultative Forum
PEE	Post Election Evaluation
PWD	People with Disabilities
RPP	Registrar of Political Parties
REC	Regional Election Coordinator
UK	United Kingdom
UNDP	United Nation Development Programme
USAID	United States Agency for International Development

ABOUT THIS REPORT

This report describes the performance of the IEBC for the financial year ending 30 June 2014. The aim of the report is to inform members of parliament, Kenyans, political parties, interest groups, candidates, electoral authorities, government agencies, students, teachers, and the media about the services we provided in 2013–14.

The report includes performance against our outcome, deliverables and key performance indicators as outlined in the Directorate Budget Statements 2013–14. This report is prepared in accordance with the constitutional *Requirements for Annual Reports for Commissions and Independent Offices*.

Structure

Message from the Chairperson

The Chairperson's reflection on the year under review.

Acting Commission Secretary's Review

This is the Commission Secretary's review of the year, our challenges and developments.

About us

'About us' is information about our role, outcome, values, organisation, programs and legislation.

Report on Performance

Report on the Commission activities describes our program of work for financial year 2013/2014 for the Kenyans and our partnerships. The section includes achievements against key performance indicators, grouped under our strategic objectives.

Financial and Assets Management

Financial performance analysis, financial statements, assets and contractual arrangements.

Commission Governance and Compliance

Governance and compliance describes the Commission's management and accountabilities that guide our processes and performance.

Challenges and Recommendations

This addresses challenges experienced by the Commission since the last General Elections; and recommendations to improve on our processes.

MESSAGE FROM THE CHAIRPERSON



Electoral administrators are often asked 'what do you do between elections?' The answer, 'you get ready for the next one', has typified the IEBC's activities over the past 12 months. Indeed, in 2013-14 the implications of several petitions filled meant we needed to be ready to conduct various by-elections within the prescribed timelines. For this reason, we have embarked on a range of election-critical activities in parallel with an ambitious program of reform in the way we deliver electoral services, structure our divisional office network, and manage the voter's register.

In accordance with the electoral cycle activities, maintenance and growth of the voter's register comes into greater focus between elections. IEBC is driven by a sense of responsibility for ensuring Kenyans have the chance to exercise their key democratic right to vote. The first step in securing that right is registration of new voters. Enhancing participation in the electoral process starts with voter registration and this presents one of our biggest challenges. We estimate that the number of people not on the voters register is approximately 9.4 million, up from about 8.4 million at this time last year.

The Commission's mandate to register voters continuously to the end of the first quarter of 2017, involves a comprehensive program of new initiatives to prompt people to register or update their particulars. It has a clear aim that is to increase registered voters. The program was launched nation wide on 15th April 2014 with the exception of electoral areas with ongoing election petitions that were yet to be concluded by the courts. In the first two months of the registration, the total number of voters registered by 30th June 2014 was 4,691. The Elections Data document containing the number of registered voters per polling station was distributed to all Parliamentarians, Senators, and Governors with the aim of informing them on statistics and enlisting their support to spread the registration message.

Early evaluation of the continuous voter registration indicates Kenyans are reluctant to come forward to register as has been the practice in the past. At the same time, the Commission launched IEBC Twitter and Facebook accounts to better engage Kenyans on the electoral processes and systems in place. We believe social media will increase the speed and frequency of our public engagement and offers great potential for us to listen, answer customer questions, improve service delivery and build participation through dialogue.

The imperative to be election-ready remained in focus throughout the year as the Commission conducted 23 by elections that resulted from death and resignations and determination of 187 petitions filed before the courts arising from the General Elections held on 4th March, 2013. In addition to this the Commission witnessed the growth in the conduct of Elections for other statutory organizations like the Law Society of Kenya, Department of Children Services at the Ministry of Labour and Social Services, the Impala Club Nairobi and School Prefects elections. These elections provided an opportunity of population groups to familiarize themselves with election processes and as a way of growing virtues on the electoral process.

We embarked on legislative reforms with the aim of making it easier for Kenyans to participate in the electoral system. The Commission conducted an evaluation of its processes, audited its systems and picked valuable lessons from observer reports, Political Parties and stakeholder forums for an improved Electoral Management Body. A comprehensive review of election preparations conducted revealed ongoing concern with the capacity to handle multiple systems employed during the 4th March General elections. In the second half of 2014, we will undertake extensive systems capacity testing to identify IT and business process issues that may impact on systems performance. The work will continue until we are confident our systems can perform at capacity and under the pressure of multiple and concurrent demands during the next election.

The Commission received global awards from; International Centre for Parliamentary Studies (ICPS) on Elections and Conflict Management and IFES Choice Award in photography. In addition, the Commission took over the Chairmanship of the Commonwealth Electoral Network (CEN) for two years from June 2014-2016. Further, I was elected to the executive Committee of the AWEB based in Korea for three years from November 2012 to November 2017. IEBC is also a member of the Steering Committee of Association of African Election Process.

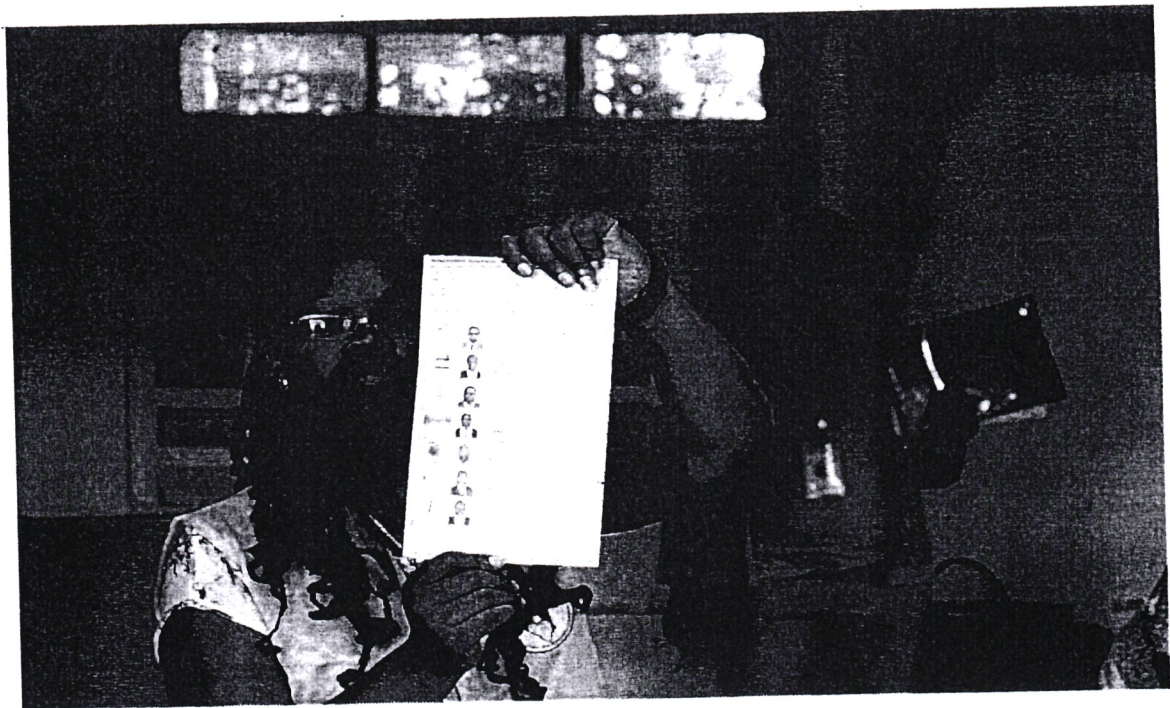
Notably, in the year under review the Commission experienced a number of challenges that impacted on its processes and service delivery. Some of these included Court decisions that saw cancellation of some by-elections long after the preparations had been concluded and resources spent.

The Commission acknowledges technical and financial support received from our government agencies and development partners. The Commission also recognizes the continued dedication and hardwork of the Secretariat in fulfilling the Commission's mandate.


Ahmed Issack Hassan, EBS
Chairperson Independent Electoral and Boundaries Commission



By-Election materials at the Tallying Centre ready for collection by Presiding Officers



A Presiding Officer displaying a ballot paper during counting of votes

THE COMMISSION'S ACTING SECRETARY/CHIEF EXECUTIVE OFFICER'S REVIEW



During 2013–14 period, the Commission handled and managed litigations as a result of the 187 election petitions arising out of the 4th March 2013 General Elections. This required continued election and contingency planning for a range of possible By-Election where petitions filed were successful. This was also the Commission's time to undertake an audit of its processes, systems and operations with specific reference on its performance in General Election where 14.3 million Kenyans were eligible to vote.

This was the first year for preparations by the IEBC staff for the next General Elections scheduled to take place in 2017. At this stage of the electoral cycle, the Commission's focus is on audit and evaluation of systems and processes, legal reforms, Continuous voter registration, voter education, planning and building capacity of staff and election officials and strengthening awareness on the electoral process among its stakeholders.

2013 General Election

The 4th March General Election placed heavy demands on the IEBC with an operating environment that was particularly challenging as outlined below:

- Changes to the party nomination primaries
- The largest ever volume of candidates for the expanded elections
- High number of election petitions made after the 4th March General Elections
- Introduction of various technologies in the conduct of elections

These factors tested the abilities of the IEBC as there were numerous election petitions that have been handled throughout the year in review.

Improving IEBC's Processes and Practices

Post-election evaluations are critical to improving IEBC processes and practices. In April 2013, staff were invited to complete a survey of their election experiences and to contribute suggestions for change. This culminated in a National Post-Election Evaluation conference in May 2014. For the first time in the history of the IEBC, we also sought feedback from our temporary polling officials, employed on and around polling day through Focus Group Discussions (FGDs). From our internal discussions, it is clear that the nature and volume of workload during election period calls for a review of the legal framework. The culmination of this evaluation process is a Report,

which will guide the IEBC in its preparations for the next General Election. Research, evidence and ideas considered at these forums are the springboard to the IEBC's next strategic plan and consideration of potential future reforms, particularly directed to turnout, formality and integrity of the electoral system.

In 2014–15, we will continue to pursue our strategic priorities to achieve the mandate set out for the IEBC in the Constitution of Kenya, 2010, Articles 88 and 89, a high integrity electoral roll, fair and credible elections and educating the Kenyan people about our democratic electoral processes. In pursuit of improving on our processes will create an ambitious work agenda for the IEBC. The IEBC can only make sound, timely progress towards this goal by making the best possible use of the talents and experience of its staff.

The Commission continues to enhance the capacity of its staff aimed at better equipping staff to improve service delivery in election management and administration. This phase of human resource capacity building shifts focus to:

- Strategic human resource planning
- Nurturing innovation
- Listening to our staff
- Building workforce capability and influencing culture
- Developing a strategic learning and development framework


In the year 2013/2014 the Commission embarked on management training for senior staff at the Kenya School of Government. In addition, Constituency Election Coordinators are currently being trained on election management through Building Resources for Democracy, Governance and Elections (BRIDGE) Programme.

IEBC has also increased partnerships with other EMBs outside the continent through structured engagements with delegates representing various countries. In the year 2013/2014, the Commission hosted delegates from Uganda, South Sudan, Zimbabwe and Nepal. The Commission also participated in election observer missions in India, South Africa, South Korea, Malawi, Zimbabwe and Rwanda.

In conclusion I wish to reiterate the commitment of the Commission in upholding its mission, vision and core values towards meeting the needs of Kenyans in election and democracy.



Beatrice Sungura -Nyabuto
Acting Commission Secretary/CEO
Independent Electoral and Boundaries Commission



RESULTS 2011

CANDIDATE	VOTES	PERCENTAGE	COURT
OSIENDA, TOM ODHIAMBO	408	48.75%	KITUI LAW COURT
ABDULLAHI, AHMEDNASIR MAALIM	277	33.38%	MOGENI
MOGENI, ERICK OKONG'O	137	16.37%	OSIENDA
NDEGWA, KABARU WA	16	1.79%	ABDULLAHI

CANDIDATE PERFORMANCE SUMMARY

CANDIDATE	VOTES	PERCENTAGE
TOM ODHIAMBO	408	48.75%
AHMEDNASIR MAALIM	277	33.38%
ERICK OKONG'O	137	16.37%
KABARU WA	16	1.79%

REGISTERED: 6,037 TURNOUT: 13.86%

DISPUTED: 0 VOTES CAST: 837

1 About Us

1. ABOUT THE COMMISSION

The Independent Electoral and Boundaries Commission is a statutory body (Under Article 88 of the Constitution of Kenya) mandated to conduct and or supervise elections and referenda for any elective body or office established by the Constitution and any other elections as prescribed by an Act of Parliament.

1.1. Our Mandate, Goal and Values

Our Mandate

The IEBC is specifically responsible for:

- The continuous registration of citizens as voters;
- The regular revision of the voters' roll;
- The delimitation of constituencies and wards;
- The regulation of the process by which parties nominate candidates for elections;
- The settlement of electoral disputes, including disputes relating to or arising from nominations, but excluding election petitions and disputes subsequent to the declaration of election results;
- The registration of candidates for election;
- Voter education;
- The facilitation of the observation, monitoring and evaluation of elections;
- The regulation of the amount of money that may be spent by or on behalf of a candidate or party in respect of any election;
- The development and enforcement of a code of conduct for candidates and parties contesting elections; and
- The monitoring of compliance with the legislation required by Article 82 (1) (b) of the Constitution relating to nomination of candidates by parties.

Our Goal

Our **goal** is to conduct free, fair and credible elections that are efficiently and effectively managed.

Our Values

As an independent statutory body the IEBC embraces Independence, Teamwork, Innovativeness, Professionalism, Integrity, Accountability and Respect for the rule of law as its Values that reflect our overall philosophy and culture. IEBC applies these values by:

- Conducting our affairs free from undue external influence.
- Undertaking to work collaboratively as colleagues to achieve the Commission's goals.
- Being committed to transforming the electoral process to meet and exceed the expectations of Kenyans.
- Demonstrating mastery of the electoral process and work to the highest standards.
- Conducting our affairs with utmost honesty.
- Taking responsibility for our decisions and actions.
- Conducting our affairs within the law.

1.2. Our Organization

The IEBC Leadership

The IEBC has a nine-member Commission comprising a Chairperson and eight other members (See Figure 2 for Commissioners in Service as at 30th June, 2014). The Commissioners are executive for a period of six years.

Office Network

The IEBC has a three-tiered structure:

- The National Office in Nairobi
- Regional Electoral Offices
- Constituency Electoral Offices –reporting to the Regional Electoral office

National Office

The Secretary to the Commission or Chief Executive Officer is responsible for management and strategic leadership of the IEBC. Assisting the Commission Secretary are two Deputy Commission Secretaries. The national office has eight Directorates:

- | | |
|---|-------------------------------------|
| ▪ Voter Education and Partnerships | ▪ Legal and Public Affairs |
| ▪ Voter Registration and Electoral Operations | ▪ Research and Development |
| ▪ Finance | ▪ Human Resource and Administration |
| ▪ Information Technology | ▪ Risk and Compliance |

34 Managers are responsible for national programs and are stationed at the National office.

Regional Offices

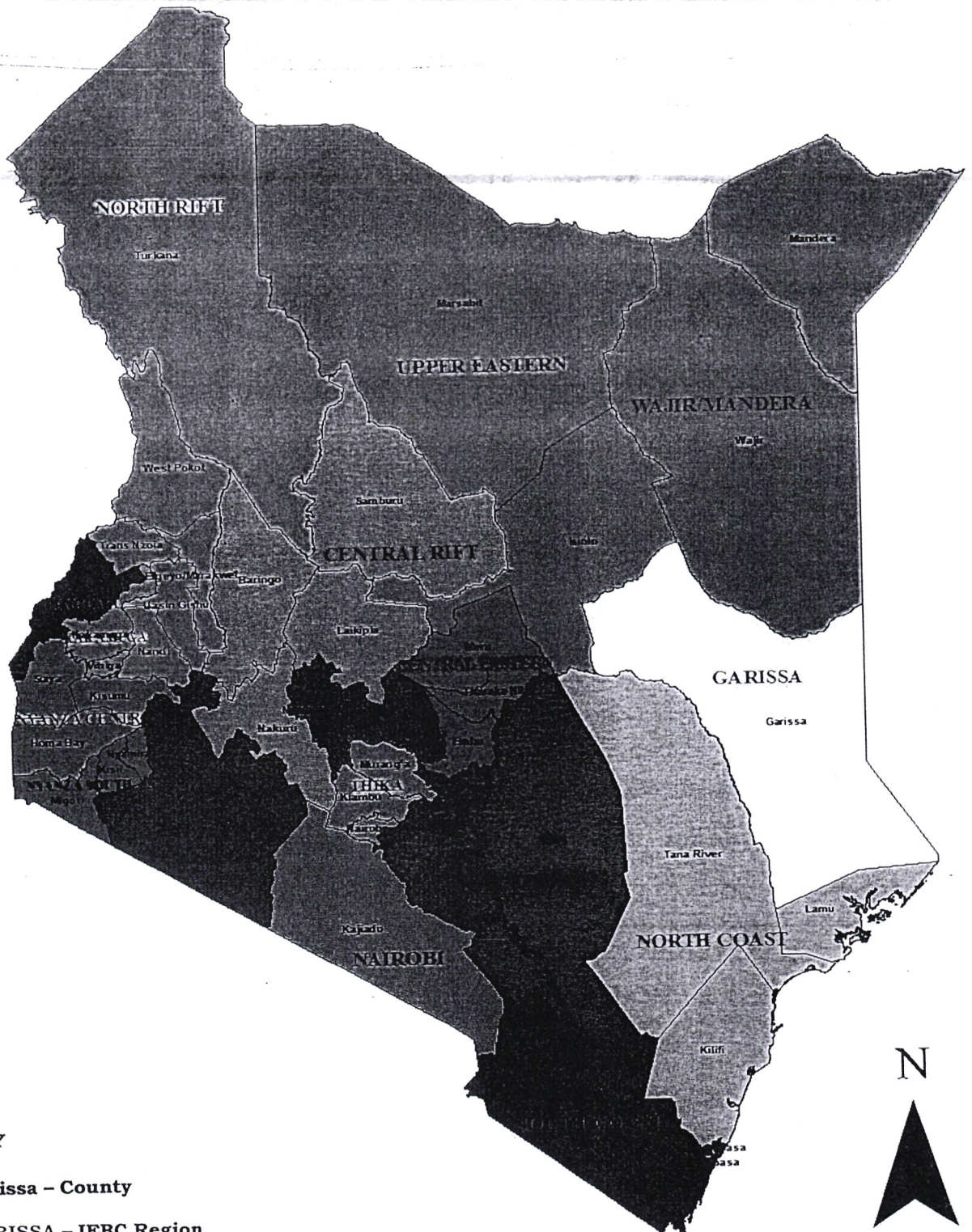
Regional Electoral Coordinators run the 17 offices. They are responsible for electoral activities in their jurisdictions. Figure 1 depicts the administrative regions of the Commission.

Constituency Offices

Constituency offices are responsible for electoral administration in each electoral division (An electoral division corresponds to representation in the National Assembly). In particular, they administer the conduct of elections, roll management, and public awareness activities. There are a total of 290 Constituency level offices in the country.

Figure 3 outlines the current organizational structure of IEBC.

Figure 1: IEBC Administrative Regions



1.3. The Legislative Framework

The IEBC operates as an independent body under the IEBC Act, 2011. The major legislative provisions under which the IEBC develops its core business processes, purpose, values and leadership capabilities and conducts its activities are listed in Table 1.

Table 1: Legislative Framework

Legislative Instrument	Functions of the Legislative Instrument
<p>The Independent Electoral and Boundaries Commission Act, 2011</p>	<ul style="list-style-type: none"> ▪ provide for the operations, powers, responsibilities and functions of the Commission to supervise elections and referenda at County and National government levels ▪ Conducting general elections and referenda ▪ Maintaining and updating the voter register, including evidence of identity requirements ▪ Promoting public awareness of electoral and parliamentary matters through information and education programs ▪ Providing international electoral assistance ▪ Conducting and promoting research into electoral matters and other matters that relate to IEBC functions
<p>Elections Act 2011</p>	<p>Regulations and procedures for conducting elections. The Elections Act published on 5th September 2011, which is a consolidation of all electoral laws, repealed the National Assembly and Presidential Elections Act and the Elections Offences Act. The Act stipulates the procedures to be followed during elections including registration of voters, rules and regulation on nomination of candidates for elections, referendum process, it provides for election offences and dispute resolution among other provisions.</p>
<p>Political Parties Act, 2011</p>	<p>This Act published on 30th August 2011 is established under Article 91 and 92 of the Constitution of Kenya. This Act by and large describes the formation of Political parties,</p>

Legislative Instrument	Functions of the Legislative Instrument
	requirements of political parties, registration, deregistration, rights and privileges of political parties, funding of political parties, offences, it also establishes the Registrar's office as a state office as prescribed in Article 260 of the Constitution among others. The Act besides establishing the office of the Registrar of Political Parties it also makes it autonomous and not answerable to the Commission (IEBC).
Campaign Finance Act, 2013	The purpose of this law is to among other things, promote good governance and a sustainable democratic political system, raise awareness and promote transparency in political party financing, reduce inequality of political parties during elections and to provide an even playing field for all political parties, safeguarding against the use of illegal resources to promote interests of candidate or political parties in party nominations and elections and make political parties accountable to their members
Election Regulations	Section 109 of the Elections Act empowers the Commission to make regulations for the better carrying out of its mandate.
The Public Finance Management Act, 2012	Managing public funds and property
Freedom of Information Bill, 2012	Holding and releasing documents
Public Service Act, 2012	Ensuring the effective and fair employment, management and leadership of its employees
Leadership, Ethics and Integrity Act, 2012	Conduct of officers holding public positions
Public Procurement Act, 2011	Guides on procurement procedures

Figure 2: Commissioners



Ahmed Issack Hassan
Chairperson




Lilian Bokeyeye Mahiri-Zaja,
Vice Chairperson



Albert C. O Bwire,
Commissioner



Kule Galma Godana,
Commissioner



Amb. Yusuf A. Nzibo,
Commissioner




Eng. Abdullahi Sharawe,
Commissioner



Thomas Letangule,
Commissioner



Muthoni Wangai,
Commissioner

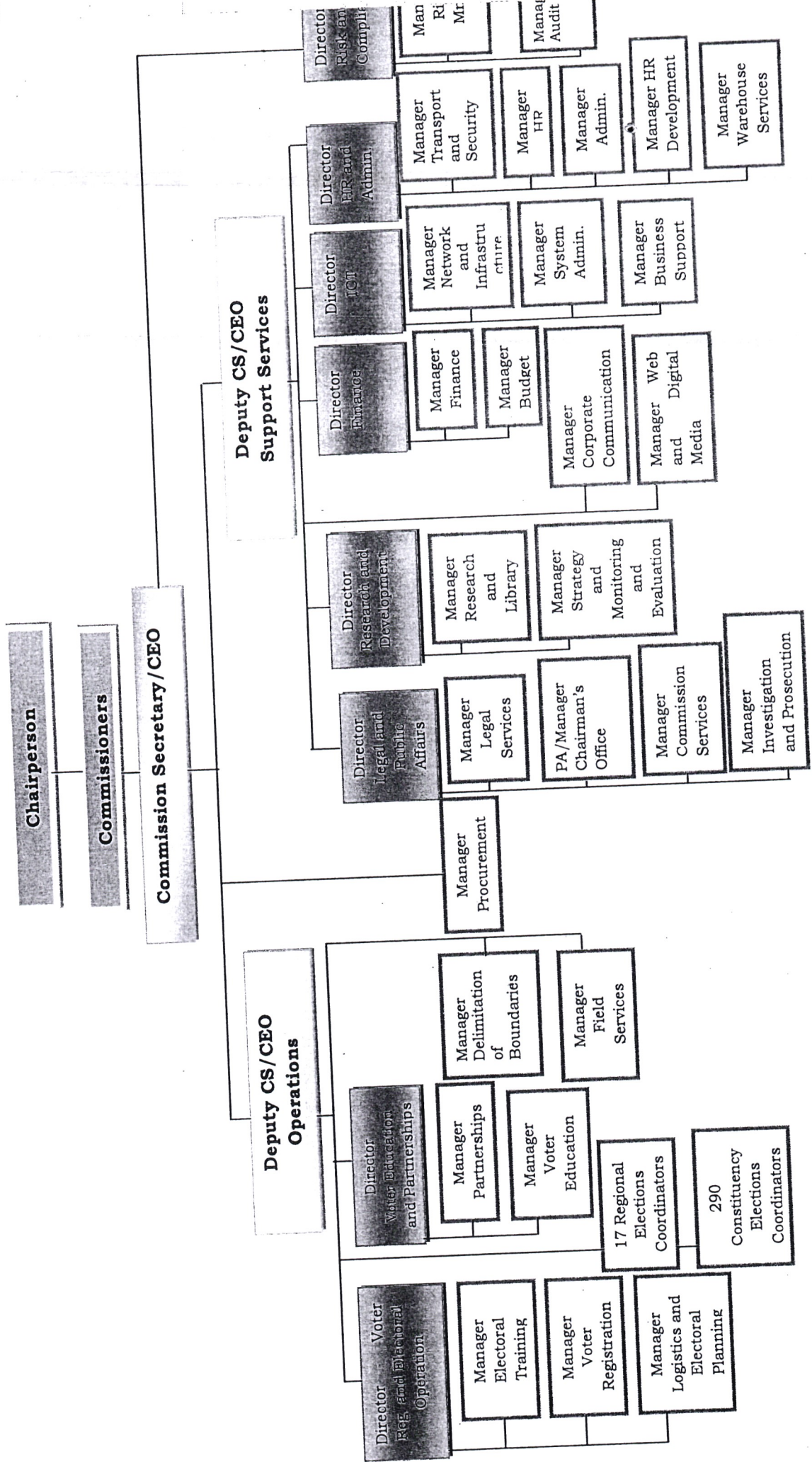



Mohamed Alawi Hussun,
Commissioner



B. Sungura-N,
Ag. Commission Secretary

Figure 3: IEBC Organization Structure





**2 Report
on
Performance
for the
Financial Year
2013/2014**

2. REPORT ON PERFORMANCE FOR THE FINANCIAL YEAR 2013/2014

In 2013 - 2014, the first phase of a five-year-electoral cycle, the IEBC has embarked on activities that will deliver on the next General Election. The report tracks IEBC's performance based on the strategic priorities as established in the Strategic Plan 2011-2017 for the period under review.

2.0. Strategic Objectives

The IEBC has one overall goal, ***Free, fair and credible elections that are efficiently and effectively managed.*** In order to achieve this goal, the following key strategic objectives had to be attained:

1. Strengthening the Legal Framework of the IEBC for effective management of the electoral process;
2. Increasing the registration of eligible voters and maintaining a complete and accurate Voter Register;
3. Enhancing the efficiency and effectiveness of the Commission in the conduct of elections;
4. Providing adequate voter education for effective participation in the electoral processes;
5. Promoting strategic partnerships, collaboration and networking in the electoral process;
6. Integrating ICT in operations and electoral processes;
7. Institutionalizing risk management systems in operations;
8. Enhancing and maintaining a positive corporate image of the Commission;
9. Strengthening institutional structures and capacity of the Commission for improved service delivery;
10. Promoting equity in representation and participation in the electoral process;
and
11. Enhancing corporate governance in the Commission.

2.1. Strengthening of the Legal Framework

The legal framework for management of elections is governed by the Constitution of Kenya, 2010 and statutory legislation. The functions of the Commission are governed by Article 88 of the Constitution which guides the delivery of democracy through free and fair elections. The success of the election process heavily depends on the fundamental and or appropriate electoral laws which make up the legal framework.

In order for the Commission to strengthen the legal framework to enable it exercise its powers and perform its functions the following activities in Table 2 were carried out in the financial year 2013/2014.

Table 2: Key Performance Results for Strengthening the Legal Framework

Legal Reforms: continue to review the legal framework with a view to enhancing the electoral environment and management of elections.			
Key Performance Indicators	2011-2012 Results	2012-2013 Results	2013-2014 Results
Consolidated Fund regulations were developed.	Commission Consolidated Fund Published	Commission Fund regulations published on 13 th July, 2012	-
Campaign Financing Law developed.	-	Draft Election Campaign Financing Bill developed.	The Election Campaign Financing Act, 2013 assented to on 24 th December, 2013.
Elections Act and Election Regulations developed.	The Elections Act, published on 5 th September 2011.	Election Regulations published on 2 nd November, 2012.	2 Workshops on legal reforms conducted. A Matrix highlighting areas for reform.
Mechanisms for the resolution of disputes established.	-	Draft on the Rules on Dispute Resolution Mechanisms published on 3 rd December, 2012.	
The Electoral Code of Conduct strengthened.	-	Electoral Code of Conduct developed.	
Elections Petition Rules, 2013 and Supreme Court Rules developed	-	Elections Petition Rules, 2013 and Supreme Court Rules, 2013 published on 22 nd February, 2013 and 1 st February, 2013 respectively.	
Formula and criteria for the allocation of special seats (political parties list) developed.	-	Formula and criteria for the allocation of special seats (political parties list) developed and published by IEBC.	

2.1.1. Developing Statutory Legislation

The Election Campaign Financing Act, 2013

Election campaign financing has been recognized as a critical resource for political parties and candidates. However it has the potential to corrupt the electoral system and as a result pose a grave danger to democracy and engender negative implications for good governance.

In the run up to the 4th March, 2013 General Election the Commission engaged in a reform agenda that sought to address the problem of corruption related to campaign financing. The Commission developed a regulatory framework governing campaign funding and expenditure. The Campaign Finance Bill, 2012 was forwarded to the Attorney General on 7th June, 2012 for review and final validation and further to the Commission for Implementation of the Constitution prior to submission to Parliament but was not debated for possible adoption and assent.

Following the 4th March, 2013 General Elections, the Commission presented the Bill to the newly constituted Justice and Legal Affairs Committee for consideration and enactment. The Bill was subjected to discussion between the Committee and the Commission through various consultative forums. Consequently, the Election Campaign Financing Act, 2013 was assented to on 24th December, 2013 and commenced on 10th January, 2014.

The Campaign Financing Regulations

For purposes of providing an unprecedented opportunity for increased transparency and accountability in political campaigns the Commission is in the process of developing Campaign Finance Regulations. The entire scheme of the regulations aims at:

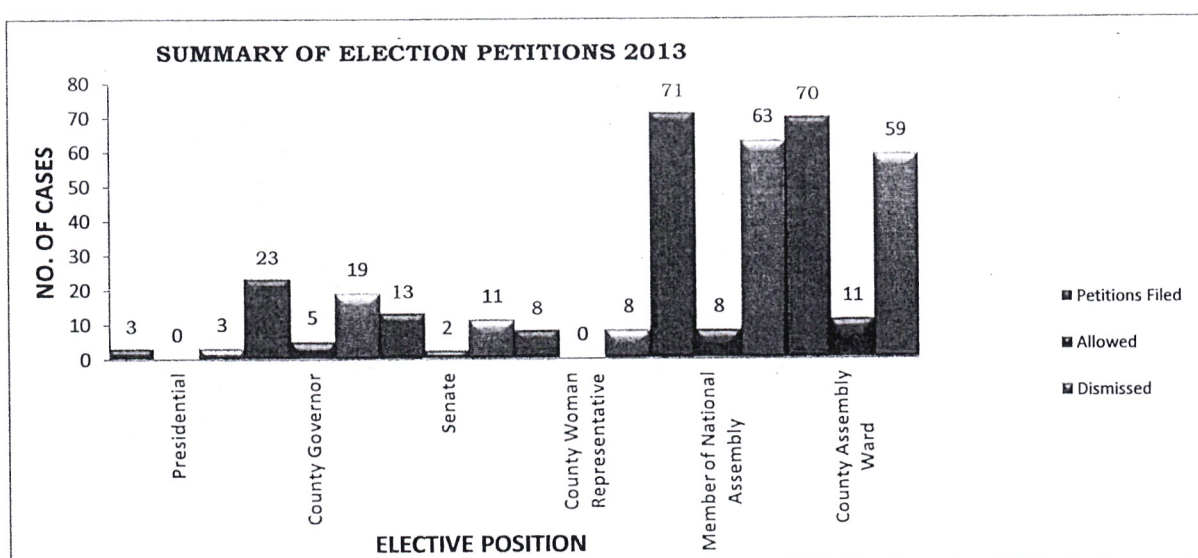
- i. Clarifying the institutional framework for campaign finance regulation;
- ii. Regulation of expenditures;
- iii. Regulation of incomes and donations for the purposes of political campaigns;
- iv. Establishment of disclosure and accountability framework; and
- v. Establishment of enforcement framework for breaches under the Act.

The regulations are necessary to implement the broad framework provided by the Constitution and the Campaign Financing Act.

2.1.2. Handling and Managing Litigation against the Commission or Instituted by the Commission

In pursuance to its mandate, the Commission handles, supervises and follows up on litigation filed on behalf of and or against the Commission. In this regard, 187 election petitions arising from declaration of candidates were filed, handled and determined during the period under review. Figure 4 shows the number of cases filed per category, appeals, and status of litigation. It should be noted that the Commission was enjoined in all these cases and accordingly represented itself. (*see Annex II for details on election petitions*).

Figure 4: Number of Cases Filed



A total of 20 appeals were lodged to the Supreme Court, and 101 to the High Court and Court of Appeal. 6 Appeals were lodged directly to the Court of Appeal from lower Court election petitions.

2.1.3. Allocation of Special Seats

Following the hearing and determination of the 606 disputes arising from party list allocation lodged with the Commission, the list of nominated persons to the County Assemblies was published vide **Gazette Notice No. 9794 Vol. 105 of 17th July, 2013**.

A total of 21 cases were filed challenging the gazettelement of some candidates. Six (6) were determined and 15 appealed against the decision of the Court, of which 3 are in the Supreme Court. (*see figure 5*)

2.1.4. Disputes

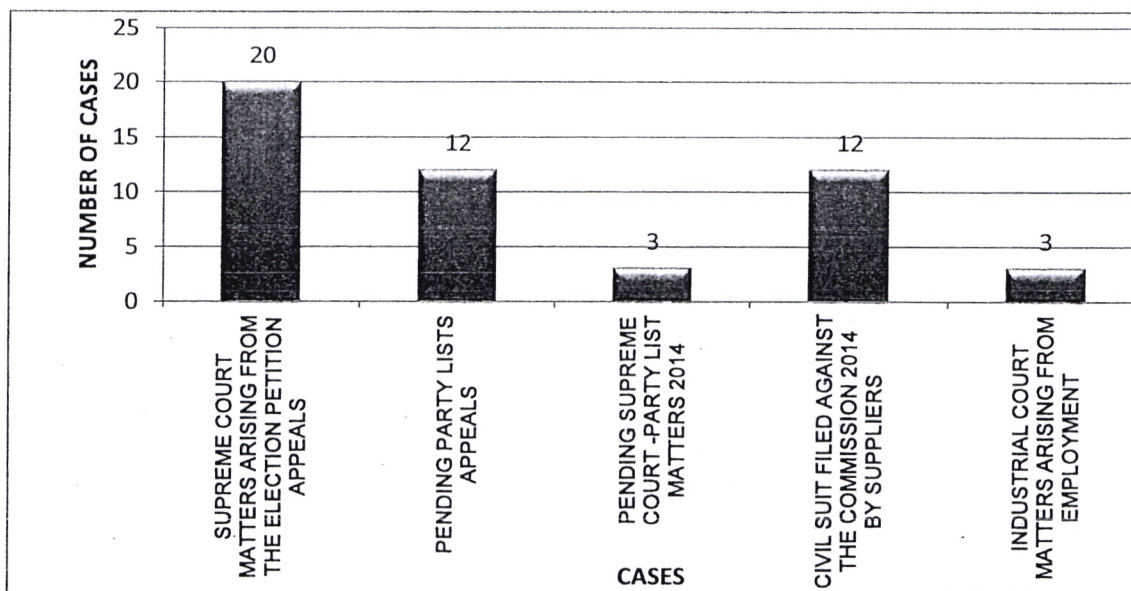
Commercial Disputes

The procurement of goods and services by the Commission has been challenged in Court which also includes the applications for review at the Public Procurement Review Board. To date the Commission has been served with 12 cases before the commercial court challenging processes and unpaid services. (See **figure 5**)

Industrial Court Disputes

During the period under review, the Commission had 3 disputes lodged at the Industrial Court. It has conclusively dealt with one matter awaiting judgement whereas two are pending hearing and determination. (See **figure 5**)

Figure 5: Status of Cases



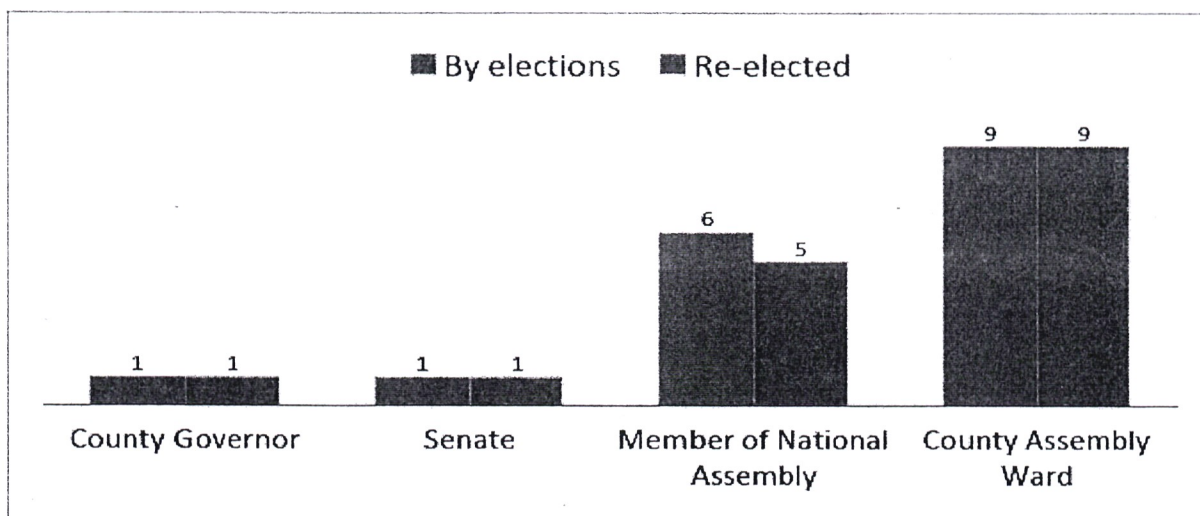
Settlement of Disputes Arising from Nominations

The Commissions' Dispute Resolution Committee established under Section 74 of the Elections Act, 2011 heard and determined two disputes arising from nominations from the by-elections of Makueni County (Senate) and Shella Ward (County Assembly Member) held on 26th July, 2013 and 29th April, 2014 respectively.

2.1.5. Candidates Re-elected in By-elections

In the 17 by-elections arising from petitions, 16 candidates were re-elected and only Bonchari Constituency (*Member of National Assembly*) elected a different candidate, as shown in Figure 6.

Figure 6: Number of Candidates Re-elected



2.1.6. Audit and Reform of the Legal Framework for Elections

Legal reform is the process of examining existing laws that seeks to implement changes in the electoral laws usually with the aim of enhancing efficiency of electoral processes and creating a level playing field for all stakeholders involved. Ultimately the reform process establishes an empirical basis for repealing, consolidation and codification of existing laws and creation of new laws where required.

The Commission embarked on a legal reform process with a view to address the challenges encountered in the management of elections. The reform process has been informed by a series of consultative meetings and workshops aimed at generating draft legislation.

During the period under review the Commission held two (2) workshops on legal reforms. Participants were drawn from the Office of the Attorney General, the Judiciary, Office of the Director of Public Prosecutions, Office of the Registrar of Political Parties, Kenya Law Reform Commission, External Advocates and Commission members and staff.

The Commission developed a roadmap that draws further engagement with political parties, Parliament and key stakeholders to the electoral process. This will be

conducted through consultative forums with a view to validate reform proposals and develop draft amendments to the existing legal framework to be tabled in Parliament.

2.1.7. Working Group on Two-Thirds Gender Rule

Article 27 of the Constitution guarantees every person equality and freedom from discrimination. Article 27(8) specifically places an obligation on the State to take legislative and other measures to implement the principle that not more than two-thirds of the members of elective or appointive bodies shall be of the same gender.

As part of this process, the Attorney General's office has been spearheading this initiative through the appointment of a Working Group constituting representatives from National Gender and Equality Commission (Convenor and Secretariat), Ministry of Devolution and Planning, Attorney General's Office, Office of the Registrar of Political Parties, Commission on Administrative Justice, Commission on the Implementation of the Constitution, Parliamentary Committees, IEBC among others. The working committees' key objective is to identify the most viable proposals and map a way forward in ensuring compliance to the principle.

To this end the Commission has been a key participant towards the development of legislative proposals and further engagement with representatives from Political Parties and key stakeholders in the gender representation agenda.

2.1.8. Preparation of Commission Contracts and Leases

To facilitate procurement processes the Commission contractually engages suppliers of goods and services and lessors for rental office and warehouse premises. A total of seven contracts were entered into under the period of review to supply various types of goods and services and five leases for Commission offices.

In addition the Commission continuously prepares Memoranda of Understanding (MOU) for purposes of engaging partners in the electoral process who collaborate with the Commission. In the period under review, the Commission entered into two MOUs with the Law Society of Kenya and African Union Commission National Bridge Capacity Building Workshop funded by GIZ (German Cooperation). ***(Annex III leases, contracts and MoUs)***

2.1.9. Building Legal Capacities of Poll Staff during By-elections

In order to enhance the understanding of election officials and stakeholders on the new electoral laws, the Commission developed administrative guidelines for purposes of continuous sensitisation.

The following trainings were undertaken on a continuous basis as summarized in Table 3:

Table 3: Trainings on Electoral Laws

Training	Description	Participants
Training of Elections Stakeholders	The training covered the framework for elections in Kenya, electoral processes and role of agents and communication and reporting	Political Parties, Observers, Media
Training of Election Agents	To sensitise party agents on their roles and responsibilities in elections	Political Parties.
Conducting Police Sensitization	To induct the police on laws governing elections.	Kenya Police Service and discipline forces engaged by the Commission for purposes of election day.
Training of IEBC officials on existing amendments to the law.	To create awareness on all operations governed by the legal framework and sensitise on existing amendments to the law.	RECs, CECs

2.1.10. Investigation and Prosecution

Investigation and prosecution of election offences and electoral malpractice by the Commission is undertaken in joint collaboration with the Director of Public Prosecutions, Police, Judiciary and other relevant agencies.

During the period under review, the Commission successfully instituted six cases on offences related to elections (Table 5) and internally investigated seven matters on allegation of electoral malpractice and violations of the Electoral Code of Conduct (Table 4).

The investigations included verification of the veracity of the complaint; seeking requisite information; contacting the parties involved; and educating the complainants about the requirements of the *Elections Act, 2011*.

Table 4: Cases Investigated

No	Case No.	Region	Offence
1.	E.F. 5/2013	Siaya County	Investigation on alleged interference of Ballot Boxes for Rarieda and Gem constituencies for the gubernatorial election.
2.	E.F. 6/2013	Nairobi County	Investigation on alleged alteration on tender documents
3.	E.F. 7/2013	Makueni County	Investigations on alleged irregular award of tender for hire of transport of election personnel and materials during the Senatorial By- election.
4.	E.F. 8/2013	Kilome Constituency	Investigation on alleged violation of recruitment guidelines and procedures.
5.	E.F. 1/2014	Narok County	Investigation on alleged fraudulent payment to the account of Narok Rangers and Catering Services.
6.	E.F. 2/2014	Malindi County (Shella Ward)	Electoral malpractices at Shella Ward – Malindi by Hon. Mwachethe Adamson Kadenge –during the by-elections.
7.	E.F. 3/2014		Investigations into complaints raised by Arora Investments Co. Ltd.

Table 5: Status of Cases Prosecuted

No	Case No.	Accused	Offence	Position
1.	113/13 Bungoma	Hon. Suleiman Murunga	Abduction of voters	The matter is pending before Court and is partly heard
2.	2014/13 Ogembo	Erick Moseti	Breach of official duty C/ SEC 59(1) of the Election Act 2011	Pending Before Court
3.	2213/13 Kisii	1.Ondiek Mauta 2.Jason Obino	Offence relating to election C/ sec 67(1) of Election Act 2011	Pending before Court
4.	2254/13 Kisii	1.David Mogaka 2.Gideon Bosire	Illegal practice contrary to section 69(3) of the Election Act 2011	Case withdrawn under section 85 of Criminal procedure Code
5.	2255/13 Kisii	Rose M. Mose	Illegal practice contrary to section 69(3) of the Election Act	Pending Before Court
6.	1313/14 Kisii	Joseph Osongo	Multiple registration contrary to section 57(1) (a) (1) of the Elections Act.	Pending Before Court

2.1.11. Gazette Notices

The Commission is obliged by law to publicize certain information in the Kenya Gazette, print and electronic media. Key Gazette notices published during the period under review are as shown in **(Annex IV)**.

2.2. Registration of Eligible Voters

To prepare for the next election, we embarked on the continuous registration of voters to comply with the legislated obligation and to keep the details of voters current on the voters register. This helps us to ensure that the voters register is as up-to-date and accurate as possible.

Voting is optional for Kenyan citizens aged 18 years or older. Our mandate is to promote their enrolment and maintain an accurate voters' register. Table 6 outlines the key performance results for increasing registration of eligible voters and maintaining a complete, accurate and current National Voters Register.

Table 6: Key Performance Results for Registration Voters

Management of the Voters Register: increase number of eligible voters; and maintain a complete, accurate and current National Voters Register.			
Key Performance Indicators	2011-2012 Results	2012-2013 Results	2013- 2014 Results
90% of eligible voters registered in the voters register.	62.2 % of eligible people were on the voters Register as at 30 June 2012.	65.9% of eligible people were on the voters Register as at 30 June 2013.	60.6% of eligible people were on the voters Register as at 30 June 2014.
100% of enrolment transactions are correctly processed (An accurate and current National Voters Register maintained)	99.7% of enrolment transactions were correctly processed.	99.7% of enrolment transactions were correctly processed.	99.7% of enrolment transactions were correctly processed.
99% of registration transactions are processed within seven minutes.	99.7% application processed and voter's card issued within 7 minutes.	99.7% application processed and voter's card issued within 7 minutes.	99.7% application processed and voter's card issued within 7 minutes.
Those eligible to enrol have enhanced capacity to access registration services electronically.	The Commission registered all voters electronically.	Voters inspected the register to check and update their particulars manually and through SMS.	We commenced continuous voter registration on 15th April, 2014.
Continue to implement the Diaspora Participation Program.		Voter registration for Kenyans residing out of the country conducted in Uganda, Tanzania, Rwanda and Burundi.	

2.2.1. An Overview of the 2013-2014 Voters Register

Registration of citizens as voters is one of the mandates of IEBC as stipulated in Article 88 (4) (a) of the Constitution of Kenya 2010; and Section 8 (1)(2) of the Elections Act 2011, the Commission is charged with the responsibility of maintaining and updating the Principle Register of voters by regularly revising it.

The Commission commenced continuous voter registration on 15th April, 2014. This exercise is aimed at registering citizens who had attained eligibility for registration after the close of registration in December 18th, 2012; and removal of deceased voters from the register and for voters wishing to transfer from one registration center to another.

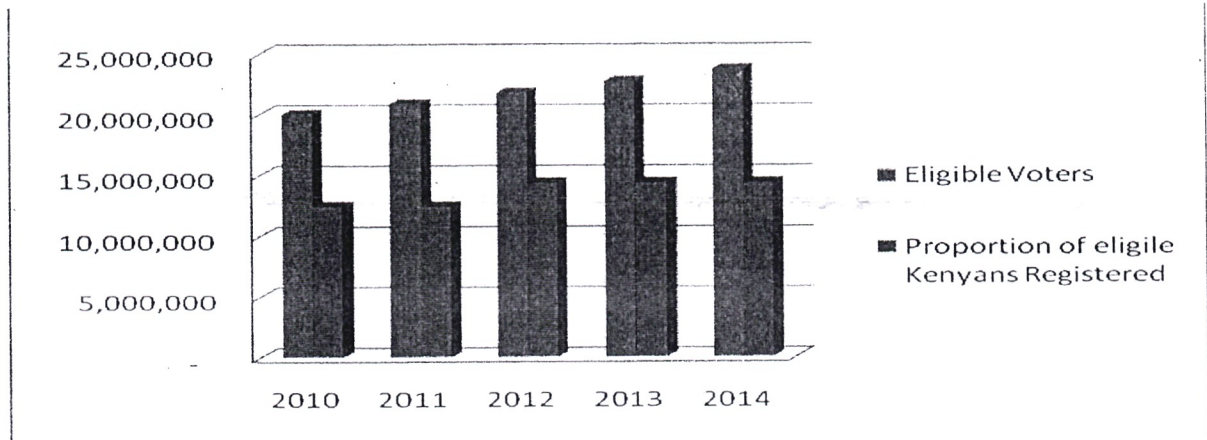
As of 30th June 2014, an additional 4,691 enrollments had been made country wide with the exception of Nairobi, Garissa and Migori Counties which had petitions in regard to the seat of the County Governor. Table 7 shows the enrolment per region;

Table 7: Total Voters Enrolled by Regions as at 30th June 2014

No	IEBC Region	Numbers Enrolled
1	South Coast	334
2	North Coast	256
3	Garissa	-
4	Wajir Mandera	77
5	Upper Eastern	84
6	Central Eastern	182
7	Lower Eastern	809
8	Nyeri	327
9	Thika	169
10	North Rift	613
11	Central Rift	194
12	South Rift	170
13	Kakamega	101
14	Bungoma	522
15	Central Nyanza	476
16	Nyanza South	377
17	Nairobi	-
	Total	4,691

This brings the total number of registered voters to 14, 393,472. The registration rate is calculated using an estimate of the total number of people eligible to enrol. This year's estimate was based on recast 2009 Census data provided by the Kenya National Bureau of Statistics and projected at 4% growth rate. Figure 6 shows the trends in the number of people registered for each year since the 2010 Referendum.

Figure 7: Estimated Number of Eligible and Registered Voters 2010-2014



A Security Officer registers during the Continuous Voter Registration exercise

2.3. Effective and Efficient Conduct of Elections

2013–14 was a post-election year for the IEBC. This time between elections is a very important period in the electoral cycle for the Commission where opportunities arise to review our processes and procedures, and modernise our systems through provision of services for by-election or referendum if called; and also provide services to Government institutions and statutory bodies conducting elections. IEBC offers Kenyans accessible and convenient means to cast their vote, and ensure that accurate results are provided as soon as possible. In order to effectively and efficiently fulfill its mandate as stipulated in Article 88 (4), the Commission carried out the following electoral activities in Table 8:

Table 8: Key Performance Results for Conduct of Elections

By-elections and referendums: deliver a range of products and services to support the successful conduct of By-Elections or referendum. These products are both for electors (for example procurement of polling place equipment, identification of polling places, public information campaigns and communication products), and IEBC staff (for example computer-based systems, training materials, procedural materials and electoral forms).			
Key Performance Indicators	2011-2012	2012-2013	2013 - 2014
By-elections and referendums are successfully delivered as required within the reporting period. IEBC election practices and management are in accordance with relevant legislation. All election tasks are carried out in accordance with legislated timeframes.	2 parliamentary and 15 civic ward By-elections conducted successfully	3 parliamentary by-elections and 15 civic elections by-elections conducted successfully. 4 th March 2013 General Election conducted.	5 parliamentary, 2 Senatorial, one Gubernatorial and 15 County Assembly Ward by-elections successfully conducted.

2.3.1. Preparing for By-elections and Referendum

Article 88 (4) mandates the Independent Electoral and Boundaries Commission to conduct elections of any elective body or office established by the Constitution. During the period under review, the Commission conducted five parliamentary, two Senatorial, one Gubernatorial and fifteen County Assembly Ward by-elections. Details of by-elections are given in Annex V.

2.3.2. Fee-for-Service Elections

IEBC provides fee-for-service elections and ballots at full cost recovery. In 2013–14, the IEBC received an increasing number of requests to deliver fee-for-service elections and ballots for public and private sector organizations.

Table 9: Key Performance Results for Fee-for-Service

Fee-for-Service Elections: successfully deliver elections and ballots for authorities and organizations on a full cost recovery basis in accordance with the IEBC's minimum standards, effective assistance to organizations that have accepted a quote for service.	
Key Performance Indicators	2013 - 2014
Fee-for-Service elections are successfully delivered, as required, on a full cost recovery basis.	We have continued to comply with all relevant legislative requirements, internal policies and organisational rules to conduct fee-for-service elections on a full cost-recovery basis.
Stakeholders and Fee-for- Service clients are fully satisfied with the services provided.	We have received positive feedback on the conduct of fee-for-service elections from stakeholders and clients.
Year on year increase in the number of ballots delivered.	We continued to increase the number of elections and ballots delivered.

Law Society of Kenya Elections

The Law Society of Kenya (LSK) is an organization mandated to advise and assist members of the legal profession, the government and the larger public in all matters relating to the administration of justice in Kenya. The Law Society of Kenya approached the Commission to assist in conducting elections for members of the Council of the Law Society of Kenya and LSK representative to the Judicial Service Commission.

A total of 49 candidates were nominated to contest in the seven available positions. Table 10 shows the elective post, number of vacancies and the number of candidates for each post.

Table 10: LSK Elections

No	Elective Position	Number of Vacancies	No. of Candidates
1.	JSC Member	1	4
2.	LSK Chair Person	1	3
3.	LSK Vice Chair Person	1	2
4.	Council Members	7	33
5.	Coast Representative	1	2
6.	Disciplinary Committee	3	5
7.	Up country Representative	2	2 (Unopposed)
	Total		49


The LSK Elections were held on 6th February, 2014. There were a total of 6,037 registered voters and 33 polling stations. Most of the polling stations were located in court premises across the country. The register of voters generated from the membership database was accurate, comprehensive and up to date.

Polling time was set from 8:30 am to 5:00 pm on 6th February, 2014. Upon arrival at the polling station, voters were required to identify themselves using:

- a) National Identity Card
- b) Kenyan Passport
- c) LSK Membership Card

After close of poll the Presiding Officers led the counting process. Results were transmitted electronically to the Tallying Centre at LSK headquarters along Gatanga Road, Lavington Nairobi where the Returning Officer announced the winners.

A total of 3,813 voters cast their votes representing 63% of the registered voters.



Polling Centre for the LSK elections

Kenya Children Assembly Elections

The Kenya Children Assembly is an initiative by the Department of Children Services to accord children opportunities to participate in matters/issues that affect their lives.

The establishment of the Children Assembly aims to involve children in public debates, networking and skills development at local, county and national level. It provides an avenue for children to participate in matters affecting them while informing the government on critical issues affecting children. The Assembly rules and regulations provide that officials serve a two year term at the county and national level.

The role of the Commission was to conduct the election and included:

- i. Receipt of official register of electors/participants signed by the authorized signatory from the Department of Children Services on behalf of the client.
- ii. Supervision of candidate nominations by ensuring regional parity, age and gender compliance.
- iii. Design and printing ballot papers.
- iv. Provision of election materials such as ballot boxes, polling booths, stationery and stamps. Election officials were also provided by IEBC.
- v. Handing over results to the delegate conference convener.

Impala Club Elections

Impala Club ("the Club") is a society under the Societies Act Cap 108 of the Laws of Kenya. Section 29 of the Act requires the Club to hold an AGM at least once in every year and must at such AGM, inter alia, cause to be elected or appointed all such officers, trustees and auditors and, where applicable, such committees as are required in accordance with the Constitution and Rules of the Club. The Impala Club approached the Commission to assist them conduct Election for club officials.

A Memorandum of Understanding was drawn and signed by both parties. Among the issues in the MoU were:

- i. Areas of Cooperation.
- ii. Implementation of the MoU.
- iii. Dispute resolution.
- iv. Obligation of Parties.
- v. Liabilities and Indemnification.
- vi. Termination and amendment of engagement.
- vii. Budget.

The Impala Club Elections were held on 27th June, 2014. There were five positions that were being contested by 12 candidates. The positions were:

- i. Chairperson.
- ii. Honorary Secretary.
- iii. Honorary Treasurer.
- iv. Social Secretary.
- v. Youth and Coaching Coordinator.

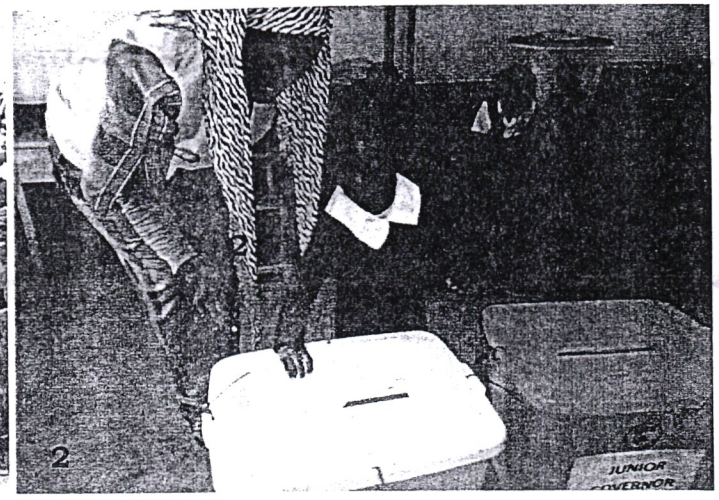
Elections for Learning Institutions and Religious Organizations

To impart knowledge and skills in the electoral process, the Commission conducted elections in various schools and religious organizations; and adhered to the organizations' constitutions and by-laws. The Commission also hired out ballot boxes to some organizations on request such as the University of Nairobi and Mt. Kenya University.

Ngururu Primary School Pupils' Council Elections

Pupils' Council election is enshrined in the Education Act, the African Charter on Children's Rights and the United Nations Conventions. The Convention which Kenya ratified in 1990 highlights the participation of children in decision making on matters affecting them.

The Commission conducted elections for the Pupils' Council of Ngururu Primary School in Wundanyi Constituency on the 28th February, 2014. The Commission provided technical and logistical support and the pupils managed all the electoral processes. The technical support included: monitoring campaigns; printing of posters; preparation of registers; voter education; training of teachers and pupils as poll officials; training of Observers; printing of ballot papers and result forms (modified form 34, 35 and 36); designing and printing of Agents and Observer check list; results management including projection of results at the tallying centre; Certificate Ceremony; and giving instruments of power to the 'President' by the Commission's Chairman.



1. Election campaigns going on at the Ngururu School Assembly court.
2. A kindergarten pupil casting her Presidential ballot paper during the Ngururu Primary School elections. Ballot boxes were put on the floor to cater for their heights. At the background an agent keenly observe the process.



3. Sorting and Counting of Ballot Papers at Ngururu Primary School
4. IEBC Chairman Issack Hassan inaugurating Her Excellency the President elect of Ngururu Primary School upon her successful election.

2.4. Voter Education

The Commission under Article 88 (4) (g) is mandated to conduct voter education. Voter education entails providing information on the electoral processes as well as civic education on elections to voters. In the year under review, the Commission conducted several activities to deliver on voter education.

Table 11: Key Performance Results for Providing Voter Education

Electoral education: continue to deliver a variety of electoral education services, greater use of online technology to deliver supporting resource material, and collaborate with partners and other government and non-government organizations in the delivery of quality voter and civic education.		
Key Performance Indicators	2012-2013 Results	2013 - 2014 Results
Stakeholder Forums delivered per annum.	10	3 for voter educators, political party agents and observers.
Sessions for People With Disabilities delivered per annum.	1	1
Participants in IEBC education outreach services.	-	181,450
New service delivery options, including partnerships that promote public awareness of electoral matters.	Roadshows, School Drama and music festivals, Vernacular Radio Stations.	Roadshows, School Drama and music festivals, Vernacular Radio Stations.

2.4.1. Voter Education Activities

In the year under review, the Commission undertook several voter education activities in support of the by-elections and external elections. These activities include:

- a) Engagement and training of two voter educators per ward to carry out voter education for 21 days for the by-elections (gubernatorial, senatorial and parliamentary).
- b) Community mobilization through Ward based voter educators and Provincial Administration. Sheikhs and Imams in Benane CAW by-elections.
- c) Mounting of various forums for stakeholders, PWDs and Observers.
- d) Road shows

- e) Sponsorship of a theme, "Citizen Participation", in the 2014 Edition of the Kenya Drama Festival. The theme was meant to educate the public on the importance of holding leaders accountable.
- f) The Commission through its stand at the Nairobi International Show, disseminated voter education materials and addressed most Frequently Asked Questions (FAQ) about the Commission and the electoral process.
- g) Engagement of Media across all the by-elections to disseminate voter education messages and information to citizens.

Arising from the above voter education activities conducted, the voter turnout during the by-elections was as shown in Table 12.

Table 12: Percentage of Voter Turnout for By-Elections by Electoral Area

No	Electoral Area	% Voter Turnout
1	Makueni Senatorial	60.42%
2	Bungoma Senatorial	56.92%
3	Siaya Gubernatorial	55.47%
	National Assembly	
1	Bomachoge Borabu Constituency	63.80%
2	Nyaribari Chache Constituency	54.51%
3	Bonchari Constituency	61.76%
4	Matungulu Constituency	61.83%
5	Kibwezi West Constituency	62.35%
	County Assembly Ward	
1	Shella Ward	34.78%
2	Benane Ward	61.84%
3	Ilima Ward	62.00%
4	Kahawa Sukari Ward	32.85%
5	Mnagei Ward	63.90%
6	Misikhu Ward	66.96%
7	Maua Ward	56.40%
8	Kinakomba Ward	65.67%
9	Balambala Ward	79.79%
10	Igoji West Ward (70.81%
11	Mua Ward	52.38%
12	Kabisaga Ward	79.60%
13	Mogondo Ward	77.65%
14	Bobaracho Ward	42.16%
15	Mugogodo East Ward	68.72%

2.5. Strategic Partnerships, Collaboration and Networking

In order to meet its constitutional mandate, the Commission has developed and maintains linkages with various state and non-state players. In the year 2013-2014, there was an increase in the number of linkages and partnerships.

2.5.1. Providing Electoral Data Information to Members of National Assembly and Senators

Under Section 35 (3) of the Constitution, we are required to publish and publicise any important information affecting the nation. In 2013-14, we provided electoral data information to members of parliament, senators and Governors to inform them of the status of registered number of people in their respective areas with the aim of creating a level playing ground for all players. This was the first time in the history of the country that such information was being provided to the public. The Commission will continue to inform the public on the status of the continuous voters' registration exercise periodically.

2.5.2. Accreditation of Observers for By-Elections

In line with the requirements of Article 88(4)(h) of the Constitution 2010, the Commission accredited 987 observers for all the by-elections (*see Annex VI*). The accredited observers were inducted on electoral laws and regulations as well as ethics for election observation.

2.5.3. Collaboration and Partners' Initiatives

To enhance the continuous registration of voters, the Commission partnered with Provincial Administration to create awareness and the Registrar of Persons to distribute the national identification cards that had been issued and not collected. A register or data bank of partners was developed.

In capacity building of its staff, IEBC has partnered with the Indian Electoral Commission to train 60 IEBC officials at the Indian International Institute of Democracy and Election Management to enhance sharing of best practices in democracy between the two countries.

Other areas of collaboration include partnership with UNDP to support various programmes such as Electoral Risk Identification Prevention and Mitigation. *Annex VII* gives a detailed list of the partners that IEBC engaged with during the year under review.



Voter Education using road shows



A Citizen going through Voter Education materials at the ASK show.

2.6. Integration of ICT in the Management of Electoral Process

To promote efficiency and effectiveness in the management and conduct of elections, IEBC enhanced use of technology in the By-elections conducted.

2.6.1. Deployment of Electoral Systems in the By- Elections

The Commission successfully deployed and managed the Electoral management systems (BVR, Nominations system, EVID and the Results Transmission system) in the following by-elections:

- Gubernatorial - 1
- Senatorial - 2
- National Assembly - 5
- County Assembly - 15

2.6.2. E-Pay Slips

During the period under review, the Commission introduced electronic software that enables staff to access their pay slips via email. This reduced the cost of printing the payslips. The security of staff information has also been provided for where each staff has a password to access the payslips whether in the headquarters or the regions.

2.6.3. Continuous Voter Registration

The Commission successfully configured at least three (3) BVR kits per constituency to facilitate the continuous voter registration which kicked off on the 15th April 2014.

2.7. Risk Management

To comply with the provisions of Article 81 on general principles for the electoral system, the Commission continued to institutionalize risk management in its operations. The following major milestones were accomplished during the period under review:

Risk identification and management and an effective Internal Audit function is a key pillar of corporate governance. Every electoral process and support service has inherent risk factors, which ought to be strategically addressed and ensuring effectiveness of the organization's internal control framework.

The following are the internal audits and risk assessments conducted in the Financial year 2013-2014:

Table 13: Audits and Risk Assessments

Area	Reports/Assessments
Internal Audit	a) Internal Audit charter, policy and procedures have been developed and approved. b) Financial audits for all the by-elections conducted within the year were completed. c) Internal Audits conducted during the year were: <ul style="list-style-type: none"> ▪ Administration Department audit ▪ Transport and Security Department ▪ Voter Registration IT audit ▪ Payroll audit
Risk Assessment	a) Risk management training for Managers, Regional Elections Coordinators and some Constituency Elections Coordinators undertaken. b) The Commission's Risk register has been established. c) Conducted risk assessment and risk monitoring and evaluation for the following by-elections; <ul style="list-style-type: none"> ▪ Makeni Senatorial by-election ▪ Siaya Governor by-election ▪ Matungulu Member of National Assembly by-election ▪ Kibwezi West Member of National Assembly by-election ▪ Bomachoge Borabu Member of National Assembly by-election ▪ Nyaribari Chache Member of National Assembly by-election ▪ Bonchari Member of National Assembly by-election ▪ Bungoma senatorial by-election ▪ Lungalunga cancelled Member of National Assembly by-election ▪ Lamu cancelled Governor by-election

2.8. Commission Corporate Image

The corporate identity of the Commission is the overall image in the minds of the public and stakeholders in the electoral process. The Commission has to maintain and build this identity to facilitate attainment of its mission, vision, core values and statutory mandate. Towards enhancement of its corporate image, the Commission conducted the following activities during the 2013/2014 financial year.

2.8.1. Continuous Corporate Branding

Following the launch of the Commission's brand and identity in July, 2012, the Commission engaged in continuous branding of corporate events, launches, by-elections, trainings and workshops. This is meant to create consistency, brand uniformity and corporate identity in all IEBC activities.

2.8.2. Publication of the Ballot Newsletter

The Commission's *Ballot* newsletter, which is published periodically, aims at capturing events and activities undertaken by the Commission over a period of time.

Since inception, the Commission has published six editions of *the Ballot* newsletter; February 2011, December 2011, November 2012, June 2013, November 2013 and August 2014. Soft copies of the newsletter are also availed on the IEBC website. For the period under review one edition of the newsletter was published in November 2013.

2.8.3. Strategic Media Engagement

Through strategic media engagements, the Commission managed to raise public awareness and enhance favorable coverage of Commission activities. This involved preparation and dissemination of press releases, press conferences, use of bulk SMS system to communicate urgent and critical information to both internal and external publics and the use of staff corporate email to communicate to staff. The Commission also had regular media placements on both electronic and print media.

In addition, the Commission organized and held media stakeholder forums in Kisumu (October 2013), Machakos (October 2013), Bungoma (December 2014) and Kisii (December 2013 and June 2014) to sensitize journalists covering the County and Parliamentary by-elections. This served to empower the media with knowledge on election coverage.

2.8.4. Development of a Communication Policy and Strategy

A Communication Policy and Strategy Handbook is already in place to support and guide communication among the Commission's internal and external stakeholders. The communication policy and strategy handbook has:

- i. Ensured that communication across the Commission is well coordinated, effectively managed and responsive to the needs of stakeholders; and
- ii. Increased awareness on the Commission's mandate to stakeholders.

The Commission is now in the process of creating awareness and ensuring full implementation of the policy in the Commission through staff sensitization workshops both at the head office and in the regions. Copies of the handbook have already been distributed to Commissioners and staff to familiarize themselves with its contents.

2.8.5. Participation in Agricultural Societies of Kenya (ASK) Shows

The Commission participates in nine ASK shows across the country namely; Nairobi, Mombasa, Nakuru, Kisumu, Eldoret, Kakamega, Nyeri, Garissa and Machakos with a view to enhance awareness of IEBC activities, strategies, programmes conduct voter education as well as carryout continuous voter registration.

In the 2013/2014 period, the Commission only managed to participate in the Nairobi International Trade Fair and the Nakuru National A.S.K show due to financial constraints.

2.8.6. Management of Social Media and Website

The Commission revamped its utilization of web-based communication and enhanced its presence in social media to include facebook, youtube and Twitter.

The Commission's website is robust, interactive, up-to-date and a regularly updated platform.

2.8.7. Continuous Photography, Videography and Digital Filing

In order to ensure that IEBC events and activities are well documented, the Commission regularly undertakes coverage of its corporate events, launches and trainings through photography and videography for uploading on the website, social media and use on corporate publications.

The Commission has also developed filing and retrieval systems for preserving of institutional memory for future reference and ease of retrieval. In the year under review the Commission covered all by- elections, training workshops and documented the events.

2.8.8. Regular Media Monitoring

The Commission is now able to guarantee up-to-date knowledge of Commission affairs in the public domain and better respond to emerging issues through continuous media monitoring on print and social media.

This is done on a daily basis and shared with top Commission officials while at the same time responding to any issues arising from articles and news items covered in the media.



A rebranded IEBC ASK Stand

2.9. Commission Institutional Structures and Internal Services

To carry out its mandate effectively and efficiently, IEBC requires institutional structures and internal services to support its operations. These support services focus on human resources and financial management, and performance management. During the period under review, the following activities were undertaken.

2.9.1. Recruitment and Placement of By- elections Staff

The Commission conducted 2 Senatorial, 1 Gubernatorial, 6 Members of National Assembly and 15 Member of County Assembly by-elections. Temporary election officials were recruited to conduct the by-elections in liaison with the officers in the Regions who played a key role in the actual recruitment and placement.

Among some of the staff recruited were:

- a) Deputy Constituency Returning Officers - 42
- b) Presiding Officers - 3,287
- c) Deputy Presiding Officers - 3,209
- d) Election and tallying Clerk -10,502

2.9.2. Recruitment of Secretariat Staff

The Commission recruited and placed Constituency Office Clerks for the following Constituency offices:

- a) Emurua Dikirr
- b) Jomvu
- c) Mochongoi
- d) North Horr
- e) Mbooni

2.9.3. Developed and Piloted the e-payslip

The Commission, as part of the implementation of the ERP system, developed the integrated HR system specifications. The Commission developed and piloted the e-payslip to ensure staff can access their monthly pay slips electronically. The system has been effective and efficient and will be rolled out to all regions in the 2014-2015 financial year.

2.9.4. Human Resource Policies and Procedures

The Commission has developed the following policy documents:

- a) Training and Development Policy.
- b) HIV/AIDS Policy.
- c) Scheme of Service.
- d) Code of Conduct for Officers.

2.9.5. Training

The Commission conducted training for different cadre of staff in 2013/2014 period on relevant courses as shown in Table 14.

Table 14: Trainings for Staff

No	Course Title	Course Description	No. Trained
1	BRIDGE	Training to equip officers on Elections Management	24
2	Defensive Driving Training	Refresher course on driving skill, road rule and etiquette for drivers	30
3	Office and Records Management	Designed to equip office staff on skills for record management in offices	60
4	Course On Electoral Systems	Course on crafting electoral strategies	2
5	Warehouse and Procurement assistants training	Training on procurement procedure and rules	30
6	Fraud Investigation And Prosecution	Training to analyse frauds and forgeries and ways to reduce them	13
7	Corporate Governance	Training to improve on good governance and results oriented performance	36
8	Senior Management Course	Training to enhance public confidence and trust, promote competitiveness.	5
9	Secretarial Management Training	Training to Identify and discuss managerial roles of a secretary and enhance problem-solving skills	4

2.9.6. Commission Offices and Warehouses

In the period under review, the Commission leased 227 offices, owned 29 office blocks and 51 offices were allocated to the Commission by various government agencies in the Regions and constituencies. The Commission had 61 warehouses a reduction from 62 in the 2012/2013 reporting period after the closure of Narok South warehouse. The following Commission offices are in various stages of construction:

Table 15: Offices under Construction

No	Location	% Complete	Expected date of Completion
1.	Alego Constituency	95%	2014
2.	Nyando Constituency	40%	2014
3.	Kasipul Kabondo Constituency	80%	2014
4	Kisii Regional Office	90%	2014
5	Ijaara Constituency	40%	2014
6	Tharaka Constituency	50%	2014
7	Matuga Constituency	95%	2014

2.10. Financial Management

The Commission is funded wholly by the Government of Kenya. Prior to release of funds for any activity, it is mandatory that an estimate of expenditure be done and submitted to the Treasury for the requisite approval. Section 68 of the Public Finance Management Act, 2012, requires the Commission to submit to Parliament the financial statement and audited accounts at the end of each financial year.

Overview of Funds Received and Spent

The Commission received Kshs.4 billion from the GOK and Kshs. 130 million from Development Partners under the UNDP Basket Fund for the period under review. All funds were accounted for and are disclosed in the annual financial statements. The accrued pending bills of Kshs 5.3 billion resulting from the General Election expenses has continued to be outstanding due to lack of funding.

Table 16 compares funds received by the Commission in the three financial years.

Table 16: Funds Received 2011-2012 to 2013-2014

No	Financial Year	GOK Funds Million Kshs.	Donor Funds Million Kshs	Total Expenditure Million Kshs.
1	2011/2012	3,100	290	3,274
2	2012/2013	24,266	3,193	28,311
3	2013/2014	4,007	130	4,137

Allocation is mainly influenced by the elections cycle, peaking during preparations for an election and then decreasing to fund regular activities in non-election cycles. Allocation grew significantly from Kshs. 3 billion in 2011/12 to Kshs. 25 billion in 2012/13 and further reduced to Kshs. 4 billion in 2013/14 financial year.

Methodology included literature review, interviews and county visits. A total of 13 people were interviewed (IEBC, Police and Donors).

2.11.4. International IDEA: Risk Management Tool

To comply with the provisions of Article 81 on general principles for the electoral system, the Commission had to institutionalize risk management in its operations. The following major milestones were accomplished during the period under review:

- i. Undertook risk assessment of the electoral environment prior to the conduct of all by-elections and elections. The findings inform mitigation strategies taken by the Commission.
- ii. Undertook mapping of electoral violence hotspots in the country and generated risk maps.
- iii. Participated in the dissemination of Counties Risk profiles in the country in conjunction with UWIANO platform.
- iv. Coordinated evaluation of the ESAP projects.
- v. Shared experience on the use of ERMT in Benin, Botswana and Nigeria.
- vi. Benchmarking visit by Election Commission of Nepal on the use of ERMT.



Training of Field Staff on Identification and Mapping of Electoral Risks using the Risk Management Tool.

2.12. Corporate Governance

Good corporate governance is one of the hallmarks of a progressive Electoral Management Body. The Commission promotes good governance through many avenues largely informed by 'knowledge networking' and sharing of good practices. In the period under review, 2013/2014 the Commission conducted various activities towards good governance as follows:

2.12.1. Benchmarking Visits

Benchmarking Visits to Other Countries.

Commissioners and the Secretariat visited different countries as part of the capacity building initiatives in corporate governance. The visits entailed interactions with other EMBs in order to draw best practices in policies and operations. The benchmarking visits are shown in **Annex VIII**

Benchmarking Visits to IEBC by other EMBs

As part of its commitment towards communication and cooperation with international electoral bodies, the Commission initiated an Election Visitor Program with the objective to:

- i. Share knowledge with the international delegations;
- ii. Enhance networking and benchmark standards;
- iii. Provide further opportunity for international observation of elections; and
- iv. Provide a forum for showcasing some of the Commission's innovations.

To this end the Commission was able to host a number of delegates from various Electoral Management Bodies.

The list of visiting international delegations is as shown in Table 17

Table 17: International Benchmark Visits to IEBC

Country	Organization	Activity	Date
Uganda	National Consultative Forum (NCF)	Study Tour with a view to Facilitating the Political Parties' Institutional and Organizational Capacities.	10 th -12 th February, 2014
Uganda	Electoral Commission of Uganda	Learn about the Best Practices in the Conduct of Elections of Persons with Disabilities (PWDs)	2 nd -8 th March, 2014
South Sudan	South Sudan National Elections Commission	Benchmarking Study Tour	9 th -15 th March, 2014
Uganda	Office of the Government Chief Whip, Parliament of	Benchmarking Study Tour	19 th March, 2014

	Uganda		
Nepal	Election Commission, Nepal	Observe and learn how IEBC operates its Electoral Risk Management Unit	24 th -28 th June, 2014

2.12.2. International Conferences

Electoral networks foster capacity development among electoral managers and serve as useful forums to address common concerns in elections.

With a view to improving skills, the Commission participated in the following international conferences which served as forums for participants to exchange views and improve capacities.

Commonwealth Electoral Network (CEN) Conference

CEN was formed with the objective of facilitating experience sharing, creating support mechanisms, promoting good practices and facilitating opportunities for peer support across Commonwealth.

The Conference held on 23rd-24th June, 2014 in Kenya served as a forum in which areas and programmes in electoral governance were discussed and strategies developed to respond to emerging needs.

The theme of the Conference, **“Managing Elections in the 21st Century: Strengthening Institutional Capacity and Electoral Integrity”**, aimed at identifying strategies and best practices for strengthening the institutional capacity and the functions of EMBs.

Advances in technology, escalating youth populations and ever-increasing voter apathy emerged as key areas that are fast changing the objectives and functions of EMBs. The Commission identified mechanisms of enhancing the quality of the electoral process in this context.

International Centre for Parliamentary Studies, UK (ICPS) Symposium:

The "8th International Electoral Affairs Symposium 2014 whose theme was **“Building Confidence and Trust in the Electoral Process”**, was organised by the International Centre for Parliamentary Studies (ICPS) in conjunction with the Commission on 25th-27th June, 2014.

The Conference which predominantly focused on building trust and confidence in the electoral process sought to address the challenges encountered towards engagement of citizens and stakeholders into the electoral process.

The conference discussed stakeholder engagement, voter turnout and the introduction of state-of-the-art voting technology and such challenges as transparency and integrity of elections, electoral justice and inclusivity.



International Delegates attending Commonwealth Electoral Network Conference held in Kenya with the IEBC Chairman

2.13. Equity in Representation and Participation in the Electoral Process

Article 89 of the Constitution 2010 provides for the delimitation of electoral units. In fulfillment of the provisions of this Article, the following activities were undertaken:

Table 18: Key Performance Results for Boundaries Delimitation

Support services for Boundary Delimitation: deliver support for the redistributions culminating in the IEBC providing updated electoral boundary redistribution maps and advice to impacted electors.			
Key Performance Indicators	2011-2012	2012-2013	2013-2014
Support services provided by the IEBC are appropriate and allow for the effective and timely conduct of delimitation activities, complying with legislative requirements and to the satisfaction of the electorate.	-	Delimitation of the 290 constituencies and the 1,450 County Assembly wards in a timely manner and in accordance with legislative requirements.	Survey and repositioning of polling stations occasioned by conflicts between the following counties conducted.
Comprehensive mapping of registration units completed.	-	Mapping of 24,614 registration centres to comply with the boundaries completed.	Collection of 4,033 GPS coordinates for polling/registration centers completed.

Polling Centres GPS Coordinates

Collection of GPS coordinates for polling centers in the following areas was done prior to the by-elections:

Table 19: GPS Coordinates Collected

No	County	Constituency	No. of Polling Centres
1	Bungoma	Bumula, Kimilili, Webuye West, Sirisia, Webuye East, Tongaren, Kabuchai, Kanduyi and Mt Elgon	806
2	Nyeri	Othaya	104
3	Lamu	Lamu West and Lamu East	120
4	Kwale	Msambweni, Lunga Lunga, Matuga and Kinango.	415
5	Machakos	Matungulu, Masinga, Yatta, Kathiani and Kangundo	537
6	Siaya	Bondo, Rarieda and Alego Usonga	321
7	Makueni	Mbooni, Kilome, Kaiti, Makueni, Kibwezi West and Kibwezi East	1,730
		Total	4,033



3

Financial Report and Statements for 2013/2014

**Independent Electoral and Boundaries
Commission Unaudited Annual
Financial Statements**

For the year ended 30thJune, 2014

**Prepared in accordance with the Accrual Basis of Accounting Method under the
International Public Sector Accounting Standards (IPSAS)**

2. FINANCIAL REPORT OF THE COMMISSION

3.0. Accounting Officer's Statement

The Accounting Officer has the pleasure in presenting this report, which forms part of the Annual Financial Statements of the Independent Electoral and Boundaries Commission (the Commission) for the year ended 30 June 2014. This report and the Annual Financial Statements comply with the requirements of the Public Finance Management Act, 2012 (PFMA) and the IEBC Act, 2011.

1. Nature of Business

The nature of the Commission's business is to conduct elections of national, county and Constitutional bodies in accordance with national legislation, to ensure that those elections are free and fair, and to declare the results of those elections within a period that is prescribed by national legislation and that is as short as possible.

2. General Information

The Independent Electoral and Boundaries Commission is established by Article 88 of the Constitution of Kenya and is a legal entity.

The IEBC Act provides that the funds of the Commission are held in a fund known as the Independent Electoral and Boundaries Commission Fund.

The financial year of the Commission is a period of twelve months ending on the thirtieth June in each year.

Within a period of three months after the end of each financial year, the Commission is required to submit Final Accounts to the Auditor-General and also present its Annual Report to the President and submit the same to Parliament.

3. Financial Highlights

The Commission received KShs. 4.0 billion shillings for the year under review by way of parliamentary allocation. The Commission also received KShs.103.9 million as Capital grants from International Organizations. All funds have been accounted for and are disclosed in the annual financial statements.

4. Public Finance Management Act, 2012 (PFMA)

The PFMA bestows responsibility on the Accounting Officer to ensure that the Commission complies with all applicable legislation.

5. Material Losses through Criminal Conduct, Irregular, Fruitless and Wasteful Expenditure

The Public Finance Management Act requires that the Commission include in the Annual Report particulars of any material losses through criminal conduct and any irregular

expenditure and fruitless and wasteful expenditure that occurred during the financial year. There was no confirmed material instances of losses through criminal conduct discovered during the year under review.

6. Events Subsequent to the date of the Statement Financial Position

There were non-adjusting events, matters or circumstances that arose subsequent to the end of the financial year that may not materially affect the financial statements.

7. Bankers

Central Bank of Kenya
Haille Sellasie Avenue
P.O. Box 60000-00200
NAIROBI.

Kenya Commercial Bank Ltd.
University Way Branch
P.O. Box 4012-00300
NAIROBI.

8. Commission Auditors

The Auditor General
Kenya National Audit Office
Anniversary Towers
P.O. Box 30084- 00100
NAIROBI

9. Entity Headquarters

The registered office of the Commission is
Anniversary Towers, 6th Floor,
P.O Box 45371-00100 G.P.O
Nairobi, Kenya.

10. Principal Legal Adviser

The Attorney General
State Law Office
Harambee Avenue
P.O. Box 40112
City Square 00200
Nairobi, Kenya.

3.1. Accounting Officer's Responsibility

The Public Finance Management Act, 2012 and the IEBC Act, 2011 requires the Accounting Officer to prepare financial statements in respect of that Commission, which give a true and fair view of the state of affairs of the Commission at the end of the financial year/period and the operating results of the Commission for that year/period. The Accounting Officer is also required to ensure that the Commission keeps proper accounting records which disclose with reasonable accuracy the financial position of the Commission. The Accounting Officer is also responsible for safeguarding the assets of the Commission.

The Accounting Officer is responsible for the preparation and presentation of the Commission's financial statements, which give a true and fair view of the state of affairs of the Commission for and as at the end of the financial year (period) ended on June 30, 2014. This responsibility includes: (i) maintaining adequate financial management arrangements and ensuring that these continue to be effective throughout the reporting period; (ii) maintaining proper accounting records, which disclose with reasonable accuracy at any time the financial position of the Commission; (iii) designing, implementing and maintaining internal controls relevant to the preparation and fair presentation of the financial statements, and ensuring that they are free from material misstatements, whether due to error or fraud; (iv) safeguarding the assets of the Commission; (v) selecting and applying appropriate accounting policies; and (vi) making accounting estimates that are reasonable in the circumstances.

The Accounting Officer accepts responsibility for the Commission's financial statements, which have been prepared using appropriate accounting policies supported by reasonable and prudent judgments and estimates, in conformity with International Public Sector Accounting Standards (IPSAS), and in the manner required by the PFM Act, 2012 and the IEBC Act, 2011. The Accounting Officer is of the opinion that the Commission's financial statements give a true and fair view of the state of Commission's transactions during the financial year ended June 30, 2014, and of the Commission's financial position as at that date. The Accounting Officer further confirm the completeness of the accounting records maintained for the Commission, which have been relied upon in the preparation of the Commission's financial statements as well as the adequacy of the systems of internal financial control.

Nothing has come to the attention of the Accounting Officer to indicate that the Commission will not remain a going concern for at least the next twelve months from the date of this statement.



Beatrice Sungura - Nyabuto
Ag. Commission Secretary/CEO

3.2. Statement of Financial Position

STATEMENT OF FINANCIAL POSITION			
As at 30 June 2014			
	Note	2013-2014	2012-2013
		Kshs 000	Kshs 000
Assets			
Current Assets			
Cash and cash equivalents	13	171,598	332,821
Accounts Receivables (Exchequer)	14	1,011,065	950,000
Accounts Receivables (Imprests)	14	2,124	2,422
Accounts Receivables (ECK-Recurrent)	15	4,420,711	4,420,711
Accounts Receivable(Car Loan)	16	26,944	26,755
Total Current Assets		5,632,442	5,732,709
Non-current assets			
Property, plant and equipment	17	4,413,561	6,137,695
Intangible assets	18	16,753	23,932
Total Non Current Assets		4,430,313	6,161,627
Total Assets		10,062,756	11,894,336
Liabilities			
Current liabilities			
Accounts Payable(Pending Bills)	19	2,960,718	4,045,024
Accounts Payable (ECK-Recurrent)	20	4,420,711	4,420,711
Accounts Payable (ECK-Deposit)	21	-	28,610
Accounts Payable (Deposit)	21	3,415	1,201
Total Current Liabilities		7,384,844	8,495,546
Non-current Liabilities			
Total Liabilities		7,384,844	8,495,546
Net Assets			
General Fund		1,216,046	1,216,046
Accumulated surplus		2,135,111	(76,784)
Surplus/(Deficit)for the Year		(723,176)	2,211,895
Car Loan Fund Scheme		49,929	47,633
Total Net Assets		2,677,910	3,398,790

3.3. Statement of Financial Performance

STATEMENT OF FINANCIAL PERFORMANCE			
For the year ended 30 June 2014			
	Note	2013-2014	2012-2013
		Kshs 000	Kshs 000
Incomes			
Government Exchequer Issues	3	4,007,007	25,166,000
Appropriation In Aid	4	5,989	124,512
Exchequer Under Issues/Receivables	5	1,011,065	-
Grants from UNDP	6	103,882	-
Interest Income	7	2,296	-
Total Incomes		5,130,239	25,290,512
Expenses			
Employee costs	8	2,105,430	9,285,818
Depreciation and amortization expense	9	1,804,037	2,562,835
Repairs and maintenance	10	58,758	276,873
Contracted services	11	604,714	2,161,104
General expenses	12	1,278,180	8,791,987
Total Expenditure		5,851,119	23,078,617
Surplus/(Deficit) for the period		(720,880)	2,211,895

3.4. Statement of Changes in Net Assets

STATEMENT OF CHANGES IN NET ASSETS				
For the year ended 30 June 2014				
	Car Loan Fund	Accumulated Surplus	General Fund	Total
	KShs. 000	KShs. 000	KShs. 000	KShs. 000
Balance as at 30th June 2012	47,071	27,477	1,216,046	1,290,594
Surplus/(Deficit) for the period	-	-	2,211,895	2,211,895
Prior Years Adjustment	-	(104,261)	-	(104,261)
Transfers to/from Accumulated surplus	562	2,211,895	(2,211,895)	562
Balance as at 30th June 2013	47,633	2,135,111	1,216,046	3,398,790
Surplus/(Deficit) for the Period	2,296	-	(723,176)	(720,880)
Transfers to/from Accumulated surplus	-	(723,176)	723,176	-
Balance as at 30 June 2014	49,929	1,411,935	1,216,046	2,677,910

3.5. Cash Flow Statement

STATEMENT OF CASHFLOW			
For the year ended 30 June 2014			
	Note	2013-2014	2012-2013
		Kshs000	Kshs 000
Cash flows from Operating Activities			
Operating Surplus (Deficit)		(720,880)	2,211,895
Adjustments			
Depreciation of Property Plant Equipment	9	1,796,857	2,552,579
Amortization of Intangible Assets	9	7,180	10,257
Changes in Working Capital			
Accounts Receivable (Exchequer)	14	(61,065)	(950,000)
Accounts Payable (ECK)		-	-
Accounts Receivable (ECK)		-	-
Accounts Receivable (Imprest)	14	298	(2,422)
Accounts Payable (Recurrent)	20	(1,084,306)	4,045,024
Accounts Payable(Deposit)	22	(26,396)	1,201
Car Loan Receivables		(189)	(562)
Net Cash Flow From Operating Activities		(88,501)	7,867,971
Cash flows from Investing Activities			
Purchase of Computers		(181)	(8,049,008)
Purchase of Office Equipment		(1,480)	(31,060)
Purchase of Furniture and Fittings		(8,761)	(32,980)
Purchase of Intangible Assets		-	(10,156)
Purchase of Motor Vehicles		-	(20,382)
Construction of Office Buildings		(62,300)	-
Net Cash Flow From Investing Activities		(72,722)	(8,143,586)
Cash flows from Financing Activities			
Analysis of Balances of Cash and Cash Equivalentents			
General Fund		-	269,757
Car loan Fund Scheme Interest		-	562
Net Cash Provided By Financing Activities		-	270,319
Net Increase(Decrease) in Cash & Cash Equivalent		(161,223)	(5,296)
Cash and Cash Equivalent at Beginning		332,821	338,117
Cash and Cash Equivalent as at 30 June 2014		171,598	332,821

3.6. Statement of Comparison of Budget and Actual Amounts

STATEMENT OF COMPARISON OF BUDGET AND ACTUAL AMOUNTS					
Item	Original budget	Adjustments	Final budget	Actual on comparable basis	Performance difference
	2013-2014	2013-2014	2013-2014	2013-2014	2013-2014
Revenue	Kshs '000	Kshs '000	Kshs '000	Kshs '000	Kshs '000
Exchequer Issues - Recurrent (Vote R203)	3,122,607	1,832,266	4,954,873	4,954,873	
Grants from International Organization	143,468	-	143,468	103,882	39,586
Exchequer Issues-Development (Vote D203)	63,200	-	63,200	62,300	900
Sale of Tender Documents & Nomination Fees	6,000	-2,000	4,000	2,876	1,124
Receipts from Sale of Incidental Goods	4,000	-	4,000	3,113	887
Total income	3,339,275	1,830,266	5,169,541	5,127,044	42,497
Expenses					
Basic Salaries - Permanent Employees	1,098,881	-60,000	1,038,881	1,038,881	(60,000)
Basic Wages - Temporary Employees	131,000	56,379	187,379	187,379	19,379
Personal Allowance - Paid as Part of Salary	765,365	-194,000	571,365	571,206	(40,000)
Employer Contributions to Compulsory NSSF	115,902	-16,000	99,902	99,902	
Employer Contributions to Compulsory NHIF Schemes	852	-	852	830	
Utilities Supplies and Services	8,508	2,782	11,290	10,848	
Communication, Supplies and Services	42,109	12,852	54,961	54,938	12
Domestic Travel and Subsistence, and Other Transportation Costs	58,493	104,567	163,060	162,649	9,170
Foreign Travel and Subsistence, and other transportation costs	64,285	14,920	79,205	79,202	3,510
Printing, Advertising and Information Supplies and Services	30,588	526,203	556,791	556,149	422,890
Rentals of Produced Assets	202,865	127,266	330,131	330,130	(692)
Training Expenses	37,400	176,143	213,543	211,921	51,200
Hospitality Supplies and Services	22,818	32,124	54,942	54,712	(5,100)
Insurance Costs	159,868	44,434	204,302	204,302	44,434
Specialized Materials and Supplies	92,843	579,517	672,360	672,209	562,415
Office and General Supplies and Services	18,832	4,120	22,952	22,894	
Fuel Oil and Lubricants	15,845	17,670	33,515	33,515	140
Other Operating Expenses	226,630	383,521	610,151	609,566	
Routine Maintenance - Vehicles and Other Transport Equipment	22,457	19,769	42,226	42,226	4,010
Routine Maintenance - Other Assets	13,394	-	13,394	13,391	
Refurbishment of Buildings	3,502	-	3,502	3,502	
Expenditure on Development Vote-Non Residential Buildings	43,200	-	43,200	42,813	387
Expenditure on Development Vote-Other Infrastructure and Civil Works	20,000	-	20,000	19,487	513
Expenditure on Capital Grants from International Organization	220,000	-76,532	143,468	103,882	39,586
Purchase of Specialized Plant, Equipment and Machinery	170	-	170	170	
Net Total for Vote R203 & D203	3,415,807	1,755,734	5,171,542	5,126,704	1,051,951

3.7. Notes to the Annual Financial Statements

1. Statement of Compliance and Basis of Preparation - IPSAS 1

The Commission's financial statements have been prepared in accordance with and comply with International Public Sector Accounting Standards (IPSAS). The financial statements are presented in Kenya shillings, which is the functional and reporting currency of the Commission and all values are rounded to the nearest thousand (Kshs 000). The accounting policies have been consistently applied to all the years presented.

The financial statements have been prepared on the basis of historical cost, unless stated otherwise. The cash flow statement is prepared using the indirect method. The financial statements are prepared on accrual basis.

2. Summary of Significant Accounting Policies:

2.1. Revenue Recognition-Revenue from Non-exchange Transactions - IPSAS 23

Fees and Fines

The Commission recognizes revenues from nomination fees and fines when the event occurs and the asset recognition criteria are met. To the extent that there is a related condition attached that would give rise to a liability to repay the amount, deferred income is recognized instead of revenue. Other non-exchange revenues are recognized when it is probable that the future economic benefits or service potential associated with the asset will flow to the Commission and the fair value of the asset can be measured reliably.

Transfers from other Government Entities

Revenues from non-exchange transactions with other government entities are measured at fair value and recognized on obtaining control of the asset (cash, goods, services and property) if the transfer is free from conditions and it is probable that the economic benefits or service potential related to the asset will flow to the Commission and can be measured reliably.

Interest Income

Interest income is accrued using the effective yield method. The effective yield discounts estimated future cash receipts through the expected life of the financial asset to that asset's net carrying amount. The method applies this yield to the principal outstanding to determine interest income each period.

2.2. Budget Information - IPSAS 24

The annual budget is prepared on the accrual basis, that is, all planned costs and income are presented in a single statement to determine the needs of the commission. As a result of the adoption of the accrual basis for budgeting purposes, there are no basis, timing or commission differences that would require reconciliation between the actual comparable amounts and the amounts presented as a separate additional financial statement in the statement of comparison of budget and actual amounts.

2.3. Taxes - IAS 12

Current Income Tax

Current income tax assets and liabilities for the current period are measured at the amount expected to be recovered from or paid to the taxation authorities. The tax rates and tax laws used to compute the amount are those that are enacted or substantively enacted, at the reporting date in the area where the Commission operates and generates taxable income.

Current income tax relating to items recognized directly in net assets is recognized in net assets and not in the statement of financial performance. Management periodically evaluates positions taken in the tax returns with respect to situations in which applicable tax regulations are subject to interpretation and establishes provisions where appropriate.

2.4. Property, Plant and Equipment - IPSAS 17

All property, plant and equipment are stated at cost less accumulated depreciation and impairment losses. Cost includes expenditure that is directly attributable to the acquisition of the items. When significant parts of property, plant and equipment are required to be replaced at intervals, the Commission recognizes such parts as individual assets with specific useful lives and depreciates them accordingly.

Likewise, when a major inspection is performed, its cost is recognized in the carrying amount of the plant and equipment as a replacement if the recognition criteria are satisfied. All other repair and maintenance costs are recognized in surplus or deficit as incurred. Where an asset is acquired in a non-exchange transaction for nil or nominal consideration the asset is initially measured at its fair value.

2.5. Intangible Assets - IPSAS 31

Intangible assets acquired separately are initially recognized at cost. The cost of intangible assets acquired in a non-exchange transaction is their fair value at the date of the exchange.

Following initial recognition, intangible assets are carried at cost less any accumulated amortization and accumulated impairment losses.

Internally generated intangible assets, excluding capitalized development costs, are not capitalized and expenditure is reflected in surplus or deficit in the period in which the expenditure is incurred.

The useful life of the intangible assets is assessed as either finite or indefinite.

2.6. Research and Development Costs

The Commission expenses research costs as incurred. Development costs on an individual project are recognized as intangible assets when the Commission can demonstrate:

- The technical feasibility of completing the asset so that the asset will be available for use or sale
- Its intention to complete and its ability to use or sell the asset
- How the asset will generate future economic benefits or service potential
- The availability of resources to complete the asset
- The ability to measure reliably the expenditure during development

Following initial recognition of an asset, the asset is carried at cost less any accumulated amortization and accumulated impairment losses. Amortization of the asset begins when development is complete and the asset is available for use. It is amortized over the period of expected future benefit. During the period of development, the asset is tested for impairment annually with any impairment losses recognized immediately in surplus or deficit.

2.7. Provisions - IPSAS 19

Provisions are recognized when the Commission has a present obligation (legal or constructive) as a result of a past event, it is probable that an outflow of resources embodying economic benefits or service potential will be required to settle the obligation and a reliable estimate can be made of the amount of the obligation.

Where the Commission expects some or all of a provision to be reimbursed, for example, under an insurance contract, the reimbursement is recognized as a separate asset only when the reimbursement is virtually certain.

The expense relating to any provision is presented in the statement of financial performance net of any reimbursement.

Contingent Liabilities

The Commission does not recognize a contingent liability, but discloses details of any contingencies in the notes to the financial statements, unless the possibility of an outflow of resources embodying economic benefits or service potential is remote.

Contingent Assets

The Commission does not recognize a contingent asset, but discloses details of a possible asset whose existence is contingent on the occurrence or non-occurrence of one or more uncertain future events not wholly within the control of the Commission in the notes to the financial statements. Contingent assets are assessed continually to ensure that developments are appropriately reflected in the financial statements. If it has become virtually certain that an inflow of economic benefits or service potential will arise and the asset's value can be measured reliably, the asset and the related revenue are recognized in the financial statements of the period in which the change occurs.

2.8. Nature and Purpose of Reserves

The Commission creates and maintains reserves in terms of specific requirements. Commission to state the reserves maintained and appropriate policies adopted.

2.9. Changes in Accounting Policies and Estimates – IPSAS 3

The Commission recognizes the effects of changes in accounting policy retrospectively. The effects of changes in accounting policy are applied prospectively if retrospective application is impractical.

2.10. Employee Benefits – IPSAS 25

Retirement Benefit Plans

The Commission provides retirement benefits for its employees. Defined contribution plans are post employment benefit plans under which an Commission pays fixed contributions into a separate Commission (a fund), and will have no legal or constructive obligation to pay further contributions if the fund does not hold sufficient assets to pay all employee benefits relating to employee service in the current and prior periods. The contributions to fund obligations for the payment of retirement benefits are charged against income in the year in which they become payable.

2.11. Foreign Currency Transactions – IPSAS 4

Transactions in foreign currencies are initially accounted for at the ruling rate of exchange on the date of the transaction. Trade creditors or debtors denominated in foreign currency are reported at the statement of financial position reporting date by applying the exchange rate on that date. Exchange differences arising from the settlement of creditors, or from the reporting of creditors at rates different from those at which they were initially recorded during the period, are recognized as income or expenses in the period in which they arise.

2.12. Cash and Cash Equivalents

Cash and cash equivalents comprise cash on hand and cash at bank, short-term deposits on call and highly liquid investments with an original maturity of three months or less, which are readily convertible to known amounts of cash and are subject to insignificant risk of changes in value. Bank account balances include amounts held at the Central Bank of Kenya and at various commercial banks at the end of the financial year. For the purposes of these financial statements, cash and cash equivalents also include short term cash imprests and advances to authorized public officers and/or institutions which were not surrendered or accounted for at the end of the financial year.

2.13. Comparative Figures

Where necessary comparative figures for the previous financial year have been amended or reconfigured to conform to the required changes in presentation.

2.14. Significant Judgments and Sources of Estimation Uncertainty – IPSAS 1

The preparation of the Commission's financial statements in conformity with IPSAS requires management to make judgments, estimates and assumptions that affect the reported amounts of revenues, expenses, assets and liabilities, and the disclosure of contingent liabilities, at the end of the reporting period. However, uncertainty about these assumptions and estimates could result in outcomes that require a material adjustment to the carrying amount of the asset or liability affected in future periods.

Estimates and Assumptions

The key assumptions concerning the future and other key sources of estimation uncertainty at the reporting date, that have a significant risk of causing a material adjustment to the carrying amounts of assets and liabilities within the next financial year, are described below. The Commission based its assumptions and estimates on parameters available when the consolidated financial statements were prepared. However, existing circumstances and assumptions about future developments may change due to market changes or circumstances arising beyond the control of the Commission. Such changes are reflected in the assumptions when they occur. IPSAS 1.140

Useful Lives and Residual Values

The useful lives and residual values of assets are assessed using the following indicators to inform potential future use and value from disposal:

- The condition of the asset based on the assessment of experts employed by the Commission

- The nature of the asset, its susceptibility and adaptability to changes in technology and processes
- The nature of the processes in which the asset is deployed
- Availability of funding to replace the asset
- Changes in the market in relation to the asset

2.15. Subsequent events – IPSAS 14

There were non-adjusting events, matters or circumstances that arose subsequent to the end of the financial year that may not materially affect the financial statements.

3. Exchequer Issues

	2013/2014	2012/2013
	Shs 000	Shs 000
Recurrent Exchequer Releases:		
Total Exchequer Releases for Q1	1,130,000	1,050,000
Total Exchequer Releases for Q2	1,060,000	12,905,000
Total Exchequer Releases for Q3	300,000	10,100,000
Total Exchequer Releases for Q4	1,454,007	1,111,000
Recurrent Subtotal	3,944,007	25,166,000
Development Exchequer Releases:		
Total Exchequer Releases for Q2	33,000	-
Total Exchequer Releases for Q4	30,000	-
Development subtotal	63,000	-
Exchequer Grand Total	4,007,007	25,166,000

4. Appropriation in Aid (AIA)

	2013/2014	2012/2013
	Shs 000	Shs 000
Receipts from Nomination Fees and Charges Collected	3,113	109,531
Receipts from Sale of Tender Documents	2,876	14,981
Total	5,989	124,512

5. Exchequer Under Issues.

	2013/2014	2012/2013
	Shs 000	Shs 000
Exchequer Issues-Recurrent	1,010,865	-
Exchequer Issues-Development	200	-
Total	1,011,065	-

The Exchequer Under issues relates to exchequers not received by the Commission as at the close of the year.

6. Grants from International Organizations

	2013/2014	2012/2013
	Shs 000	Shs 000
Capital Grants From International Organizations-Estimates	414,490	2,566,588
Grants from International Organization Utilized	(103,882)	-
Supplementary Estimates Adjustment	(271,023)	-
Total Balance	39,586	2,566,588

In the financial year 2012/2013, Grants from International Organizations amounting to KShs. 2.57 billion were accounted for separately by the then Ministry of Justice and Constitutional Affairs.

7. Car Loan Interest Income

	2013/2014	2012/2013
	Shs 000	Shs 000
Accrued Interest for the Year	751	562
Interest Earned during the Year	1,545	-
Total Interest Earned	2,296	562

The car loan interest earned is the fixed deposit interest which matures every six months and is rolled over plus the principal. The interest earned is net of withholding tax.

8. Employee Related Costs

	2013/2014	2012/2013
	Shs 000	Shs 000
Employee related costs - salaries and wages permanent employees	866,638	976,666
Employee related costs - salaries and wages contractual employees	215,588	7,081,664
Employee related costs - Personal allowances	691,056	621,108
Employee related costs - contributions to pensions and health schemes	101,411	31,219
Domestic Travel and subsistence and Other	151,344	284,992
Foreign Travel and subsistence other transportation costs	79,393	290,170
Total	2,105,430	9,285,819

9. Depreciation and Amortization Expense

	2013/2014	2012/2013
	Shs 000	Shs 000
Property, plant and equipment	1,796,857	2,552,579
Intangible assets	7,180	10,25
Total Depreciation and Amortization	1,804,037	2,562,835

10. Repairs and Maintenance Expenditure:

	2013/2014	2012/2013
	Shs 000	Shs 000
Refurbishment of buildings	3,418	81,893
Routine Maintenance of Vehicles and Other Transport Equipment	42,185	110,566
Routine maintenance -Other assets	13,155	84,414
Total Repairs and Maintenance	58,758	276,873

11. Contracted Professional Services and Other Operating Expenses

	2013/2014	2012/2013
	Shs 000	Shs 000
Witness Expenses	2,975	3,662
Bank Services, commission and charges	850	1,160
Contracted Guards	95,893	180,555
Membership fees, Dues and Subscriptions to Professional and Trade Bodies	3,485	42,475
Transport costs & charges	4,371	1,066,593
Legal Dues, Arbitration & Compensation	481,029	845,371
Contracted Professional Services	5,061	9,228
Parking Charges	11,050	12,060
Total Contracted Services and Other Operating Expenses	604,714	2,161,104

12. General Expenses

The following are included in general expenses:

	2013/2014	2012/2013
	Shs 000	Shs 000
Utilities, supplies and services	10,848	8,209
Communications, Supplies and Services	54,219	117,316
Printing, Advertising and Information Supplies and Services	176,342	1,066,825
Rent and Rates-Non Residential	329,928	2,009,562
Training Expenses	244,994	1,104,955
Hospitality Supplies and Services	54,692	183,026
Insurance Costs	204,302	151,992
Specialized Materials, Equipment and Supplies	109,794	2,655,045
Office and General Supplies and services	22,816	1,408,587
Fuel oil and Lubricants	33,511	80,720
Maintenance of Software	36,733	-
Research and Feasibility studies	-	5,750
Total General Expenses	1,278,180	8,791,987

13. Cash and Cash Equivalents

BANK ACCOUNT NAME	2013/2014	2012/2013
	KShs	K Shs
CBK IEBC CAR LOAN BANK ACCOUNT	22,985,713	20,878,469
CBK IEBC RECURRENT CASH ACCOUNT	427,500	23,152
CBK IEBC RECURRENT MAIN ACCOUNT	28,211,217	13,673,665
CBK IEBC DEPOSIT ACCOUNT	3,415,243	29,811,270
CBK IEBC DEVELOPMENT BANK AC	783,337	-
KCB IEBC REC MOMBASA/S.COAST	13,701	43,198
KCB IEBC REC KISUMU	209,086	91,565
KCB IEBC REC BUNGOMA REGION	85,292	4,160
KCB IEBC REC CENTRAL EASTERN	2,542,825	35,470
KCB IEBC REC CENTRAL RIFT	1,867	252,681
KCB IEBC REC GARISSA/IJARA	711,109	720,496
KCB IEBC REC LOWER EASTERN	50,125	314,153
KCB IEBC REC NAIROBI	2,316,118	293,964
KCB IEBC REC NORTH COAST	1,737,188	820,888
KCB IEBC REC NORTH RIFT	32,849	3,082,680
KCB IEBC REC NYANZA SOUTH	98,934	16,360,645
KCB IEBC REC NYERI REGION	351,263	5,371
KCB IEBC REC SOUTH RIFT	97,500	16,204,537
KCB IEBC REC THIKA REGION	4,790	15,174
KCB IEBC REC UPPER EASTERN	16	265,450
KCB IEBC REC WAJIR/MANDERA	131,258	227,404
KCB IEBC REC WESTERN REGION	138,771	10,465,067
KCB IEBC UNIVERSITY WAY	107,251,987	219,231,332
Total Cash and Cash Equivalents	171,597,689	332,820,791

14. Account Receivables

Current Receivables	2013/2014	2012/2013
	Shs 000	Shs 000
Outstanding Imprests	2,124	2,422
Accounts Receivable-Exchequers Recurrent.	1,010,865	950,000
Accounts Receivable-Exchequers Development.	200	-
Total Account Receivables	1,013,189	952,422

15. Accounts Receivable - ECK Recurrent Balances

Account Receivables	2013/2014	2012/2013
	Shs 000	Shs 000
Exchequer Under Issues	1,418,439	1,418,439
Advances	9,838	9,838
Imprests	1,946	1,946
General Suspense	2,114,658	2,114,658
Pro/District Suspense	875,830	875,830
	4,420,711	4,420,711

The Accounts receivable – ECK Recurrent balances are the balances that existed in the audited accounts of the defunct Electoral Commission Kenya of 2008/2009.

16. Accounts Receivable - Car Loan

Car Loan Fund	2013/2014	2012/2013
	Shs 000	Shs 000
ECK Outstanding debtors	26,193	26,193
Fixed Deposit Accrued Interest for the Year	751	562
Total	26,944	26,755

The debtors outstanding relates to recoveries made from final dues to former ECK Staff and Commissioners that were retained by the National Treasury.

17. Property, Plant and Equipment Movement Schedule

ASSET TYPE:	COMPUTER EQUIPMENTS	MOTOR VEHICLES	OFFICE EQUIPMENT	FURNITURES AND FITTINGS
RATES:	30%	25%	12.5%	12.5%
COST/VALUATION	2012-2014 FINANCIAL YEARS			
Net Book Value as at 30th June 2012	112,125,583	284,386,271	137,168,005	23,164,932
Acquisitions 2012/2013	8,049,007,650	20,381,664	31,059,857	32,979,859
Disposals	-	-	-	-
Total as at 30th June 2013	8,161,133,234	304,767,935	168,227,863	56,144,791.
Depreciation for the year 2012-2013	2,448,339,970	76,191,984	21,028,482	7,018,099
Accumulated Depreciation 2012-2013	2,621,300,207	363,216,503	79,368,351.	14,281,703
Net Book Value as at 30th June 2013	5,712,793,263	228,575,951	147,199,380	49,126,693
Acquisitions 2013/2014	180,500.00	-	1,480,000	8,761,487
Disposals	-	-	-	-
Total as at 30th June 2014	5,712,973,763	228,575,951	148,679,380	57,888,180
Depreciation for the year 2013-2014	1,713,892,129	57,143,988	18,584,922	7,236,022
Accumulated Depreciation 2013-2014	4,335,192,336	420,360,491	97,953,274	21,517,725
Net Book Value as at 30th June 2014	3,999,081,634.69	171,431,963	130,094,458	50,652,158

18. Intangible Assets Movement Schedule

INTANGIBLE ASSETS MOVEMENT SCHEDULE 2012-2014	
30% RATE OF AMMORTIZATION	
COST/ VALUATION	AMOUNT KShs
Net Book Value as at 30th June 2012	24,033,552
Acquisitions 2012/2013	10,155,756
Disposals	-
Total as at 30 th June 2013	34,189,308
Depreciation for the year 2012-2013	10,256,792
Accumulated Depreciation 2012-2013	42,918,484
Net Book Value as at 30th June 2013	23,932,516
Acquisitions 2013/2014	-
Disposals	-
Total as at 30th June 2014	23,932,516
Depreciation for the year 2013-2014	7,179,754
Accumulated Depreciation 2013-2014	50,098,239
Net Book Value as at 30th June 2014	16,752,761

19. Accounts Payable - Recurrent Balances

Accounts Payable (Pending Bills)	2013/2014	2012/2013
	Shs 000	Shs 000
Pending bills -2012/2013 General Election	4,045,024	4,045,024
Bills Paid during the year	1,084,306	-
TOTAL	2,960,718	4,045,024

20. Accounts Payable -ECK Recurrent.

	2013/2014	2012/2013
	Shs 000	Shs 000
General Account of Vote (GAV)	4,364,871	4,364,871
Excess AIA	55,216	55,216
Salary Advance	624	624
Total	4,420,711	4,420,711

The Accounts Payable – ECK Recurrent balances are the balances that existed in the audited accounts of the defunct Electoral Commission Kenya of 2008/2009.

21. Accounts Payable -ECK Deposit

	2013/2014	2012/2013
	Shs 000	Shs 000
Opening Balances	29,811	28,610
Retention Costs/Deposits	3,415	1,201
ECK Deposit recoveries	(29,811)	-
Total	3,415	29,811

22. Capital Expenditure

Capital Expenditure	2013/2014	2012/2013
	Shs 000	Shs 000
Purchase of Computer Related Equipment	181	8,049,008
Purchase of Office Equipment	1,480	31,060
Acquisition of Office Furniture and Fittings	8,683	32,980
Purchase of Intangible Assets	-	10,156
Construction-In-Progress of Office Buildings and Halls.	62,300	-
Total	72,644	8,123,204

23. Subsequent Events.

As per the International Public Sector Accounting Standards (IPSAS 14) - Events after the Reporting date, the Commission wishes to disclose the following events that occurred after the reporting date but before the financial statements were authorized for issue.

a) Inter Agency Transfer of Assets - BVR Kits

In August 2014, the Commission fully transferred 200 Biometric Registration Kits to the Government for use in the biometric registration of human resource personnel both in the National and County Governments.

The cost of each transferred kits is KShs.422, 380.00 and the total transferred value of all the 200 BVR Kits is KShs. 84,476,000.00.

The amendments as a result of the inter-agency transfer of assets has not been effected in the books of accounts as it is a non- adjusting event in the year under review but will be effected in subsequent financial year.

b) Stolen BVR Kits and Generators

The Commission lost approximately 74 Biometric Voter Registration Kits and 5 generators in one of its warehouse situated in the North Rift region through theft.

The total cost of the stolen items is approximately KShs.31, 256,120.

The estimated loss as a result of theft has not been charged in the books of accounts as it is a non-adjusting event but the effect will be reported in the following financial year i.e. 2014/2015 if the kits will not be fully recovered. The stolen items were not insured.

24. Employee Benefits

The Commission runs a defined contribution pension scheme. The assets of the scheme are held in a separate trustee administered fund, which is funded by contributions from both the commission at 15% and employees at 7.5% of basic salary.

During the year, the scheme was managed by ICEA Lion Asset Management.

The Commission's contributions to the above scheme are charged to the income and expenditure account in the period to which they relate.

The fund valuation summary report as at 30th June, 2014 is as presented below:

Valuation	2013/2014 Kshs. '000'	2012/2013 Kshs' 000'
Fund Value	637,857	379,639


25. Number of Employees

The average number of permanent and pensionable employees for the Commission during the 2013/2014 financial period was eight hundred and sixty two permanent employees (862) whereas in 2012/2013 financial year, the average number was eight hundred and seventy six permanent employees (876).

The Commission however engages contractual staff on need basis.

26. Entity Tax Status

The Commission is a Government agency, fully funded by the Government and is therefore tax exempt. The Commission pays income taxes i.e. PAYE and WHT as per the regulations.



4 Governance and Accountability

4. GOVERNANCE AND COMPLIANCE

The Commission's governance is based on clear lines of accountability, decision-making and reporting, as well as defined planning and performance management.

In 2013–14, we employed strategies that:

- Met the objectives for which funding was appropriated,
- Ensured accountability to parliament and other stakeholders,
- Identified responsibility for the management of resources, and
- Developed, maintained and used information on the full accrual costs and values of producing deliverables.

The Commission is in the process of improving on our methods of accountability to achieve efficiency and effectiveness.

4.1. Leadership and Management

The IEBC Act provides for a Secretary to the Commission who is the Head of the Secretariat; and is responsible for the management and strategic leadership of the IEBC. Assisting the Commission Secretary are two Deputy Commission Secretaries. The Secretary to the Commission's leadership is supported by:

1. The Director, Voter Education and Partnerships
2. The Director, Voter Registration and Electoral Operations
3. The Director, Finance and Procurement
4. The Director, Information Technology
5. The Director, Legal and Public Affairs
6. The Director, Research and Development
7. The Director, Human Resource and Administration
8. The Director, Risk and Compliance

For field operations, the Commission has established 17 Regional offices each headed by a Regional Election Coordinator (REC). Each REC is responsible for a number of Constituencies headed by a Constituency Election Coordinator (CEC). There are a total of 290 Constituency level offices in the country.

4.2. Commission Committees

To enable the Commission discharge its responsibilities and duties effectively, it transacts its business through Committees. The Committees are chaired by the Commissioners, with membership drawn from the Directorates. Committees prepare reports and recommendations for submission to the Plenary for policy formulations and adoption. The ten Committees and their functions are summarized in Table 20.

Table 20: Commission Committees

Table 20: Cor

S/No.	Committee	Function
1	Finance and Procurement	Provides policy and oversight on financial management and procurement.
2	Human Resource , Training and Administration	Provides policy and oversight on human resource management and development.
3	Elections and Technical Operations	Provides policy and oversight on election operations and management
4	Legal Reforms, Enforcement of Code of Conduct and Compliance	Provides policy and oversight on legal reforms, implementation of regulations and corporate governance
5	Audit, Risk and Complainece	Assists Plenary in fulfilling its financial and oversight responsibilities
6	ICT, Research and Development	Provides policy and oversight on the formulation and integration of ICT in the management of elections and research and planning matters
7	Voter Education, Partnership and Media	Provides policy and oversight on voter and civic education programmes.
8	Political Parties Liaison and Campaign Finance Control	A statutory committee pursuant to Sec, 38 of Political Parties Act, 2011. Oversees policy on regulation of Political Parties
9	Dispute Resolution	A statutory Committee pursuant to Article 88 (4) (e) of the Constitution of Kenya, 2010. Oversees settlement of disputes relating to or arising from nominations.
10	Boundaries Delimitation	Provides policy and oversight on boundary delimitation.

4.3. Management Standing Committees

The Secretariat has the following management standing committees that meet regularly to deliberate on various issues:

1. The Executive Committee.
2. The Human Resource and Management Committee.
3. The Tender Committee.
4. The Procurement Committee.
5. The Disposal Committee.
6. The Verification and Inspection Committee as required by the Procurement and Disposal Act, 2005.
7. The Tender Processing Committees that are ad hoc.
8. The Disciplinary Committee

4.4. The Executive Management Group

The Executive Management Group is responsible for leadership, management and sound governance. The members of the group are the Commission Secretary, the Deputy Commission Secretaries and the Directors.

In 2013 –14, the Executive Management Group supported the Electoral Commissioner in determining our strategic directions and organisational priorities for the year. It ensured that organisational objectives were achieved and contributed to our strategic leadership and operational management, and that we followed good corporate governance practices and managed risk appropriately.

Currently the Commission has 862 staff compared to 901 in the 2012/2013 reporting period. This is a reduction of 39 personnel due to resignation, death and suspension. The staff in position as at 30th June 2014 is given in Table 21 below:

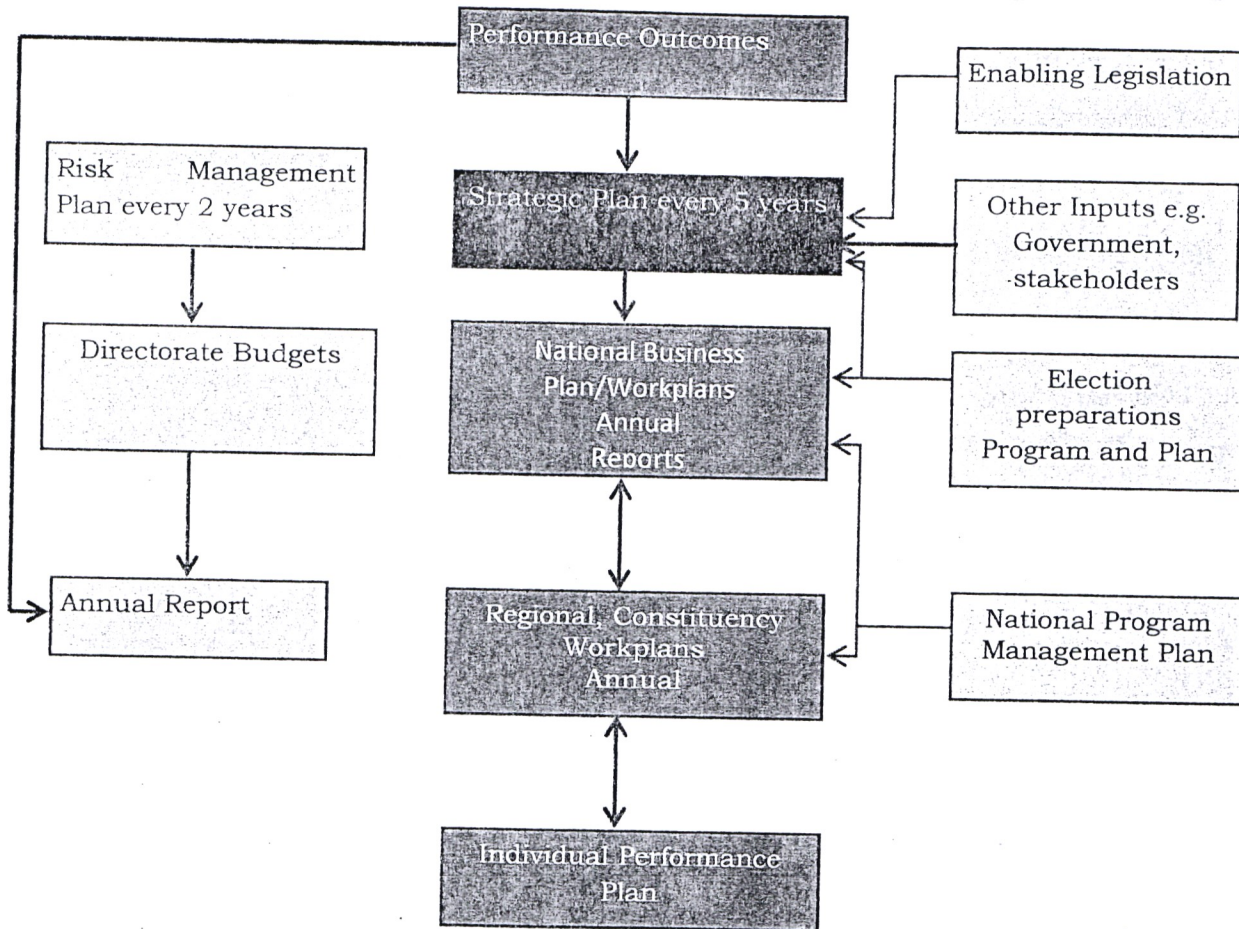
Table 21: Staff in Position as at 30th June 2014

S/No	Designation	Grade	In Position		Total
			Male	Female	
1	Chief Executive Officer	1	1	0	1
2	Deputy Chief Executive Officer	2	1	1	2
3	Directors	3	3	4	7
4	Managers and Regional Election Coordinators	4	28	15	43
5	Assistant Managers and Constituency Election Coordinators	5	250	44	294
6	Officers and Secretaries	6	66	22	88
7	Librarians and Administrative Assistants	7	3	4	7
8	Clerical Officers and Constituency Office Clerks	8	299	44	343
9	Drivers	9	52	1	53
10	Support Staff	10	20	4	24
	Total		723	139	862

4.5. Accountability

Our planning framework and reporting mechanisms are illustrated in Figure 8.

Figure 8: Planning, Operating and Reporting Framework



4.6. Service Charter

Our service charter provides information on the IEBC's functions, values and commitment in providing Kenyans with impartial and accessible electoral services. The service charter is available online on the IEBC website or on posters in our offices across Kenya. We also provide copies on request.

We continue to encourage members of the public to provide feedback about their experiences with us. This will allow our staff to accurately capture the nature and volume of complaints, enquiries, and other feedback. The Service Charter will be reviewed from time to time to build on the existing version and include specific performance measures against the service standards.

5. CHALLENGES AND RECOMMENDATIONS

The Commission faced challenges in the different electoral processes and specifically the post election period and provides recommendations for future improvement. To fully document the lessons learned, IEBC has embarked on an internal evaluation that will provide a deeper understanding of areas that need improvement in the electoral framework.

5.1. Challenges and Recommendations

Result Area	Challenges	Recommendations
Legal Framework	Court decisions canceling some by-elections long after the preparations had been concluded and resources spent	Legal Framework to be reviewed and rationalized.
Voter Registration	Apathy by voters to embrace the continuous voter registration exercise Lack of identity cards by the citizenry for registration purposes	Conduct intensive voter education on the advantages of registering before the election dates Engage local leaders in mobilizing the eligible voters
ICT	Election Technology is a highly specialized and complex technological system that needs a lot of investment.	Adequate budgetary to facilitate system development and implementation Hands-on training of election staff. Proper training must be conducted for all users of technologies used either for elections or office application Internally developed systems can work as well as those provided by vendors.
Finance	Timely and adequate funding of electoral activities.	Implementation of the Commission Fund Act 2012.
Procurement	Cumbersome, rigid, and long Procurement procedures	Review of Public Procurement and Disposal Act, 2005.
Risk and Audit	Low understanding of the role of Internal Audit and Risk among the Commission staff. Untimely implementation of internal audit recommendations. The level of staff training on risk management is still low. Lack of strategic response to identified risks.	Need to conduct further training among staff on risk management and auditing. Need to timely implement internal audit recommendations. Risk identification workshop comprising of an inter-departmental/regional team to carry out risk identification on current and potential risks should be planned. There should be strategic response on risks identified.

6 Annexes

Annex I: Summary Litigation Matters

Status of Pending Supreme Court Matters Arising from the Election Petition Appeals

No	Ref	Parties	Respondents	Status In Court Of Appeal	Status At Supreme Court
1	IEBC/SC/EP /1/2014	Nairobi Court Of Appeal Civil Application No. 2 Of 2014	Grace Jelagat Kipchoim, IEBC and Anor	Baringo South Member Of National Assembly (Appeal Was Dismissed In The Court Of Appeal)	The Court Will Issue Judgement Date On Notice.
2	IEBC/SC/EP /2/2014	Supreme Court Petition No. 2 Of 2014	Dickson Mwenda Kithinji, IEBC and Another	Meru Governor (Election Nullified In The Court Of Appeal)	Governor – Reinstated-In Supreme Court
3	IEBC/SC/EP /3/2014	Supreme Court Petition No. 2 Of 2014	Stephen Kariuki ,IEBC and Anor	Mathare Member of National Assembly (Appeal Nullified In The Court Of Appeal)	By-Election On 11 th August 2014
4	IEBC/SC/EP /4/2014	Supreme Court Petition No. 10 Of 2014	Nicholas Kiptoo Arap Salat Vs IEBC And Another	Bomet County Senate (Appeal Was Dismissed In Court of Appeal)	Hearing of The Appeal Is on 21 st November 2014
5	IEBC/SC/EP /5/2014	Supreme Court Petition No. 11 Of 2014	Mable Muruli ,Hon.Wycliff Oparanya Vs IEBC and Another	Kakamega County Governor (Appeal Was Dismissed In Court of Appeal)	Hearing of The Appeal Is On 28 th October 2014.
6	IEBC/SC/EP /6/2014	Supreme Court Petition No. 6 Of 2014	Jared Odoyo Okello, IEBC and Anor	Nyando County Member Of National Assembly (Appeal Nullified In The Court Of Appeal)	Ruling on 3 rd July 2014.
7	IEBC/SC/EP /7/2014	Supreme Court Petition No. 1 Of 2014	Peter Gichuki Kingara	Othaya Member Of National Assembly (Appeal Nullified In The Court Of Appeal)	Member Of National Assembly Was Reinstated-In Supreme Court
8	IEBC/SC/EP /8/2014	Supreme Court Petition No. 9 Of 2014	Justus Gesito Mugali M'mbaya, IEBC and Anor	Shinyallu Member Of National Assembly (Appeal Nullified In The Court Of Appeal)	Judgment On 16 th July 2014.

9	IEBC/SC/EP /9/2014	Supreme Court Petition No. 7 Of 2014	Edward Akongo Oyugi, IEBC and Anor	Migori Governor (Appeal Nullified In The Court Of Appeal)	Judgement On 17 th July 2014.
10	IEBC/SC/EP /10/2014	Supreme Court Pet No. 14 2014	Hassan Nyanje Charo Vs IEBC and Anor	Lunga Lunga Member Of National Assembly (Appeal Was Dismissed In Court Of Appeal)	Pending Judgement On Notice In Supreme Court
11	IEBC/SC/EP /0/2014	Supreme Court Pet No.13 Of 2014	Nathif Jama Adan Vs Abdikhaim Osman Mohamed, Sahael Nuno Abdi	Garrisa County Governor (Appeal Nullified In The Court Of Appeal)	Judgement On 9 th July 2014
12	IEBC/SC/EP /12/2014	SUPREME COURT PET NO.17 Of 2014	Chris Mungai N. Bichage Vs Richard Tongi, IEBC and Anor	Nyaribari Chache Member Of National Assembly (Appeal Was Dismissed In Court Of Appeal)	Mention Is On 18 th September 2014-For Fixing Of A Hearing Date For The Application To Strike Out The Petition.
13	IEBC/SC/EP /13/2014	Supreme Court Pet.No. 16 Of 2014	Ledama Ole Ikna Vs Samuel K. Tunai, IEBC and Others	Narok Governor (Appeal Was Dismissed In Court Of Appeal)	Mention On 11 th August 2014.
14	IEBC/SC/EP /14/2014	Supreme Court Pet No.15/2014	Bwana Mohamed Bwana	Lamu Women Representative (Appeal Was Dismissed In Court Of Appeal)	Mention On 3 rd July 2014 With Parties Being Given 14 Days To File And Serve Submissions.
15	IEBC/SC/15 /2014	Supreme Court Pet.No. 5 Of 2014	Hon. Lemanken Aramat Vs Harun Meitamei Lempaka, IEBC	Narok East Member Of National Assembly (Appeal Was Dismissed In Court Of Appeal)	Judgement On 6 th August 2014.
16	IEBC/SC/16 /2014	Supreme Court Pet.No. 18 and 20. Of 2014	Evans Kidero Vs Ferdnard Ndungu Waititu, IEBC	Nairobi Governor (Appeal Nullified In The Court Of Appeal)	Judgement On 29 th August 2014.

17	IEBC/SC/17/2014	Supreme Court Pet.No.21 Of 2014	Suleiman Said Shahbal, Ali Hassan Joho, IEBC	Mombasa Governor (Appeal Was Dismissed In Court Of Appeal)	The Supreme Court Will Issue Judgement Date On Notice
18	IEBC/SC/18/2014	Supreme Court Pet. No. Of 2014	Hon.Basil Criticos Vs IEBC and Anor	Taveta Member Of National Assembly (Appeal Was Dismissed In Court Of Appeal)	The Supremecourt Is Yet To Issue A Hearing Date.
19	IEBC/SC/19/2014	Supreme Court Pet No 12 Of 2014	Moses Masika Wetangula Vs IEBC and Anor)	Bungoma County Senator) (Appeal Was Nullified In The Court Of Appeal)	Mention Is On 16 th September 2014-To Confirm Whether The Parties Have Filed Their Submissions.
20	IEBC/SC/20/2014	Supreme Court Application No. 32. Of 2014	Joseph Amisi Omukanda Vs IEBC and Anor	Navakholo National Assembly (Appeal Was Dismissed In Court Of Appeal)	The Supreme Court Is Yet To Issue A Hearing Date.

Annex II: Summary of Allowed Elections Petitions

Elective Post	Petitions Filed	Allowed Appeals	Status
County Governor	23	Meru Governor	Governor reinstated on 30 th May 2014 in Supreme Court.
		Migori Governor	Governor reinstated on 17 th July 2014 in Supreme Court.
		Garrisa Governor	Governor reinstated on 9 th July 2014 in Supreme Court.
		Siaya Governor	Re-elected
		Nairobi Governor	Judgement is on 29 th August 2014 at 2.30pm
Senate	13	Bungoma Senate	Re-elected
		Nomination to Senate	Petitioners won
County Woman Member of National Assembly	8	None	None
Member of National Assembly	71	Matungulu Constituency	Re-elected
		Kibwezi West Constituency	Re-elected
		Bomachoge Borabu Constituency	Re-elected
		Boncahri MP	Re-elected
		Mathare MP	1 st – Respondent won
		Nyando MP	MP-reinstated on 3 rd July 2014 in Supreme Court.
		Shinyalu MP	MP-reinstated on 16 th July on 2014 in Supreme Court.
		Nyaribari Chache	Petitioner elected-
County Assembly Ward Member	69	Balambala Ward	Re-elected
		Igoji West Ward	Re-elected
		Mua Ward	Re-elected
		Mnagei Ward	Re-elected
		Kabisaga Ward	Petitioner succeeded –tied elections
		Mugogodo East Ward	Re-elected
		Nogondo Ward	Re-elected
		Bobaracho Ward	Re elected
		Mshikhu Ward	Re elected
		Shella ward	Re-elected
		Total	184

Annex III: Contracts, Leases and MOUs

Contracts Fully Executed Between June 2013 and June 2014		
S/N	Contract Details	Contract Date
1	Provision of Consultancy to Develop a Comprehensive Strategy for Continuous Voter Education (RFP) EOI/01/2014-2015 between IEBC and M/S 3D Africa Communications Ltd.	24 th June 2014
2	Contract for Provision of a Comprehensive Medical Insurance Cover for IEBC Commissioners and Commission Staff Tender No. IEBC 03/ 2013-2014 between IEBC and M/S British American Company (Kenya) Limited.	21 st June 2014
3	Supply and Delivery of Ballot Papers, Statutory Results Forms for the By-Elections December 2013 between IEBC and M/S GI Solutions Group Ltd.	
4	Contract for the Supply and Delivery of Ballot Papers and Declaration of Election Results Forms for a period of two Years on an "As and when Required Basis" Tender No. IEBC/01/2013-2014 (Re-advertisement) 14 th May 2014 between IEBC and M/S Al-Ghurair Printing and Publishing LLC.	15 th May 2014
5	Contract for Provision of Group Life Assurance Tender No. IEBC 05/ 2012-2013 between IEBC and M/S UAP Life Assurance Limited.	Agreement made and signed on 17 th October 2013
6	Deed of Variation of Agreement: Contract for Provision of Group Medical Insurance Services : Tender No. IEBC 11/2011-2012 between IEBC and M/S British-American Company (Kenya) Limited.	Agreement made and signed on 8 th October 2013
7	Renewal of Annual Contract for Payroll: AdvanceOne Software maintenance Agreement Licence No.119 between IEBC and M/S Advance One Limited	Agreement made and signed by Advance one parties on 3 rd May 2013 and signed by IEBC Party on 3 rd October 2013
Leases Fully Executed Between June 2013 and June 2014		
S/N	Lease Details	Lease Date
1	Letter of Offer to Renew Lease T4021802 20 th Floor Anniversary Towers between IEBC and Kenya Re	Lease made on 23 rd November and Signed on 4/12/2013 by DLP and 16/12/2013 by CEO -Lease period is for 5yrs 1month WEF 1 st January 2014
2	Letter of Offer to Renew Lease T4021810 17 th Floor Anniversary Towers between IEBC and Kenya Re	Lease made on 23 rd November 2013 and Signed on 4/12/2013 by DLP and 16/12/2013 by CEO

		-Lease period is for 5yrs 1month WEF 1 st November 2013
3	Letter of Offer to Renew Lease T4021809 14 th Floor Anniversary Towers between IEBC and Kenya Re	Lease made on 7 th June 2013 and Signed on 4/10/2013 by both DLPA and CEO -Lease period is for 5yrs 1month WEF 1 st August 2013
4	New Lease 21 st Floor (Formerly TRAK Card) Anniversary Towers between IEBC and Kenya Re	Lease signed for 5yrs 1month WEF 1 st February 2013
5	Lease Agreement: Incubation Agreement between Kenya Industrial Estates Ltd (Incubation Company) and IEBC on LR. No. Nyeri Municipality Block 2/1023	Lease signed for 5yrs 1 Month WEF 1 st January 2013
Memorandum of Understanding (MoU)		
S/N	MoU Details	MoU Date
1	Memorandum of Understanding on Law Society of Kenya (LSK) Election between Law Society of Kenya and the Commission.	MOU made and signed on 14 th January 2014
2	Cooperation Agreement No. 1013626: African Union Commission National Bridge Capacity Building Workshop (GIZ) : Project/Sub-Project and Task Code: P0076-04/1306; Project Archive Registration No. 2013-05; Project Manager StinaLarserud between International Institute for Democracy and Electoral Assistance (IDEA) and IEBC.	MOU made and signed on 7/6/2013
REQUEST FOR INFORMATION (RFI)		
	1,112 various documents ranging from Forms 35 and 36, Principal Register, various Acts, Gazette Notices and Qualification Requirements were requested by various bona fide users (Commissioners, Internal and External Lawyers, Directors, Managers, other interested users from the public).	June 2013-June 2014

Annex IV: Annex IV: Key Gazette Notices

No	Gazette Notice	Gazette Number	Date
1.	Gazettement of Declaration of the Makueni Senate Seat by election date of 22 nd July, 2013.	Vol. CXV-No. 80 Gazette no. 7082 of 2013	29/5/2013
2.	Gazettement of Appointment of County and Constituency Returning Officers.	Vol. CXV- No. 80 Gazette notice No. 7083 of 2013	29/5/2013
3.	Gazettement of Nominated Candidates and Voter Polling Stations for 22/7/2013 by-election.	Vol. CXV-No.101 Gazette Notice No. 9394 of 2013	18/7/2013
4.	Declaration of by-elections to be held on 17 th October, 2013.	Vol. CXV- No. 153 Gazette Notice No.	25/10/2013
5.	Gazettement of Corrigenda on persons nominadted to the county assemblies.	Vol. CXV- No 147 Gazette Notice No. 13713 of 2013	11/10/2013
6.	Gazettement Corrigenda on Members nominated to the Senate to represent persons with disabilities and members to nominated to the County Assemblies.	Gazette Notices No. 13715 of 2013 and 13716 of 2013	11/10/2013
7.	Gazettement of vacancy Lunga Lunga constituency and Lamu Governor by-election to be held on 2 nd December, 2013.	Vol CXV- No. 150 Gazette Notice No. 13866 of 2013	14/10/2013
8.	Gazettement of date of by-election to be held on 29/4/2014 for Othaya Contituency and Shella County Assmebly Ward.	Vol. CXVI-No. 34 Gazette Notice 1719 of 2014	14/3/2014
9.	Gazettement on appointment of County and Constituency Retunring Officers for the 2 nd December, 2013 by-elections.	Vol. CXV-No.158 Gazette Notice No. 14344 of 2013	8/11/2013
10.	Gazettement of Corrigenda	Vol.CXV -No. 157 Gazette Notice 14314 of 2013	1/11/2013
11.	Gazettement of Voter Polling Stations for Othaya Constituency and Shella Ward By-elections	Vol. CXV- No. 46 Gazette Notice No. 2455 of 2014	11/4/2014
12	Gazettement of Tallying Centres for Othaya Constituency and Shella Ward By-elections.	Vol. CXV- No. 46 Gazette Notice No. 2456 of 2014	11/4/2014

13.	Gazettement of Nominated Candidates for Othaya Constituency and Shella Ward By-elections.	Vol. CXV- No. 46 Gazette Notice No. 2457 of 2014	11/4/2014
14	Gazettement of Corrigenda to change the date for Othaya by-election following a Court decision.	Vol. CXVI- No. 54 Gazette Notice No. 14344 of 2013	28/4/2014
15.	Gazettement of appointment of Returning Officers.	Gazette notice No. 2917 of 2014	23/6/2014
16.	Corrigenda for Deputy Returning officer Kinakomba Ward.	Vol. CXVI- 63 Gazette Notice No. 3340 of 2014 pg. 1240	16 th May, 2014
17.	Gazettement of Declaration of persons elected to Kilifi County assembly.-Shella ward.	Vol. CXVI-No. 58 Gazette Notice 3022 of 2014	6 th May, 2014
18	Gazettement of Voter Polling Stations for the by-election of 23 rd June, 2014.	Vol. CXVI- No. 69 Gazette Notice No. 3022 of 2014	30 th May, 2014
19.	Gazettement of date for Parliamentary and Ward by-elections.	Vol. CXVI-73 4088 of 2014	16 th June, 2014
20.	Gazettement of Returning Officers for gatundu South and Mathare Constituencies and Kibiri County Assembly Ward.	Vol. CXVI- No. 75 Gazette notice No. 4251 of 2014	20 th June, 2014
21.	Gazettement of persons elected in Bonchari Constituency: Kinakomba, Misikhu and Maua Wards.	Vol. CXVI No-75A	26 th June, 2014

Annex V: By-elections During 2013/2014 Period

No.	Election Date	Elective Position	County Name	Constituency Name	CAW Name	Cause of By-Election
1.	26 th July 2013	Senate	Makueni			Death
2.	17 th October 2013	Governor	Siaya			Petition
		MNA	Makueni	Kibwezi West		Petition
		MNA	Machakos	Matungulu		Petition
		MCA	Garissa	Lagdera	Benane	Resignation
		MCA	Makueni	Kaiti	Ilima	Death
		MCA	Kiambu	Ruiru	Kahawa Sukari	Death
		MCA	West Pokot	Kapenguria	Mnagei	Petition
3.	19 th December 2013	Senate	Bungoma			Petition
		MNA	Kisii	Bomachoge Borabu		Petition
		MCA	Garissa	Balambala	Balambala	Petition
		MCA	Meru	South Imenti	Igoji West	Petition
		MCA	Machakos	Machakos Town	Mua	Petition
		MCA	Nandi	Mosop	Kabisaga	Petition
		MCA	Laikipia	Laikipia North	Mugogodo East	Petition
		MCA	Narok	Emurua Dikirr	Mogondo	Petition
		MCA	Kisii	Nyaribari Cache	Bobaracho	Petition
4.	30 th December 2013	MNA	Kisii	Nyaribari Cache		Petition
5.	29 th April 2014	MCA	Kilifi	Malindi	Shella	Petition
6.	23 rd June 2014	MNA	Kisii	Bonchari		Petition
		MCA	Bungoma	Webuye West	Misikhu	Petition
		MCA	Tana River	Galole	Kinakomba	Death
		MCA	Meru	Igembe South	Maua	Death

Annex VI: List of Observers Accredited for the By-elections

Date of By Election	Name of Organization	No. of Observers	Electoral Area
30 th December 2013	Institute for Education in Democracy (IED)	89	Bonchari Constituency
	Kenya Human Rights Commission	7	Bonchari Constituency
	US Embassy	2	Bonchari Constituency
19 th December 2013	Kenya Human Rights Commission	1	Bomachoge Borabu Constituency
		9	Bungoma County
	U. S. Embassy	5	Bomachoge Borabu Constituency
		10	Bungoma County
	Canadian Embassy	4	Bungoma County
	CJPC	20	Bungoma County
	CEWERU-Kenya	7	Bomachoge Boraru Constituency
		15	Bungoma County
	CRECO	4	Bungoma County
	National Cohesion And Intergration Commission	4	Bungoma County
	QUAKER	124	Bungoma County
	Media	200	Bungoma County
	17 th October 2013	Election Observer Group	41
31			Bondo Constituency
25			Supervisors Team
22			Ugenya Constituency
21			Ugunja Constituency
29			Rarieda Constituency
25			Gem Constituency
25			Matungulu Constituency
40			Alego Usonga Constituency
6			Matungulu Rovers
Kenya Human Rights Commission		4	Siaya County
		4	Matungulu Constituency
		2	Kibwezi West Constituency
European Union		1	Kibwezi West Constituency
		1	Matungulu Constituency
U. S. Embassy		6	Siaya County
		2	Kibwezi West Constituency

		3	Matungulu Constituency
	Royal Danish Embassy	2	Siaya County
	Constitution and Reform Education Consortium (CRECO)	4	Siaya County
		5	Ugunja Constituency
		11	Bondo Constituency
		7	Alego Usonga Constituency
		8	Ugenya Constituency
		9	Rarieda Constituency
		7	Gem Constituency
		7	Roving and supervisory Team
		1	Matungulu Constituency
		1	Kibwezi West Constituency
		DFID Kenya	3
26th July 2013	Center for Justice and Paralegal Research Institute	2	Makueni County
	Canadian High Commission	5	
	Catholic Justice and Peace Commission (CJPC)	24	
	Kenya Human Rights Commission (KHRC)	7	
	Constitution and Reform Education Consortium (CRECO)	56	
	Institute for Education in Democracy (IED)		
	Kilome Dynapharm Self Help Group	11	
	USAID Kenya	6	
	National Anti-Corruption Campaign	22	
TOTAL		987	

Annex VII: IEBC Partners

No	Partners	Area of Partnership
1	IRI (International Republican Institute)	Facilitating Consultative forums for Persons with Disabilities in by-elections: Makeni Senatorial, Matungulu and Kibwezi West Parliamentary elections.
2	IFES (International Foundation for Electoral Systems)	Facilitating Consultative forums for Persons With Disabilities (PWDs), Women and Youth forums during by-elections:- Siaya Gubernatorial, Mnagei CAW (Kapenguria Constituency).
3	EISA (Election Institute on Sustainable Democracy in Africa)	Training of Agents and provision of training materials for Political Party agents and Chief Agents.
4	International IDEA	Evaluation of the ESAP Programme (Election Security Arrangement Programme)
5	UNDP	Management of the basket fund.
6	Ministry of Education	Drama Festivals-IEBC sponsored a theme on 'Citizen Participation in Governance by holding leaders accountable.
7	KICD (Kenya Institute of Curriculum Development)	Review of the National Curriculum (Infusing and integrating voter education content in the National Curriculum for schools and tertiary institutions
8	Ministry of Labour Social Security and Services (Children's Department)	Partnered in the conduct of the Kenya Children Assembly Elections offering professional and technical support.
9	Schools (Primary and Secondary)	Conducting Students Council Elections and Essay Competitions in individual schools
10	Uraia Trust	Conducted Civic education on devolution
11	NDI (National Democratic Institute)	Conducted Political Parties forums
12	TA (Transition Authority)	Audit of civic education. Voter education providers on devolution
13	Ministry of Interior and National Coordination	Mobilization of voters for turnout in by-elections.
14	MYWO (Maendeleo ya Wanawake Organisation)	Technical support in civic engagement and elections for the organization.
16	KCHR(Kenya Commission of Human Rights)	Assessment of participation of Persons with Disabilities in 2013 General Elections.

Annex VIII: International Liaison Interactions

Date of Travel	Country	Purpose of Travel	Source of Funding
10 th -14 th July, 2013	UK	Twelfth Cambridge Conference on Electoral Democracy at the Commonwealth Trinity College, Cambridge	GOK
23 rd July-4 th August, 2013	Zimbabwe	To Observe Elections	COMESA
9 th -13 th September, 2013	UK	Managing Elections: Techniques and Perspectives	GOK
9 th -20 th September, 2013	Rwanda	To Observe Parliamentary Elections	East African Community
7 th -10 th October, 2013	Nigeria	INEC/IFES Regional Conference on Ethics and Elections	INEC/IFES
12 th -18 th October, 2013	Korea	Association of World Election Bodies (AWEB) and GEO Conference	Electoral Commission of Korea
11 th -19 th November, 2013	USA	International IDEA Tool Launch	International IDEA
23 th -28 th November, 2013	Belgium	Electoral Risk Management Tool Launch	International IDEA
1 st -6 th December, 2013	Malaysia	7th International Electoral Affairs Symposium	ICPS
1 st -6 th December, 2013	USA	Kenya Diaspora Conference in the United States of America	GOK
9 th -13 th December, 2013	Nigeria	Workshop on Mapping Electoral Risks conference	International IDEA
11 th -16 th December, 2013	USA	Kenya Diaspora Conference in the United States of America	GOK
18 th -23 rd January, 2014	Belgium	Understanding the Mind of the Georgian Voter	Central Election Commission of Georgia
14 th -29 th January, 2014	Israel	International Programme on Contemporary Public Administration Management	GOK
5 th -8 th February, 2014	Ethiopia	Association of African Election Authority Steering Committee meeting	AAEA
23 rd -27 th February, 2014	Georgia	Stakeholders Engagement and Effective Communicator	Central Election Commission of Georgia

17 th -21 st March, 2014	Botswana	EAC Forum of Electoral Commissions Bridge Training and Exchange Visit to SADC Forum of Electoral Commissions	East African Community
31 st March-5 th April, 2014	Korea	Association of World Election Bodies (AWEB) Secretariat Launch	A-WEB
3 rd -10 th April, 2014	South Africa	Election Observation in South Africa	AU
9 th -12 th April, 2014	Uganda	The East Africa Regional Conference on Leadership and Governance.	GOK
29 th April-10 th May, 2014	South Africa	African Union Election Observation Mission (AUEOM)	AU
1 st -10 th May, 2014	India	Election Observation in India	UNDP
18 th -22 nd May, 2014	Malawi	Election Observation in Malawi	COMESA
21 st -28 th May, 2014	UK	2014 Oxford Africa Conference	Oxford Foundation
30 th May-5 th June, 2014	Korea	International Election Observation Program	A-WEB
1 st -6 th June, 2014	Ethiopia	Democracy, Governance and Elections and Meeting on Election code of Conduct.	IGAD
1 st -11 th June, 2014	Mexico	Electoral Management Body - International Observer- Citizen Observer Dialogue on enhancing Electoral Integrity and Meeting kenyans in the Diaspora	Mexico Election Board
19 th -30 th June, 2014	Israel	Contemporary Public Administration Management	GOK

Table 22: Regional Offices Contact Details

No	Region	Telephone	Location	Address
1	South Coast	041-2020100	Shamsh Villa Dr Rashid Ali Road Off Mama Ngina Drive	Box 87362-80100 Mombasa
2	North Coast	0736241503	Kilifi Town Next to Plan International Office.	Box 1398 - 80108 Kilifi
3	North Rift	0736241187 053-2063579	Kenmosa Village	Box 822-30100 Eldoret
4	Central Rift	0736241105	Next to DCs Office	Box 14238 Nakuru
5	South Rift	0736241296 0722816196	DCs Office, Bomet	Box 162 Bomet
6	Nyeri	0736244485	Advocates Plaza ground floor	Box 1183-10100 Nyeri
7	Thika	0736244820	NCPB Depot 1st flr Garissa Road	Thika
8	Upper Eastern	0736244010	DC's Office, Isiolo	Box 525-60300 Isiolo
9	Lower Eastern	0736241974	Opp. DC's Office, Machakos	Box 1761-90100 Machakos
10	Central Eastern	0736243697 064-31178	DC's Office, Imenti North	Box 2873 Meru
11	Wajir/Mandera	046-210295	IEBC Building Wajir	Box 346-70200 Wajir
12	Garissa	0721506755	Majengo Rd Next to Maji Club	Box 657-70100 Garissa
13	Nyanza Central	057-2022588	Ring Road/Otiende Road	Box 2712 Kisumu
14	Nyanza South		Opp. Barclays Bank, Kisii	Box 3968 Kisii
15	Bungoma	0720255059	Behind DC's Office, Bungoma	Box 2568 Bungoma
16	Kakamega	0736244854	Behind DC's Office, Kakamega Central	Box 25750 Kakamega
17	Nairobi	0736245072	Nyayo Hse 7th Floor	Box 79603-0200 Nairobi

Independent Electoral and Boundaries Commission

National Office:

Anniversary Towers 6th Floor
University Way
P.O. Box 45371-00100
Nairobi, Kenya

Tel: +254 – 20 - 2769000

Fax: +254 – 20 - 2219185

Email: IEBC@elections.or.ke

Website: www.IEBC.or.ke