

REPUBLIC OF KENYA



KENYA NATIONAL AUDIT OFFICE

*Papa Lari*  
*137*

---

*Loale g*  
*16/6/15*

*majority*



REPORT

OF

THE AUDITOR-GENERAL

ON

THE FINANCIAL STATEMENTS OF  
THE MINISTRY OF ENERGY AND PETROLEUM

FOR THE YEAR ENDED  
30 JUNE 2014

REPUBLIC OF KENYA



Telephone: +254-20-342330

Fax: +254-20-311482

E-mail: [cag@kenao.go.ke](mailto:cag@kenao.go.ke)

Website: [www.kenao.go.ke](http://www.kenao.go.ke)

P.O. Box 30084-00100

NAIROBI

## KENYA NATIONAL AUDIT OFFICE

### REPORT OF THE AUDITOR-GENERAL ON THE MINISTRY OF ENERGY AND PETROLEUM FOR THE YEAR ENDED 30 JUNE 2014

---

#### REPORT ON THE FINANCIAL STATEMENTS

I have audited the accompanying financial statements of the Ministry of Energy and Petroleum set out on pages 14 to 33, which comprise the statement of assets and liabilities as at June 30 2014, and statement of receipts and payments, statement of cash flow, summary statement of appropriation for the Recurrent, Development and Deposits for year then ended, and a summary of significant accounting policies and other explanatory information in accordance with the provisions of Article 229 of the Constitution of Kenya and Section 8 of the Public Audit Act, 2003. I have obtained all the information and explanations which, to the best of my knowledge and belief, were necessary for the purpose of the audit.

#### **Management's Responsibility for the Financial Statements**

The Accounting Officer is responsible for the preparation and fair presentation of these financial statements in accordance with International Public Sector Accounting Standards and for such internal control as management determines is necessary to enable the preparation of financial statements that are free from material misstatement, whether due to fraud or error.

The Accounting Officer is also responsible for the submission of the financial statements to the Auditor-General in accordance with the provisions of Section 4 and 6 of the Public Audit Act, 2003.

#### **Auditor-General's Responsibility**

My responsibility is to express an opinion on these financial statements based on the audit and report in accordance with the provisions of Section 9 of the Public Audit Act, 2003. The audit was conducted in accordance with International Standards on Auditing. Those standards require compliance with ethical requirements and that the audit be planned and performed to obtain reasonable assurance about whether the financial statements are free from material misstatement.

An audit involves performing procedures to obtain audit evidence about the amounts and disclosures in the financial statements. The procedures selected depend on the auditor's judgement, including the assessment of the risks of material misstatement of the financial

statements, whether due to fraud or error. In making those risk assessments, the auditor considers internal control relevant to the entity's preparation and fair presentation of the financial statements in order to design audit procedures that are appropriate in the circumstances, but not for the purpose of expressing an opinion on the effectiveness of the ministry's internal control. An audit also includes evaluating the appropriateness of accounting policies used and the reasonableness of accounting estimates made by the Accounting Officer, as well as evaluating the overall presentation of the financial statements.

I believe that the audit evidence obtained is sufficient and appropriate to provide a basis for my qualified audit opinion.

### **Basis of Qualified Opinion**

#### **1. Supply, Installation, Testing and Commissioning of 5No., 100m Wind Masts and Data Loggers**

The Ministry, during the year under review, commissioned a 20 weeks project for supply, install, test and commission five (5) 100m wind masts and data in Garissa, Wajir, Malindi, Narok and Baragoi at a cost of Kshs.38,336,039 commencing from 20 January 2014 and to be completed and handed over by 31 May, 2014.

The following irregularities were noted:

- (a) The contract price of Kshs.38,336,039 exceeded the Kshs.30,000,000 allocated in the 2013/2014 development budget for purchase of the instrumentation and calibration equipment by Kshs.8,336,039, contrary to the provisions of section 26 (3) (a) of the Public Procurement and Disposal Act, 2005.
- (b) Available information indicates that as on 7 April 2014 the contractor had not commenced works. The contractor on 8 May 2014 requested for extension of the contract period by 12 weeks, which was granted by the Ministerial Tender Committee (MTC) on 24 June, 2014, bringing the revised contract period to 32 weeks, up to 31 August 2014. By that time the contractor had been paid a total of total of Kshs.3,960,749, representing 10.3% of the contract sum. It is however unlikely that the contractor would have completed the work by 22 August, given that 91% (29 weeks) of the contract period had already elapsed, while majority of the wind masts and data loggers had not been installed.

#### **2. Employer Contribution to Compulsory Health Insurance Scheme**

Included in the statement of receipts and payments compensation of employees expenditure of Kshs.240,077,389 and as disclosed in Note 9 to the financial statements is an Employer Contribution to Compulsory Health Insurance Scheme credit balance of Kshs.2,569,449. Under the normal circumstances, expenditure items should reflect debit balances. No documentary evidence has been availed to support this credit balance

hence, I am unable to confirm accuracy of the compensation of the employees balance of Kshs.240,077,389.

### **3. Proceeds from Foreign Grants and Borrowings**

The Statement of Receipts and Payments reflects Proceeds from Domestic and Foreign Grants receipts of Kshs.25,680,865,252 which is explained in Note 2 as having been received from various listed multilateral donors. The Statement also reflects Proceeds from Borrowings figure of Kshs.2,315,867,414. However, the completeness and validity of these income items could not be ascertained in the absence of relevant grant, loan agreements and other relevant documentations.

### **4. Transfers to Other Government Units**

- (i) The Statement of Receipts and Payments also reflects a Kshs.21,058,145,189 payment figure described as Transfers to Other Government Units which, according to Note 11 to the Financial Statements includes an amount of Kshs.2,726,653,120 paid to Kenya Power and Lighting Company Ltd (KPLC). However, this amount of Kshs.2,726,653,120 could not be traced in the KPLC financial statements as receipts for the year ended 30 June, 2014.
- (ii) Also, the Kshs.21,058,145,189 figure includes an amount of Kshs.80,000,000 paid to Kenya energy Environmental Program Fund which is directly administered by the MOE. However, the financial statement prepared and presented for audit for KEEP fund do not reflect receipt of the Kshs.80,000,000.

### **5. District Suspense Account**

The Statement of Assets as at 30 June 2014 reflects a District Suspense Account balance of Kshs.11,548,767 representing un-accounted for balances of cash (Authority to Incur Expenditure (AIEs) released to Marsabit, Mirangini, Busia, Wajir, Kisii and Lodwar offices of the Ministry. No explanation has been given for failure to recover these amounts from the relevant centre managers.

### **6. Outstanding Imprests**

The Statement also reflects an Imprests balance of Kshs.14,682,001 which according to information and documents availed, were accounted for before 30 June 2014, but had not been processed through the accounting system by 30 June 2014. This has in consequence understated the Statement of Receipts and Payments expenditure for 2013/2014 by Kshs.14,682,001. The Accounting Officer has not provided justification for this irregularity.

### **7. Advances**

The Statement further reflects an Advances balance of Kshs.1,843,838 which is explained in Note 16E to the financial statements as representing unrecovered salary

overpayments. However, no reasons have been given for the overpayments and non-recovery of the amounts from the respective officers.

## **8. Suspense Account**

The statement reflects a Kshs.2,318,327,767 Suspense Account debit explained under note 18 to the financial statements, as representing payments recorded in the cashbooks but not entered in the Integrated Financial Management Information System (IFMIS) financial statements. However, documentary evidence in support of these payments was not availed for audit verification. Had the amount been captured in the appropriation accounts, the Statement of Receipts and Payments for the year ended 30 June 2014 would have reflected a new unauthorized excess of vote of Kshs.372,619,536 instead of the surplus of Kshs.1,945,708,231 now shown.

## **9. Unsupported Balances**

The Statement of Assets also reflects a debit Prior Year Adjustment debit balance of Kshs.1,328,047,730 which is explained under Note 19 as representing cash and bank balances relating to 2012/2013 and earlier years that are included in the brought forward bank balances but excluded in the opening cash book balances.

No documentation and information has been given for these prior year adjustment balance. Consequently, I am unable to ascertain whether all bank transactions and bank balances during the year were fairly stated.

## **10. Summary of Statement of Provisioning**

- i) The Summary Statement of Provisionings reflects General Account of Vote (GAV) Provisioning Account balance of Kshs.17,788,184,218 which includes an amounts of Kshs.12,291,230,719 relating to 2012/2013 and earlier years. No explanation has been provided as to why these long outstanding balances have not been cleared from the books of account.
- ii) The summary also reflects a General Account of Vote balance of Kshs.13,898,359,898 that includes an amount of Kshs.10,357,527,379 relating to 2012/2013 and prior years. This balance is unsupported with documentation and bank reconciliation statements.

## **11. Non-Financial Assets**

- i) Annex 5 to the financial statements as at 30 June 2014 shows a summary of Ministry of Energy and Petroleum fixed assets register whose historical costs totaled Kshs.67,692,280,356, representing assets acquired in the years 2012/2013 and 2013/2014 of Kshs.35,855,782,258 and Kshs.31,836,498,098 respectively. The assets acquired in period prior to 2012/2013 have been excluded in these financial statements.

- ii) The Ministry did not maintain an assets register of its property, plant and equipment, hence unable to confirm existence, ownership and valuation of its assets balances as at 30 June 2014.
- iii) Further, it was noted that the Ministry did not have Title Deeds for the parcels of land occupied by Kericho, Kisii, Migori, Bukura, Uashin Gishu, Kitui, Wambugu and Mitunguu Energy Centres. Information available show that the process of acquiring titles for some these lands, such as the 2.5Ha at Wambugu Energy Centre, has been ongoing for a long period of time. I am therefore unable to verify ownership of these properties.

Consequently, in light of the above paragraphs, I am unable to confirm whether the carrying values as stated in the financial statements reflect the fair values of the non-financial assets of the Ministry of Energy and Petroleum as at the Statement of Assets date.


## **12. Construction of Resource Centre at Mitunguu in South Imenti District**

Information available indicates that the Ministry incurred Kshs.44,636,192.00 to construct a resource Centre at Mitunguu Energy Centre, Meru County. The construction work was completed in year 2012/2013 and the site handed over to the Ministry on 25 July, 2013. However, it was noted that throughout the year under review and at the time of audit the site remained idle with only three staff stationed there notwithstanding the budget allocation secured in the subsequent period.

In the absence of elaborate operation plan on utilization of the Centre, it was not possible to confirm viability of this project.

### **Qualified Opinion**

In my opinion, except for the effect of the matters described in the Basis for Qualified Opinion paragraph, the financial statements presents fairly, in all material respects the financial position of the Ministry as at 30 June 2014, and its financial performance and its cash flows for the year then ended, in accordance with International Public Sector Accounting Standards and comply with Public Finance Management Act, 2012.



**Edward R.O. Ouko, CBS**  
**AUDITOR-GENERAL**

**Nairobi**

**12 May 2015**



---

MINISTRY OF ENERGY AND PETROLEUM

REPORTS AND FINANCIAL STATEMENTS

FOR THE FINANCIAL YEAR ENDED

JUNE 30<sup>th</sup>, 2014

---

Prepared in accordance with the Cash Basis of Accounting Method under the International Public Sector Accounting Standards (IPSAS)

**MINISTRY OF ENERGY AND PETROLEUM**  
**Reports and Financial Statements**  
**For the year ended June 30, 2014 (Kshs)**

---

<b>Table of Content</b>	<b>Page</b>
I. MINISTRY OF ENERGY AND PETROLEUM KEY INFORMATION AND MANAGEMENT	1
II. FORWARD BY THE CABINET SECRETARY .....	3
III. STATEMENT OF MINISTRY MANAGEMENT RESPONSIBILITIES .....	12
IV. REPORT OF THE AUDITOR GENERAL.....	13
V. STATEMENT OF RECEIPTS AND PAYMENTS.....	14
VI. STATEMENT OF ASSETS AND LIABILITIES.....	15
VII. STATEMENT OF CASHFLOW.....	15
VIII. SUMMARY STATEMENT OF APPROPRIATION: RECURRENT AND DEVELOPMENT COMBINED.....	17
IX. SUMMARY STATEMENT OF APPROPRIATION: RECURRENT .....	18
X. SUMMARY STATEMENT OF APPROPRIATION: DEVELOPMENT .....	19
XI. SUMMARY STATEMENT OF PROVISIONINGS .....	20
XII. SIGNIFICANT ACCOUNTING POLICIES .....	21
XIII. NOTES TO THE FINANCIAL STATEMENTS .....	23

**MINISTRY OF ENERGY AND PETROLEUM**  
**Reports and Financial Statements**  
**For the year ended June 30, 2014 (Kshs)**

---

**I. MINISTRY OF ENERGY AND PETROLEUM KEY INFORMATION AND MANAGEMENT**

**(a) Background information**

The Ministry of Energy was formed many years ago and on 20 May 2013, its name was changed to the Ministry of Energy and Petroleum through Executive Order No.2/2013 that outlined the Organisation of the Government of Kenya. At the cabinet level, the Ministry is represented by the Cabinet Secretary for Energy and Petroleum, who is responsible for the general policy and strategic direction of the Ministry.

**(b) Key Management**

The Ministry's day-to-day management is under the following key departments:

- Renewable Energy Department
- Electric Power Development Department
- Geo-Exploration Department
- Petroleum Energy Department
- Administration Department
- ICT Department
- Accounts Department
- Human Resource Development Department
- Human Resource Management Department
- Internal Audit
- Finance Department
- Central Planning and Project Monitoring Unit (CPPMU) Department
- Supplies Chain Department
- Public Communications Department

**(c) Fiduciary Management**

The key management personnel who held office during the financial year ended 30<sup>th</sup> June 2014 and who had direct fiduciary responsibility were:

No	Designation	Name
1.	Cabinet Secretary, Ministry of Energy & Petroleum	Hon. Davis Chirchir
2.	Principal Secretary (Accounting Officer)	Eng. Joseph Njoroge, MBS
3.	Senior Deputy Secretary	Paul Ngatia, MBS
4.	Senior Deputy Secretary	F.M. Ongaki
5.	Head of Finance	Momata Gichana
6.	Head of Accounting Unit	Phoebe Ndonye
7.	Head of Supplies Chain	Patrick Meyo
8.	Chief Geologist	John M. Omenge
9.	Director Renewable Energy	Eng. Isaac Kiva
10.	Commissioner Petroleum	Martin M Heya
11.	SAD/HRM	Ann Kariuki
12.	SAD//HRM	Janerose Karanja
13.	SPSE	Eng. Julius M. Mwachani
14.	ICT	Elijah Mumbo

**MINISTRY OF ENERGY AND PETROLEUM**  
**Reports and Financial Statements**  
**For the year ended June 30, 2014 (Kshs)**

---

**(d) Fiduciary Oversight Arrangement**

Fiduciary oversight activities of the Ministry were performed by the fiduciary management.

**(e) Ministry of Energy and Petroleum Headquarters**

P.O. Box 30582-00100  
Nyayo House  
Kenyatta Avenue  
Nairobi, KENYA

**(f) Ministry of Energy and Petroleum Contacts**

Telephone: (254) (020)3310112  
E-mail: [ps@energy.go.ke](mailto:ps@energy.go.ke)  
Website: [www.energy.go.ke](http://www.energy.go.ke)

**(g) Ministry of Energy and Petroleum Bankers**

Central Bank of Kenya  
Haile Selassie Avenue  
P.O. Box 60000  
City Square 00200  
Nairobi, KENYA

**(h) Independent Auditors**

Auditor General  
Kenya National Audit Office  
Anniversary Towers, University Way  
P.O. Box 30084  
GOP 00100  
Nairobi, KENYA

**(i) Principal Legal Adviser**

The Attorney General  
State Law Office  
Harambee Avenue  
P.O. Box 40112  
City Square 00200  
Nairobi, KENYA

## **II. FORWARD BY THE CABINET SECRETARY**

### **1. Policy and Legislative Changes/New Strategic Initiative**

Energy is prioritized as one of the infrastructure enablers for achievement of the objectives of Kenya Vision 2030 being implemented through five-year horizon Medium Term Plans. Improved access to energy sources especially electricity improves human development conditions through provision of water; industrial and agricultural productivity; disadvantaged groups empowerment; better health and education conditions and environmental sustainability. Approximately three (3) out of every four (4) Kenyans, of which two-third reside in the rural areas, lack access to electricity services resulting into unsustainable use of biomass and agricultural waste linked with exposure to indoor respiratory infections. The poor households lack adequate access to affordable, reliable, safe and quality energy services.

### **2. Overview of Accomplishment and Challenges**

Electricity contributes about 9% of Kenya's energy needs with the remainder from biomass (68%), petroleum (22%) and all others (<1%). However, it is the most sought for commercial energy service, with per capita consumption estimated at 150 kilowatt hours (KWh) and national access is about 30% both of which are below the average for developing countries. The growth in electricity has been affected by constrained supply, inadequate transmission capacity and high technical losses at both transmission and distribution levels. This has had an adverse effect on both reliability of supply and cost of electricity.

#### **Budget Performance Vs Actual Amounts**

During the year 2013/14, the Ministry received a total budget of Ksh.79.797b of which Kshs.2.400b was recurrent expenditure and Kshs.77.397b Development Expenditure. This amount was later revised downwards to Kshs.73.663b Comprising Kshs.2.354b Recurrent and Kshs.71.309b Development. The actual expenditure as at 30<sup>th</sup> June 2014 amounted to Ksh.1.830b Recurrent and Kshs.53.178b Development, both totalling to Kshs.55.007B, representing 74.7% absorption.

The table below provides a summary of Expenditure according to economic classification and programmes:

**MINISTRY OF ENERGY AND PETROLEUM**  
**Reports and Financial Statements**  
**For the year ended June 30, 2014 (Kshs)**

Classification	Final Budget	Actual expenditure	% Utilization
	Kshs	Kshs	
<b>Receipts</b>			
Headquarters Administrative Services	390,746,913	346,747,893	89
Headquarters Administration and Planning Services	19,361,167	18,435,616	95
Financial Management and Procurement Services	38,416,012	34,336,066	89
Woodfuel Resources Development	310,851,472	237,700,371	76
Alternative Energy Technologies	148,449,916	143,935,816	97
National Grid System	31,741,629,201	22,347,447,016	70
Geothermal and Coal Resource Exploration and Development	26,884,248,057	19,970,848,985	74
Rural Electrification Program	13,092,000,000	10,931,871,241	84
Petroleum Exploration and Distribution	1,037,653,413	976,059,113	94
Un-utilized Exchequer	-	1,956,120,978	-
Deposits		1,584,986,584	
<b>Total Receipts</b>	<b><u>73,663,356,151</u></b>	<b><u>58,548,489,679</u></b>	<b><u>79</u></b>
<b>Payments</b>			
Headquarters Administrative Services	390,746,913	346,747,893	89
Headquarters Administration and Planning Services	19,361,167	18,435,616	95
Financial Management and Procurement Services	38,416,012	34,336,066	89
Woodfuel Resources Development	310,851,472	237,700,371	76
Alternative Energy Technologies	148,449,916	143,935,816	97
National Grid System	31,741,629,201	22,347,447,016	70
Geothermal and Coal Resource Exploration and Development	26,884,248,057	19,970,848,985	74
Rural Electrification Program	13,092,000,000	10,931,871,241	84
Petroleum Exploration and Distribution	1,037,653,413	976,059,113	94
Repayments of Deposits		1,595,399,331	
<b>Total Payments</b>	<b><u>73,663,356,151</u></b>	<b><u>56,602,781,448</u></b>	<b><u>77</u></b>

**Key Achievements**

Some of the key achievements in the FY 2013/14 include:

**(a) Electric power development**

- i. By the end of June 2014, 209.8MW of new capacity had been commissioned, comprising:
  - Kindaruma 24MW;
  - Thika Power 87MW;
  - Orpower Geothermal 16MW;
  - 12.8MW Geothermal Wellhead; and
  - Olkaria IV 70MW unit 1
- ii. The second 70MW unit of Olkaria IV began commissioning tests in July 2014. The 83 MW Gulf and 80MW Triumph medium speed diesel power plants that had been due for completion within 2013/14 are now expected in August and October 2014, respectively.
- iii. The additional 140MW Olkaria I units 4 & 5 Geothermal plant are still under construction and are expected to be commissioned in 2014/15.
- iv. Developer for 140 MW Menengai geothermal power plant was contracted.

**MINISTRY OF ENERGY AND PETROLEUM**  
**Reports and Financial Statements**  
**For the year ended June 30, 2014 (Kshs)**

---

*(b) Other Major Generation Projects*

- i. 140 MW new AGIL Geothermal Power plant: The PPA was signed in April 2013 and the plant is expected to be commissioned in 2017. The developer is doing appraisal drilling prior to commencing construction and still awaits financial closure.
- ii. 960MW Coal plant at Lamu County: The Ministry of Energy and Petroleum issued Expression of Interest (EOI) on 2<sup>nd</sup> October 2013 for investors to express their interest to provide the generation capacity. The shortlisted firms for construction of coal plant were issued with Request for Proposal (RFP) document on 27<sup>th</sup> January 2014. RFP documents; Technical and Financial Proposals for establishment of the 900 – 1000 MW Lamu Coal Plant were Evaluated. Pre-bid and site visit for coal plant was held on 27<sup>th</sup> February 2014. The bids were returned in April 2014 and evaluated.

Other activities carried out in support of coal development include

- 31 new blocks were delineated in Kwale, Kilifi, Tana River, Baringo, Meru, Isiolo, Lamu, Garissa.
  - Coal part of the Strategy for generating an additional 5000+MW in the period of 40 months was developed.
  - Four workshops were conducted and a series of meetings for Kitui County Local Community Leaders to build consensus for signing of the Blocks C and D Benefit Sharing Agreements were done. The public ceremony for signing the documents was held in Mwingi on 23<sup>rd</sup> December, 2013.
  - A regional office was established at Mathuki for the purpose of coordinating coal development activities in Mui Basin;
  - Logistical support was provided to Officers of the Ministry of Land, Housing and Urban Development engaged in ongoing Land adjudication and registration in the areas covered by the coal project
  - Four coal exploratory wells were drilled, two in Karoo system (one in each County, Kwale and Kilifi) and two others one each in Meru and Isiolo
- iii. 700MW LNG gas Plant at Mombasa: The Government has been negotiating for favourable LNG prices with exporting countries such as Qatar and coal with South Africa and Nigeria to facilitate development of LNG and coal fired electricity generation plants at Dongo Kundu – Mombasa and Lamu respectively by Independent Power Producers (IPP). RFP's were issued to short-listed investors, 12 for 700MW LNG-fired power plant in Dongo Kundu, Mombasa and 10 for the 960MW coal fired power plant at Lamu. Pre-bid and site visit for Liquefied Natural Gas (LNG) was held on 24<sup>th</sup> February 2014. The bids were returned in April 2014 and evaluated.
  - iv. 300MW Lake Turkana Wind: The PPA was signed in May 2013 and the project subsequently achieved financial closure in March 2014. Construction is now expected to commence and the plant is expected to be commissioned in June 2016. Local community concerns were communicated and LTWP are engaging local community leaders to address their concerns.
  - v. 60MW Kinangop Wind Park: The PPA was signed in 2013 and construction had

**MINISTRY OF ENERGY AND PETROLEUM**  
**Reports and Financial Statements**  
**For the year ended June 30, 2014 (Kshs)**

---

begun. Construction has since been stopped due to a force majeure situation caused by the local community interference. The plant was expected to be commissioned in December 2015.

- vi. 18MW Kwale International Sugar Negotiations for the PPA are at an advanced stage and the power plant is under construction.
- vii. New Power Purchase Agreements in 2013/14: Negotiations on five Power Purchase Agreements comprising Kieta 100MW Wind, Cummins 12MW Biogas, Prunes 50MW Wind, Menengai Geothermal and Tenino 2.5MW hydro were concluded.

The PPA for Tenino has since been approved by ERC, while the others are undergoing internal approvals by the respective Boards of Directors before they are forwarded to ERC.

The Menengai project was tendered by Geothermal Development Corporation, the steam field developer, and the winning IPPs were Quantum Power EA (37MW), Format Symbol/Civic on Construction (35MW) and Ossian Menengai Project (35MW).

***(c) New customer and Public Facilities connected with electricity***

- 443,254 new customers were connected to electricity. The high number of new customers connected was due to new financing schemes to help applicants meet up front capital costs, continued outsourcing of construction, sufficient availability of construction materials and an intensified connection campaign in the 4<sup>th</sup> quarter.
- 5,231 public institutions were connected to electricity.
- Installation in 66 Public Institutions commenced.
- Installation works under Spanish funded programme targeting 380 institutions in the next 12 months commenced.
- 72 public institutions were installed with solar PV system

***(d) Connectivity Fee/Standard Policy***

- GOK already subsidized connectivity Fee.
- Kshs.2.7billion was set aside to subsidize connection to customers.
- GOK is in process of paying the second tranche of Kshs.2.7billion to subsidize more customers while awaiting the finalization of the last mile connectivity project
- Connection study to confirm actual cost was finalized.

***(e) Power Transmission and Distribution Lines***

During the 2013-14 financial year, 341km of the following lines was completed and energized:

- 67 Kms-132 Kv Kilimambogo-Thuka-Githamb0 transmission line constructed.
- 40 Kms-132 Kv Thika-Kiganjo transmission lines constructed.

**MINISTRY OF ENERGY AND PETROLEUM**  
**Reports and Financial Statements**  
**For the year ended June 30, 2014 (Kshs)**

---

- 234 out of 328 Km-220 Kv Rabai-Malindi-Garsen-Lamu constructed and energized to Garsen.
- Construction of the remaining Rabai Malindi-Garsen-Lamu section (94.5 km) between Garsen and Lamu was completed but not energized due to insecurity challenges.
- Contractor was mobilized for Lessos-Tororo-Kampala-Kigali line.
- Valuation of land and structures on the 612 kms-400Kv Ethiopia-Kenya interconnector was completed and payments for the same are on-going. Procurement of EPC contractor for the line finalized.
- A total of 17,666 Kms of distribution lines were constructed. These covers new High Voltage, Medium Voltage and Low Voltage lines completed. The high actual result arises from inclusion of LV lines for new customer connectivity that is largely being funded by KPLC due to below cost connection charges.

*(f) Petroleum Energy Development*

- i. Mombasa Single Buoy Moring and 85,000 MT tank-farm
- ii. The National Oil Corporation of Kenya (NOCK) has completed a feasibility study for Mombasa Single Buoy Moring and 85,000 MT tank-farm. The project will require dredging to a minimum depth of 13 metres at Dongo Kundu and Changamwe to enable berthing of LPG large cargos, as small cargos will be more expensive to import.
- iii. Lokichar- Lamu integrated Pipeline Project
- iv. Concept paper was prepared
- v. Expression of Interest (EOI) was floated.
- vi. Petroleum Exploration: The Ministry continued to monitor, supervise and reported on the following results of oil and gas activities in the country:
  - Out of 46 blocks, 41 are licensed to 22 international oil companies.
  - 7 wells were drilled by Tullow Oil Company with 100% oil discovery.
  - A total of 724 line kilometers of 2D seismic data was acquired by Rift Energy in Block L19 and completed in mid June, 2014;
  - A total of 345 line kilometers of 2D seismic data was acquired by Tullow Oil in block 12B. This was completed on 15<sup>th</sup> June 2014.
  - A total of 305 line kilometers of 2D seismic data was acquired in block 14T by National Oil/JOGMEC. The acquisition process was completed on 9<sup>th</sup> May, 2014.

Other progress made in oil and gas drilling and exploration wells includes;

BLOCK L10A.

Sunbird-1 well

Sunbird-1 well was spud on 4<sup>th</sup> January, 2014. The well is situated in offshore Block L10A within the Lamu Basin. It was drilled to a total depth of 2850m. In the mean time, some minor discovery of oil and gas has been intercepted in the well. Further evaluation will be carried out to determine the ultimate hydrocarbon prospectively of Block L10A and chart the best way forward.

BLOCK 9.

Bahasi-1 well

The well was spud in October 2013. It is situated in Block 9 and is operated by Africa Oil. It was drilled to a total depth of 2900m. It encountered metamorphic basement at 2850m. A thick section of Tertiary and Cretaceous interbedded sands and shales

**MINISTRY OF ENERGY AND PETROLEUM**  
**Reports and Financial Statements**  
**For the year ended June 30, 2014 (Kshs)**

---

were encountered with only minor shows of gas throughout the section. The well was plugged and abandoned.

Sala-1 well

Sala-1 well was spud on 21<sup>st</sup> February, 2014. The well is situated in Block 9 within the Anza Graben. The well was drilled to a total depth of 3030m and it was finished on 5<sup>th</sup> May, 2014. Significant occurrences of oil and gases ranging from C1, C2, C3, C4 and C5 were encountered in different horizons with the final results expected after the analysis is finished.

**BLOCK 10BB**

Etuko-well

Etuko well was spud on 11<sup>th</sup> May, 2013. It was drilled to a total depth of 3,100m. It encountered approximately 45 m of net pay thickness in shallower Auwerwer (Upper Lokhone Sandstone) reservoir and 50m of potential net pay in Lower Lokhone Sandstone. The well was drilled in Block 10BB.

Etuko prospect is the first test of the basins Flank Play in the eastern part of the basin.

Amosing-1 well

Amosing-1 well was spud on 5<sup>th</sup> January, 2014. It was drilled to a total depth of 2101m. It encountered a potential net pay zone of 160m to 200m. It is located in Block 10BB, 7km South-West of Ngamia-1 well. The net pay in Amosing Well significantly exceeds pre-drill expectations.

Ewoi-1 well

Ewoi-1 well was spud on 28<sup>th</sup> December, 2013. It is located in Block 10BB. Ewoi-1 well encountered potential net pay thickness of 20m to 80m. This discovery continues to de-risk the basin Flank Play that was opened by Etuko-1.

Ekunyuk 1 well

Ekunyuk 1 well was spud on 11<sup>th</sup> April, 2014. The well is situated in Block 10BB within the Tertiary Basin. It was drilled to a total depth of 1806m and was finished on 2<sup>nd</sup> May, 2014. This was a discovery well and had oil net pay of five (5) meters improving the prospectivity of the Lokichar Sub- Basin.

**BLOCK 13T**

Ekales-well

Ekales well was spud on 22<sup>nd</sup> July, 2013. It is located in Block 13T. It was drilled to a total depth of 1454 m. It encountered net pay zone of 60m to 100m in the Upper Lokhone Sandstone reservoirs. Future Drill Stem Testing (DST) aims to confirm productivity of these zones.

Agete-1 well

The well was spud on 26<sup>th</sup> September, 2013. It is in Block 13T. It was drilled to a total depth of 1930m. It encountered moveable oil with an estimated 100m of net oil pay in good quality sandstone reservoirs.

Ngamia-2 well

Ngamia-2 well was spud on 8<sup>th</sup> April, 2014. The well is situated in Block 13T within

## MINISTRY OF ENERGY AND PETROLEUM

### Reports and Financial Statements

For the year ended June 30, 2014 (Kshs)

---

the Tertiary Basin. It was drilled to a total depth of 1923m and was finished on 22<sup>nd</sup> May, 2014. This was a discovery well and had oil net pay of thirty nine (39) m improving the prospectivity of the Lokichar Sub- Basin even further.

#### *(g) Ensure availability of LPG in the market*

- i. Operations of the Common user LPG import handling and storage facility in Miritini, Mombasa continued to be monitored so as to ensure prudent use of the facility.
- ii. Tender terms and conditions and thru-put agreements are ready and are awaiting signing by the relevant OMCs once the thru-put tariff is agreed upon
- iii. Various meetings to discuss the thru-put tariff to be levied on LPG ex-AGOL terminal were done.
- iv. A letter was addressed to AGOL to expedite on the thru-put tariff to be levied on LPG ex-AGOL terminal so as to pave way for the organized LPG imports through the Open Tender System.

#### **Emerging Issues**

Some of the emerging issues among others include:

- (a) Access to and acquisition of land: Difficulty in the acquisition of sites, way leaves, rights of way and easements to facilitate energy infrastructure development is an impediment to fast tracking the improvement and upgrading of the energy systems.
- (b) Absence of a Resettlement Action Plan (RAPs) Framework: Currently, all projects receiving support by World Bank or IFC are required to develop RAPs.
- (c) High resource development risks.
- (d) Inadequate and obsolete institutional, legal and regulatory framework for management of renewable energy resources.
- (e) High cost of financing energy infrastructure projects.
- (f) Lack of adequate port facilities for handling cheaper energy resources including coal and natural gas to support power generation.
- (g) Disjointed legal and regulatory frameworks governing operation of government institutions that impact the operations of institutions within the energy sector.
- (h) Inadequate structures and systems for integrated energy planning and monitoring of the implementation of planned projects.
- (i) Inadequate capacity to carry out integrated energy planning.
- (j) Delays in project implementation due to cumbersome procurement process, financing challenges, court action and poor governance.
- (k) Underdeveloped road and railway transportation system.

#### **Challenges and Way forward**

##### *(a) Electrical Energy Generation from New and Renewable Energy Resources*

- i. Inadequate skills in renewable energy technologies, i.e. installation, post installation operation and maintenance service.
- ii. Low uptake of solar home systems.

## MINISTRY OF ENERGY AND PETROLEUM

### Reports and Financial Statements

For the year ended June 30, 2014 (Kshs)

---

- iii. Inadequate wind regime data.
- iv. Inadequate wind energy industry standards due to fast changing technologies and enhanced capacities of turbines.
- v. Lack of legal, institutional framework data and information for exploitation of municipal solid waste.

#### *(b) Power Transmission and Distribution*

- i. Weak and ageing transmission and distribution network leading to frequent supply interruptions and high system losses.
- ii. Vandalism of electric power infrastructure.
- iii. Inadequate local technical skills especially in HVDC Current systems.
- iv. High electricity connection charges end-user electricity tariffs including standing charges.
- v. High operating costs of grids in some low population density rural areas.

#### *(c) Fossil Fuels*

- i. High price volatility of imports of petroleum products.
- ii. Lack of legal and regulatory framework in coal exploration and development.
- iii. Exploration and production of fossil energy sources is high capital intensive and high failure risk.
- iv. Inadequate infrastructure to support discovery and development of fossil energy sources.
- v. Weaknesses in the Petroleum (Exploration and Production) Act, Cap 308 and Model Production Sharing Contract (PSC).
- vi. Limited coal reserve data due to low intensity of exploration.
- vii. Lack of a special purpose vehicle to spearhead exploration, assessment and development of coal resources.
- viii. Inadequate technical capacity for coal mid and downstream activities.

#### *(d) Energy Financing, Pricing and Socio-Economic Issues*

- i. Inadequate funding for the energy sector.
- ii. Foreign exchange fluctuations.
- iii. Inadequate promotion of local content in energy technologies.

#### **The way forward**

To address the implementation challenges highlighted above, the following measures should be considered:

- (a) Increased budgetary support for energy sector to promote geothermal resources assessment, oil and gas exploration activities, transmission capacity enhancement and rural electrification expansion.
- (b) Promote public private partnerships in the energy sector. This will increase

## MINISTRY OF ENERGY AND PETROLEUM

### Reports and Financial Statements

For the year ended June 30, 2014 (Kshs)

---

investments in the sector since the government the budgetary allocations of the sector is inadequate.

- (c) Diversification of the electrical energy generation mix by finding other commercially viable alternative sources of energy to reduce dependence on hydropower and thermal energy.
- (d) Expansion of decentralized, renewable off-grid energy systems, especially solar power, with consideration for input subsidies to offset the high installation costs.
- (e) Deliberate interventions in the energy market through fiscal incentives (taxes, duties, levies) and non-fiscal incentives (subsidies, fees, guarantees, credits)
- (f) Consensus building and mutual understanding among stakeholders are crucial to energy development, because of the interlocking technical, environment, social, political, economic, and financial dimensions and the risks involved. This will include involvement of communities, members of parliament and local leaders to sensitize communities on importance of granting free way leaves.
- (g) Adequate groundwork must be prepared, in the form of in-depth technical, environmental, social, economic and financial studies, and dialogue on the findings since energy development projects invariably involve long lead times before implementation can begin in earnest.
- (h) Need to create adequate and effective human capacity for projects identification, planning and execution to enhance donor funding absorptive capacity. This can be achieved by partnering with institutions of higher learning to provide graduates with necessary skills for the sector. The government can also partner with other states to promote technology transfer in specialized field such as nuclear, oil and gas exploration, geothermal resources exploitation among others. Develop private sector capacity in construction and maintenance of bio-digesters for successful adaptation of the technology.
- (i) Strengthening performance monitoring, accountability and project/program planning systems, i.e. to improve governance and productivity of resources.
- (j) Reducing levels of bureaucracy in the funds flow process, when processing withdrawal applications, to speed up disbursement from donors.
- (k) Periodic review of feed-in-tariffs for power generation.
- (l) Limiting maximum periods of negotiations with investors and approval of energy production contracts.
- (m) Support research and development on the new and renewable sources of energy. This will cushion the government on over reliance on hydropower.

Finally, I urge all the stakeholders to collaborate in the implementation of the various energy sector strategies and plans with a view to delivering, on a sustainable basis, affordable quality energy for all Kenyans.



---

Davis Chirchir

# MINISTRY OF ENERGY AND PETROLEUM

## Reports and Financial Statements

For the year ended June 30, 2014 (Kshs)

---

### III. STATEMENT OF MINISTRY'S MANAGEMENT RESPONSIBILITIES

Section 81 (1) of the Public Finance Management Act, 2012 requires that, at the end of each financial year, the accounting officer for a Ministry of Energy and Petroleum shall prepare financial statements in respect of that entity. Section 81 (3) requires the financial statements so prepared to be in a form that complies with relevant accounting standards as prescribed the Public Sector Accounting Standards Board of Kenya from time to time.


The Accounting Officer in charge of the Ministry of Energy and petroleum is responsible for the preparation and presentation of the ministry's financial statements, which give a true and fair view of the state of affairs of the ministry for and as at the end of the financial year (period) ended on June 30, 2014. This responsibility includes: (i) maintaining adequate financial management arrangements and ensuring that these continue to be effective throughout the reporting period; (ii) maintaining proper accounting records, which disclose with reasonable accuracy at any time the financial position of the ministry; (iii) designing, implementing and maintaining internal controls relevant to the preparation and fair presentation of the financial statements, and ensuring that they are free from material misstatements, whether due to error or fraud; (iv) safeguarding the assets of the ministry; (v) selecting and applying appropriate accounting policies; and (vi) making accounting estimates that are reasonable in the circumstances.

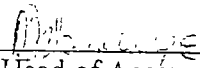
The Accounting Officer in charge of the Ministry of Energy and Petroleum accepts responsibility for the ministry's financial statements, which have been prepared on the Cash Basis Method of Financial Reporting, using appropriate accounting policies in accordance with International Public Sector Accounting Standards (IPSAS). The Accounting Officer is of the opinion that the Ministry's financial statements give a true and fair view of the state of Ministry's transactions during the financial year ended June 30, 2014, and of the Ministry's financial position as at that date. The Accounting Officer charge of the Ministry of Energy and Petroleum further confirms the completeness of the accounting records maintained for the Ministry, which have been relied upon in the preparation of the Ministry's financial statements as well as the adequacy of the systems of internal financial control.

The Accounting Officer in charge of the Ministry of Energy and Petroleum confirms that the entity has complied fully with applicable Government Regulations and the terms of external financing covenants (where applicable), and that the entity's funds received during the year under audit were used for the eligible purposes for which they were intended and were properly accounted for. Further the Accounting Officer confirms that the Ministry's financial statements have been prepared in a form that complies with relevant accounting standards prescribed by the Public Sector Accounting Standards Board of Kenya.

#### Approval of the financial statements

The Ministry of Energy and Petroleum financial statements were approved and signed by the Accounting Officer on 28/11 2014.

  
\_\_\_\_\_  
Principal Secretary

  
\_\_\_\_\_  
Head of Accounting Unit

# MINISTRY OF ENERGY AND PETROLEUM

## Reports and Financial Statements

For the year ended June 30, 2014 (Kshs)

---

### IV. REPORT OF THE AUDITOR GENERAL ON THE MINISTRY OF ENERGY AND PETROLEUM

We have audited the accompanying (consolidated) financial statements of Ministry of Energy and Petroleum for the year ended June 30, 2014, which comprise: (i) a statement of receipts and payments; (ii) a statement of financial assets and liabilities; (iii) a statement of comparative budget and actual amounts; (iv) a statement of pending bills as at June 30, 2014; and (v) a summary of significant accounting policies and other explanatory information.

#### Management's responsibility for the financial statements

The Ministry of Energy and Petroleum Management is responsible for the preparation and fair presentation of the financial statements in accordance with International Public Sector Accounting Standards, and for such internal control as the management determines is necessary to enable the preparation of financial statements that are free from material misstatement, whether due to fraud or error.

#### Auditors' responsibility

Our responsibility is to express an opinion on the financial statements based on our audit. We conducted our audit in accordance with the International Standards on Auditing. Those standards require that we comply with ethical requirements and plan and perform the audit to obtain reasonable assurance about whether the financial statements are free from material misstatement.

An audit involves performing procedures to obtain audit evidence about the amounts and disclosures in the financial statements. The procedures selected depend on the auditors' judgement, including the assessment of the risks of material misstatement of the financial statements, whether due to fraud or error. In making those risk assessments, the auditor considers internal control relevant to the Ministry of Energy and Petroleum's preparation and fair presentation of the financial statements in order to design audit procedures that are appropriate in the circumstances, but not for the purpose of expressing an opinion on the effectiveness of the entity's internal control. An audit also includes evaluating the appropriateness of accounting policies used and the reasonableness of accounting estimates made by management, as well as evaluating the overall presentation of the financial statements. We believe that the audit evidence we have obtained is sufficient and appropriate to provide a basis for our audit opinion.

#### Opinion

In our opinion, the accompanying financial statements present fairly, in all material respects, the financial position of the Ministry of Energy and Petroleum as at June 30, 2014, and its receipts and payments, as well as cash flows for the year then ended in accordance with International Public Sector Accounting Standards.

\_\_\_\_\_  
Auditor General

\_\_\_\_\_  
Date


**MINISTRY OF ENERGY AND PETROLEUM**  
**Reports and Financial Statements**  
**For the year ended June 30, 2014 (Kshs)**

**V. STATEMENT OF RECEIPTS AND PAYMENTS**

	Note	2013-2014 Kshs	2012-2013 Kshs
<b>RECEIPTS</b>			
Tax Receipts	1	3,244,307,597	3,047,726,508
Proceeds from Domestic and Foreign Grants	2	25,680,865,252	31,325,820,108
Exchequer releases	3	24,996,986,031	20,719,918,190
Proceeds from Domestic Borrowings	4	-	49,951,027
Domestic Currency and Domestic Deposits	5	1,584,986,584	2,074,027,366
Proceeds from Foreign Borrowings	6	2,315,867,414	19,681,348
Proceeds from Sale of Assets	7	2,892,751	3,152,569
Other Receipts	8	722,584,050	2,552,660,204
<b>TOTAL RECEIPTS</b>		<b>58,548,489,679</b>	<b>59,792,937,320</b>
<b>PAYMENTS</b>			
Compensation of Employees	9	240,077,389	266,160,205
Use of goods and services	10	580,580,839	607,849,484
Transfers to Other Government Units	11	21,058,145,189	15,761,743,042
Social Security Benefits	12	-	8,696,931
Acquisition of Assets	13	31,836,498,098	35,855,782,258
Repayments of Deposits	14	1,595,399,331	2,071,579,114
Other Payments	15	1,292,080,602	2,382,500,000
<b>TOTAL PAYMENTS</b>		<b>56,602,781,448</b>	<b>56,954,311,034</b>
<b>SURPLUS</b>		<b>1,945,708,231</b>	<b>2,838,626,286</b>

The accounting policies and explanatory notes to these financial statements form an integral part of the financial statements.

The Ministry's revised financial statements were approved on \_\_\_\_\_ 2014 and signed by:



Principal Secretary

Head of Accounting Unit

MINISTRY OF ENERGY AND PETROLEUM  
 Reports and Financial Statements  
 For the year ended June 30, 2014 (Kshs)

VI. STATEMENT OF ASSETS

	Note	2013-2014 Kshs	2012-2013 Kshs
<b>FINANCIAL ASSETS</b>			
<b>Cash and Cash Equivalents</b>			
Bank Balances	16A	59,888,180	1,788,123,665
Cash Balances	16B	172,083	233,151
Outstanding Imprests	16C	14,682,001	282,643
District Suspense	16D	11,548,767	155,395
Advances	16D	1,843,838	7,281
<b>TOTAL FINANCIAL ASSETS</b>		<b>88,134,869</b>	<b>1,788,802,135</b>


REPRESENTED BY

Fund Balance B/Fwd	17	1,788,802,135	1,320,027,627
Surplus for the Year		1,945,708,231	2,838,626,286
Suspense Account	18	(2,318,327,767)	(2,369,851,778)
Prior Year Adjustments	19	(1,328,047,730)	-
<b>NET FINANCIAL POSITION</b>		<b>88,134,869</b>	<b>1,788,802,135</b>

The accounting policies and explanatory notes to these financial statements form an integral part of the financial statements.

The Ministry's revised financial statements were approved on 23/11 2014 and signed by:

  
 \_\_\_\_\_  
 Principal Secretary

  
 \_\_\_\_\_  
 Head of Accounting Unit


VII. STATEMENT OF CASHFLOW


**MINISTRY OF ENERGY AND PETROLEUM**  
**Reports and Financial Statements**  
**For the year ended June 30, 2014 (Kshs)**

	Note	2013-2014 Kshs	2012-2013 Kshs
<b>CASH FLOW FROM OPERATING ACTIVITIES</b>			
<b>Cash Receipts for Operating Income</b>			
Tax Receipts	1	3,244,307,597	3,047,726,508
Proceeds from Domestic and Foreign Grants	2	25,680,865,252	31,325,820,108
Exchequer releases	3	24,996,986,031	20,719,918,190
Other Receipts	8	722,584,050	2,552,660,204
<b>Payments for operating expenses</b>			
Compensation of Employees	9	(240,077,389)	(266,160,205)
Use of goods and services	10	(580,580,839)	(607,849,484)
Transfers to Other Government Units	11	(21,058,145,189)	(15,761,743,042)
Social Security Benefits	12	-	(8,696,931)
Other Payments	15	(1,292,080,602)	(2,382,500,000)
<b>Adjustment for:</b>			
Suspense Account	18	(2,318,327,767)	(2,369,851,778)
Prior Year Adjustments	19	(1,328,047,730)	-
<b>Net cash flow from operating activities</b>		<b>27,827,483,414</b>	<b>36,249,323,570</b>
<b>CASH FLOW FROM INVESTING ACTIVITIES</b>			
Proceeds from Sale of Assets	7	2,892,751	3,152,569
Acquisition of Assets	13	(31,836,498,098)	(35,855,782,258)
<b>Net cash flow from investing activities</b>		<b>(31,833,605,347)</b>	<b>(35,852,629,689)</b>
<b>CASH FLOW FROM BORROWING ACTIVITIES</b>			
Proceeds from Domestic Borrowings	4	-	49,951,027
Domestic Currency and Domestic Deposits	5	1,584,986,584	2,074,027,366
Proceeds from Foreign Borrowings	6	2,315,867,414	19,681,348
Repayments of Deposits	14	(1,595,399,331)	(2,071,579,114)
<b>Net cash flow from borrowing activities</b>		<b>2,305,454,667</b>	<b>72,080,627</b>
<b>NET INCREASE (DECREASE) IN CASH AND CASH EQUIVALENT</b>		<b>(1,700,667,266)</b>	<b>468,774,508</b>
<b>Cash and cash equivalent at BEGINNING of the year</b>	17	<b>1,788,802,135</b>	<b>1,320,027,627</b>
<b>Cash and cash equivalent at END of the year</b>	16	<b>88,134,869</b>	<b>1,788,802,135</b>

The accounting policies and explanatory notes to these financial statements form an integral part of the financial statements.

The Ministry's revised financial statements were approved on 28/11/14 2014 and signed by:

  
 \_\_\_\_\_  
 Principal Secretary

  
 \_\_\_\_\_  
 Head of Accounting Unit

III. SUMMARY STATEMENT OF APPROPRIATION: RECURRENT, DEVELOPMENT AND DEPOSITS COMBINED

Revenue/Expense Item	Original Budget a	Adjustments b	Final Budget c=a+b	Actual on Comparable Basis d	Budget Utilisation Difference e=c-d	% of Utilisation f=d/c %
<b>RECEIPTS</b>						
Tax Receipts - AIA	3,398,538,000	-	3,398,538,000	3,244,307,597	154,230,403	95.5
Proceeds from Domestic and Foreign Grants - AIA	56,524,440,522	(17,766,946,921)	38,757,493,601	25,680,865,252	13,076,628,349	66.3
Exchequer releases	18,510,117,394	10,027,701,156	28,537,818,550	24,996,986,031	3,540,832,519	87.6
Domestic Currency and Domestic Deposits	-	-	-	1,584,986,584	(1,584,986,584)	
Proceeds from Foreign Borrowings - AIA	50,000,000	1,585,500,000	1,635,500,000	2,315,867,414	(680,367,414)	141.6
Proceeds from Sale of Assets - AIA	3,580,000	-	3,580,000	2,892,751	687,249	80.8
Other Receipts AIA	1,310,426,000	20,000,000	1,330,426,000	722,584,050	607,841,950	54.3
<b>TOTAL RECEIPTS</b>	<b>79,797,101,916</b>	<b>(6,133,745,765)</b>	<b>73,663,356,151</b>	<b>58,548,489,679</b>	<b>15,114,866,472</b>	<b>79.5</b>
<b>PAYMENTS</b>						
Compensation of Employees	305,709,736	(17,746,589)	287,963,147	240,077,389	47,885,758	83.4
Use of goods and services	675,814,583	20,000,000	695,814,583	580,580,839	115,233,744	83.4
Transfers to Other Government Units	12,557,262,500	10,055,000,000	22,612,262,500	21,058,145,189	1,554,117,311	93.1
Social Security Benefits	4,200,000	2,191,231	6,391,231	-	6,391,231	-
Acquisition of Assets	64,734,115,097	(16,081,190,407)	48,652,924,690	31,836,498,098	16,816,426,592	65.4
Repayments of Deposits	-	-	-	1,595,399,331	(1,595,399,331)	
Other Payments	1,520,000,000	(112,000,000)	1,408,000,000	1,292,080,602	115,919,398	91.8
<b>TOTAL PAYMENTS</b>	<b>79,797,101,916</b>	<b>(6,133,745,765)</b>	<b>73,663,356,151</b>	<b>56,602,781,448</b>	<b>17,060,574,703</b>	<b>76.8</b>

Note: The over-receipt of Proceeds from Foreign Borrowings of 142% of budget arose because donor funds were realised as and when invoices were submitted by the contractors. The invoice amounts exceeded budget amount by Kshs.680,367,414 which will be regularized in the subsequent budget estimates.

The Ministry's revised financial statements were approved on 28th 2014 and signed by:

Principal Secretary

Maureen  
Head of Accounting Unit

**Reports and Financial Statements  
For the year ended June 30, 2014 (Kshs)**

**X. SUMMARY STATEMENT OF APPROPRIATION: RECURRENT**

Revenue/Expense Item	Original Budget a	Adjustments b	Final Budget c=a+b	Actual on Comparable Basis d	Budget Utilisation Difference e=c-d	% of Utilisation f=d/c %
<b>RECEIPTS</b>						
Tax Receipts - AIA	-	-	-	-	-	
Proceeds from Domestic and Foreign Grants - AIA	-	-	-	-	-	
Exchequer releases	2,144,353,594	(45,555,358)	2,098,798,236	2,096,000,000	2,798,236	100.00
Proceeds from Foreign Borrowings - AIA	-	-	-	-	-	
Proceeds from Sale of Assets - AIA	3,580,000	-	3,580,000	2,892,751	687,249	81.00
Other Receipts AIA	252,420,000	-	252,420,000	127,000,000	125,420,000	50.00
<b>TOTAL RECEIPTS</b>	<b>2,400,353,594</b>	<b>(45,555,358)</b>	<b>2,354,798,236</b>	<b>2,225,892,751</b>	<b>128,905,485</b>	<b>95.00</b>
<b>PAYMENTS</b>						
Compensation of Employees	296,209,736	(17,746,589)	278,463,147	238,268,551	40,194,596	86.00
Use of goods and services	188,408,858	-	188,408,858	148,003,153	40,405,705	79.00
Transfers to Other Government Units	1,903,500,000	(30,000,000)	1,873,500,000	1,439,250,000	434,250,000	77.00
Social Security Benefits	4,200,000	2,191,231	6,391,231	-	6,391,231	-
Acquisition of Assets	8,035,000	-	8,035,000	4,314,077	3,720,923	54.00
Other Payments	-	-	-	-	-	
<b>TOTAL PAYMENTS</b>	<b>2,400,353,594</b>	<b>(45,555,358)</b>	<b>2,354,798,236</b>	<b>1,829,835,781</b>	<b>524,962,455</b>	<b>78.00</b>

The Ministry's revised financial statements were approved on 28/11/2014 2014 and signed by:

*[Signature]*

Principal Secretary

*[Signature]*

Head of Accounting Unit

**MINISTRY OF ENERGY AND PETROLEUM**  
**Reports and Financial Statements**  
**For the year ended June 30, 2014 (Kshs)**

**X. SUMMARY STATEMENT OF APPROPRIATION: DEVELOPMENT**

Revenue/Expense Item	Original Budget a	Adjustments b	Final Budget c=a+b	Actual on Comparable Basis d	Budget Utilisation Difference e=c-d	% of Utilisation f=d/c %
<b>RECEIPTS</b>						
Tax Receipts - AIA	3,398,538,000	-	3,398,538,000	3,244,307,597	154,230,403	95.5
Proceeds from Domestic and Foreign Grants - AIA	56,524,440,522	(17,766,946,921)	38,757,493,601	25,680,865,252	13,076,628,349	66.3
Exchequer releases	16,365,763,800	10,073,256,514	26,439,020,314	22,900,986,031	3,538,034,283	86.6
Proceeds from Foreign Borrowings - AIA	50,000,000	1,585,500,000	1,635,500,000	2,315,867,414	(680,367,414)	141.6
Proceeds from Sale of Assets - AIA	-	-	-	-	-	-
Other Receipts AIA	1,058,006,000	20,000,000	1,078,006,000	595,584,050	482,421,950	55.2
<b>TOTAL RECEIPTS</b>	<b>77,396,748,322</b>	<b>(6,088,190,407)</b>	<b>71,308,557,915</b>	<b>54,737,610,344</b>	<b>16,570,947,571</b>	<b>76.8</b>
<b>PAYMENTS</b>						
Compensation of Employees	9,500,000	-	9,500,000	1,808,838	7,691,162	19.0
Use of goods and services	487,405,725	20,000,000	507,405,725	432,577,686	74,828,039	85.3
Transfers to Other Government Units	10,653,762,500	10,085,000,000	20,738,762,500	19,618,895,189	1,119,867,311	94.6
Social Security Benefits	-	-	-	-	-	-
Acquisition of Assets	64,726,080,097	(16,081,190,407)	48,644,889,690	31,832,184,021	16,812,705,669	65.4
Other Payments	1,520,000,000	(112,000,000)	1,408,000,000	1,292,080,602	115,919,398	91.8
<b>TOTAL PAYMENTS</b>	<b>77,396,748,322</b>	<b>(6,088,190,407)</b>	<b>71,308,557,915</b>	<b>53,177,546,336</b>	<b>18,131,011,579</b>	<b>74.6</b>

The Ministry's revised financial statements were approved on 28/11 2014 and signed by:

*[Signature]*

*[Signature]*  
Head of Accounting/Unit

Principal Secretary

**MINISTRY OF ENERGY AND PETROLEUM**  
**Reports and Financial Statements**  
**For the year ended June 30, 2014 (Kshs)**

---


**XI. SUMMARY STATEMENT OF PROVISIONINGS**

- Details of General Account of Vote

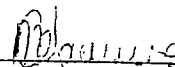
	<b>2013 - 2014</b>	<b>2012 - 2013</b>
	<b>Kshs</b>	<b>Kshs</b>
GAV Provisioning Account balance	17,788,184,218	12,291,230,719
	<u>17,788,184,218</u>	<u>12,291,230,719</u>

- Details of General Account of Vote

	<b>2013 - 2014</b>	<b>2012 - 2013</b>
	<b>Kshs</b>	<b>Kshs</b>
Exchequer Provisioning Account balance	13,898,359,898	10,357,527,379
	<u>13,898,359,898</u>	<u>10,357,527,379</u>



Principal Secretary



Head of Accounting Unit

## **XII. SIGNIFICANT ACCOUNTING POLICIES**

The principle accounting policies adopted in the preparation of these financial statements are set out below:

### **1. Statement of compliance and basis of preparation**

The financial statements have been prepared in accordance with and comply with International Public Sector Accounting Standards (IPSAS) with particular emphasis on Cash Basis Financial Reporting under the Cash Basis of Accounting. The financial statements comply with and conform to the form of presentation prescribed by the Public Sector Accounting Standards Board of Kenya.

The financial statements are presented in Kenya Shillings, which is the functional and reporting currency of the Ministry of Energy and Petroleum reporting currency and all values are rounded to the nearest one Shilling. The accounting policies adopted have been consistently applied to all the years presented.

The financial statements have been prepared on the cash basis following the Government's standard chart of accounts. The cash basis of accounting recognises transactions and events only when cash is received or paid by the Ministry.

### **2. Recognition of revenue and expenses**

The Ministry of Energy and Petroleum recognises all revenues from the various sources when the event occurs and the related cash has actually been received by the Ministry. In addition, the Ministry recognises all expenses when the event occurs and the related cash has actually been paid out by the Ministry.

### **3. In-kind contributions**

In-kind contributions are donations that are made to the Ministry in the form of actual goods and/or services rather than in money or cash terms. These donations may include vehicles, equipment or personnel services. Where the financial value received for in-kind contributions can be reliably determined, the Ministry includes such value in the statement of receipts and payments both as revenue and as an expense in equal and opposite amounts; otherwise, the contribution is not recorded.

### **4. Cash and cash equivalents**

Cash and cash equivalents comprise cash on hand and cash at bank, short-term deposits on call and highly liquid investments with an original maturity of three months or less, which are readily convertible to known amounts of cash and are subject to insignificant risk of changes in value. Bank account balances include amounts held at the Central Bank of Kenya and at various commercial banks at the end of the financial year. For the purposes of these financial statements, cash and cash equivalents also include short term cash imprests and advances to authorised public officers and/or institutions which were not surrendered or accounted for at the end of the financial year.

## **MINISTRY OF ENERGY AND PETROLEUM**

### **Reports and Financial Statements**

**For the year ended June 30, 2014 (Kshs)**

---

#### **SIGNIFICANT ACCOUNTING POLICIES (Continued)**

##### **5. Pending bills**

Pending bills consist of unpaid liabilities at the end of the financial year arising from contracted goods or services during the year or in past years. As pending bills do not involve the payment of cash in the reporting period, they recorded as 'memorandum' or 'off-balance' items to provide a sense of the overall net cash position of the Ministry at the end of the year. When the pending bills are finally settled, such payments are included in the statement of receipts and payments in the year in which the payments are made.

##### **6. Budget**

The budget is developed on the same accounting basis (cash basis), the same accounts classification basis, and for the same period as the financial statements. The Ministry of Energy and Petroleum budget was approved as required by Law and as detailed in the Government of Kenya Budget Printed Estimates. A high-level assessment of the Ministry's actual performance against the comparable budget for the financial year under review has been included in an annex to these financial statements.

##### **7. Comparative figures**

Where necessary comparative figures for the previous financial year have been amended or reconfigured to conform to the required changes in presentation.

##### **8. Subsequent events**

There have been no events subsequent to the financial year end with a significant impact on the financial statements for the year ended June 30, 2014.

MINISTRY OF ENERGY AND PETROLEUM  
 Reports and Financial Statements  
 For the year ended June 30, 2014 (Kshs)

XIII. NOTES TO THE FINANCIAL STATEMENTS

1. TAX RECEIPTS

	2013 - 2014 Kshs	2012 - 2013 Kshs
5% REP Levy and Petroleum Development Levy	3 244 307 597	3,047 726 508
<b>Total</b>	<b>3 244 307 597</b>	<b>3,047 726 508</b>

2. PROCEEDS FROM DOMESTIC AND FOREIGN GRANTS

Name of Donor	2013 - 2014 Kshs	2012 - 2013 Kshs
<b>Grants Received from Multilateral Donors (International Organisations)</b>		
(AFD FRANCE)	708,820,402	12,846,678,163
(BELGIUM, AFD/ADF, EXIM INDIA, ADB ,JICA & CHINA)	7,370,871,733	8,131,481,398
CHINA EXIM BANK	13,320,665,208	5,736,920,194
EIB, AFD, ADF/ADB	1,946,632,169	3,956,211,176
SPAIN	62,190,171	194,747,605
SAUDI, IDA,BADEA,OPEC	-	459,781,572
IDA	2,271,685,569	-
<b>Total</b>	<b>25,680,865,252</b>	<b>31,325,820,108</b>

3. EXCHQUER RELEASES

	2013 - 2014 Kshs	2012 - 2013 Kshs
Total Exchequer Releases for quarter 1	4,299,393,160	5,402,234,900
Total Exchequer Releases for quarter 2	6,322,061,246	2,790,130,175
Total Exchequer Releases for quarter 3	7,037,191,705	5,722,221,490
Total Exchequer Releases for quarter 4	7,338,339,920	6,805,331,625
<b>Total</b>	<b>24,996,986,031</b>	<b>20,719,918,190</b>

4. PROCEEDS FROM DOMESTIC BORROWINGS

	2013 - 2014 Kshs	2012 - 2013 Kshs
Domestic Currency and Domestic Deposits	-	49,951,027
<b>Total</b>	<b>-</b>	<b>49,951,027</b>

NOTES TO THE FINANCIAL STATEMENTS (Continued)

**MINISTRY OF ENERGY AND PETROLEUM**  
**Reports and Financial Statements**  
**For the year ended June 30, 2014 (Kshs)**

**5. DOMESTIC CURRENCY AND DOMESTIC DEPOSITS**

See Annex 1A and Annex 1B

**6. PROCEEDS FROM FOREIGN BORROWINGS**

	<b>2013 - 2014</b>	<b>2012 - 2013</b>
	<b>Kshs</b>	<b>Kshs</b>
Grants from International Orgns.- Cash thro' Exchequer	2,044,763,414	19,681,348
Grants from International Orgns.- Treated as AIA	271,104,000	-
<b>Total</b>	<b><u>2,315,867,414</u></b>	<b><u>19,681,348</u></b>

**7. PROCEEDS FROM SALE OF ASSETS**

	<b>2013 - 2014</b>	<b>2012 - 2013</b>
	<b>Kshs</b>	<b>Kshs</b>
Receipts from Sales of Inventories, Stocks and Commodities - collected as AIA Total	2,892,751	3,152,569
<b>Total</b>	<b><u>2,892,751</u></b>	<b><u>3,152,569</u></b>

**8. OTHER RECEIPTS**

	<b>2013 - 2014</b>	<b>2012 - 2013</b>
	<b>Kshs</b>	<b>Kshs</b>
Receipts from Royalties	499,584,050	2,122,335,777
Receipts from Incidental Sales by Non-Market Establishments	223,000,000	384,000,000
Receipts not classified elsewhere collected as	-	46,324,427
<b>Total</b>	<b><u>722,584,050</u></b>	<b><u>2,552,660,204</u></b>

**9. COMPENSATION OF EMPLOYEES**

	<b>2013 - 2014</b>	<b>2012 - 2013</b>
	<b>Kshs</b>	<b>Kshs</b>
Basic Salaries - Permanent Employees	160,613,805	164,256,720
Personal Allowances paid as part of Salary	77,654,746	96,018,820
Basic Wages - Temporary Employees	4,378,187	5,884,665
Employer Contributions to Compulsory Health Insurance Schemes	(2,569,349)	-
<b>Total</b>	<b><u>240,077,389</u></b>	<b><u>266,160,205</u></b>

*NOTES TO THE FINANCIAL STATEMENTS (Continued)*

**MINISTRY OF ENERGY AND PETROLEUM**  
**Reports and Financial Statements**  
**For the year ended June 30, 2014 (Kshs)**

**10. USE OF GOODS AND SERVICES**

	<b>2013 - 2014</b>	<b>2012 - 2013</b>
	<b>Kshs</b>	<b>Kshs</b>
Utilities, supplies and services	9,383,309	3,726,665
Communication, supplies and services	12,401,970	15,008,893
Domestic travel and subsistence	11,106,952	22,227,935
Foreign travel and subsistence	14,089,302	10,584,170
Printing, advertising and information supplies & services	7,783,980	9,941,964
Rentals of produced assets	9,179,600	6,581,585
Training expenses	169,126,161	190,259,183
Hospitality supplies and services	62,759,524	84,437,904
Specialized materials and services	9,508,331	7,213,910
Office and general supplies and services	11,439,748	24,496,009
Other operating expenses	239,230,091	176,264,398
Membership Fees and Dues and Subscriptions	-	4,486,217
Routine maintenance – vehicles and other transport equipment	10,204,922	13,935,009
Routine maintenance – other assets	7,676,267	19,752,728
Fuel, oil and lubricants	6,690,682	18,132,914
<b>Total</b>	<b><u>580,580,839</u></b>	<b><u>607,049,484</u></b>

**11. TRANSFERS TO OTHER GOVERNMENT UNITS**

	<b>2013 - 2014</b>	<b>2012 - 2013</b>
<b>Description</b>	<b>Kshs</b>	<b>Kshs</b>
Kenya Energy Environmental Programme Fund	80,000,000	40,000,000
Kenya Association of Manufactures	35,000,000	30,000,000
Kenya power & Lighting Co	2,726,653,120	1,328,000,000
Kenya Electricity Transmission Company	2,945,122,974	2,798,222,222
Geothermal Development Company	5,723,898,897	5,268,111,111
Rural Electrification Authority	9,487,070,198	6,263,529,444
Energy Regulatory Commission	60,400,000	33,880,265
<b>Total</b>	<b><u>21,058,145,189</u></b>	<b><u>15,761,743,042</u></b>

**12. SOCIAL SECURITY BENEFITS**

	<b>2013 - 2014</b>	<b>2012 - 2013</b>
	<b>Kshs</b>	<b>Kshs</b>
Government pension and retirement benefits	-	8,696,931
<b>Total</b>	<b><u>-</u></b>	<b><u>8,696,931</u></b>

*NOTES TO THE FINANCIAL STATEMENTS (Continued)*

**MINISTRY OF ENERGY AND PETROLEUM**  
**Reports and Financial Statements**  
**For the year ended June 30, 2014 (Kshs)**

**13. ACQUISITION OF ASSETS**

<b>Non-Financial Assets</b>	<b>2013 - 2014</b>	<b>2012 - 2013</b>
	<b>Kshs</b>	<b>Kshs</b>
Acquisition of Land	100,000,000	14,000,000
Construction and Civil Works	27,749,452,151	32,702,055,028
Construction of Buildings	163,659,798	874,907,975
Overhaul of Vehicles & Other Transport Equipment	1,858,728	2,125,986
Purch. of Certified Seeds, Breeding Stock & Live Animals	928,488	7,726,004
Purch. of Specialised Plant, Equipment & Mach	390,591,527	135,533,903
Purchase of Office Furniture & General Equipment	-	9,634,556
Purchase of Vehicles & Other Transport Equipment	5,600,454	26,317,686
Rehabilitation of Civil Works	2,609,088,115	1,693,070,840
Research, Feasibility Studies, Project Preparation and Design,	815,318,837	390,410,280
<b>Total</b>	<b>31,836,498,098</b>	<b>35,855,782,258</b>

**14. REPAYMENTS OF DEPOSITS**

See Annex 2A and Annex 2B

**15. OTHER PAYMENTS**

	<b>2013 - 2014</b>	<b>2012 - 2013</b>
	<b>Kshs</b>	<b>Kshs</b>
Capital Transfer to Non-financial Public Enterprises – KPLC (RES)	1,072,080,602	1,750,000,000
Capital Transfer to Non-financial Public Enterprises - NOCK	220,000,000	632,500,000
<b>Total</b>	<b>1,292,080,602</b>	<b>2,382,500,000</b>

**16A: Bank Accounts**

<b>Name of Bank, Account No. &amp; currency</b>	<b>2013 - 2014</b>	<b>2012 - 2013</b>
	<b>Kshs</b>	<b>Kshs</b>
Central Bank- A/C 1000181672, A/C No 1000003626	4,452,217	153,361,551
Central Bank- A/C 100018869 ,A/C No 1000003127	3,991,071	263,173,048
Central Bank - A/C 1000182288 / A/C 1000123451	51,444,892	1,371,589,066
<b>Total</b>	<b>59,888,180</b>	<b>1,788,123,665</b>

*NOTES TO THE FINANCIAL STATEMENTS (Continued)*

**MINISTRY OF ENERGY AND PETROLEUM**  
**Reports and Financial Statements**  
**For the year ended June 30, 2014 (Kshs)**

**16B: Cash In Hand**

	<b>2013 - 2014</b>	<b>2012 - 2013</b>
	<b>Kshs</b>	<b>Kshs</b>
Headquarters- Recurrent	67,444	593
Headquarters- Development	4,208	44,324
Deposits	100,431	188,234
<b>Total</b>	<b>172,083</b>	<b>233,151</b>

**16C: Outstanding Imprests**

See Annex 3

**16D: District Suspense**

These represent un-accounted for balances of AIEs issued to Energy Centre managers

**16E: Advances**

These balances represent unrecovered salary overpayments. See Annex 4

**17. BALANCES BROUGHT FORWARD**

	<b>2013 - 2014</b>	<b>2012 - 2013</b>
	<b>Kshs</b>	<b>Kshs</b>
Bank accounts	1,788,123,665	1,319,710,417
Cash in hand	233,151	130,842
Imprest	282,643	144,614
District suspense	155,395	39,554
Advances	7,281	2,200
<b>Total</b>	<b>1,788,802,135</b>	<b>1,320,027,627</b>

**18. SUSPENSE ACCOUNT**

These account balances represent payments recorded in the cash books but not in the IFMIS generated financial statements.

**MINISTRY OF ENERGY AND PETROLEUM**  
**Reports and Financial Statements**  
**For the year ended June 30, 2014 (Kshs)**

---

**19. PRIOR YEAR ADJUSTMENTS**

	<b>2013 - 2014 Kshs</b>	<b>2012 - 2013 Kshs</b>
Bank account – Development	18,228,500	18,228,500
Bank account – Deposit (1996/97)	17,030,607	17,030,607
Bank account – Deposit	1,292,717,256	1,292,717,256
Cash in hand	71,367	71,367
.....		
.....		
	<b>1,328,047,730</b>	<b>1,328,047,730</b>
<b>Total</b>	<b>=====</b>	<b>=====</b>

These are balance which are included in the Brought Forward figure of Kshs.1,788,802,135, but are not included in the opening balances reflected in the cashbooks for 2013/2014.

NOTES TO THE FINANCIAL STATEMENTS (Continued)

20. PROGRESS ON FOLLOW UP OF AUDITOR RECOMMENDATIONS

Reference No. on the external audit Report	Issue / Observations from Auditor	Management comments	Focal Point person to resolve the issue	Status:	Timeframe:
882	<p><b>General suspense –Recurrent Vote</b></p> <p>The Statement of Assets and Liabilities for Vote R130 as at 30 June, 2013 reflects a General Suspense Account balance of Kshs.247,623,794.45 whose analysis was not availed for audit review. Consequently, the accuracy and completeness of the balance could not be confirmed</p>	<p>General suspense account Balance of Ksh. 247,623,794 has since been analysed</p>	Head of Accounting Unit	Resolved	N/A

**Reports and Financial Statements  
For the year ended June 30, 2014 (Kshs)**

883	<p><b>Construction of Ministry Headquarters</b></p> <p>On 1 April 2011, the Ministry awarded a contract for the construction of the Ministry Headquarters building to the lowest evaluated bidder at a contract sum of Kshs.1,625,917,898.. After the adjudication of subcontract works, the contract sum was varied by Kshs.163, 527,201. National Oil Corporation of Kenya (NOCK) made the payments on behalf of the Ministry However, no evidence to show that this arrangement was approved by the National Treasury was availed for audit review and funds made to NOCK exceeded the contract price by Ksh. 488,649,901.</p>	<p>(a) The project is complete and awaiting handing over from ministry of lands, housing and urban development.(b) Ksh.2, 372,083,926 has been disbursed to NOCK under phase I and II of the project. Phase I was complete and the Final Financial Appraisal prepared by Project consultants. (c) Phase II is awaiting the completion of bills of quantities for the access road. Extra disbursements to NOCK will cover any liabilities arising from future reconciliation. Ksh 612,474,702 held by NOCK will form part of 2014/2015 fiscal year budget.</p>	Head of Accounting Unit	Not resolved	To be reviewed
-----	---	---	-------------------------	--------------	----------------

884	<p><b>Disbursement of Kenya Power and Lighting Company Limited</b></p> <p>The Appropriation Account as at 30 June 2013 shows that the Ministry disbursed funds totalling Kshs.1,328,000,000.00 to Kenya Power and Lighting Company Limited during the year under Head 0006 Item 2630200: - Capital Grants to Government Agencies and other Levels of Government. However, examination of payment vouchers indicate that out of the Kshs.1,328,000,000, disbursed an amount of Kshs.309,000,000.00 was transferred to National Oil Corporation of Kenya (NOCK). It is not clear how the amount meant for KPLC was redirected to NOCK.</p>	Kshs. 309,000,000 was erroneously transferred to NOCK. Public Accounts Committee instructed the Ministry of Energy through a budget line provision to reimburse KPLC in this fiscal year.	Head of Accounting Unit	Resolved	N/A
885	<p><b>Vote D Cash at Bank</b></p> <p>The Statement of Assets and Liabilities for Vote D 130 as at 30 June 2013 reflects cash at bank balance of Kshs.244, 944,548.35 while the cash book reflects a balance of Kshs.263, 173,048.35 as at the same date. The resultant difference of Kshs.18, 228,500.00 has not been reconciled or explained.</p>	The difference of Kshs. 18,228,500 relates to a Development Exchequer notification of 25 <sup>th</sup> June 2013 this has since been posted accordingly in Cash Book.	Head of Accounting Unit	Resolved	N/A

**Reports and Financial Statements  
For the year ended June 30, 2014 (Kshs)**

886	<p><b>Account Adjustment</b></p> <p>The Statement also reflects a Suspense Account Adjustment debit balance of Kshs.1, 269,821,356.75 whose supporting analysis was not availed for audit review. Consequently, the existence and accuracy of the Suspense Account Adjustment balance of Kshs.1, 269,821,356.75 as at 30 June 2013 could not be confirmed.</p>	Kshs.1,269,821,356.75 relates to 2012/2013 and previous years has been analysed, corrected and adjusted vide J.E NO.9104, 9170 & 9059 including the long outstanding items as per the Treasury Authority ref No. AG. 3/009/VOL. (83) dated 6 <sup>th</sup> April 2010.	Head of Accounting Unit	Resolved	N/A
887	<p><b>Statement of participation by government of Kenya in Quasi –government and other statutory organizations -excess Shareholding</b></p> <p>As reported in the previous year, the Ministry continues to hold more than one share each in KENGEN and Geothermal Development Corporation contrary to the provisions of the Permanent Secretary to the Treasury (Incorporation) Act, Cap 101 as amended under Section 2 of the First Schedule to the Public Finance Management Act, 2012 which requires all Government Investments to be vested in the Principal Secretary, Treasury as a body corporate</p>	The Extra shares has been transferred to the Principal Secretary, Geothermal Development Corporation is in the process of affecting the other transfer of the 9 extra shares.	Head of Accounting Unit	Resolved	N/A

Reports and Financial Statements  
For the year ended June 30, 2014 (Kshs)

888	Failure To Change Name on Share Certificate	Anew Certificate with correct details will be effected accordingly during the Annual General Meeting of Kenya Pipeline Company.	Head of Accounting Unit	In progress	To be reviewed
	The share certificate in respect of one share with a book value of Kshs.20.00 which the Ministry holds in Kenya Pipeline Company Limited (KPC) is held in the name of a former Permanent Secretary, Ministry of Energy and Petroleum instead of the current office holder.				

Principal Secretary

*M. M. M. M.*  
Head of Accounting Unit

**MINISTRY OF ENERGY AND PETROLEUM**

**Reports and Financial Statements**

**For the year ended June 30, 2014 (Kshs)**

**ANNEX 1A –DOMESTIC CURRENCY AND DOMESTIC DEPOSITS 2013-2014**

<b>Date</b>	<b>Rec/Vou No.</b>	<b>Particulars</b>	<b>Amount (Kshs)</b>
24/07/2013	2032863	Retention- Samcon	1,032,872
24/07/2013	2032862	Retention- C. Exide	1,165,507
24/07/2013	2032851	Retention- P. Point	737,999
24/07/2013	2032860	Retention- Go Solar	1,183,040
24/07/2013	2032861	Retention- P. Point	469,846
24/07/2013	2032880	Retention- P. Option	2,016,330
24/07/2013	2032881	Retention- Gedi Cons.	92,448
24/07/2013	2032884	Retention- Pharma	261,755
24/07/2013	2032883	Retention- C. Exide	1,974,813
24/07/2013	2032882	Retention- Edimar	1,028,390
24/07/2013	2032885	Retention- Go Solar	1,410,360
24/07/2013	2032886	Retention- Go Solar	2,895,194
24/07/2013	2032886	Retention- Go Solar	3,800,619
24/07/2013	2032886	Retention- Go Solar	1,145,499
24/07/2013	2032887	Retention- P. Option	3,020,490
24/07/2013	2032887	Retention- P. Option	900,084
24/07/2013	2032891	Retention- Home Turnkey	39,300
01/07/2013	121	Ps Moep	215,216
01/07/2013	122	Ps Moep-Cb Undercast	2,934
01/07/2013	123	Ps Moep-Aie Energy Centres	68,713
01/07/2013	124	Retention- Edimar	1,130,164
01/07/2013	125	Retention- Go Solar	1,630,554
01/07/2013	126	Retention- P. Point	5,830,496
01/07/2013	127	Ps Moep-Aie Energy Centres	14,039
01/07/2013	128	Ps Moep-Aie Energy Centres	76,465
01/07/2013	129	Erc	2,000,000
01/07/2013	130	Ps Moep-Aie Energy Centres	11,750
01/07/2013	131	Ps Moep-Aie Energy Centres	21,437
01/07/2013	132	Ps Moep-Aie Energy Centres	11,870
01/07/2013	133	Ps Moep-Aie Energy Centres	11,060
01/07/2013	134	Ps Moep-Aie Energy Centres	15,510
01/07/2013	135	Ps Moep-Aie Energy Centres	21,690
01/07/2013	136	Gdc	1,800,000
24/07/2013	2032795	Peter Irika	150,000
24/07/2013	2032855	Joseph Ndogo	70,000
24/07/2013	2032866	Bonface Kabage	30,000
24/07/2013	2032865	David Macharia	200,000
24/07/2013	2032867	Rodgers Nyakundi	20,000
24/07/2013	2032853	Pharma	121,000
24/07/2013	0003	Retention- P. Option	1,902,101
01/08/2013	2032868	P/S Moe Nyoike	90,000

**MINISTRY OF ENERGY AND PETROLEUM**  
**Reports and Financial Statements**  
**For the year ended June 30, 2014 (Kshs)**

Date	Rec/Vou No.	Particulars	Amount (Kshs)
01/08/2013	2032869	P/S Moe Tropina G.	100,000
01/08/2013	2032870	P/S Moe Ann Gathoni	50,000
01/08/2013	2032871	P/S Moe Muhoria	5,000
01/08/2013	2032872	P/S Moe M. Mwangi	70,000
01/08/2013	2032873	P/S Moe P. Wachira	100,000
01/08/2013	2032874	P/S Moe P. Muranga	70,000
01/08/2013	2032875	P/S Moe K. Abuko	150,000
01/08/2013	2032876	P/S Moe Muigai	40,000
01/08/2013	2032877	P/S Moe W. Karachu	11,000
01/08/2013	2032878	P/S Moe A. Kangethe	19,000
01/08/2013	2032879	P/S Moe J. Matheri	40,000
02/09/2013	2032900	P/S Moep -Erc	300,000
02/09/2013	2032898	P/S Moep -Rea	1,500,000
02/09/2013	2032952	P/S Moep -Ketraco	1,800,000
16/09/2013	2032955	P/S Moep Nuclear	300,000
08/01/2014	2028156	Nock	500,000
08/01/2014	2028157	Ketraco	500,000
08/01/2014	0045	Rea	500,000
27/01/2014	2028170	Fenxi Mining	6,700,000
27/01/2014	2028164	Elephant Con.	914,450
27/01/2014	2028163	Rukwaro Con.	52,756
27/01/2014	2028167	Power Options	230,365
27/01/2014	2028168	Power Options	770,640
27/01/2014	2028160	Yasmoh	221,552
27/01/2014	2028162	Edimar	1,088,684
27/01/2014	2028169	Jowaki	30,939
04/02/2014	2028310	Glare Electricals	60,886
15/04/2014	2028183	Glare Electricals	309,336
15/04/2014	2028181	Reatech	108,006
15/04/2014	2028186	Edimar	805,612
15/04/2014	2028182	Power Options	609,450
15/04/2014	2028187	Kajaja	159,460
20/05/2014	6780101	Pdl	1,518,538,000
30/05/2014	2589513	Solarkold	866,335
10/06/2014	2589517	Power Point	2,922,921
30/06/2014	0106	P/S Moep	5,922,649
<b>Total Receipts</b>			<b>1,584,986,584</b>

**MINISTRY OF ENERGY AND PETROLEUM**  
**Reports and Financial Statements**  
**For the year ended June 30, 2014 (Kshs)**

**ANNEX 1B –DOMESTIC CURRENCY AND DOMESTIC DEPOSITS 2012-2013**

<b>Date</b>	<b>Rec/Vou No</b>	<b>Particulars</b>	<b>Amount (Kshs)</b>
08/08/2012	0341011	Fund Deposit	47,500
08/08/2012	341106	Go-Solar	1,549,017
08/08/2012	341110	Chloride Exide	2,050,538
08/08/2012	341109	Power Point	3,044,630
08/08/2012	341108	Pharma	772,283
08/08/2012	341107	Microsoft Corp	135,950
08/08/2012	341103	Go-Solar	126,699
08/08/2012	341102	Chloride Exide	5,682,433
08/08/2012	341101	Power Point	6,557,036
08/08/2012	341105	Yasmo	675,570
14/08/2012	8702352	Tender	2,000
16/08/2012	341112	Power Option	1,997,252
16/08/2012	341113	Kawangu E.K	112,600
24/08/2012	0020	Jowaki	29,448
24/08/2012	0021	Jamon Co	107,312
24/08/2012	0022	Kenya Koch	682,666
30/08/2012	341119	Chloride Exide	2,282,674
30/08/2012	341118	Go-Solar	1,494,727
30/08/2012	341117	Eveready	963,645
04/09/2012	341131	Gedi Consult	414,946
04/09/2012	341130	Kajaja Consult	663,456
04/09/2012	341129	Chloride Exide	2,451,230
04/09/2012	341128	Power Point	212,093
04/09/2012	341127	Go-Solar	361,683
04/09/2012	341126	Go-Solar	2,673,118
04/09/2012	341120	Rukwaro	425,355
13/09/2012	341132	Power Option	2,356,915
13/09/2012	341133	Pharma	365,305
19/09/2012	0035	Pdl Receipt	600,000,000
02/10/2012	341138	Jamon Co	150,000
02/10/2012	341137	Kenya Koch	416,281
02/10/2012	341136	Power Option	4,277,684
02/10/2012	341139	Jowaki	45,000
10/10/2012	0040	Pdl Receipt	600,000,000
23/10/2012	341140	Rukwaro	307,446
23/10/2012	341141	Elephant	136,176
31/10/2012	341143	Pharma	444,390
31/10/2012	341142	Gedi Consult	140,040
08/12/2012	341145	Jowaki	126,000
08/12/2012	341144	Kenya Koch	529,547

**MINISTRY OF ENERGY AND PETROLEUM**  
**Reports and Financial Statements**  
**For the year ended June 30, 2014 (Kshs)**

<b>Date</b>	<b>Rec/Vou No</b>	<b>Particulars</b>	<b>Amount (Kshs)</b>
08/12/2012	341752	Elephant	453,717
08/12/2012	341751	Kajaja Consult	438,088
08/12/2012	341150	Jamon Co	28,446
08/12/2012	341147	Power Option	2,853,152
08/12/2012	341149	Rukwaro	260,728
10/12/2012	341754	Pdl Receipt	300,000,000
11/01/2013	341761	Naxos Eng.	155,640
19/03/2013	341758	Pdl Receipt	200,000,000
22/03/2013	341764	Pdl Receipt	298,683,000
03/04/2013	341770	Power Point	3,723,802
03/04/2013	341774	Go-Solar	4,535,346
03/04/2013	341775	Chloride Exide	1,756,661
03/04/2013	341772	Jamon Co	24,581
03/04/2013	341773	Gedi Consult	277,542
05/04/2013	341778	Go-Solar	1,239,302
10/05/2013	341405	Kpc	600,000
14/05/2013	341407	Kplc	600,000
14/05/2013	341406	Nock	300,000
15/05/2013	341409	Ketraco	400,000
21/05/2013	341412	Kengen	600,000
21/05/2013	341413	Gdc	400,000
27/05/2013	341417	Kprl	50,000
27/05/2013	341418	Rea	300,000
27/05/2013	341419	Erc	300,000
07/06/2013	341431	Kneb	300,000
30/06/2013	0092	Adjustment	28,000
30/06/2013	0093	Ps Moe	600,000
30/06/2013	0100	Ps Moe	10,308,718
<b>Total Receipts</b>			<b>2,074,027,366</b>

**MINISTRY OF ENERGY AND PETROLEUM**  
**Reports and Financial Statements**  
**For the year ended June 30, 2014 (Kshs)**

**ANNEX 2A –REPAYMENTS OF DEPOSITS 2013-2014**

<b>Date</b>	<b>PV. No</b>	<b>Particulars</b>	<b>Amount (Kshs)</b>
26/07/2013	0012	P/S Moe- D. Macharia	200,000
26/07/2013	0013	P/S Moe- B. Kabage	30,000
26/07/2013	0014	P/S Moe- J. Ndogo	70,000
01/08/2013	0022	P/S Moe- R. Bosire	20,000
06/09/2013	0024	Rose Karaya	20,000
11/09/2013	0025	Mary Okeche	20,000
12/09/2013	0026	Safari Park Hotel	3,430,070
12/09/2013	0027	Rose Kaguiri	140,000
24/09/2013	0029	Peter N. Irika	150,000
24/09/2013	0030	P/S Moep	177,500
24/09/2013	0031	P/S Moep	155,000
24/09/2013	0032	P/S Moep	98,000
24/09/2013	0033	P/S Moep	150,000
24/09/2013	0034	Yasmoh Const.	675,570
27/09/2013	0035	K.I.C.C.	3,335,471
02/10/2013	0036	Rose Kaguiri	35,000
03/10/2013	0037	P/S Moep	571,500
10/10/2013	0038	Rukwaro	582,558
10/10/2013	0038	Janam Eng.	26,584
10/10/2013	0039	M.K. Gediko	227,343
22/10/2013	0040	Ps Moep	90,000
25/10/2013	0041	Priscah Maina	11,236
30/10/2013	0042	Joseph Ndogo	4,700
08/01/2014	0046	Gilbert Wahome	168,000
08/01/2014	0047	Yoice Owiti	84,000
08/01/2014	0048	The Standard Paper	522,000
08/01/2014	0049	Rukwaro Eng.	582,558
08/01/2014	0050	Janam Eng.	26,524
08/01/2014	0051	The Standard Paper	150,336
08/01/2014	0052	Royal Media	522,000
08/01/2014	0053	Wincontech	136,500
08/01/2014	0054	Lavida	116,000
08/01/2014	0055	Nation Media	480,000
08/01/2014	0056	Sherphard Co.	11,150
08/01/2014	0057	Morven Kester	135,000
08/01/2014	0058	Lucy Mwibo	5,000
08/01/2014	0059	Flogin E.A	175,900
08/01/2014	0060	K.I.C.C.	1,048,640
08/01/2014	0061	Shazack	225,000
08/01/2014	0062	K.I.C.C.	174,000

**MINISTRY OF ENERGY AND PETROLEUM**  
**Reports and Financial Statements**  
**For the year ended June 30, 2014 (Kshs)**

Date	PV. No	Particulars	Amount (Kshs)
08/01/2014	0063	Nation Media	361,920
08/01/2014	0064	Go- Solar	15,610,729
08/01/2014	0065	Go- Solar	374,202
08/01/2014	0066	Pharma	1,240,936
08/01/2014	0067	Power Point	352,385
08/01/2014	0068	Kenya Koch	2,336,015
08/01/2014	0069	Soloh Worldwide	19,000
09/01/2014	0070	Janam Eng.	121,156
10/01/2014	0071	Go- Solar	5,052,307
10/01/2014	0072	Naxos Eng.	155,640
10/01/2014	0073	Power Point	7,719,223
20/01/2014	0074	The Puzzle	348,000
28/01/2014	0083	M. K. Gedi	92,448
04/02/2014	0085	Chlorides Exide	2,448,491
06/02/2014	0086	Power Options	4,460,038
12/02/2014	0087	Rukwaro Eng.	52,756
18/02/2014	0088	Kenya Koch	2,336,015
09/04/2014	0089	Jowaki	150,050
09/04/2014	0090	Jowaki	150,050
15/04/2014	0096	P/S Moep	380,000
22/04/2014	0097	Go- Solar	10,407,152
18/05/2014	0098	Morven Kester	123,500
19/05/2014	0099	P/Smoep	2,023,101
20/05/2014	0101	Pdl	1,518,538,000
21/05/2014	0102	Yasmoh Const.	616,932
24/06/2014	0105	Power Point	5,146,149
<b>Total Payments For The Year</b>			<b>1,595,399,331</b>

**MINISTRY OF ENERGY AND PETROLEUM**  
**Reports and Financial Statements**  
**For the year ended June 30, 2014 (Kshs)**

**ANNEX 2B –REPAYMENTS OF DEPOSITS 2012-2013**

<b>Date</b>	<b>PV. No</b>	<b>Particulars</b>	<b>Amount (Kshs)</b>
08/08/2012	0002	D. Mwangi	17,000
08/08/2012	0003	C.M. Njue	15,000
08/08/2012	0004	Go-Solar	333,160
08/08/2012	0005	Eunivy Resources	3,157,569
08/08/2012	0006	Que-Energy	1,445,467
08/15/2012	0017	Go-Solar	1,122,607
09/19/2012	0036	Pdl	600,000,000
10/10/2012	0041	Nock	165,500,000
10/10/2012	0042	Rea	400,000,000
26/10/2012	0045	Go-Solar	7,578,520
26/10/2012	0046	Que-Energy	963,645
29/10/2012	0047	Chloride Exide	5,208,168
29/10/2012	0048	Power Point	7,360,319
29/10/2012	0049	Ps Moe	34,500,000
06/11/2012	0052	Elephant	2,360,663
11/12/2012	0061	Power Option	9,215,734
11/12/2012	0062	Power Option	8,464,801
19/12/2012	0063	Pdl	300,000,000
25/01/2013	0065	Elephant	2,360,663
31/01/2013	0066	Go-Solar	5,244,832
27/02/2013	0067	Thames Electricals	270,427
19/03/2013	0069	Pdl	200,000,000
22/03/2013	0071	Pdl	298,683,000
05/04/2013	0077	Gedi Consult	554,986
28/06/2013	0089	Go-Solar	111,053
28/06/2013	0090	Power Point	3,145,774
28/06/2013	0091	Power Option	4,460,038
30/06/2013	0094	Rose M. Kaguiru	343,200
30/06/2013	0095	Power Point	2,453,440
30/06/2013	0096	Kawangu Elec. Venture	1,040,878
30/06/2013	0097	Nhome Turnkeys Services	310,000
30/06/2013	0098	Chloride Exide	5,208,168
30/06/2013	0099	Gilbert Wahome	150,000
<b>Total Payments During The Year</b>			<b>2,071,579,114</b>

**MINISTRY OF ENERGY AND PETROLEUM**  
**Reports and Financial Statements**  
**For the year ended June 30, 2014 (Kshs)**

**ANNEX 3 – OUSTANDING IMPRESTS 2013-2014**

Name of Officer	Date Imprest Taken	Amount Taken	Amount Surrendered	Balance
		Kshs	Kshs	Kshs
Julius Nyerere	20/03/2014	137,135.00	NIL	137,135.00
Rose Ombetsi	12/05/2014	30,000.00	NIL	30,000.00
Lucy W Mburu	18/09/2013	10,000.00	NIL	10,000.00
Charles rotich	22/11/2013	4,000.00	NIL	4,000.00
Martin m Heya	17/12/2013	24,000.00	NIL	24,000.00
Pauline W Iregi	24/12/2013	25,000.00	NIL	25,000.00
Mercy Nyagah	23/01/2014	25,000.00	NIL	25,000.00
Elizabeth Asami	09/05/2014	25,000.00	NIL	25,000.00
Janet Kithuku	06/01/2014	79,988.00	NIL	79,988.00
Janet Kithuku	13/05/2014	30,000.00	NIL	30,000.00
Mercy Nyagah	07/08/2013	10,000.00	NIL	10,000.00
Winnie Musembi	03/06/2014	25,000.00	NIL	25,000.00
Irene Khatali Akhubi	21/05/2014	90,000.00	NIL	90,000.00
Philemon Keter	02/05/2014	39,000.00	NIL	39,000.00
Victor Mudachi	06/05/2014	32,000.00	NIL	32,000.00
Purity Jumula Maondo	29/05/2014	13,000.00	NIL	13,000.00
Wilfred m Deche	17/04/2014	106,179.00	NIL	106,179.00
Hudsonn Adambi	13/01/2014	106,521.00	NIL	106,521.00
Joseph Wafula	06/02/2014	13,000.00	NIL	13,000.00
Wilfred m Deche	11/09/2013	52,500.00	NIL	52,500.00
Catherrine Kathingo	29/05/2014	13,000.00	NIL	13,000.00
Mercy Nyagah	24/01/2014	4,500.00	NIL	4,500.00
Macharia Warothe	24/01/2014	5,400.00	NIL	5,400.00
Eric Onyango Ogada	24/01/2014	5,400.00	NIL	5,400.00
Anne W Ichahuria	08/11/2013	180,150.00	NIL	180,150.00
Eleazer Chege	17/04/2014	99,182.00	NIL	99,182.00
Mary M Mungai	20/08/2013	5,000.00	NIL	5,000.00
Peter Kirui	09/05/2014	12,000.00	NIL	12,000.00
Mary M Mungai	03/03/2014	24,000.00	NIL	24,000.00
Hudsonn Adambi	12/02/2014	22,500.00	NIL	22,500.00
Rose Ombetsi	11/11/2013	8,000.00	NIL	8,000.00
Sam K Kosgei	19/02/2014	6,000.00	NIL	6,000.00
Lucy Mediatrinx Bwibo	15/04/2014	50,000.00	NIL	50,000.00
Mary Kinyua	10/06/2014	10,000.00	NIL	10,000.00
Mary M Kinyua	13/02/2014	15,000.00	NIL	15,000.00
Lucy M Bwibo	25/06/2014	10,000.00	NIL	10,000.00
Dennis Othieno	20/08/2013	5,000.00	NIL	5,000.00

**MINISTRY OF ENERGY AND PETROLEUM**  
**Reports and Financial Statements**  
**For the year ended June 30, 2014 (Kshs)**

Name of Officer	Date Imprest Taken	Amount Taken	Amount Surrendered	Balance
		Kshs	Kshs	Kshs
Lucy W Mburu	11/09/2013	5,000.00	NIL	5,000.00
Elizabeth Asami	13/09/2013	487,202.00	NIL	487,202.00
Eng Lawrence G Thuku	02/09/2013	40,000.00	NIL	40,000.00
Julius Wachira	03/12/2013	19,000.00	NIL	19,000.00
Samuel Kamau	30/03/2014	10,000.00	NIL	10,000.00
Eleazer Chege	03/05/2014	44,776.00	NIL	44,776.00
Joseph Mutinda	07/01/2014	70,000.00	NIL	70,000.00
Francis Njoroge	17/12/2013	40,000.00	NIL	40,000.00
Mary M Kinyua	13/06/2014	10,000.00	NIL	10,000.00
Irene Chepkurui	28/08/2013	4,000.00	NIL	4,000.00
Francis Nderitu	05/09/2013	29,138.00	NIL	29,138.00
Gilbert Wahome	14/02/2014	9,000.00	NIL	9,000.00
Eng Titus N Gitahi	14/02/2014	15,000.00	NIL	15,000.00
Dickson Murira	17/12/2013	29,500.00	NIL	29,500.00
Joseph Mutinda	07/01/2014	30,000.00	NIL	30,000.00
Stephen Muniu	09/01/2014	57,000.00	NIL	57,000.00
Francis Njoroge	17/12/2013	15,000.00	NIL	15,000.00
Elizabeth K Wanjala	13/11/2013	20,020.00	NIL	20,020.00
Elizabeth Kimonge	27/08/2013	30,000.00	NIL	30,000.00
Pauline Wamuyu	09/09/2013	20,000.00	NIL	20,000.00
John Oyomba	17/01/2014	22,200.00	NIL	22,200.00
Nicholas Nkoroi	15/10/2013	20,000.00	NIL	20,000.00
Agnetta Ogendo	26/06/2014	160,000.00	NIL	160,000.00
Mary Mumbi	24/06/2014	30,000.00	NIL	30,000.00
Patrick Oluchiri	25/10/2013	120,000.00	NIL	120,000.00
Mary Mumbi	13/08/2013	10,000.00	NIL	10,000.00
Mary Mumbi	18/09/2013	30,000.00	NIL	30,000.00
Cecilia N Bosire	16/08/2013	1,126,000.00	NIL	1,126,000.00
Peter Kirui	30/08/2013	21,000.00	NIL	21,000.00
Margaret Okoth	02/10/2013	73,598.00	NIL	73,598.00
Daniel Omungu	08/04/2014	60,000.00	NIL	60,000.00
Abdi Gorod	02/05/2014	10,000.00	NIL	10,000.00
Rose Kasaya	28/02/2014	30,000.00	NIL	30,000.00
Margret Okoth	04/10/2013	10,000.00	NIL	10,000.00
Deborah Odera	30/09/2013	5,000.00	NIL	5,000.00
Viola W Kuria	09/04/2014	5,000.00	NIL	5,000.00
Irene Khamasi	27/09/2013	20,000.00	NIL	20,000.00
Deborah Odera	07/08/2013	4,000.00	NIL	4,000.00
Viola W Kuria	07/08/2013	4,000.00	NIL	4,000.00
Rose Nteere	20/02/2014	30,000.00	NIL	30,000.00

**MINISTRY OF ENERGY AND PETROLEUM**  
**Reports and Financial Statements**  
**For the year ended June 30, 2014 (Kshs)**

Name of Officer	Date Imprest Taken	Amount Taken	Amount Surrendered	Balance
		Kshs	Kshs	Kshs
Eric L Namwalo	16/09/2013	150,854.00	NIL	150,854.00
Isaac K Bondet	09/10/2013	207,833.00	NIL	207,833.00
Tom Maruti	12/05/2014	26,000.00	NIL	26,000.00
Hellen K Wambua	26/06/2014	43,470.00	NIL	43,470.00
Stephen Muniu	04/12/2013	5,000.00	NIL	5,000.00
Nicholas Nkoroi	15/11/2013	24,000.00	NIL	24,000.00
Joan Atemo	24/10/2013	4,000.00	NIL	4,000.00
Amos Tayari	12/05/2014	26,000.00	NIL	26,000.00
Duncan Muraguri	19/05/2014	32,000.00	NIL	32,000.00
J.K.K Gichuru	04/12/2013	12,000.00	NIL	12,000.00
Stephen Muniu	04/12/2013	6,000.00	NIL	6,000.00
Peter Kirui	23/05/2014	24,000.00	NIL	24,000.00
Daniel Omungu	11/12/2013	29,600.00	NIL	29,600.00
Joyce Gesare	25/11/2013	15,000.00	NIL	15,000.00
John Musembi	28/03/2014	46,674.00	NIL	46,674.00
Daniel Omungu	28/04/2014	32,500.00	NIL	32,500.00
Ronald Tanui	14/05/2014	26,000.00	NIL	26,000.00
Elijah Mumbo	19/05/2014	32,000.00	NIL	32,000.00
Juliet Abade	20/05/2014	18,000.00	NIL	18,000.00
Collins Musasia	26/11/2013	114,000.00	NIL	114,000.00
Peter Kirui	20/06/2014	19,000.00	NIL	19,000.00
Gladys Chepakarat	23/05/2014	70,000.00	NIL	70,000.00
Irene Khamasi	09/04/2014	28,995.00	NIL	28,995.00
Joash Nyachoti	16/04/2014	52,000.00	NIL	52,000.00
Julius Nyerere	19/11/2013	20,000.00	NIL	20,000.00
Anne W Ichahuria	27/01/2014	19,207.00	NIL	19,207.00
samuel m Kamau	13/08/2014	20,000.00	NIL	20,000.00
Eleazer Chege	15/09/2013	19,207.00	NIL	19,207.00
Eleazer Chege	21/01/2014	20,379.00	NIL	20,379.00
Augustine O. Okoth	26/08/2013	25,500.00	NIL	25,500.00
Augustine O. Okoth	18/06/2014	149,483.00	NIL	149,483.00
Anne W Ichahuria	03/01/2014	19,207.00	NIL	19,207.00
Eleazer Chege	05/10/2013	77,559.00	NIL	77,559.00
Anne W Ichahuria	03/10/2013	38,033.00	NIL	38,033.00
Ann W Ichahuria	21/02/2014	44,775.00	NIL	44,775.00
Fredrick Ochieng	10/01/2014	80,000.00	NIL	80,000.00
Rose Nteere	20/03/2014	49,100.00	NIL	49,100.00
Martin Atemo	16/01/2014	14,000.00	NIL	14,000.00
Rose Kaguiru	09/06/2014	57,745.00	NIL	57,745.00
Peter Kirui	29/08/2013	15,000.00	NIL	15,000.00

**MINISTRY OF ENERGY AND PETROLEUM**  
**Reports and Financial Statements**  
**For the year ended June 30, 2014 (Kshs)**

Name of Officer	Date Imprest Taken	Amount Taken	Amount Surrendered	Balance
		Kshs	Kshs	Kshs
Peter Kirui	12/03/2014	15,000.00	NIL	15,000.00
Nicholas Maritim	10/01/2014	15,000.00	NIL	15,000.00
Peter Kirui	12/03/2014	8,000.00	NIL	8,000.00
Julius Kipkemboi	02/10/2013	30,000.00	NIL	30,000.00
Francis Matu	24/12/2013	35,000.00	NIL	35,000.00
Peter Kirui	16/05/2014	20,000.00	NIL	20,000.00
Julius Nyerere	26/02/2014	30,250.00	NIL	30,250.00
Mallis Ishmael	14/02/2014	34,500.00	NIL	34,500.00
Samuel Kamau	13/01/2014	30,000.00	NIL	30,000.00
David Gitonga Mwenda	23/07/2013	45,295.00	NIL	45,295.00
Sammy Okinji	23/07/2013	46,705.00	NIL	46,705.00
Nicholas Nkoroi	27/11/2013	16,000.00	NIL	16,000.00
Elijah Wamboko	17/04/2014	8,000.00	NIL	8,000.00
Margaret Gitau	14/08/2013	20,000.00	NIL	20,000.00
Julius Nyerere	21/01/2014	60,000.00	NIL	60,000.00
Catherine Nyaga	30/08/2013	5,000.00	NIL	5,000.00
Carol Njoroge	10/01/2014	70,000.00	NIL	70,000.00
Carol Njoroge	25/10/2013	80,000.00	NIL	80,000.00
Irene Khamasi	02/10/2013	50,000.00	NIL	50,000.00
Irene Khamasi	07/05/2014	40,000.00	NIL	40,000.00
Violine Onsomu	10/01/2014	7,000.00	NIL	7,000.00
Pauline Wamuyu	08/04/2014	30,000.00	NIL	30,000.00
Martha Gacheri	13/03/2014	13,500.00	NIL	13,500.00
Ruth Wairugu	22/11/2013	30,000.00	NIL	30,000.00
Purity Karwitha	25/10/2013	95,000.00	NIL	95,000.00
Mary A Okeche	25/09/2013	10,000.00	NIL	10,000.00
Martha Gacheri	12/02/2014	7,000.00	NIL	7,000.00
Martha Gacheri	19/12/2013	70,000.00	NIL	70,000.00
Margret Gitau	09/09/2013	60,000.00	NIL	60,000.00
Lucy Oduor	14/11/2013	5,000.00	NIL	5,000.00
Irene Khamasi	28/01/2014	60,000.00	NIL	60,000.00
Gladys Kuria	15/04/2014	7,000.00	NIL	7,000.00
Eric Adika	13/12/2013	15,000.00	NIL	15,000.00
Beatrice W Kabue	21/08/2013	6,000.00	NIL	6,000.00
Beatrice W Kabue	13/12/2013	9,000.00	NIL	9,000.00
Beatrice W Kabue	11/03/2014	46,050.00	NIL	46,050.00
Kellen Kiambati	12/11/2013	4,000.00	NIL	4,000.00
Kecya Sabwa	07/08/2013	4,000.00	NIL	4,000.00
Lucy Oduor	08/08/2013	5,000.00	NIL	5,000.00
Nancy Ombaki	26/02/2014	5,000.00	NIL	5,000.00

**MINISTRY OF ENERGY AND PETROLEUM**  
**Reports and Financial Statements**  
**For the year ended June 30, 2014 (Kshs)**

Name of Officer	Date Imprest Taken	Amount Taken	Amount Surrendered	Balance
		Kshs	Kshs	Kshs
Jackline Kanini	06/04/2014	57,250.00	NIL	57,250.00
Lydia Baru	10/02/2014	95,000.00	NIL	95,000.00
John Mwaura	25/11/2013	32,000.00	NIL	32,000.00
Nahashon Weru	11/02/2014	95,000.00	NIL	95,000.00
Mary Madahana	25/11/2013	18,000.00	NIL	18,000.00
Rose Kaguir	16/04/2014	49,865.00	NIL	49,865.00
Margaret Gitau	14/08/2013	20,000.00	NIL	20,000.00
Nicholas Maritim	10/01/2014	35,315.00	NIL	35,315.00
Charlse Rotich	25/10/2013	55,741.00	NIL	55,741.00
Joseph K Njoroge	13/11/2013	64,009.00	NIL	64,009.00
Peter Kirui	14/01/2014	93,400.00	NIL	93,400.00
Eng Joseph Njoroge	16/08/2013	60,438.00	NIL	60,438.00
Hon. Davis Chirchir	02/05/2014	170,823.00	NIL	170,823.00
Yukabeth K. Ndege	08/08/2013	12,000.00	NIL	12,000.00
Peter Kirui	01/08/2013	6,000.00	NIL	6,000.00
Julius O Mboga	02/08/2013	39,000.00	NIL	39,000.00
Charlse Rotich	02/08/2013	7,000.00	NIL	7,000.00
Peter Kirui	06/06/2014	6,000.00	NIL	6,000.00
julius Kipkemboi	06/06/2014	21,000.00	NIL	21,000.00
Fauzia Shauri	20/02/2014	40,000.00	NIL	40,000.00
Esther Kagunya	08/08/2013	34,000.00	NIL	34,000.00
Mary Kinyanjui	20/12/2013	16,000.00	NIL	16,000.00
Francis Matu	24/12/2013	9,000.00	NIL	9,000.00
Charles rotich	24/12/2013	24,500.00	NIL	24,500.00
Peter Kariuki Njiru	20/12/2013	13,000.00	NIL	13,000.00
Martin S Atemo	25/11/2013	18,000.00	NIL	18,000.00
Charlse Rotich	17/04/2013	17,500.00	NIL	17,500.00
Peter Kirui	09/05/2014	15,000.00	NIL	15,000.00
Charles rotich	13/03/2014	3,500.00	NIL	3,500.00
Abdi Gorod	16/01/2014	14,000.00	NIL	14,000.00
Fredrick Karimi	16/01/2014	18,000.00	NIL	18,000.00
Mary Kinyua	16/01/2014	18,000.00	NIL	18,000.00
Justus Mbithi	16/01/2014	24,000.00	NIL	24,000.00
Simon Kariuki	16/01/2014	24,000.00	NIL	24,000.00
Elizabeth Wanjala	16/01/2014	14,000.00	NIL	14,000.00
Nancy Wachira	05/06/2014	46,380.00	NIL	46,380.00
Martin Atemo	26/10/2013	30,000.00	NIL	30,000.00
Mary Kinyanjui	04/11/2013	16,380.00	NIL	16,380.00
Mary Kinyua	06/11/2013	4,000.00	NIL	4,000.00
Mary Kinyanjui	08/08/2013	10,920.00	NIL	10,920.00

**MINISTRY OF ENERGY AND PETROLEUM**  
**Reports and Financial Statements**  
**For the year ended June 30, 2014 (Kshs)**

Name of Officer	Date Imprest Taken	Amount Taken	Amount Surrendered	Balance
		Kshs	Kshs	Kshs
Francis K Thiongo	02/05/2014	108,000.00	NIL	108,000.00
Elias Okoth	02/10/2013	27,000.00	NIL	27,000.00
David Makau	27/11/2013	66,000.00	NIL	66,000.00
Billy R Munyiri	10/01/2014	112,000.00	NIL	112,000.00
B.K Murei	19/03/2014	20,000.00	NIL	20,000.00
Joash Nyachoti	26/08/2014	70,000.00	NIL	70,000.00
John Oyomba	09/09/2013	32,500.00	NIL	32,500.00
Peter Kirui	16/10/2013	45,500.00	NIL	45,500.00
Bernard Kyalo	08/11/2013	57,500.00	NIL	57,500.00
Cathrine Mwithiga	08/11/2013	50,000.00	NIL	50,000.00
Amos Tayari	07/11/2013	65,000.00	NIL	65,000.00
Joseph Kwambai	07/11/2013	50,000.00	NIL	50,000.00
Patrick Oluchiri	08/11/2013	50,000.00	NIL	50,000.00
Jod Nyangweso	20/12/2013	50,000.00	NIL	50,000.00
Billy R Munyiri	29/11/2013	12,000.00	NIL	12,000.00
Alfred Koech	09/01/2014	94,000.00	NIL	94,000.00
Rashid Ali	09/01/2014	94,000.00	NIL	94,000.00
Samuel Chege	09/01/2014	66,000.00	NIL	66,000.00
David Makau	09/01/2014	66,000.00	NIL	66,000.00
Elias Okoth	09/01/2014	94,000.00	NIL	94,000.00
Japheth Mutie	09/01/2014	94,000.00	NIL	94,000.00
Collins Anyonga	08/01/2014	56,000.00	NIL	56,000.00
Rose Ombetsi	24/06/2014	50,000.00	NIL	50,000.00
Charlse Nyagah	08/11/2013	50,000.00	NIL	50,000.00
Julia W Nganga	16/10/2013	45,500.00	NIL	45,500.00
Irene Torgot	12/05/2014	30,000.00	NIL	30,000.00
Ruth Wairugu	19/06/2014	40,000.00	NIL	40,000.00
Margaret Makau	15/04/2014	50,000.00	NIL	50,000.00
Irene Khamasi	12/06/2014	60,000.00	NIL	60,000.00
Julius Nyerere	04/11/2013	49,855.00	NIL	49,855.00
Simon Wahome	02/12/2013	64,089.00	NIL	64,089.00
Martin m Heya	29/05/2014	115,271.00	NIL	115,271.00
Richard Muiru	08/10/2013	78,645.00	NIL	78,645.00
Barmina K Murei	13/05/2014	32,000.00	NIL	32,000.00
Mark Oyier	02/04/2014	12,000.00	NIL	12,000.00
Shikumu Kennedy	09/10/2014	18,000.00	NIL	18,000.00
Richard Muiru	30/05/2014	104,159.00	NIL	104,159.00
Julius Wachira	20/05/2014	131,000.00	NIL	131,000.00
Eng Isaac N. Kiva	29/05/2014	115,271.00	NIL	115,271.00
Dickson V Kisoa	09/01/2014	60,000.00	NIL	60,000.00

MINISTRY OF ENERGY AND PETROLEUM  
 Reports and Financial Statements  
 For the year ended June 30, 2014 (Kshs)

Name of Officer	Date Imprest Taken	Amount Taken	Amount Surrendered	Balance
		Kshs	Kshs	Kshs
Francis Nderitu	10/03/2014	33,000.00	NIL	33,000.00
Phineas Muthuri	30/04/2014	39,000.00	NIL	39,000.00
John Oyomba	17/10/2013	63,500.00	NIL	63,500.00
Momata Gichana	23/10/2013	30,000.00	NIL	30,000.00
Dickson Murira	17/10/2013	87,500.00	NIL	87,500.00
Francis Wawiye	09/09/2013	323,635.00	NIL	323,635.00
Daniel Kimani	14/10/2013	416,786.00	NIL	416,786.00
Eric Isutsa	16/04/2014	46,500.00	NIL	46,500.00
<b>TOTAL</b>		<b>14,682,001.00</b>		<b>14,682,001.00</b>

ANNEX 4- ADVANCES

No	P/No	Name	Amount (Kshs)
1	1989044104	Julia Christine Ayuma	58,419.00
2	1991043499	Stanley Davies Khanani	11,500.00
3	1997032323	Daniel Ondiek Obwoye	43,935.45
4	2009012062	Boniface Ogoora Manyengo	29.00
5	2013021980	Davies Kimutai Chirchir	1,013,760.00
6	2013021997	Joseph Kibere Njoroge	666,164.80
7	2010006715	Zacharia Shitakwa Hoidi	42,395.20
8	2010006888	Stephen Muinde Mutinda	7,635.00
			<b>1,843,838.45</b>

MINISTRY OF ENERGY AND PETROLEUM  
 Reports and Financial Statements  
 For the year ended June 30, 2014 (Kshs)

ANNEX 5- SUMMARY OF FIXED ASSET REGISTER

Asset Class	Historical Cost (Kshs) 2013-2014	Historical Cost (Kshs) 2012-2013
Land	114,000,000	14,000,000
Buildings and structures	1,038,567,773	874,907,975
Transport equipment	35,902,854	28,443,672
Office equipment, furniture and fittings	9,634,556	9,634,556
ICT equipment, software and other ICT assets	12,266,960	9,811,611
Certified seeds, breeding stock and live animals	8,654,492	7,726,004
Other Machinery and equipment	65,267,524,604	34,520,848,160
Intangible assets	1,205,729,117	390,410,280
<b>Total</b>	<b>67,692,280,356</b>	<b>35,855,782,258</b>