


REPUBLIC OF KENYA



REPORT

OF

THE AUDITOR-GENERAL

ON

STATE DEPARTMENT FOR MINING

**FOR THE YEAR ENDED
30 JUNE, 2020**





**MINISTRY OF PETROLEUM & MINING
STATE DEPARTMENT FOR MINING**

REPORTS AND FINANCIAL STATEMENTS

**FOR THE FINANCIAL YEAR ENDED
JUNE 30th, 2020**

**Prepared in accordance with the Cash Basis of Accounting Method under the International Public Sector
Accounting Standards (IPSAS)**

**State Department for Mining
Reports and Financial Statements
For the year ended June 30, 2020**

Table of Contents	Page
KEY ENTITY INFORMATION AND MANAGEMENT	1
Key achievements of the State Department for Mining in the Financial Year 2019/20.....	9
The achievements for the period under review (2019/20) include:	9
Challenges in the Mining Sector	9
1. PERFORMANCE OF THE STATE DEPARTMENT FOR MINING AGAINST ITS OBJECTIVES ..	11
CORPORATE SOCIAL RESPONSIBILITY STATEMENT/SUSTAINABILITY	13
REPORTING.....	13
STATEMENT OF ENTITY MANAGEMENT RESPONSIBILITIES	16
REPORT OF THE INDEPENDENT AUDITORS ON THE STATE DEPARTMENT FOR MINING	17
STATEMENT OF RECEIPTS AND PAYMENTS	18
STATEMENT OF ASSETS AND LIABILITIES	19
SUMMARY STATEMENT OF APPROPRIATION: RECURRENT AND DEVELOPMENT COMBINED	21
SUMMARY STATEMENT OF APPROPRIATION: DEVELOPMENT	23
BUDGET EXECUTION BY PROGRAMMES AND SUB-PROGRAMMES	24
SIGNIFICANT ACCOUNTING POLICIES.....	25
NOTES TO THE FINANCIAL STATEMENTS	30

KEY ENTITY INFORMATION AND MANAGEMENT

(a) Background information

The State Department for Mining is mandated to coordinate and manage the Mining sector in Kenya, this mandate is derived from Executive order no 1 of 2018 that merged the State Department for Mining & Petroleum to form the Ministry for Petroleum & Mining

1.1 Vision

To be a world class institution in management of Mineral resources and geo-spatial data.

1.2 Mission

To promote and maximize benefits from Mineral resource exploitation and geo –spatial information use for sustainable development.

1.3 Core Values

- a. Coordinate Mineral exploration and develop extractive industry policies and management.
- b. Compiling inventory and undertaking mapping of Mineral resources.
- c. Coordinating Mining and mineral development.
- d. Develop policies on the management of quarrying and mining of rocks and industrial minerals.
- e. Undertake management of health conditions and health and safety in mines.
- f. Maintenance of geological data

(b) Key Management

The State Department of Mining day-to-day management is under the following key organs:

- Office of The Cabinet Secretary
- Office of The Chief Administrative Secretary
- Office of The Principal Secretary
- Directorate of Administration
- Directorate of Mines and Geology
- Directorate of Mineral Promotion & Value Addition.

**State Department for Mining
Reports and Financial Statements
For the year ended June 30, 2020**

(c) Fiduciary Management

The key management personnel who held office during the financial year ended 30th June 2020 and who had direct fiduciary responsibility were:

No.	Designation	Name
1	Cabinet Secretary	Hon John Munyes Kiyonga E.G.H
2	Principal Secretary	Amb.Kirimi P. Kaberia C.B.S
3	Secretary Administration	Mr. Fred Ndambuki
4	Director of Geological Survey	Mr. Thomas Ndola
5	Senior Chief Finance Officer	Mr. Julias Momata
6	Director of Mines	Mr. Raymond Mutiso
7	Director Human Resource Management	Mr. Bernard Orina
8	Director Mineral Promotion	Mr. Enock Kipseba
9	Head of Accounting Unit	Mr. Charles Nyaga
10	Head of Supply Chain Management	Mr.julias Mutungi

(d) Fiduciary Oversight Arrangements

Composition of the Committee Members

The various committee members within the state department of mining are drawn from various sectors of the economy and have a wide range of skills and experience and each contributes independently judgement and knowledge of the committee discussions.

On appointment each committee member is provided with a comprehensive and tailored induction processes covering the ministry business and operations and provided with information relating to their legal and regulatory obligations.

All committee members and required to re-submit themselves for re-appointment after expiry of their term.

i. Audit and Finance Committee Activities

Pursuant to section 73(5) and (155) of the public finance management Act 2012 and regulations 2015 on the establishments of the audit committees in all public entities, the state department for Mining is in the final process of reconstructing the Audit Committee members

The committee will be responsible and instrumental in:

- Improving the quality of financial reporting by ensuring the accounts are prepared in a timely and accurate manner to facilitate prompt submission of annual financial statements to the Auditor General with a copy to the National Treasury and the Controller of Budget not later than 30th September of each subsequent year as well as submission of quarterly financial statements accounts to the Cabinet Secretary with a copy to the National Treasury and the Controller of Budget not later than fifteen (15) after the end of each quarter.
- Reviewing and making recommendations on management programs

**State Department for Mining
Reports and Financial Statements
For the year ended June 30, 2020**

established to monitor compliance with sound public financial management, internal controls, policies, laws, regulations, procedures and the code of ethics.

- Strengthening the effectiveness of the internal audit function including regular review of its capacity, review and approval of the internal audit charter and internal audit annual work plan.
- Reviewing and monitoring the external auditor's independence and objectivity, taking into consideration relevant professional and regulatory requirements. In fulfilling its duties, the committee reviews with the external auditors, the scope of their audit plan, system of internal audit reports, assistance given by management and its staff to the auditors and any findings and actions to be taken.
- Reviewing any related party transactions that may arise within the entity.
- Reviewing communication between external auditors and management including responses on audit queries on the annual financial statement raised by the Auditor General.
- Following up on recommendations of the Parliamentary Accounts Committee (PAC)

ii. BUDGET COMMITTEE ACTIVITIES

The Ministerial Budget Committee for the Year under Review consisted of the Following Members:

Name	Designation	Title
Ms Pauline Lujanje	Chief Finance Officer	Chairperson
Mr Thomas Ndola	Ag. Director of Geological survey	Member
Mr Raymond Mutiso	Ag Director of Mines	Member
Mr Enoch Kipseba	Ag Director, Mineral Promotion & Value Addition	Member
Mr Isaac Kamande	Director, Planning	Member
Ms Joan Wamboe	Director, Administration	Member
Mr Kenneth Mwangi	Director, Procurement	Member
Mr Bernard Orina	Director, HRM & Development	Member
Mr Charles Nyaga	Head of Accounting Unit	Member

Ministerial Budget Implementation Committee

This is the committee charged with the responsibility of implementation of the State Department for Mining budget and its prudent management. The duties of the committee include:

- To review and consider the annual cash flow plans
- To review the utilization of the cash limits and consider any changes as may be required;
- To review the utilization of the donor funds voted for the State Department
- To advise the Accounting Officer on the challenges related to the budget implementation
- To review and recommend the reallocation of payments
- To review and approve the submission of the payment returns, payroll IPPDs,

**State Department for Mining
Reports and Financial Statements
For the year ended June 30, 2020**

pending bills and A-I-A returns for the State Department and recommend actions to be taken

- To participate in Sector Working Groups (SWG) for budget making
- To review Annual budgets, Supplementary Estimates and performance of budget against actual for the Directorates in consultation with the Heads of Directorates

ATTENDANCE OF THE BUDGET COMMITTEE MEMBERS

The following table shows the number of budget committee meetings held during the financial year 2018/19 and the attendance of individual members

Committee attendance for the year ended 30 th June 2020	Budget committee meetings		Total Attendance
	15/10/2019	22/01/2020	
Ms Pauline Luganje (Chair Person)	✓	✓	2
Mr Thomas Ndola (member)	✓	✓	2
Ms Joan Wamboe (member)	✓	✓	2
Mr Raymond Mutiso (member)	✓	✓	2
Mr Enoch Kipseba (member)	✓	✓	2
Mr Bernard Orina (member)	✓	✓	2
Mr Isaac Kamande (member)	✓	✓	2
Mr Charles Nyaga (member)	✓	✓	2

• **State Department for Mining**
Reports and Financial Statements
For the year ended June 30, 2020

iii. Human Resources Management Advisory Committee Activities

This committee is composed of the following members drawn from various sectors of the economy with broad business knowledge:

Name	Designation	Title
Amb. Kirimi P. Kaberia CBS	Principal Secretary	Chairman
Fredrick Ndambuki	Secretary Administration	Alt.Chairman
Mr Bernard Orina	Ag Director HRM & D	Secretary
Mr Raymond Mutiso	Ag Director of Mines	Member
Mr Thomas Ndolla	Ag Director Geological Survey	Member
Mr Enoch Kipseba	Ag Director MPVA	Member
Ms Grace Wasike	Deputy Director, Gender	Member
Ms Pauline Lujanje	Chief Finance Officer	Member
Mr Charles Nyaga	Head of Accounting Unit	Member

Their duties include:

- i) Recruitment, Selection and Appointment;
- ii) Performance;
- iii) Promotions;
- iv) Confirmation in Appointment;
- v) Training and Development;
- vi) Training Impact Assessment;
- vii) Management and Skills Inventory
- viii) Establishment and Compliment Control
- ix) Payroll Management
- x) Deployment
- xi) Promotion of Values and Principles of Public Service
- xii) Recommendation for Secondments and unpaid leave
- xiii) Recommendation for retirement under fifty (50) years rule
- xiv) Recommendation for retirement on medical grounds
- xv) Recommendation for re-designation
- xvi) Recommendation for renewal of Contract
- xvii) Discipline
- xviii) Pensions administration

**State Department for Mining
Reports and Financial Statements
For the year ended June 30, 2020**

Attendance of the human resource management advisory committee members

The following shows the number of human resource management advisory committee meetings held during the year and the attendance of individual members.

Committee attendance for the year ended 30 th June 2020	MHRMAC COMMITTEE MEETINGS			Attendance
	10/08/2019	14/02/2020	10/02/2020	
John Omenge (Chair Person)	✓			1
Amb Kirimi P. Kaberia (Chairperson)		✓	✓	2
Fredrick Ndambuki (member)	✓	✓	✓	3
Bernard Orina (member)	✓	✓	✓	3
Raymond Mutiso (member)	✓	✓	✓	3
Grace Wasike (member)	✓	✓	✓	3
Pauline Lujanje (member)	✓	✓		3
Enoch Kipseba (member)	✓	✓	✓	3
Mr Charles Nyaga (member)	✓	✓	✓	3

✓ - Attended

X - Absent with apology

**State Department for Mining
Reports and Financial Statements
For the year ended June 30, 2020**

(e) Entity Headquarters

State department for Mining
P.O. Box 30009-00100
Works Building
Ngong Road
Nairobi,
Kenya

(f) Telephone: (254) 020-273101
E-mail: Ps mining.go.ke
Website: www.mining.go.ke

(g) Entity Bankers

Central Bank of Kenya
Haile Selassie Avenue
P.O. Box 60000
City Square 00200
Nairobi, Kenya

(h) Independent Auditors

Auditor General
Kenya National Audit Office
Anniversary Towers, University Way
P.O. Box 30084
GOP 00100
Nairobi, Kenya

(i) Principal Legal Adviser

The Attorney General
State Law Office
Harambee Avenue
P.O. Box 40112
City Square 00200
Nairobi, Kenya

**State Department for Mining
Reports and Financial Statements
For the year ended June 30, 2020**

COMMENTS BY THE CABINET SECRETARY

The State Department for Mining is mandated to coordinate and manage the Mining sector in Kenya and its potential in wealth creation for the country. The mandate of the State Department is derived from the Executive Order No 1 of June 2018.

The sub sector is charged with Mineral exploration, Mining policy and management, Inventory and mapping of mineral resources, mining and mineral development, Maintenance of Geological data (research, collection & analysis).

BUDGET ALLOCATION

In the Financial year 2019/20, the State Department for Mining was allocated a gross budget of **Kshs 918,487,193** which consisted of **Kshs 585,965,275** and **Ksh 332,521,918** for the Recurrent and Development votes respectively

The State Department for Mining was to expend the gross budget of **Kshs 918,487,193** under the following three (3) programs:

Program	Amount (Kshs)
General administration, Planning & Support services	327,385,497
Mineral Resource Management	448,585,735
Geological Survey & Geo information Management	142,515,961

Programme 1: General Administration, Planning and Support Services.

The objective of this programme is to provide policy and legal framework for efficient and effective management of Mineral and Geo- Information data. This programme was allocated **Kshs 319,385,497** representing **35%** of the budget. The expenditure for this program was **Kshs 311,480,864**

- a. Sub Programme S.P 1.1: Mining Policy Development and Coordination

Programme 2: Mineral Resource Management

The objective of this programme is to develop and manage geological & mineral resources database. This programme was allocated **Kshs 448,585,735** representing **49%** of the budget. The expenditure for this program was **Kshs 408,291,861**

- a. Sub Programme S.P 2.1: Mineral Resource Development
- b. Sub Programme S.P 2.2: Mineral exploration.

Programme 3: Geological Survey & Geo Information Services

The objective of this programme is to provide and manage Geo Scientific data to prospective clients. This programme was allocated **Kshs 142,515,961** representing **16%** of the budget. The expenditure for this program was **Kshs 142,515,961**

- a. Sub Programme S.P 3.1: Geological Survey
- Sub Programme S.P 3.2: Geo – Information Management

**State Department for Mining
Reports and Financial Statements
For the year ended June 30, 2020**

BUDGET UTILISATION 2019/20

The State Department for Mining spent **Kshs 914,999,877** against an approved budget of **Kshs 918,487,193** representing absorption rate of 100% in the Financial Year 2019/20. Utilization of the budget was carried out through various activities (economic classifications) as enumerated below:

Economic Classification	Approved budget allocation (kshs)	Actual Payments (kshs)	Variance (kshs)
Compensation to employees	376,926,074	374,525,628	2,400,446
Use of goods & services	240,535,722	242,763,608	(2,227,886)
Transfers to other Government units	30,000,000	22,500,000	7,500,000
Social security benefits	7,137,105	7,137,105	-
Acquisition of assets	263,888,292	268,073,537	(4,185,245)
	918,487,193	914,999,877	3,487,316

Key achievements of the State Department for Mining in the Financial Year 2019/20

The achievements for the period under review (2019/20) include:

1. Increased the value of Mineral production for export from Kshs 2,274,600,000 (USD **223** Million) up to Kshs 2,958,000,000 (USD **290** Million).an increase of Kshs 683,400,000(USD 6.7 Million)
2. Trained two (2) batches of Supervisory management, Senior Management Course (SMC) and Strategic Development Program (SLDP) at the Kenya School of Government in Embu
3. Increased the volume of Mineral exports from **865** Metric tonnes to **1.124** million metric tonnes
4. Trained four hundred (400) artisanal miners on Financial literacy, environmental management, health & safety in mines and regulatory frameworks
5. Development of an in-house Integrated Management Information Reporting System (IMIRS) for timely collection of mineral production and sales data

Challenges in the Mining Sector

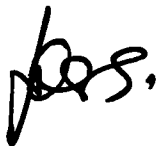
The following challenges weighed heavily on the State Departments' effort to deliver on its mandate;

- a) Low levels of mineral value addition leading to a situation where minerals are sold raw leading to low prices and earnings

**State Department for Mining
Reports and Financial Statements
For the year ended June 30, 2020**

- b) Dwindling budgetary allocations from the exchequer (GOK) coupled with late release of exchequer.
- c) Safeguarding mining and quarrying sites from encroachment
- d) Lack of framework and regulations for royalty sharing between National and County Governments as provided in the Mining Act 2016
- e) Non availability of up to date Geological data and information that hampers effective decision making.
- f) Highly dynamic technological changes which renders already acquired expensive mining and geological equipment obsolete.
- g) Inadequate specialized survey and Laboratory equipment needed for resource surveys and Geo – exploration.
- h) Management of community expectations in Mining areas.
- i) Balancing the interest of the Community, Investors and Government in mining undertaking while at the same time protecting the Environment.
- j) Inadequate office space. The State Department has only three floors in the Works Building and this is not enough for the growing numbers of staff

Sign



Cabinet Secretary

1. PERFORMANCE OF THE STATE DEPARTMENT FOR MINING AGAINST ITS OBJECTIVES.

The State Department of Mining is mandated with regulating the Mining sector in Kenya and ensuring that the Sector contributes significantly to the economic growth of the Country. During the year under review, the Department utilized resources towards achieving its mandate by undertaking the following key projects:

i. Establishment of a Geological Data Centre

The Department continued with its efforts to establish a Geological Data Centre to serve as a repository for all geological data and information thus enhancing access to geological data and information for mining investment and research purposes. Towards this end, 11 of the 14 key equipment procured and digitization of geological records achieved 60%. In consultation with the British Geological Society (BGS), the Ministry initiated a process of repatriation of geological data and information held at the British Geological Society by developing necessary terms of reference.

ii. Establishment an Internationally Accredited Mineral Certification Laboratory

For long Kenya relied on other countries such as South Africa to undertake most of the mineral tests. Towards ensuring self-sufficiency in mineral testing, the Department continued with efforts to establish an internationally accredited Mineral Certification Laboratory. During the year, laboratory was partially equipped, benches constructed and the process of certification commenced.

Upon completion, the laboratory provides scientific reports and certificates through qualitative and quantitative analysis of samples mainly for mineral exploration, mineral database and geological mapping.

iii. Geological Surveys Mapping and Exploration

During the review period, the Department intensified mineral exploration for Vanadium in Tharaka Nithi among other minerals. The data generated will inform and guide potential investors in the mining industry. These initiatives were hampered by inadequate financing coupled with ageing equipment.

iv. Establishing Online Transactional Cadaster Portal

The mining cadaster system was introduced to improve transparency and enhance efficiency in the licensing and permitting of mineral rights in Kenya. It serves as the only legal mean of application for all the mineral rights under the Mining Act 2016 and the Licensing and Permitting Regulations. During the review period, eighty-two (82) mining rights were issued by the Ministry, 43 of which were prospecting licenses and 3 mining licenses granted to large scale operators, while 36 mining permits were issued out as exclusive rights to small scale and artisanal miners to carry out mining within permit areas. Fifty-four (54) mining rights were granted in 2019 rights pointing to increasing intensity of exploration in the country.

**State Department for Mining
Reports and Financial Statements
For the year ended June 30, 2020**

v. Institutional Support to the Mineral Rights Board

The Mineral Rights Board is provided for in the Mining Act, 2016 to advise on mineral rights issuance. The Board has since been constituted and is operational. During the review period, the Department continued to support the Board in its endeavor to advise the cabinet Secretary on all mineral right dealings.

vi. Mineral Value Addition Centers

Promotion of mineral value addition centers focused on four areas. Equipping of the Gemstone Value Addition Centre in Voi continued with additional equipment for the Lapidary and Gemology sections installed. The Centre is now ready for operationalization and plans are underway to commission the center in the First Quarter of 2020/21 FY.

Additionally, feasibility studies for the construction of a granite processing plant in Vihiga County, a gold refinery in Kakamega County and a soapstone plant in Kisii were commissioned and final reports submitted. The Department is currently reviewing the reports with a view to making final decisions based on the Feasibility reports.

vii. Institutional Support to the National Mining Corporation

The National Mining Corporation (NMC) is provided for in the mining act as an investment arm of the national government in respect to minerals.

The corporation is responsible for investing on behalf of the government through 10% free carry interest in mining firms or through purchase of shares floated on the Nairobi Securities Exchange or similar arrangements. During the review period, the State Department continued to support the NMC in its operationalization. A number of staff were seconded to the Corporation and a grant of Ksh. 20 Million given to kick-start the Corporation.

viii. Preparation for Enactment of the National Mining Institute Act

Transformation process in the mining sector has over the years been hampered by low human capacity along the value chain, with the sector reliant on imported personnel. Establishment of a National Mining Institute (NMI) is meant to address this anomaly and guarantee future supply of skilled labor to sustain the sector. Towards this end, State Department supported in the drafting of the national Mining Institute Bill and forwarded that Same to the Office of the Attorney General and Department of Justice for finalization.

ix. Formalization of Artisanal Mining

Prior to the enactment of the mining act 2016, ASM activities were illegal as they were associated with child labour, environmental and health risks (particularly use of mercury in gold mining), and high prevalence of HIV/AIDS. The Ministry spearheaded ASM formalization by establishing artisanal mining committees in Kakamega, Taita Taveta and Vihiga. Fifteen women miners groups were registered in Kisii County as well as one women miners group in Kakamega, while twelve (12) youth groups have been formed with one group in Kisii already having received a machine for ballast crushing.

The Ministry collaborated with Jomo Kenyatta University of Agriculture and Technology

(JKUAT) as well as the Canadian International Research and Development Institute (CIRDI) to pilot a more efficient and safer ball-milling machine for use in ore milling. The institute also supported training of over 50 ASM and Ministry staff on formalization. Further, the Ministry in collaboration with the Ministry of Environment implemented a mercury elimination project in all the main ASM gold mining areas.

CORPORATE SOCIAL RESPONSIBILITY STATEMENT/SUSTAINABILITY REPORTING

Introduction

The Ministry of Petroleum and Mining was established by the Organization of the Government, Executive Order No. 1 of 2018 (revised) issued in June 2018, with the mandate of providing leadership in the management of the extractive sector. This includes development and implementation of Petroleum and Mining policies, programmes and projects, creating a favorable legal and regulatory environment for investments and building capacity among others. The Ministry State for Mining is mandated with promotion and regulation of the Mining sector to ensure sustainability, safety and health in mines. Further, the State department conducts a number of Public sector-lead initiatives aimed at enhancing quality of lives and improvement of the Country's poverty indices.

The mining Sector has the potential to boost the country's economic growth and development through increased export earnings, development of infrastructure, employment creation and improvement of social welfare. This is in tandem with the aspirations of the Government in the implementation of the "Big Four" development initiatives namely food and nutrition security, affordable housing, manufacturing and universal health coverage and Africa's Agenda 2063.

The State Department is committed to implementing strategic resources mobilization initiatives; adoption of new technologies; enhancement and strengthening of partnerships and collaboration among stakeholders; effective monitoring, evaluation and reporting framework.

1. Sustainability strategy and profile -

Mining in Kenya is mainly artisanal and small scale (ASM) with Large-Scale Mining (LSM) operations. Though largely informal, ASM produces approximately 60% of the country's gemstones. Gold is estimated at 5 metric tonnes per year, quarrying of stones, and other construction materials form the bulk of mining industry. Gold and construction materials are distinguished by the size of the mining area, type and level of technology deployed, duration, and renewal of the permit and of exclusivity, transfer, and upgrade rights.

Broadly, mining activities adhere to a three-phase mineral resources development cycle consisting of exploration, mining and closure. Exploration phase takes between 8-10 years; mining phase between 10-30 years while closure takes 1-2 years.

Strict adherence to these phases ensures that the sector is sustainable, adapted to international best practice and is conscious of the environment and safety of all. Sound management of each phase of

**State Department for Mining
Reports and Financial Statements
For the year ended June 30, 2020**

the mining cycle is essential if mining is to support Kenya's transformation agenda sustainably.

The State Department works closely with the National Environment Management Authority (NEMA) in its efforts to protect the environment in all exploration, mining and mine closure activities.

2. Environmental performance

The State Department works closely with the National Environment Management Authority (NEMA) in its efforts to protect the environment in all exploration, mining and mine closure activities. It follows and implements the Environmental Management and Coordination Act (EMCA), 2015 as well as the Occupational Safety and Health Act of 2007, (OSHA)

Further, the State Department is also in the process of developing a robust Mine Health and Safety regulations as guided by the Mining Act Sections (176 -181). These regulations shall be benchmarked against prevailing international standards on mine health, safety and the environment.

3. Employee welfare

During the review period, the Department facilitated a number of officers to undertake promotional courses locally and abroad. Key amongst the course sponsored was in Senior Leadership and Development, Strategic Leadership and Development and supervisory skills. This was meant to enhance service delivery, improve staff morale and ensure succession management. With regard to hiring and promotion of staff, the Department strictly adhered to the provisions and guidelines issued by the Public Service Commission and the Directorate of Personnel management from time to time. Some of the guidelines relied on to promote staff on merit included the delegation of public service commission HR functions to the Cabinet Secretary guidelines issued in 2015.

Staffs were also evaluated through the established Government Human Resources Information System (GHRIS).

4. Market place practices-

Promotion of mineral value addition centres focused on four areas. A Gemstone Value Addition Centre was constructed in Voi, Taita Taveta County and equipped with Lapidary and Gemmology. The Centre requires additional equipment and commissioning. Meanwhile, feasibility studies for the construction of a granite processing plant in Vihiga County, a gold refinery in Kakamega County and a soapstone plant in Kisii.

Transformation process in the mining sector has over the years been hampered by low human capacity along the value chain, with the sector reliant on imported personnel. Establishment of a National Mining Institute (NMI) is meant to address this anomaly and guarantee future supply of skilled labour to sustain the sector. Towards this end, the cabinet identified University of Nairobi (UON) and Taita-Taveta University (TTU) to collaborate with the Ministry to offer training for the National Mining Institute; the two institutions were to serve as incubation centers for NMI. A joint Secretariat was formed between the Ministry of Mining, UoN and TTU to spearhead the process of setting up the institute. The Mining Institute is to offer training of manpower in mining-related courses at certificate, and diploma to fill the skills gaps experienced in the mining sector.

**State Department for Mining
Reports and Financial Statements
For the year ended June 30, 2020**

On collaboration, The State Department collaborated with Jomo Kenyatta University of Agriculture and Technology (JKUAT) as well as the Canadian International Research and Development Institute (CIRDI) to pilot a more efficient and safer ball-milling machine for use in ore milling. The institute also supported training of over 50 ASM and Ministry staff on formalization. Further, the Ministry in collaboration with the Ministry of Environment implemented a mercury elimination project in all the main ASM gold mining areas.

The State Department strictly adheres to the requirements of the Public Procurement and Disposal Act in all its business and supplier relationship. Towards this end and in recognition of payment of suppliers on time and upon delivery of goods and services, the State Department cleared all pending bills that had accrued from its inception in 2013. Currently, the State Department is also finalizing plans to clear all outstanding bills from the FY 2019/2020.

Utilizing technology has also enhanced the Department's efficiency and effectiveness. The Mining Cadastre Portal continues to be a pioneering instrument in the management of mineral rights in Kenya. During the review period, the State Department continued to enhance the system through integration with the Government E-payment platform as well as incorporation of additional modules to the portal.

The State Department has also continued to maintain an arm's length relationship with all its stakeholders in the sector. This ensures that its regulatory mandate is neither diluted nor compromised but that it maintains independency and autonomy.

5. Community Engagements-

During the year under review, the State Department undertook a number of community engagements to sensitize members of the public on their role in mining promotion, their obligations and entitlement. Consequently, the Department facilitated the signing of four Community Development Agreements with various mining communities and mining operators engaging in mining operations.

The CDA's are provided for in the Mining Act and attendant regulations and they focus on ensuring that mining operators give to the surrounding communities atleast 1% of their annual turnover for community identified and led projects.

Further, the State Department engaged communities in Pokot, Taita Taveta, Kakamega, Kisii and Migori on the effects of using dangerous chemicals in the processing of minerals.

The State Department also contributed to the COVID-19 Emergency Fund to assist in mitigating the effects of the Covid -19 pandemic in Kenya.

**State Department for Mining
Reports and Financial Statements
For the year ended June 30, 2020**

STATEMENT OF ENTITY MANAGEMENT RESPONSIBILITIES

Section 81 (1) of the Public Finance Management Act, 2013 requires that, at the end of each financial year, the accounting officer for a National Government Entity shall prepare financial statements in respect of that entity. Section 81 (3) requires the financial statements so prepared to be in a form that complies with relevant accounting standards as prescribed the Public Sector Accounting Standards Board of Kenya from time to time.


The Accounting Officer in charge of the State Department for Mining is responsible for the preparation and presentation of the entity's financial statements, which give a true and fair view of the state of affairs of the entity for and as at the end of the financial year (period) ended on June 30, 2020. This responsibility includes: (i) maintaining adequate financial management arrangements and ensuring that these continue to be effective throughout the reporting period; (ii) maintaining proper accounting records, which disclose with reasonable accuracy at any time the financial position of the entity; (iii) designing, implementing and maintaining internal controls relevant to the preparation and fair presentation of the financial statements, and ensuring that they are free from material misstatements, whether due to error or fraud; (iv) safeguarding the assets of the entity; (v) selecting and applying appropriate accounting policies; and (vi) making accounting estimates that are reasonable in the circumstances.


The Accounting Officer in charge of the State Department for Mining accepts responsibility for the entity's financial statements, which have been prepared on the Cash Basis Method of Financial Reporting, using appropriate accounting policies in accordance with International Public Sector Accounting Standards (IPSAS). The Accounting Officer is of the opinion that the *entity's* financial statements give a true and fair view of the state of entity's transactions during the financial year ended June 30, 2020 and of the entity's financial position as at that date. The Accounting Officer charge of the State Department for Mining further confirms the completeness of the accounting records maintained for the *entity*, which have been relied upon in the preparation of the entity's financial statements as well as the adequacy of the systems of internal financial control.

The Accounting Officer in charge of the State Department for Mining confirms that the entity has complied fully with applicable Government Regulations and the terms of external financing covenants (where applicable), and that the entity's funds received during the year under audit were used for the eligible purposes for which they were intended and were properly accounted for. Further the Accounting Officer confirms that the entity's financial statements have been prepared in a form that complies with relevant accounting standards prescribed by the Public Sector Accounting Standards Board of Kenya.

Approval of the financial statements

The State Department for Mining financial statements were approved and signed by the Accounting Officer on 14/04 2021.


Principal Secretary
Name: Andrew N. Kamau, C.B.S


Deputy Accountant General
Name: Charles W. Nyaga
ICPAK Member Number:11093

REPUBLIC OF KENYA

Telephone: +254-(20) 3214000
E-mail: info@oagkenya.go.ke
Website: www.oagkenya.go.ke



Enhancing Accountability

HEADQUARTERS
Anniversary Towers
Monrovia Street
P.O. Box 30084-00100
NAIROBI

REPORT OF THE AUDITOR-GENERAL ON STATE DEPARTMENT FOR MINING FOR THE YEAR ENDED 30 JUNE, 2020

REPORT ON THE FINANCIAL STATEMENTS

Qualified Opinion

I have audited the accompanying financial statements of State Department for Mining set out on pages 18 to 41, which comprise the statement of assets and liabilities as at 30 June, 2020, and the statement of receipts and payments, statement of cash flows and summary statement of appropriation-recurrent and development combined for the year then ended, and a summary of significant accounting policies and other explanatory information in accordance with the provisions of Article 229 of the Constitution of Kenya and Section 35 of the Public Audit Act, 2015. I have obtained all the information and explanations which, to the best of my knowledge and belief, were necessary for the purpose of the audit.

In my opinion, except for the effect of the matters described in the Basis for Qualified Opinion section of my report, the financial statements present fairly, in all material respects, the financial position of the State Department for Mining as at 30 June, 2020, and of its financial performance and its cash flows for the year then ended, in accordance with International Public Sector Accounting Standards (Cash Basis) and comply with the Public Finance Management Act, 2012.

Basis for Qualified Opinion

1. Misallocation of Expenditure

1.1 Acquisition of Assets

The statement of receipts and payments reflects an expenditure of Kshs.268,073,537 under acquisition of assets, being assets acquired during the year under review. However, the supporting schedules provided for audit indicated that an amount of Kshs.121,905,803 reported under acquisition of assets related to purchase of toners, subsistence allowances, consultancy services, conference services, purchase of air tickets, hire of chartered plane, and other unrelated expenses. This is contrary to Section 43(1)(b) of the Public Finance Management Act, 2012 which prohibits reallocation of funds appropriated for capital expenditure and Regulation, 43 (b) of the Public Finance Management (National Government) Regulations, 2015 which provides that an Accounting Officer shall ensure that public funds entrusted to their care are properly safeguarded and are only applied for purposes for which they were intended and appropriated by Parliament.

1.2 Use of Goods and Services

The statement of receipts and payments reflects an expenditure of Kshs.242,763,608 under use of goods and services. However, a review of the expenditure ledgers revealed that an amount Kshs.63,016,713 relating to domestic travel and subsistence allowances, office and general expenses, honoraria and hospitality was charged to unrelated expenditure categories of specialized materials and other services, other operating expenses, routine maintenance of motor vehicles, routine maintenance of other assets and printing, advertisement and information supplies and services. This is contrary to Section 43(2)(c) of the Public Finance Management Act, 2012 which provides that the total sum of all reallocations made to or from a program or sub-vote should not exceed ten percent (10%) of the total expenditure approved for that program or sub-vote for that financial year.

2. Difference Between Financial Statements and Fixed Assets Register

The statement of receipts and payments and Annex 8 - summary of fixed assets register reflects an expenditure of Kshs.268,073,537 for acquisition of assets. However, the fixed assets register provided for audit, reflected fixed assets additions of Kshs.3,934,349 during the year resulting into an unexplained variance of Kshs.264,139,188. In addition, the summary of fixed assets register reflected assets with a cumulative historical cost of Kshs.515,127,542 while the fixed assets register reflected assets with a cumulative value of Kshs.302,307,775 resulting into a difference of Kshs.212,819,767. The difference between the two sets of records was not explained or reconciled.

In the circumstance, the accuracy of the acquisition of assets expenditure of Kshs.268,073,537 could not be confirmed. It could also not be confirmed that the assets of the State Department had been properly safeguarded.

3. Inaccuracies of Cash and Cash Equivalents Balance

The statement of assets and liabilities reflects cash and cash equivalents of Kshs.3,998,642. As shown in Note 9A to the financial statements, the balance comprised of bank balances of Kshs.1,951,608, Kshs.15,221 and Kshs.2,031,813 held in the recurrent, development and deposits bank accounts respectively. However, the cash and cash equivalents balance of Kshs.3,998,642 differed with the total cash books balance of Kshs.2,158,899 for the three bank accounts as certified by the Board of Survey on 30 June, 2020, resulting into a variance of Kshs.1,839,743 which was not reconciled. Further, the cash in hand balance of Kshs.94,133 held in the recurrent cashbook on 30 June, 2020 was not included in the cash and cash equivalents balance thus understating the reported cash and cash equivalents.

In the circumstances, the accuracy and completeness of the cash and cash equivalents balance of Kshs.3,998,642 could not be confirmed.

4. Unsupported Pending Bills

As disclosed in Note 17.1 to the financial statements, the State Department for Mining had pending bills totalling Kshs.54,589,919. However, pending bills amounting to

Kshs.2,621,082 were not supported and as a result, their authenticity could not be ascertained. Failure to settle bills during the year to which they relate adversely affects the provisions of the subsequent year to which they have to be charged.

The audit was conducted in accordance with International Standards of Supreme Audit Institutions (ISSAIs). I am independent of the State Department for Mining Management in accordance with ISSAI 130 on Code of Ethics. I have fulfilled other ethical responsibilities in accordance with the ISSAI and in accordance with other ethical requirements applicable to performing audits of financial statements in Kenya. I believe that the audit evidence I have obtained is sufficient and appropriate to provide a basis for my qualified opinion.

Key Audit Matters

Key audit matters are those matters that, in my professional judgment, are of most significance in the audit of financial statements. There were no key audit matters to report in the year under review.

REPORT ON LAWFULNESS AND EFFECTIVENESS IN USE OF PUBLIC RESOURCES

Conclusion

As required by Article 229(6) of the Constitution, based on the audit procedures performed, except for the matters described in the Basis for Conclusion on Lawfulness and Effectiveness in Use of Public Resources sections of my report, I confirm that, nothing else has come to my attention to cause me to believe that public resources have not been applied lawfully and in an effective way.

Basis for Conclusion

Award of Tender to a Contractor with Contradicting Registration Dates

The statement of receipts and payments reflects an expenditure of Kshs.268,073,537 under acquisition of assets, which as disclosed in Note 8 to the financial statements, includes an amount of Kshs.134,785,468 incurred on construction of buildings. Included in the latter balance is an amount of Kshs.6,525,000 paid to a consultancy firm as part payment for undertaking a feasibility study on establishment of a granite processing plant in Vihiga County at a consultancy fee of Kshs.26,100,000. The same firm was contracted to undertake a feasibility study on establishment of a soapstone value addition center in Kisii County for Kshs.13,771,520 in April, 2019.

The certificate of incorporation - CPR/2013/213800 submitted by the firm during tendering for the services indicated that the Company was incorporated on 5 November, 2013. However, an independent confirmation of the registration status of the Company with the Registrar of Companies (CR12) indicated that the Company was registered on 28 August, 2018. No explanation was provided for the anomaly.

In the circumstances, the authenticity of the registration documents of the firm and the validity of the contractual agreements entered into with the State Department, as well as the payments made could not be confirmed.

The audit was conducted in accordance with ISSAI 4000. The standard requires that I comply with ethical requirements and plan and perform the audit to obtain assurance about whether the activities, financial transactions and information reflected in the financial statements comply, in all material respects, with the authorities that govern them. I believe that the audit evidence I have obtained is sufficient and appropriate to provide a basis for my conclusion.

REPORT ON EFFECTIVENESS OF INTERNAL CONTROLS, RISK MANAGEMENT AND GOVERNANCE

Conclusion

As required by Section 7(1)(a) of the Public Audit Act, 2015, based on the procedures performed, I confirm that, nothing else has come to my attention to cause me to believe that internal controls, risk management and governance were not effective.

Basis for Conclusion

The audit was conducted in accordance with ISSAI 2315 and ISSAI 2330. The standards require that I plan and perform the audit to obtain assurance about whether effective processes and systems of internal control, risk management and governance were operating effectively, in all material respects. I believe that the audit evidence I have obtained is sufficient and appropriate to provide a basis for my conclusion.

Responsibilities of Management and those Charged with Governance

Management is responsible for the preparation and fair presentation of these financial statements in accordance with International Public Sector Accounting Standards (Cash Basis) and for maintaining effective internal control as Management determines is necessary to enable the preparation of financial statements that are free from material misstatement, whether due to fraud or error and for assessment of the effectiveness of internal control, risk management and governance.

In preparing the financial statements, Management is responsible for assessing the State Department's ability to sustain its services, disclosing, as applicable, matters related to sustainability of services using the applicable basis of accounting unless Management is aware of the intention to terminate the State Department or to cease operations.

Management is also responsible for the submission of the financial statements to the Auditor-General in accordance with the provisions of Section 47 of the Public Audit Act, 2015.

In addition, to the responsibility for preparing and presenting the financial statements described above, Management is also responsible for ensuring that the activities, financial transactions and information reflected in the financial statements comply with the authorities which govern them, and that public resources are applied in an effective way.

Those charged with governance are responsible for overseeing the financial reporting process, reviewing the effectiveness of how the State Department monitors compliance with relevant legislative and regulatory requirements, ensuring that effective processes

and systems are in place to address key roles and responsibilities in relation to governance and risk management, and ensuring the adequacy and effectiveness of the control environment.

Auditor-General's Responsibilities for the Audit

The audit objectives are to obtain reasonable assurance about whether the financial statements as a whole are free from material misstatement, whether due to fraud or error, and to issue an auditor's report that includes my opinion in accordance with the provisions of Section 48 of the Public Audit Act, 2015 and submit the audit report in compliance with Article 229(7) of the Constitution. Reasonable assurance is a high level of assurance, but is not a guarantee that an audit conducted in accordance with ISSAIs will always detect a material misstatement and weakness when it exists. Misstatements can arise from fraud or error and are considered material if, individually or in the aggregate, they could reasonably be expected to influence the economic decisions of users taken on the basis of these financial statements.

In addition to the audit of the financial statements, a compliance audit is planned and performed to express a conclusion about whether, in all material respects, the activities, financial transactions and information reflected in the financial statements comply with the authorities that govern them and that public resources are applied in an effective way, in accordance with the provisions of Article 229(6) of the Constitution.

Further, in planning and performing the audit of the financial statements and audit of compliance, I consider internal control in order to give an assurance on the effectiveness of internal controls, risk management and governance processes and systems in accordance with the provisions of Section 7(1)(a) of the Public Audit Act, 2015 and submit the audit report in compliance with Article 229(7) of the Constitution. My consideration of the internal control system would not necessarily disclose all matters in the internal control that might be material weaknesses under the ISSAIs. A material weakness is a condition in which the design or operation of one or more of the internal control components does not reduce to a relatively low level the risk that misstatements caused by error or fraud in amounts that would be material in relation to the financial statements being audited may occur and not be detected within a timely period by employees in the normal course of performing their assigned functions.

Because of its inherent limitations, internal control may not prevent or detect misstatements and instances of non-compliance. Also, projections of any evaluation of effectiveness to future periods are subject to the risk that controls may become inadequate because of changes in conditions, or that the degree of compliance with the policies and procedures may deteriorate.

As part of an audit conducted in accordance with ISSAIs, I exercise professional judgement and maintain professional skepticism throughout the audit. I also:

- Identify and assess the risks of material misstatement of the financial statements, whether due to fraud or error, design and perform audit procedures responsive to those risks, and obtain audit evidence that is sufficient and appropriate to provide a basis for my opinion. The risk of not detecting a material misstatement resulting from

fraud is higher than for one resulting from error, as fraud may involve collusion, forgery, intentional omissions, misrepresentations, or the override of internal control.

- Evaluate the appropriateness of accounting policies used and the reasonableness of accounting estimates and related disclosures made by the Management.
- Conclude on the appropriateness of the Management's use of the applicable basis of accounting and, based on the audit evidence obtained, whether a material uncertainty exists related to events or conditions that may cast significant doubt on the ability of the State Department to sustain its services. If I conclude that a material uncertainty exists, I am required to draw attention in the auditor's report to the related disclosures in the financial statements or, if such disclosures are inadequate, to modify my opinion. My conclusions are based on the audit evidence obtained up to the date of my audit report. However, future events or conditions may cause the State Department not to sustain its services.
- Evaluate the overall presentation, structure and content of the financial statements, including the disclosures, and whether the financial statements represent the underlying transactions and events in a manner that achieves fair presentation.
- Obtain sufficient appropriate audit evidence regarding the financial information and business activities of the State Department to express an opinion on the financial statements.
- Perform such other procedures as I consider necessary in the circumstances.

I communicate with the Management regarding, among other matters, the planned scope and timing of the audit and significant audit findings, including any significant deficiencies in internal control that are identified during the audit.

I also provide Management with a statement that I have complied with relevant ethical requirements regarding independence, and communicate with them all relationships and other matters that may reasonably be thought to bear on my independence, and where applicable, related safeguards.



Nancy Gathungu
AUDITOR-GENERAL

Nairobi


12 May, 2021


**State Department for Mining
Reports and Financial Statements
For the year ended June 30, 2020**

STATEMENT OF RECEIPTS AND PAYMENTS

	Note	2019- 2020 Kshs	2018-2019 Kshs
RECEIPTS			
Transfers from National Treasury	1	868,487,183	1,224,201,565
Other Revenues	2	50,000,000	100,000,000
TOTAL REVENUES		918,487,182	1,324,201,565
PAYMENTS			
Compensation of Employees	3	374,525,628	472,238,402
Use of goods and services	4	242,763,608	593,673,831
Transfers to Other Government Units	5	22,500,000	-
Other grants and transfers	6	-	805,000
Social Security Benefits	7	7,137,105	10,296,340
Acquisition of Assets	8	268,073,537	247,054,005
TOTAL PAYMENTS		914,999,877	1,324,067,578
SURPLUS/DEFICIT		3,487,305	133,987

The accounting policies and explanatory notes to these financial statements form an integral part of the financial statements. The entity financial statements were approved on 14/04 2021 and signed by:


Principal Secretary
Name: Andrew N. Kamau, C.B.S



Deputy Accountant General
Name: Charles W. Nyaga
ICPAK Member Number:11093


**State Department for Mining
Reports and Financial Statements
For the year ended June 30, 2020**

STATEMENT OF ASSETS AND LIABILITIES

	Note	2019- 2020 Kshs	2018-2019 Kshs
FINANCIAL ASSETS			
Cash and Cash Equivalents			
Bank Balances	9A	3,998,642	31,254,927
Cash Balances	9B	-	68,820
Total Cash And Cash Equivalents		3,998,642	31,323,747
Accounts Receivables - Outstanding Imprest and Clearance Accounts	10	1,520,476	-
TOTAL FINANCIAL ASSETS		5,519,118	31,323,747
LESS: FINANCIAL LIABILITIES			
Accounts Payables - Deposits	11	2,031,813	31,189,759
NET FINANCIAL ASSETS		3,487,305	133,988
REPRESENTED BY			
Fund balance b/fwd	12	133,988	62,531
Prior year adjustments	15	(133,988)	(62,531)
Surplus/Deficit for the year		3,487,305	133,987
NET FINANCIAL POSSITION		3,487,305	133,988

The accounting policies and explanatory notes to these financial statements form an integral part of the financial statements. The entity financial statements were approved on 14/4/2020 and signed by:


Principal Secretary
Name: Andrew N. Kamau, C.B.S


Deputy Accountant General
Name: Charles W. Nyaga
ICPAK Member Number: 11093


**State Department for Mining
Reports and Financial Statements
For the year ended June 30, 2020**

STATEMENT OF CASH FLOWS

	Note	2019- 2020 Kshs	2018-2019 Kshs
CASH FLOW FROM OPERATING ACTIVITIES			
Receipts for operating income			
Transfers from National Treasury	1	868,487,183	1,224,201,565
Other Revenues	2	50,000,000	100,000,000
		918,487,182	1,324,201,565
Payments for operating expenses			
Compensation of Employees	3	374,525,628	472,238,402
Use of goods and services	4	242,763,608	593,673,831
Transfers to Other Government Units	5	22,500,000	-
Other grants and transfers	6	-	805,000
Social Security Benefits	7	7,137,105	10,296,340
		646,926,340	1,077,013,573
Adjusted for:			
Decrease/(Increase) in Accounts receivable: (outstanding imprest)	13	(1,520,476)	-
Increase/(Decrease) in Accounts Payable: (deposits and retention)	14	(29,157,946)	(142,849,423)
Prior Year Adjustments	15	(133,988)	(62,531)
		240,748,432	104,276,038
Prior Year Adjustments			
CASHFLOW FROM INVESTING ACTIVITIES			
Acquisition of Assets	8	(268,073,537)	(247,054,005)
Net cash flows from Investing Activities		(268,073,537)	(247,054,005)
CASHFLOW FROM BORROWING ACTIVITIES			
Net cash flow from financing activities		-	-
NET INCREASE IN CASH AND CASH EQUIVALENT			
		(27,325,105)	(142,777,967)
Cash and cash equivalent at BEGINNING of the year		31,323,747	174,101,713
Cash and cash equivalent at END of the year		3,998,642	31,323,747

The accounting policies and explanatory notes to these financial statements form an integral part of the financial statements. The entity financial statements were approved on 14/04/2020 and signed by:


Principal Secretary
Name: Andrew N. Kamau, C.B.S


Deputy Accountant General
Name: Charles W. Nyaga
ICPAK Member Number:11093

SUMMARY STATEMENT OF APPROPRIATION: RECURRENT AND DEVELOPMENT COMBINED

Revenue/Expense Item	Original Budget		Adjustments		Final Budget		Actual on Comparable Basis		Budget Utilisation Difference		% of Utilisation Difference to Final Budget	
	a		b		c=a+b		d		e=c-d		f=d/c %	
RECEIPTS												
Other Receipts	10,000,000		40,000,000		50,000,000		50,000,000		0		100%	
Exchequer releases	880,163,037		(11,675,844)		868,487,193		868,487,183		10		100%	
Total Receipts	890,163,037		28,324,156		918,487,193		918,487,183		10		100%	
Payments												
Compensation of Employees	186,463,037		190,463,037		376,926,074		374,525,628		2,400,446		99%	
Use of goods and services	275,184,900		(34,649,178)		240,535,722		242,763,608		(2,227,886)		101%	
Transfers to Other Government Units	15,000,000		15,000,000		30,000,000		22,500,000		7,500,000		75%	
Social Security Benefits	0		7,137,105		7,137,105		7,137,105		0		100%	
Acquisition of Assets	413,515,100		(149,626,808)		263,888,292		268,073,537		(4,185,245)		102%	
Grand Total	890,163,037		28,324,156		918,487,193		914,999,877		3,487,316		100%	
Surplus/Deficit							3,487,305		(3,487,305)			

Notes:

1. Use of goods and services 101% and Acquisition of Assets 102 % utilizations; this was as a result of supplementary cuts budget after the expenditure had been incurred.
2. NMC absorption rate is low

The entity financial statements were approved on 14 July 2021 and signed by:



Deputy Accountant General
Name: Charles W. Nyaga
ICPAK Member Number: 11093



Principal Secretary
Name: Andrew N. Kamau, C.B.S

State Department for Mining
 Reports and Financial Statements
 For the year ended June 30, 2020


SUMMARY STATEMENT OF APPROPRIATION: RECURRENT


Revenue/Expense Item	Original Budget a	Adjustments b	Final Budget c=a+b	Actual on Comparable Basis d	Budget Utilisation Difference e=d-c	% of Utilisation Difference to Final Budget f=d/c %
RECEIPTS						
Exchequer releases	306,163,037	229,802,238	535,965,275	535,965,265	-	100%
Other Receipts	10,000,000	40,000,000	50,000,000	50,000,000	-	100%
Total Receipts	316,163,037	269,802,238	585,965,275	585,965,265	-	100%
PAYMENTS						
Compensation of Employees	186,463,037	190,463,037	376,926,074	374,525,628	2,400,446	99%
Use of goods and services	114,184,900	57,584,020	171,768,920	173,103,457	(1,334,537)	101%
Transfers to Other Government Units	15,000,000	15,000,000	30,000,000	22,500,000	7,500,000	75%
Social Security Benefits	0	7,137,105	7,137,105	7,137,105	0	100%
Acquisition of Assets	515,100	(381,924)	133,176	133,100	76	100%
Grand Total	316,163,037	269,802,238	585,965,275	577,399,290	8,565,985	99%
Surplus/Deficit	-	-	-	8,565,975	(8,565,985)	

Notes:

1. Use of goods and services 101% utilization; this was as a result of supplementary cuts budget after the expenditure had been incurred.
2. NMC absorption rate is low.

The entity financial statements were approved on 14/11/2021 and signed by:


 Principal Secretary
 Name: Andrew N. Kamau, C.B.S



 Deputy Accountant General
 Name: Charles W. Nyaga
 ICPAK Member Number: 11093


SUMMARY STATEMENT OF APPROPRIATION: DEVELOPMENT

Revenue/Expense Item	Actual on Comparable Basis				% of Utilisation f=d/c %
	Original Budget a	Adjustments b	Final Budget c=a+b	Budget Utilisation Difference e=c-d	
RECEIPTS					
Exchequer releases	574,000,000	(241,478,082)	332,521,918	332,521,917	100%
Total Receipts	574,000,000	(241,478,082)	332,521,918	332,521,917	100%
Payments					
Compensation of Employees					
Use of goods and services	161,000,000	(92,233,198)	68,766,802	69,660,150	101%
Acquisition of Assets	413,000,000	(149,244,884)	263,755,116	267,940,437	102%
Grand Total	574,000,000	(241,478,082)	332,521,918	337,600,587	102%
Surplus/Deficit	-	-	-	(5,078,670)	5,078,670

1. Use of goods and services 101% and Acquisition of Assets 102 % utilizations; this was as a result of supplementary cuts budget after the expenditure had been incurred.

The entity financial statements were approved on 14/04 2021 and signed by:


Principal Secretary
Name: Andrew N. Kamau, C.B.S


Deputy Accountant General
Name: Charles W. Nyaga
ICPAK Member Number: 11093

State Department for Mining
Reports and Financial Statements
For the year ended June 30, 2020

BUDGET EXECUTION BY PROGRAMMES AND SUB-PROGRAMMES

Program	Sub Program	Description	Approved Budget	Actual Payments	Variance
-		Default - Non Programmatic	-	116,900.00	-116,900.00
	-	Default - Non Programmatic	-	116,900.00	-116,900.00
1005000000		Integrated Regional Development	-	62,000.00	-62,000.00
	1,005,010,000.00	Integrated basin based Development	-	62,000.00	-62,000.00
1007000000		General Administration Planning and Support Services	319,385,497.00	316,315,283.65	3,070,213.35
	1007010000	Mining Policy Development and Coordination	319,385,497.00	316,315,283.65	3,070,213.35
1009000000		Mineral Resources Management	456,585,735.00	454,290,471.05	2,295,263.95
	1009010000	Mineral Resources Development	293,760,566.00	291,465,802.25	2,294,763.75
	1009020000	Geological survey and mineral exploration	162,825,169.00	162,824,668.80	500.20
1021000000		Geological Survey & Geo Information Services	142,515,961.00	144,215,222.65	-1,699,261.65
	1021010000		122,520,961.00	124,166,421.65	-1,645,460.65
	1021020000		19,995,000.00	20,048,801.00	-53,801.00
		Grand Total	918,487,193.00	914,999,877.35	3,487,315.65

(NB: This statement is a disclosure statement indicating the utilisation in the same format at the Entity's budgets which are programme based. Ensure that this document is completed to enable consolidation by the National Treasury)

SIGNIFICANT ACCOUNTING POLICIES

The principle accounting policies adopted in the preparation of these financial statements are set out below:

1. Statement of Compliance and Basis of Preparation

The financial statements have been prepared in accordance with Cash-basis International Public Sector Accounting Standards (IPSAS) as prescribed by the Public Sector Accounting Standards Board (PSASB) and set out in the accounting policy note below. This cash basis of accounting has been supplemented with accounting for; a) receivables that include imprests and salary advances and b) payables that include deposits and retentions.

The financial statements comply with and conform to the form of presentation prescribed by the PSASB. The accounting policies adopted have been consistently applied to all the years presented.

2. Reporting Entity

The financial statements are for the *state department of mining*. The financial statements encompass the reporting entity as specified under section 81 of the PFM Act 2012 and also comprise of the following development projects implemented by the entity:

3. Reporting Currency

The financial statements are presented in Kenya Shillings (KShs), which is the functional and reporting currency of the Government and all values are rounded to the nearest Kenya Shilling.

4. Significant Accounting Policies

The accounting policies set out in this section have been consistently applied by the Entity for all the years presented.

a) Recognition of Receipts

The Entity recognises all receipts from the various sources when the event occurs and the related cash has actually been received by the Entity.

• Tax Receipts

Tax receipts are recognized in the books of accounts when cash is received. Cash is considered as received when notification of tax remittance is received. (Check if this policy is applicable to entity)

SIGNIFICANT ACCOUNTING POLICIES

• Transfers from the Exchequer

Transfers from the exchequer are recognized in the books of accounts when cash is received. Cash is considered as received when payment instruction is issued to the bank and notified to the receiving entity.

• External Assistance

**State Department for Mining
Reports and Financial Statements
For the year ended June 30, 2020**

External assistance is received through grants and loans from multilateral and bilateral development partners.

Grants and loans shall be recognized in the books of accounts when cash is received. Cash is considered as received when a payment advice is received by the recipient entity or by the beneficiary.

In case of grant/loan in kind, such grants are recorded upon receipt of the grant item and upon determination of the value. The date of the transaction is the value date indicated on the payment advice. A similar recognition criteria is applied for loans received in the form of a direct payment.

During the year ended 30th June 2020, there were no instances of non-compliance with terms and conditions which have resulted in cancellation of external assistance loans.

- **Other receipts**

These include Appropriation-in-Aid and relates to receipts such as proceeds from disposal of assets and sale of tender documents. These are recognised in the financial statements the time associated cash is received.

b) Recognition of payments

The Entity recognises all payments when the event occurs, and the related cash has been paid out by the Entity.

- **Compensation of Employees**

Salaries and wages, allowances, statutory contribution for employees are recognized in the period when the compensation is paid.

- **Use of Goods and Services**

Goods and services are recognized as payments in the period when the goods/services are paid for. Such expenses, if not paid during the period where goods/services are consumed, shall be disclosed as pending bills.

- **Interest on Borrowing**

Borrowing costs that include interest are recognized as payment in the period in which they are paid for.

SIGNIFICANT ACCOUNTING POLICIES

• **Repayment of Borrowing (Principal Amount)**

The repayment of principal amount of borrowing is recognized as payment in the period in which the repayment is made.

• **Acquisition of Fixed Assets**

The payment on acquisition of property plant and equipment items is not capitalized. The cost of acquisition and proceeds from disposal of these items are treated as payments and receipts items respectively. Where an asset is acquired in a non-exchange transaction for nil or nominal consideration and the fair value of the asset can be reliably established, a contra transaction is recorded as receipt and as a payment.

A fixed asset register is maintained by each public entity and a summary provided for purposes of consolidation. This summary is disclosed as an annexure to the financial statements.

5. In-kind contributions

In-kind contributions are donations that are made to the Entity in the form of actual goods and/or services rather than in money or cash terms. These donations may include vehicles, equipment or personnel services. Where the financial value received for in-kind contributions can be reliably determined, the Entity includes such value in the statement of receipts and payments both as receipts and as payments in equal and opposite amounts; otherwise, the contribution is not recorded.

6. Third Party Payments

Included in the receipts and payments, are payments made on its behalf to third parties in form of loans and grants. These payments do not constitute cash receipts and payments and are disclosed in the payment to third parties in the statement of receipts and payments as proceeds from foreign borrowings.

7. Cash and Cash Equivalents

Cash and cash equivalents comprise cash on hand and cash at bank, short-term deposits on call and highly liquid investments with an original maturity of three months or less, which are readily convertible to known amounts of cash and are subject to insignificant risk of changes in value. Bank account balances include amounts held at the Central Bank of Kenya and at various commercial banks at the end of the financial year.

Restriction on Cash

Restricted cash represents amounts that are limited/restricted from being used to settle a liability for at least twelve months after the reporting period. This cash is limited for direct use as required by stipulation.

Amounts maintained in deposit bank accounts are restricted for use in refunding third party deposits. As at 30th June 2020, this amounted to Kshs 2,031,813 compared to Kshs 31,189,759 in prior period as indicated on note 11.

There were no other restrictions on cash during the year.

SIGNIFICANT ACCOUNTING POLICIES

8. Accounts Receivable

For the purposes of these financial statements, imprests and advances to authorised public officers and/or institutions which were not surrendered or accounted for at the end of the financial year are treated as receivables. This is in recognition of the government practice where the imprest payments are recognized as payments when fully accounted for by the imprest or AIE holders. This is an enhancement to the cash accounting policy. Other accounts receivables are disclosed in the financial statements.

9. Accounts Payable

For the purposes of these financial statements, deposits and retentions held on behalf of third parties have been recognized on an accrual basis (as accounts payables). This is in recognition of the government practice of retaining a portion of contracted services and works pending fulfilment of obligations by the contractor and to hold deposits on behalf of third parties. This is an enhancement to the cash accounting policy adopted by National Government Ministries and Agencies. Other liabilities including pending bills are disclosed in the financial statements.

10. Pending Bills

Pending bills consist of unpaid liabilities at the end of the financial year arising from contracted goods or services during the year or in past years. As pending bills do not involve the payment of cash in the reporting period, they recorded as 'memorandum' or 'off-balance' items to provide a sense of the overall net cash position of the Entity at the end of the year. When the pending bills are finally settled, such payments are included in the Statement of Receipts and Payments in the year in which the payments are made.

11. Budget

The budget is developed on a comparable accounting basis (cash basis except for imprest and deposits, which are accounted for on an accrual basis), the same accounts classification basis, and for the same period as the financial statements. The original budget was approved by Parliament on June 2019 for the period 1st July 2019 to 30th June 2020 as required by Law and there were two supplementary adjustments to the original budget during the year.

A comparison of the actual performance against the comparable budget for the financial year under review has been included in the financial statements.

Government Development Projects are budgeted for under the MDAs but receive budgeted funds as transfers and account for them separately. These transfers are recognised as inter-entity transfers.

12. Comparative Figures

Where necessary, comparative figures for the previous financial year have been amended or reconfigured to conform to the required changes in presentation.

SIGNIFICANT ACCOUNTING POLICIES

13. Subsequent Events

There have been no events subsequent to the financial year end with a significant impact on the financial statements for the year ended 30th June 2020.

14. Errors

Material prior period errors shall be corrected retrospectively in the first set of financial statements authorized for issue after their discovery by: i. restating the comparative amounts for prior period(s) presented in which the error occurred; or ii. If the error occurred before the earliest prior period presented, restating the opening balances of assets, liabilities and net assets/equity for the earliest prior period presented.

During the year, errors that have been corrected are disclosed under note 26 explaining the nature and amounts.

15. Related Party Transactions

Related party relationships are a normal feature of commerce. Specific information with regards to related party transactions is included in the disclosure notes.

**State Department for Mining
Reports and Financial Statements
For the year ended June 30, 2020**

NOTES TO THE FINANCIAL STATEMENTS

1 EXCHEQUER RELEASES

Description	2019- 2020 Kshs	2018-2019 Kshs
Total Exchequer Releases for quarter 1	162,511,376	216,543,700
Total Exchequer Releases for quarter 2	402,571,271	397,666,300
Total Exchequer Releases for quarter 3	211,790,334	609,991,565
Total Exchequer Releases for quarter 4	91,614,201	-
TOTAL	868,487,183	1,224,201,565

2 OTHER REVENUES

Description	2019- 2020 Kshs	2018-2019 Kshs
Other Receipts Not Classified Elsewhere	50,000,000	100,000,000
TOTAL	50,000,000	100,000,000

3 COMPENSATION OF EMPLOYEES

Description	2019- 2020 Kshs	2018-2019 Kshs
Basic salaries of permanent employees	235,540,338	256,321,021
Basic wages of temporary employees	9,057,675	19,062,468
Personal allowances paid as part of salary	129,927,615	196,854,913
TOTAL	374,525,628	472,238,402

**State Department for Mining
Reports and Financial Statements
For the year ended June 30, 2020**

NOTES TO THE FINANCIAL STATEMENTS (Continued)

4 USE OF GOODS AND SERVICES

Description	2019- 2020 Kshs	2018-2019 Kshs
Utilities, supplies and services	11,686,441	7,922,746
Communication, supplies and services	1,472,280	3,870,290
Domestic travel and subsistence	5,570,257	13,858,225
Foreign travel and subsistence	1,235,560	3,112,182
Printing, advertising and information supplies & services	3,519,194	5,379,724
Rentals of produced assets	5,509,902	4,515,850
Training expenses	18,124,280	20,380,338
Hospitality supplies and services	2,534,253	5,900,913
Specialised materials and services	54,577,613	52,910,401
Office and general supplies and services	2,847,240	5,220,014
Other operating expenses	91,349,516	407,252,069
Routine maintenance – vehicles and other transport equipment	5,782,092	5,465,814
Routine maintenance – other assets	27,621,578	45,662,359
Fuel Oil and Lubricants	10,933,402	12,222,906
TOTAL	242,763,608	593,673,831

5 GRANTS AND TRANSFERS TO OTHER GOVERNMENT ENTITIES

Description	2019- 2020 Kshs	2018-2019 Kshs
Transfers to National Government entities		
Current Grants to National Government Agencies	22,500,000	-
TOTAL	22,500,000	-

The above transfers were made to the following self-reporting entities in the year:

The above transfers were made to the following self-reporting entities in the year:	
Description	2019- 2020 Kshs
Transfers to SAGAs and SCs	-
National Mining Corporation	22,500,000
TOTAL	22,500,000

**State Department for Mining
Reports and Financial Statements
For the year ended June 30, 2020**

NOTES TO THE FINANCIAL STATEMENTS (Continued)

We have confirmed these amounts with the recipient entities and attached these confirmations as an Appendix to this financial statements

6 OTHER GRANTS AND TRANSFERS

Description	2019- 2020 Kshs	2018-2019 Kshs
Membership dues and subscriptions to international organizations	-	805,000
Total	-	805,000

7 SOCIAL SECURITY BENEFITS

Description	2019- 2020 Kshs	2018-2019 Kshs
Government pension and retirement benefits	7,137,105	10,296,340
TOTAL	7,137,105	10,296,340

8 ACQUISITION OF ASSETS

Description	2019- 2020 Kshs	2018-2019 Kshs
Construction of Buildings	134,785,468	30,677,485
Construction and Civil Works	9,999,348	29,981,544
Works	-	24,261,000
Purchase of Office Furniture and General Equipment	133,100	316,900
Purchase of Specialised Plant, Equipment and Machinery	113,053,414	150,475,456
Supervision	10,102,207	11,341,621
TOTAL	268,073,537	247,054,005

**State Department for Mining
Reports and Financial Statements
For the year ended June 30, 2020**

NOTES TO THE FINANCIAL STATEMENTS (Continued)

9A: Bank Accounts

Name of Bank, Account No. & currency	Amount in bank account currency	Indicate whether recurrent, Development, deposit e.t.c	2019- 2020	2018-2019
			Kshs	Kshs
Central Bank of Kenya, 87038023, KShs	KShs	Reccurent	1,951,608	60,402
Central Bank of Kenya, 87056980, KShs	KShs	Development	15,221	4,766
Central Bank of Kenya, 87134823, KShs	KShs	Deposit	2,031,813	31,189,759
Total			3,998,642	31,254,927

9B: CASH IN HAND

	2019- 2020	2018-2019
	Kshs	Kshs
Cash in Hand – Held in domestic currency		68,820
TOTAL	-	68,820

Cash in hand should also be analysed as follows:

	2019- 2020	2018-2019
	Kshs	Kshs
Headquarters, National Treasury Building, Cashoffice		68,820
TOTAL	-	68,820

10: ACCOUNTS RECEIVABLE - OUTSTANDING IMPRESTS

Description	2019- 2020	2018-2019
	Kshs	Kshs
Government Imprests	1,520,476	-
District suspense	-	-
Clearance accounts	-	-
TOTAL	1,520,476	-

**State Department for Mining
Reports and Financial Statements
For the year ended June 30, 2020**

11. ACCOUNTS PAYABLE

<i>Description</i>	2019- 2020	2018-2019
	Kshs	Kshs
Deposits	2,031,813	31,189,759
TOTAL	2,031,813	31,189,759

12. FUND BALANCE BROUGHT FORWARD

<i>Description</i>	2019- 2020	2018-2019
	Kshs	Kshs
Bank accounts	31,254,927	174,101,713
Cash in hand	68,820	-
Receivables - Outstanding Imprests	-	-
Payables - Deposits	(31,189,759)	(174,039,182)
TOTAL	133,988	62,531

13. CHANGES IN RECEIVABLE

Description of the error	2019 - 2020	2018 - 2019
	KShs	KShs
Outstanding Imprest as at 1 st July 2019 (A)	-	-
Imprest issued during the year (B)	-	-
Imprest surrendered during the Year (C)	-	-
Net changes in account receivables D= A+B-C	-	-

**State Department for Mining
Reports and Financial Statements
For the year ended June 30, 2020**

NOTES TO THE FINANCIAL STATEMENTS (Continued)

14. CHANGES IN ACCOUNTS PAYABLE – DEPOSITS AND RETENTIONS

Description of the error	2019 - 2020	2018 - 2019
	KShs	KShs
Deposit and Retentions as at 1 st July 2019 (A)	-	-
Deposit and Retentions held during the year (B)	-	-
Deposit and Retentions paid during the Year (C)	-	-
Net changes in account receivables D= A+B-C	-	-

15. PRIOR YEAR ADJUSTMENTS

Description of the error	Balance b/f FY 2018/2019 as per Financial statements	Adjustments	Adjusted Balance b/f FY 2018/2019
	Kshs	Kshs	Kshs
Bank account Balances	31,254,927	(65,168)	31,189,759
Cash in hand	68,820	(68,820)	-
Accounts Payables	(31,189,759)	-	(31,189,759)
Receivables	-	-	-
	133,988	(133,988)	-

**State Department for Mining
Reports and Financial Statements
For the year ended June 30, 2020**

16. RELATED PARTY DISCLOSURES

Related party disclosure is encouraged under non-mandatory section of the Cash Basis IPSAS.

The following comprise of related parties to the state department of mining

- Key management personnel that include the Cabinet Secretaries and Accounting Officers
- Other Ministries Departments and Agencies and Development Projects;
- County Governments; and
- State Corporations and Semi-Autonomous Government Agencies.

Related party transactions:

<i>Description</i>	2019- 2020 Kshs	2018-2019 Kshs
<u>Transfers to related parties</u>		
Transfers to other State Corporations and Semi-Autonomous Government Agencies	22,500,000	-
Total Transfers to related parties	22,500,000	-
<u>Transfers from related parties</u>		
Transfers from the Exchequer	868,487,183	1,224,201,565
Total Transfers from related parties	868,487,183	1,224,201,565

State Department for Mining
Reports and Financial Statements
For the Year ended June, 2020

17. OTHER IMPORTANT DISCLOSURES

17.1: PENDING ACCOUNTS PAYABLE (See Annex 1)

Description	Balance b/f FY 2018/2019 Kshs	Additions for the period Kshs	Paid during the year Kshs	Balance c/f FY 2019/2020 Kshs
Construction of buildings	-	-	-	-
Construction of civil works	-	-	-	-
Supply of goods	44,362,411	17,500,395	44,362,411	17,500,395
Supply of services	101,123,739	37,311,124	101,282,139	37,469,524
Total	145,486,150	54,811,519	145,644,550	54,969,919

17.2: PENDING STAFF PAYABLES (See Annex 2)

Description	Balance b/f FY 2018/2019 Kshs	Additions for the period Kshs	Paid during the year Kshs	Balance c/f FY 2019/2020 Kshs
Senior management	-	-	-	-
Middle management	-	-	-	-
Unionisable employees	-	-	-	-
Others	-	-	-	-
Total	-	-	-	-

17.3: OTHER PENDING PAYABLES (See Annex 3)

Description	Balance b/f FY 2018/2019 Kshs	Additions for the period Kshs	Paid during the year Kshs	Balance c/f FY 2019/2020 Kshs
Amounts due to National Government entities	-	-	-	-
Amounts due to County Government entities	-	-	-	-
Amounts due to third parties	-	-	-	-
-	-	-	-	-

**State Department for Mining
Reports and Financial Statements
For the year ended June 30, 2020**

d. Non-monetary external assistance

	FY 2019/2020	FY 2018/2019
Description	Kshs	Kshs
Goods	-	-
Services	-	-
Total	-	-

This may occur when goods such as vehicles, computers, medical equipment, food aid etc are contributed to a county by donors, NGO etc

N/B : Disclose the basis on which the value of goods and services were determined (This may be by : depreciated historical cost of physical assets, price attached on the goods, an assessment of value by the management of transferor, recipient on Third Party, Fair value measurement.

e Purpose and use of external assistance

PAYMENTS MADE BY THIRD PARTIES	FY 2019/2020	FY 2018/2019
Compensation of Employees	-	-
Use of goods and services	-	-
Subsidies	-	-
Transfers to Other Government Units	-	-
Other grants and transfers	-	-
Social Security Benefits	-	-
Acquisition of Assets	-	-
Finance Costs, including Loan Interest	-	-
Repayment of principal on Domestic and Foreign borrowing	-	-
Other Payments	-	-
TOTAL	-	-

N/B The above sub-classification will be adopted based on the purpose of the external assistance and how the external assistance was used. f. External Assistance paid by Third Parties on behalf of the Entity by Source This relates to external assistance paid directly by third parties to settle obligations on behalf of the entity

	FY 2019/2020	FY 2018/2019
Description	Kshs	Kshs
National government	-	-
Multilateral donors	-	-
Bilateral donors	-	-
International assistance organization	-	-
NGOs	-	-
National Assistance Organization	-	-
Total	-	-

**State Department for Mining
Reports and Financial Statements
For the year ended June 30, 2020**

17.5. PAYMENTS BY THIRD PARTY ON BEHALF OF THE MDA

This relates to payments done directly to supplier on behalf of the county governments such as; national government may fund the operation of health or education program, a donor may pay directly for construction of a given market etc.

Classification by Source

	FY 2019/2020	FY 2018/2019
Description	Kshs	Kshs
National government	-	-
Multilateral donors	-	-
-Bilateral donors	-	-
International assistance organization	-	-
NGOs	-	-
National Assistance Organization	-	-
Total	-	-

Classification of payments made by Third Parties by Nature of expenses

PAYMENTS MADE BY THIRD PARTIES	FY 2019/2020	FY 2018/2019
Compensation of Employees	-	-
Use of goods and services	-	-
Subsidies	-	-
Transfers to Other Government Units	-	-
Other grants and transfers	-	-
Social Security Benefits	-	-
Acquisition of Assets	-	-
Finance Costs, including Loan Interest	-	-
Repayment of principal on Domestic and Foreign borrowing	-	-
Other Payments	-	-
TOTAL	-	-


N/B The above subclassification will be adopted based on the appropriate county's operations


**State Department for Mining
Reports and Financial Statements
For the year ended June 30, 2020**

18. PROGRESS ON FOLLOW UP OF PRIOR YEARS AUDITOR'S RECOMMENDATIONS

The following is the summary of issues raised by the external auditor, and management comments that were provided to the auditor. We have nominated focal persons to resolve the various issues as shown below with the associated time frame within which we expect the issues to be resolved.

Reference No. on the external audit Report	Issue / Observations from Auditor	Management comments	Focal Point person to resolve the issue (Name and designation)	Status: (Resolved / Not Resolved)	Timeframe: (Put a date when you expect the issue to be resolved)
1227	Undisclosed Accounts Payable	Report has been made to the Auditor General	C.F.O	Resolved	Appeared before P.A.C on 16 th April 2020
1228	Unsupported Donor Funded Project	Report has been made to the Auditor general.	Director of Mines	Resolved	Appeared before P.A.C on 16 th April 2020
1229	Irregular legal cost and allowance payments	Report has been made to the Auditor general	Head Legal Affairs	Not Resolved	Awaiting to Appear before P.A.C
1230	Lack of Risk Management and I.C.T policies	Report has been made the Auditor general	Head Internal Audit & ICT	Resolved	Appeared before P.A.C on 16 th April 2020
1232	Shortfall in Revenue collection	Report has been made the Auditor general	Director of Mines	Resolved	Appeared before P.A.C on 16 th April 2020
1233	Unconfirmed Royalties Income	Report has been made to the Auditor general	Director of Mines	Resolved	Appeared before P.A.C on 16 th April 2020


Principal Secretary
Name: Andrew N. Kamau, C.B.S


Deputy Accountant General
Name: Charles W. Nyaga
ICPAK Member Number:11093

**State Department for Mining
Reports and Financial Statements
For the year ended June 30, 2020**

- ANNEX 1 - ANALYSIS OF PENDING ACCOUNTS PAYABLE**
- ANNEX 2 - ANALYSIS OF PENDING STAFF PAYABLES**
- ANNEX 3 - ANALYSIS OF OTHER PENDING PAYABLES**
- ANNEX 4 - LIST OF PROJECTS IMPLEMENTED BY THE ENTITY**
- ANNEX 5 - LIST OF SCs, SAGAs AND PUBLIC FUNDS UNDER THE ENTITY**
- ANNEX 6- CONTINGENT LIABILITIES REGISTER**
- ANNEX 7- REPORTS GENERATED FROM IFMIS**
- ANNEX 8 - SUMMARY OF FIXED ASSET REGISTER**

Buildings and structures	72,000,649	154,887,023	-	226,887,672
Transport equipment	24,261,000		-	24,261,000
Office equipment, furniture and fittings	316,900	133,100	-	450,000
Other Machinery and Equipment	150,475,456	113,053,414	-	263,528,870
Total	247,054,005	268,073,537	-	515,127,542

**State Department for Mining
Reports and Financial Statements
For the year ended June 30, 2020**

The following financial Reports Generated from IFMIS should be generated and attached as appendices to these financial statements.

- i. GOK IFMIS Comparison Trial Balance
- ii. FO30 (Bank reconciliations) for all bank accounts
- iii. GOK IFMIS Receipts and Payments Statement
- iv. GOK IFMIS Statement of Financial Position
- v. GOK IFMIS Statement of Cash Flows
- vi. GOK IFMIS Notes to the Financial Statements
- vii. GOK IFMIS Statement of Budget Execution
- viii. GOK IFMIS Statement of Deposits
- ix. GOK IFMIS Budget Execution by Programme and Economic Classification
- x. GOK IFMIS Budget Execution by Heads and Programmes
- xi. GOK IFMIS Budget Execution by Programmes and Sub-programmes




Budget Execution by Heads and Programmes

Entity: 1192-State Department for Mining

Period: JUL-19 To JUN-20

Head	Program	Description	Approved Budget	Actual Payments	Variance
0000000000		Default Value (Non-Departmental)	0.00	116,900.00	(116,900.00)
	0000000000	Default - Non Programmatic	0.00	116,900.00	(116,900.00)
1191000500		General Administration and Planning	0.00	83,700.00	(83,700.00)
	1007000000	General Administration Planning and Support Services	0.00	83,700.00	(83,700.00)
1191100500		Mineral Certification Laboratory	0.00	0.00	0.00
	1021000000		0.00	0.00	0.00
1192000100			119,679,695.00	119,409,890.85	269,804.15
	1007000000	General Administration Planning and Support Services	55,005,311.00	54,943,984.95	61,326.05
	1009000000	Mineral Resources Management	64,674,384.00	64,465,905.90	208,478.10
1192000300			10,361,416.00	10,286,857.00	74,559.00
	1009000000	Mineral Resources Management	10,361,416.00	10,286,857.00	74,559.00
1192000500			234,846,087.00	228,220,911.70	6,625,175.30
	1005000000	Integrated Regional Development	0.00	62,000.00	(62,000.00)
	1009000000	Mineral Resources Management	0.00	0.00	0.00
	1007000000	General Administration Planning and Support Services	234,846,087.00	228,158,911.70	6,687,175.30
1192000600			219,826,077.00	220,168,985.45	(342,908.45)
	1021000000		57,000,908.00	57,343,816.65	(342,908.65)
	1009000000	Mineral Resources Management	162,825,169.00	162,825,168.80	0.20
1192000700			1,252,000.00	1,225,102.00	26,898.00
	1009000000	Mineral Resources Management	1,252,000.00	1,225,102.00	26,898.00
1192100200			19,995,000.00	20,048,801.00	(53,801.00)
	1009000000	Mineral Resources Management	0.00	0.00	0.00
	1021000000		19,995,000.00	20,048,801.00	(53,801.00)
1192100300			19,498,772.00	19,628,296.40	(129,524.40)
	1009000000	Mineral Resources Management	19,498,772.00	19,628,296.40	(129,524.40)
1192100400			24,725,580.00	24,994,832.00	(269,252.00)
	1009000000	Mineral Resources Management	24,725,580.00	24,994,832.00	(269,252.00)
1192100500			22,292,399.00	23,640,599.00	(1,348,200.00)
	1007000000	General Administration Planning and Support Services	0.00	0.00	0.00
	1021000000		22,292,399.00	23,640,599.00	(1,348,200.00)
	1009000000	Mineral Resources Management	0.00	0.00	0.00
1192100600			45,306,594.00	45,448,734.00	(142,140.00)
	1009000000	Mineral Resources Management	1,287,000.00	1,454,500.00	(167,500.00)
	1007000000	General Administration Planning and Support Services	5,000,000.00	4,995,788.00	4,212.00
	1021000000		39,019,594.00	38,998,446.00	21,148.00
1192100700			25,486,700.00	29,085,456.00	(3,598,756.00)
	1009000000	Mineral Resources Management	8,000,000.00	7,999,956.00	44.00
	1007000000	General Administration Planning and Support Services	17,486,700.00	21,085,500.00	(3,598,800.00)
1192100800			0.00	0.00	0.00
	1009000000	Mineral Resources Management	0.00	0.00	0.00
1192101400			0.00	98,000.00	(98,000.00)
	1009000000	Mineral Resources Management	0.00	98,000.00	(98,000.00)
1192101500			113,163,712.00	113,482,762.95	(319,050.95)
	1009000000	Mineral Resources Management	106,116,313.00	106,435,363.95	(319,050.95)
	1007000000	General Administration Planning and Support Services	7,047,399.00	7,047,399.00	0.00
1192101600			15,084,714.00	15,065,149.90	19,564.10
	1009000000	Mineral Resources Management	15,084,714.00	15,065,149.90	19,564.10
1192101700			0.00	0.00	0.00
	1007000000	General Administration Planning and Support Services	0.00	0.00	0.00
1192101800			19,296,885.00	19,230,554.00	66,331.00
	1009000000	Mineral Resources Management	19,296,885.00	19,230,554.00	66,331.00
1192101900			23,463,502.00	22,805,842.10	657,659.90
	1009000000	Mineral Resources Management	23,463,502.00	22,805,842.10	657,659.90
1192102100			4,208,060.00	4,183,560.00	24,500.00
	1021000000		4,208,060.00	4,183,560.00	24,500.00
		Grand Total	918,487,193.00	917,224,934.35	1,262,258.65

Account No and Description	Current Period		Previous period	
	Debit Balance	Credit Balance	Debit Balance	Credit Balance
Supplies and Services		0.00	4,515,850.00	0.00
2210603 Rents and Rates - Non-Residential	5,509,902.00	0.00	4,515,850.00	0.00
2210600 Rentals of Produced Assets	5,509,902.00	0.00	618,485.00	0.00
2210701 Travel Allowance	520,680.00	0.00	551,300.00	0.00
2210704 Hire of Training Facilities and Equipment	252,800.00	0.00	144,600.00	0.00
2210706 Book Allowance	0.00	0.00	144,400.00	0.00
2210707 Project Allowance	0.00	0.00	30,000.00	0.00
2210708 Trainer Allowance	22,500.00	0.00	141,500.00	0.00
2210709 Research Allowance	0.00	0.00	35,100.00	0.00
2210710 Accommodation Allowance	0.00	0.00	18,204,103.00	0.00
2210711 Tuition Fees Allowance	16,895,900.00	0.00	510,850.00	0.00
2210712 Trainee Allowance	432,400.00	0.00	20,380,338.00	0.00
2210700 Training Expenses	18,124,280.00	0.00	1,509,977.00	0.00
2210801 Catering Services (receptions), Accommodation, Gifts, Food and Drinks	631,231.00	0.00	2,094,163.00	0.00
2210802 Boards, Committees, Conferences and Seminars	840,222.00	0.00	2,296,773.00	0.00
2210809 Board Allowance	1,062,799.90	0.00	5,900,913.00	0.00
2210800 Hospitality Supplies and Servi	2,534,252.90	0.00	1,149,388.00	0.00
2211005 Chemicals and Industrial Gases	771,600.00	0.00	1,579,791.00	0.00
2211006 Purchase of Workshop Tools, Spares and Small Equipment	23,308,205.00	0.00	7,184,130.00	0.00
2211008 Laboratory Materials, Supplies and Small Equipment	4,368,589.95	0.00	979,921.00	0.00
2211009 Education and Library Supplies	797,500.00	0.00	496,810.00	0.00
2211016 Purchase of Uniforms and Clothing - Staff	309,900.00	0.00	41,520,360.85	0.00
2211023 Supplies for Production	25,021,818.00	0.00	52,910,400.85	0.00
2211000 Specialised Materials and Supp	54,577,612.95	0.00	2,762,080.00	0.00
2211101 General Office Supplies (papers, pencils, forms, small office equipment etc)	2,041,320.00	0.00	1,965,100.00	0.00
2211102 Supplies and Accessories for Computers and Printers	421,470.00	0.00	492,834.00	0.00
2211103 Sanitary and Cleaning Materials, Supplies and Services	384,450.00	0.00	5,220,014.00	0.00
2211100 Office and General Supplies and Services	2,847,240.00	0.00	12,222,906.00	0.00
2211201 Refined Fuels and Lubricants for Transport	10,933,402.00	0.00	12,222,906.00	0.00
2211200 Fuel Oil and Lubricants	10,933,402.00	0.00	3,273,659.00	0.00
2211305 Contracted Guards and Cleaning Services	3,217,372.80	0.00	299,300.00	0.00
2211306 Membership Fees, Dues and Subscriptions to Professional and Trade Bodies	1,025,080.00	0.00	291,842,910.15	0.00
2211308 Legal Dues/fees, Arbitration and Compensation Payments	8,311,514.00	0.00	6,186,364.00	0.00
2211310 Contracted Professional Services	3,012,828.00	0.00	22,685,872.00	0.00
2211311 Contracted Technical Services	45,073,622.00	0.00	82,895,542.00	0.00
2211320 Temporary Committee Expenses	30,709,099.00	0.00	278,421.85	0.00
2211321 Parking charges	0.00	0.00	407,462,069.00	0.00
2211300 Other Operating Expenses	91,349,515.80	0.00	542,755,657.65	0.00
2210000 Goods and Services	209,359,937.65	0.00	5,465,814.25	0.00
2220101 Maintenance Expenses - Motor Vehicles	5,782,091.80	0.00	5,465,814.25	0.00
2220100 Routine Maintenance - Vehicles	5,782,091.80	0.00	330,000.00	0.00
2220201 Maintenance of Plant, Machinery and Equipment (including lifts)	241,600.00	0.00	479,657.00	0.00
2220202 Maintenance of Office Furniture and Equipment	1,041,770.00	0.00	1,455,640.00	0.00
2220205 Maintenance of Buildings and Stations - Non-Residential	1,505,600.00	0.00	42,971,587.30	0.00
2220209 Minor Alterations to Buildings and Civil Works	24,586,528.30	0.00	425,475.00	0.00
2220210 Maintenance of Computers, Software, and Networks	246,080.00	0.00	45,662,359.30	0.00
2220200 Routine Maintenance - Other Assets	27,621,578.30	0.00	51,128,173.55	0.00
2220000 Routine Maintenance	33,403,670.10	0.00	805,000.00	0.00
2620206 Geologists Registration Board	0.00	0.00	805,000.00	0.00
2620200 Membership Fees and Dues and Subscriptions to International Organizations (Continued)	0.00	0.00	805,000.00	0.00
2620000 Grants and Other Transfers to International Organizations	0.00	0.00	0.00	0.00
2630101 Current Grants to Semi-Autonomous Government Agencies	22,500,000.00	0.00	0.00	0.00



Account No and Description	Current Period		Previous period	
	Debit Balance	Credit Balance	Debit Balance	Credit Balance
7380101 General Withholding Tax	0.00	0.00	0.00	0.00
7380102 VAT Withholding	0.00	0.00	0.00	0.00
7380100	0.00	0.00	0.00	0.00
7380000 Withholding Taxes	2,587,900.80	0.00	730,299.15	0.00
7390103 AP Liabilities	2,587,900.80	0.00	730,299.15	0.00
7390100 System Required Liabilities	0.00	48,978,661.60	0.00	0.00
7399999 Cash Clearing A/c	0.00	48,978,661.60	0.00	0.00
7399900	2,587,900.80	48,978,661.60	730,299.15	0.00
7390000 System Required Liabilities A/cs	0.00	0.00	0.00	0.00
9910101 Provision for Encumbrance	0.00	0.00	0.00	0.00
9910100 General Provisions	0.00	2,092,688,747.55	0.00	1,224,201,565.00
9910201 Exchequer Releases/ Provisioning Account	0.00	2,092,688,747.55	0.00	1,224,201,565.00
9910200 Exchequer Provisions	0.00	2,092,688,747.55	0.00	1,224,201,565.00
9910000 Provisions	1,225,171,041.40	0.00	0.00	0.00
9999999 Consolidated Fund	1,225,171,041.40	0.00	0.00	0.00
9999900	1,225,171,041.40	0.00	0.00	0.00
9990000 Opening Balance Reserves				1,752,099,452.55
Total	3,087,872,982.90	3,087,872,982.90	1,752,099,452.55	1,752,099,452.55

The Statement has been prepared, reviewed and approved by the following:

Prepared By: ROBERT M. GATHU
 Reviewed By: AGNE G. KIWANGI
 Approved By: C. W. NYALGA

Date: 30TH SEP 2020
 Date: 30TH SEP 2020
 Date: 30-09-2020





STATEMENT OF RECEIPTS AND PAYMENTS

Entity: 1192-State Department for Mining

Current Period: JUL-19 To JUN-20

Compare With: JUL-18 To JUN-19

	Note	Current Period	Previous Period
RECEIPTS			
Tax Receipts	1	0.00	0.00
Social Security Contribution	2	0.00	0.00
Proceeds from Domestic and Foreign Grants	3	0.00	0.00
Exchequer releases	4	868,487,182.55	1,224,201,565.00
Transfers from Other Government Entities	5	0.00	0.00
Proceeds from Domestic Borrowings	6	0.00	0.00
Proceeds from Foreign Borrowings	7	0.00	0.00
Proceeds from Sales of Assets	8	0.00	0.00
Reimbursements and Refunds	9	0.00	0.00
Returns of Equity Holdings	10	0.00	0.00
Other Receipts	11	49,999,999.70	100,000,000.00
TOTAL RECEIPTS		918,487,182.25	1,324,201,565.00
PAYMENTS			
Compensation of Employees	12	374,525,627.85	472,238,401.55
Use of goods and Services	13	242,763,607.75	593,883,831.20
Subsidies	14	0.00	0.00
Transfers to Other Government Units	15	22,500,000.00	0.00
Other Grants and Transfers	16	0.00	805,000.00
Social Security Benefits	17	7,137,104.70	10,296,340.00
Acquisition of Assets	18	268,073,537.05	247,947,468.65
Finance Costs, including Loan Interest	19	0.00	0.00
Repayment of Principal on Domestic and Foreign Borrowing	20	0.00	0.00
Other payments	21	0.00	0.00
TOTAL PAYMENTS		914,999,877.35	1,325,171,041.40
SURPLUS/DEFICIT		3,487,304.90	(969,476.40)

The Statement has been prepared, reviewed and approved by the following:

Prepared By: ROBERT M. GATHU

Reviewed By: ANNE G. MWANGI

Approved By: C. W. NYAGA

Date: 30TH SEP 2020

Date: 20TH SEP 2020

Date: 30-09-2020



STATEMENT OF CASH FLOW

Entity: 1192-State Department for Mining
 Current Period: JUL-19 To JUN-20
 Compare With: JUL-18 To JUN-19

	Note	Current Period	Previous Period
		Kshs	Kshs
Receipts and operating income			
Tax Receipts	1	0.00	0.00
Social Security Contribution	2	0.00	0.00
Proceeds from Domestic and Foreign Grants	3		1,224,201,565.00
Exchequer releases	4	868,487,182.55	0.00
Transfers from Other Government Entities	5	0.00	0.00
Reimbursements and Refunds	9	0.00	0.00
Returns of Equity Holdings	10		100,000,000.00
Other Receipts	11	49,999,999.70	
Payments for Operating Expenses			
Compensation of Employees	12	374,525,627.85	472,238,401.55
Use of goods and Services	13	242,763,607.75	593,883,831.20
Subsidies	14	0.00	0.00
Transfers to Other Government Units	15	22,500,000.00	0.00
Other Grants and Transfers	16	0.00	805,000.00
Social Security Benefits	17	7,137,104.70	10,296,340.00
Finance Costs, including Loan Interest	19	0.00	0.00
Other payments	21	0.00	0.00
Adjusted for :			
Adjustments during the year		6,190,097.20	32,293,223.40
Prior year adjustments		0.00	0.00
Net Cash From Operating Activities	A	277,750,939.15	279,271,215.65
Cash Flow From Investing Activities			
Proceeds from Sales of Assets	8	0.00	0.00
Acquisition of Assets	18	268,073,537.05	247,947,468.65
Net Cash Flow From Investing Activities	B	(268,073,537.05)	(247,947,468.65)
Cash Flow From Borrowing Activities			
Proceeds from Domestic Borrowings	6	0.00	0.00
Proceeds from Foreign Borrowings	7	0.00	0.00
Repayment of Principal on Domestic and Foreign Borrowing	20	0.00	0.00
Net Cash Flow From Financing Activities	C	0.00	0.00
NET INCREASE IN CASH AND CASH EQUIVALENT	A+B+C	9,677,402.10	31,323,747.00
Cash and Cash Equivalent at BEGINNING of The Year		31,323,747.00	0.00
Cash and Cash Equivalent at END of The Year	22A+22B	41,001,149.10	31,323,747.00

The Statement has been prepared, reviewed and approved by the following:

Prepared By: ROBERT M. GATHII
 Reviewed By: ANNE G. NJWANJA
 Approved By: C. W. NYAGA

Date: 30TH SEP 2020
 Date: 30TH SEP 2020
 Date: 30-09-2020



NOTES TO THE FINANCIAL STATEMENTS

Entity: 1192-State Department for Mining

Current Period: JUL-19 To JUN-20

Compare With: JUL-18 To JUN-19

1 Tax Receipts

Item Description	Item Code	Current Period	Previous Period
		Kshs	Kshs
Taxes on Income, Profits and Capital Gains	1110000	0.00	0.00
Taxes on Payroll and Workforce	1120000	0.00	0.00
Taxes on Property	1130000	0.00	0.00
Taxes on Goods and Services	1140000	0.00	0.00
Taxes on International Trade and Transactions	1150000	0.00	0.00
Other Taxes (not elsewhere classified)	1160000	0.00	0.00
TOTAL		0.00	0.00

2 Social Security Contribution

Item Description	Item Code	Current Period	Previous Period
		Kshs	Kshs
Health Insurance Contribution	1210100	0.00	0.00
NHIF Health Insurance Contributions	1210200	0.00	0.00
Contributions from Govt. Employees for Social & Welfare Schemes	1210300	0.00	0.00
TOTAL		0.00	0.00

3 Proceeds from Domestic and Foreign Grants

Item Description	Item Code	Current Period	Previous Period
		Kshs	Kshs
Grants from Foreign Governments	1310000	0.00	0.00
Grants from International Organisations	1320000	0.00	0.00
TOTAL		0.00	0.00

4 Exchequer releases

Item Description	Item Code	Current Period	Previous Period
		Kshs	Kshs
Exchequer Releases/ Provisioning Account	9910201	868,487,182.55	1,224,201,565.00
TOTAL		868,487,182.55	1,224,201,565.00


5 Transfers from Other Government Entities

Item Description	Item Code	Current Period	Previous Period
		Kshs	Kshs
Grants received by Central Govt from General Govt units	1330100	0.00	0.00
Grants Received from General Govt units by Local Authorities	1330200	0.00	0.00
Grants to Fund Accounts from Central Govt Budget	1330300	0.00	0.00
Grants to other General Govt units from General Govt units	1330400	0.00	0.00
TOTAL		0.00	0.00

6 Proceeds from Domestic Borrowings

Item Description	Item Code	Current Period	Previous Period
		Kshs	Kshs
Borrowing within General Government	5110100	0.00	0.00
Borrowing from Monetary Authorities (Central Bank)	5110200	0.00	0.00
Other Domestic Depository Corporations (Commercial Banks)	5110300	0.00	0.00
Borrowing from Other Domestic Financial Institutions	5110400	0.00	0.00
Borrowing from Other Domestic Creditors	5110500	0.00	0.00
TOTAL		0.00	0.00

7 Proceeds from Foreign Borrowings




Item Description	Item Code	Current Period	Previous Period
		Kshs	Kshs
Foreign Borrowings - Drawdowns through Exchequer	5120100	0.00	0.00
Foreign Borrowing-Direct Payments	5120200	0.00	0.00
Foreign Currency and Foreign Deposits	5120300	0.00	0.00
Other Foreign Accounts Payable	5120400	0.00	0.00
TOTAL		0.00	0.00

8 Proceeds from Sales of Assets

Item Description	Item Code	Current Period	Previous Period
		Kshs	Kshs
Receipts from the Sale of Buildings - Paid to Exchequer	3510100	0.00	0.00
Receipts from the Sale of Buildings	3510200	0.00	0.00
Receipts from sale of other st	3510300	0.00	0.00
Receipts from sale of other st	3510400	0.00	0.00
Receipts from the Sale of Vehicles and Transport Equipment - Paid to Exchequer	3510500	0.00	0.00
Receipts from the Sale of Vehicles and Transport Equipment	3510600	0.00	0.00
Receipts from the Sale of Plant Machinery and Equipment - Paid to Exchequer	3510700	0.00	0.00
Receipts from the Sale Plant Machinery and Equipment	3510800	0.00	0.00
Receipts from Sale of Certified Seeds and Breeding Stock - Paid to Exchequer	3510900	0.00	0.00
Receipts from Sale of Certified Seeds and Breeding Stock	3511000	0.00	0.00
Receipts from the Sale of Strategic Reserves Stocks	3520100	0.00	0.00
Receipts from the Sale of Other Inventories, Stocks, and Commodities	3520200	0.00	0.00
Receipts from the Sale of Inventories, Stocks and Commodities	3520300	0.00	0.00
Receipts from the Sale of Land	3540100	0.00	0.00
Receipts from the Sale of Other Naturally Occurring Non-Produced Assets	3540200	0.00	0.00
Receipts from the Sale of Intangible Non-Produced Assets	3540300	0.00	0.00
Receipts from the Sale of Non-Produced Assets Collected as AIA	3540400	0.00	0.00
Repayments from Loans to Government Agencies and Other Levels of Government	4510100	0.00	0.00
Loans to Non-Financial Public Enterprises	4510200	0.00	0.00
Loans to Financial Institutions	4510300	0.00	0.00
Repayments from Domestic Loans to Individuals and Households	4510400	0.00	0.00
Repayments from lending to Foreign Govts.	4520100	0.00	0.00
Repayments from lending to International Orgns.	4520200	0.00	0.00
Repayments from lending to Foreign Non - Financial Enterps. & Financial Instns.	4520300	0.00	0.00
Repayments from Other Foreign Lending	4520400	0.00	0.00
Sales and Disposals of Equity Holdings in Domestic Public Non - Financial Enterprises	4530100	0.00	0.00
Sales and Disposals of Equity Holdings in Domestic Public Financial Institutions	4530200	0.00	0.00
Sales and Disposals of Other Equity Holdings	4530300	0.00	0.00
Sales and Disposals of Equity Holdings in Foreign Financial Instns. and Domestic Financial Instns. operating abroad	4530400	0.00	0.00
Sales and Disposals of Equity Holdings in Foreign Enterps. Financial Instns. and Domestic Financial Instns. operating abroad	4530500	0.00	0.00
Redemption/ Disposal of Other Financial Assets	4530600	0.00	0.00
Refund of Bonds paid as Deposits for Guarantees	4530700	0.00	0.00
TOTAL		0.00	0.00

9 Reimbursements and Refunds

Item Description	Item Code	Current Period	Previous Period
		Kshs	Kshs
Refund from World Food Programme (WFP)	4540101	0.00	0.00
Reimbursement of Audit Fees	4540102	0.00	0.00
Reimbursement on Messing Charges (UNICEF)	4540103	0.00	0.00
Reimbursement from World Bank - ECD	4540104	0.00	0.00
Reimbursement from Individuals and Private Organizations	4540105	0.00	0.00



Item Description	Item Code	Current Period	Previous Period
Reimbursement from Local Government Authorities	4540106	0.00	0.00
Reimbursement from Statutory Organizations	4540107	0.00	0.00
Reimbursement within Central Government	4540108	0.00	0.00
Reimbursement Using Bonds	4540109	0.00	0.00
Reimbursements and Refunds - Other (Budget)	4540199	0.00	0.00
TOTAL		0.00	0.00

10 Returns of Equity Holdings

Item Description	Item Code	Current Period	Previous Period
		Kshs	Kshs
Returns of Equity Holdings	4550000	0.00	0.00
Returns of Equity Holdings	4610000	0.00	0.00
TOTAL		0.00	0.00

11 Other Receipts

Item Description	Item Code	Current Period	Previous Period
		Kshs	Kshs
Interest Received	1410100	0.00	0.00
Profits and Dividends	1410200	0.00	0.00
Withdrawals from Income of Quasi-corporations	1410300	0.00	0.00
Rents on land, houses and buildings	1410400	0.00	0.00
Other Property Income collected as AIA	1410500	0.00	0.00
	1415000	0.00	0.00
Sales of Market Establishment	1420100	0.00	0.00
Administrative Fees and Charges	1420200	0.00	0.00
Administrative Fees and Charges collected as AIA	1420300	49,999,999.70	100,000,000.00
Incidental Sales by Non-Market Establishments	1420400	0.00	0.00
Incidental Sales by Non-Market Establishments Collected as AIA	1420500	0.00	0.00
Receipts from Sale of Incidental Goods	1420600	0.00	0.00
Fines, Penalties, Forfeitures and other Charges	1430100	0.00	0.00
Current Grants from International NGOs paid through Exchequer	1440100	0.00	0.00
Capital Grants from International NGOs paid through Exchequer	1440200	0.00	0.00
Current Grants from International NGOs collected as AIA	1440300	0.00	0.00
Capital Grants from International NGOs collected as AIA	1440400	0.00	0.00
Other Voluntary Transfers for Current purposes	1440500	0.00	0.00
Other Voluntary Transfers for Capital purposes	1440600	0.00	0.00
Paid to Exchequer	1450100	0.00	0.00
Receipts Not Classified Elsewhere	1450200	0.00	0.00
	1510200	0.00	0.00
	1510300	0.00	0.00
	1520100	0.00	0.00
Business Permits	1520200	0.00	0.00
Cesses	1520300	0.00	0.00
Poll Rates	1520400	0.00	0.00
Plot Rents	1520500	0.00	0.00
Other Local Levies	1520600	0.00	0.00
Administrative Services Fees	1530100	0.00	0.00
Various Fees	1530200	0.00	0.00
Council'S Natural Resources Exploitation	1530300	0.00	0.00
Sales Of Council Assets	1530400	0.00	0.00
Lease / Rental Of Council'S Infrastructure Assets	1530500	0.00	0.00
Other Miscellaneous Revenues	1530600	0.00	0.00
Other Miscellaneous Revenues	1540100	0.00	0.00
Insurance Claims Recovery	1540200	0.00	0.00
Medium Term Loans (1-3 Yr Repayment)	1540300	0.00	0.00
Long Term Loans (Over 3 Yr Rpayment)	1540400	0.00	0.00
Transfers From Reserve Funds	1540500	0.00	0.00
Donations	1540600	0.00	0.00
Fund Raising Events	1540700	0.00	0.00
Other Revenues From Financial Assets Loan	1540800	0.00	0.00
	1541000	0.00	0.00
Market/Trade Centre Fee	1550100	0.00	0.00
Vehicle Parking Fees	1550200	0.00	0.00
Housing	1560100	0.00	0.00
Social Premises Use Charges	1560200	0.00	0.00
School Fees	1570100	0.00	0.00
Other Education-Related Fees	1570200	0.00	0.00
Other Education Revenues	1570300	0.00	0.00
Public Health Services	1580100	0.00	0.00

Item Description	Item Code	Current Period	Previous Period
Public Health Facilities Operations	1580200	0.00	0.00
Environment & Conservancy Administration	1580300	0.00	0.00
Slaughter Houses Administration	1580400	0.00	0.00
Water Supply Administration	1580500	0.00	0.00
Sewerage Administration	1580600	0.00	0.00
Other Health & Sanitation Revenues	1580700	0.00	0.00
Technical Services Fees	1590100	0.00	0.00
External Services Fees	1590200	0.00	0.00
	1930100	0.00	0.00
System Required Revenue A/cs	1990100	0.00	0.00
TOTAL		49,999,999.70	100,000,000.00

12 Compensation of Employees

Item Description	Item Code	Current Period	Previous Period
		Kshs	Kshs
Basic Salaries - Permanent Employees	2110100	235,540,338.05	256,321,020.75
Basic Wages - Temporary Employees	2110200	9,057,674.70	19,062,467.85
Personal Allowances paid as part of Salary	2110300	129,927,615.10	196,854,912.95
Personal Allowances paid as Reimbursements	2110400	0.00	0.00
Personal Allowances provided in Kind	2110500	0.00	0.00
Employer Contributions to Compulsory National Social Security Schemes	2120100	0.00	0.00
Employer Contributions to Compulsory Health Insurance Schemes	2120200	0.00	0.00
Social Benefit Schemes Outside Government	2120300	0.00	0.00
TOTAL		374,525,627.85	472,238,401.55

13 Use of goods and Services

Item Description	Item Code	Current Period	Previous Period
		Kshs	Kshs
Utilities, Supplies and Services	2210100	11,686,441.20	7,922,746.00
Communication, Supplies and Services	2210200	1,472,279.80	3,870,290.00
Domestic Travel and Subsistence, and Other Transportation Costs	2210300	5,570,257.00	13,858,224.80
Foreign Travel and Subsistence, and other transportation costs	2210400	1,235,560.00	3,112,182.00
Printing, Advertising and Information Supplies and Services	2210500	3,519,194.00	5,379,724.00
Rentals of Produced Assets	2210600	5,509,902.00	4,515,850.00
Training Expenses	2210700	18,124,280.00	20,380,338.00
Hospitality Supplies and Servi	2210800	2,534,252.90	5,900,913.00
Insurance Costs	2210900	0.00	0.00
Specialised Materials and Supp	2211000	54,577,612.95	52,910,400.85
Office and General Supplies and Services	2211100	2,847,240.00	5,220,014.00
Fuel Oil and Lubricants	2211200	10,933,402.00	12,222,906.00
Other Operating Expenses	2211300	91,349,515.80	407,462,069.00
Routine Maintenance - Vehicles	2220100	5,782,091.80	5,465,814.25
Routine Maintenance - Other Assets	2220200	27,621,578.30	45,662,359.30
Exchange Rate Losses	2230100	0.00	0.00
TOTAL		242,763,607.75	593,883,831.20

14 Subsidies

Item Description	Item Code	Current Period	Previous Period
		Kshs	Kshs
Subsidies to Public Corporations	2510000	0.00	0.00
Subsidies to Private Enterprises	2520000	0.00	0.00
TOTAL		0.00	0.00

15 Transfers to Other Government Units

Item Description	Item Code	Current Period	Previous Period
		Kshs	Kshs
Current Grants to Government Agencies and other Levels of Government	2630100	22,500,000.00	0.00
Capital Grants to Government Agencies and other Levels of Government	2630200	0.00	0.00
Other Current Transfers, Grants and Subsidies	2640400	0.00	0.00
Other Capital Grants and Trans	2640500	0.00	0.00
TOTAL		22,500,000.00	0.00

16 Other Grants and Transfers

Item Description	Item Code	Current Period	Previous Period
		Kshs	Kshs
Grants and Transfers to Foreign Governments	2610100	0.00	0.00
Membership Fees and Dues and Subscriptions to International Organizations	2620100	0.00	0.00
Membership Fees and Dues and Subscriptions to International Organizations (Continued)	2620200	0.00	805,000.00
Scholarships and other Educational Benefits	2640100	0.00	0.00
Emergency Relief and Refugee Assistance	2640200	0.00	0.00
Grants to Small Businesses, Cooperatives, and Self Employed	2640300	0.00	0.00
	2649900	0.00	0.00
TOTAL		0.00	805,000.00

17 Social Security Benefits

Item Description	Item Code	Current Period	Previous Period
		Kshs	Kshs
Government Pension and Retirement Benefits	2710100	7,137,104.70	10,296,340.00
Social Security Benefits	2710200	0.00	0.00
Employer Social Benefits	2710300	0.00	0.00
Refund of Pension to UK Government	2720100	0.00	0.00
Refund of Contributions to WCPS and other Ex-Gratia	2720200	0.00	0.00
TOTAL		7,137,104.70	10,296,340.00

18 Acquisition of Assets

Item Description	Item Code	Current Period	Previous Period
		Kshs	Kshs
Purchase of Buildings	3110100	0.00	0.00
Construction of Building	3110200	134,785,468.05	30,677,485.00
Refurbishment of Buildings	3110300	0.00	0.00
Construction of Roads	3110400	0.00	0.00
Construction and Civil Works	3110500	9,999,348.00	29,981,543.60
Overhaul and Refurbishment of Construction and Civil Works	3110600	0.00	0.00
Purchase of Vehicles and Other Transport Equipment	3110700	0.00	24,261,000.00
Overhaul of Vehicles and Other Transport Equipment	3110800	0.00	0.00
Purchase of Household Furniture and Institutional Equipment	3110900	0.00	0.00
Purchase of Office Furniture and General Equipment	3111000	133,100.00	316,900.00
Purchase of Specialised Plant, Equipment and Machinery	3111100	113,053,414.00	151,283,319.45
Rehabilitation and Renovation of Plant, Machinery and Equipment	3111200	0.00	0.00
Purchase of Certified Seeds, Breeding Stock and Live Animals	3111300	0.00	0.00
Research, Feasibility Studies, Project Preparation and Design, Project Supervision	3111400	10,102,207.00	11,427,220.60
Rehabilitation of Civil Works	3111500	0.00	0.00
Purchase of Specialised Plant	3112200	0.00	0.00
Acquisition of Strategic Stocks	3120100	0.00	0.00
Acquisition of Other Inventori	3120200	0.00	0.00
Acquisition of Land	3130100	0.00	0.00
Acquisition of Other Intangible Assets	3130200	0.00	0.00
Domestic Lending and On-lending	4110000	0.00	0.00
Domestic Equity Participation	4120000	0.00	0.00
Other Domestic Accounts Receivable	4130000	0.00	0.00
Foreign Lending and On- Lending	4140000	0.00	0.00
Foreign Equity Participation	4150000	0.00	0.00
Other Foreign Accounts Receivable	4160000	0.00	0.00
TOTAL		268,073,537.05	247,947,468.65

19 Finance Costs, including Loan Interest

Item Description	Item Code	Current Period	Previous Period
		Kshs	Kshs
Interest Payments on Foreign Borrowing	2410100	0.00	0.00
Interest Payments on Guaranteed Debt	2410200	0.00	0.00
Interest on Domestic Borrowing	2420000	0.00	0.00
Interest on Borrowing From Other Government Units	2430000	0.00	0.00
TOTAL		0.00	0.00

20 Repayment of Principal on Domestic and Foreign Borrowing

Item Description	Item Code	Current Period	Previous Period
		Kshs	Kshs
Repayments on Borrowings from General Government	5510100	0.00	0.00
Repayments on Borrowings from Monetary Authorities (Central Bank)	5510200	0.00	0.00
Repayments on Borrowings from Other Domestic Depository Corporations (Commercial Banks)	5510300	0.00	0.00
Repayments on Borrowings from Other Domestic Financial Institutions	5510400	0.00	0.00
Repayments on Borrowings from Other Domestic Creditors	5510500	0.00	0.00
Principal Repayments on Foreign Borrowing	5510600	0.00	0.00
Principal Repayments on Guaranteed Debt Taken over by Government	5520000	0.00	0.00
Principal Repayments on Guaranteed Domestic Debt Taken over by Government	5520100	0.00	0.00
Principal Repayments on Guaranteed Foreign Debt Taken over by Government	5520200	0.00	0.00
Repayments on Borrowings from Other Domestic Creditors	5610000	0.00	0.00
Repayments on Borrowings from Other Domestic Creditors - Private Enterprises	5610500	0.00	0.00
	5620000	0.00	0.00
Repayments on Borrowings from Other Domestic Creditors - Public Enterprises	5620100	0.00	0.00
TOTAL		0.00	0.00

21 Other payments

Item Description	Item Code	Current Period	Previous Period
		Kshs	Kshs
Budget Reserves	2810100	0.00	0.00
Civil Contingency Reserves	2810200	0.00	0.00
Capital Transfer to Non Financial Public Enterprises	2820100	0.00	0.00
Capital Transfer to Public Financial Institutions and Enterprises	2820200	0.00	0.00
Capital Transfer to Private Non-Financial Enterprises	2820300	0.00	0.00
System Required Expenses	2990100	0.00	0.00
	2999900	0.00	0.00
TOTAL		0.00	0.00

22A Bank Balances

Item Description	Item Code	Current Period	Previous Period
		Kshs	Kshs
Special Accounts	6510000	0.00	0.00
Treasury Bank Accounts (Exchequer and CRF Accounts)	6520000	0.00	0.00
Recurrent Bank Accounts	6530000	249,405,204.55	60,402.00
Development Bank Accounts	6540000	312,344,875.60	4,766.00
Deposit Bank Account	6550000	30,495,015.00	31,189,759.00
Project Specific Bank Accounts	6570000	0.00	0.00
Foreign Currency and Foreign D	6590101	0.00	0.00
TOTAL		592,245,095.15	31,254,927.00

22B Cash Balances

Item Description	Item Code	Current Period	Previous Period
		Kshs	Kshs
Cash in Hand	6580000	572,256,214.25	68,820.00
Foreign Currency and Foreign D	6590201	0.00	0.00
TOTAL		572,256,214.25	68,820.00

23 Accounts Receivables - Outstanding Imprest and Clearance Accounts

Item Description	Item Code	Current Period	Previous Period
		Kshs	Kshs
Domestic Debtors & Advances	6710000	0.00	0.00
Debtors & Advances - Govt Owne	6720000	0.00	0.00
Foreign Debtors & Advances	6730000	0.00	0.00
Other Debtors & Pre-payments	6740000	X 8,418,776.95	X 489,500.00
Government Imprests	6760000	1,520,476.00	1,344,263.60
Agency Accounts	6770000	0.00	0.00
Suspense & Clearance Account	6780000	0.00	0.00
Other Current Assets (System r	6790000	0.00	0.00

Item Description	Item Code	Current Period	Previous Period
		Kshs	Kshs
TOTAL		9,939,252.95	1,833,763.60

24. ACCOUNTS PAYABLE


Item Description	Item code	Current Period	Previous Period
		Kshs	Kshs
Other Liabilities	7320000	0.00	0.00
Deposits	7310000	2,031,812.75	31,189,758.95
Withholding Taxes	7380000	0.00	0.00
System Required Liabilities A/cs	7390000	46,390,760.80	(730,299.15)
TOTAL		48,422,573.55	30,459,459.80

25. FUND BALANCES BROUGHT FORWARD

Item Description	Item Code	Current Period	Previous Period
		Kshs	Kshs
Opening Balance Bank	22A	31,254,927.00	0.00
Opening Balance Cash	22B	68,820.00	0.00
Opening Balance Receivables - Imprest and Clearance Accounts	23	(1,833,763.60)	0.00
Opening Balance - Deposits	24	(30,459,459.80)	0.00
TOTAL		(969,476.40)	0.00

26. PRIOR YEAR ADJUSTMENTS

Item Description	Item Code	Current Period	Previous Period
		Kshs	Kshs
County Transfers	9910300	0.00	0.00
Exchequer Provisions	9910200	0.00	0.00
TOTAL		0.00	0.00





Statement of Budget Execution - Recurrent Expenditure

Entity: 1192-State Department for Mining
Current Period: JUL-19 To JUN-20

	Note	Printed Estimate	Reallocation / Transfer	Supplementary Estimates	Final Approved Estimate (Net)	Actual	Budget Utilization Differences	% of Utilization
		a	b	c	d=a+b+c	e	f=d-e	g=e/d%
RECEIPTS								
Tax Receipts	1	0.00	0.00	0.00	0.00	0.00	0.00	0.00%
Social Security Contribution	2	0.00	0.00	0.00	0.00	0.00	0.00	0.00%
Proceeds from Domestic and Foreign Grants	3	0.00	0.00	0.00	0.00	535,965,265.20	(535,965,265.20)	0.00%
Exchequer releases	4	0.00	0.00	0.00	0.00	0.00	0.00	0.00%
Transfers from Other Government Entities	5	0.00	0.00	0.00	0.00	0.00	0.00	0.00%
Proceeds from Domestic Borrowings	6	0.00	0.00	0.00	0.00	0.00	0.00	0.00%
Proceeds from Foreign Borrowings	7	0.00	0.00	0.00	0.00	0.00	0.00	0.00%
Proceeds from Sales of Assets	8	0.00	0.00	0.00	0.00	0.00	0.00	0.00%
Reimbursements and Refunds	9	0.00	0.00	0.00	0.00	49,999,999.70	0.30	100.00%
Returns of Equity Holdings	10	10,000,000.00	0.00	40,000,000.00	50,000,000.00	585,965,264.90	(535,965,264.90)	1171.93%
Other Receipts	11	10,000,000.00	0.00	40,000,000.00	50,000,000.00			
Total								
PAYMENTS								
Compensation of Employees	12	186,463,037.00	0.00	190,463,037.00	376,926,074.00	374,525,627.85	2,400,446.15	99.36%
Use of goods and Services	13	114,184,900.00	0.00	57,584,020.00	171,768,920.00	173,103,457.45	(1,334,537.45)	100.78%
Subsidies	14	0.00	0.00	15,000,000.00	30,000,000.00	22,500,000.00	7,500,000.00	75.00%
Transfers to Other Government Units	15	0.00	0.00	0.00	0.00	0.00	0.00	0.00%
Other Grants and Transfers	16	0.00	0.00	7,137,105.00	7,137,105.00	7,137,104.70	0.30	100.00%
Social Security Benefits	17	0.00	0.00	(381,924.00)	133,176.00	133,100.00	76.00	99.94%
Acquisition of Assets	18	0.00	0.00	0.00	0.00	0.00	0.00	0.00%
Finance Costs, including Loan Interest	19	0.00	0.00	0.00	0.00	0.00	0.00	0.00%
Repayment of Principal on Domestic and Foreign Borrowing	20	0.00	0.00	0.00	0.00	0.00	0.00	0.00%
Other payments	21	316,163,037.00	0.00	269,802,238.00	585,965,275.00	577,399,290.00	8,565,985.00	98.54%
Total								



Statement of Budget Execution - Recurrent Expenditure

Entity: 1192-State Department for Mining

Current Period: JUL-19 To JUN-20

The Statement has been prepared, reviewed and approved by the following:
Prepared By:

Date:

Reviewed By:

Approved By:

ROBERT M. GATHI
ANNE G. MANNING
C. W. NYACHTA

Date:

Date:

30TH SEP 2020
30TH SEP 2020
30-09-2020



SUMMARY STATEMENT OF DEPOSITS

Entity: 1192-State Department for Mining

Current Period: JUL-19 To JUN-20

Compare With: JUL-18 To JUN-19

Economic Item	6550101 - Ministry HQ Deposit Bank A/C	
	Current Period	Previous Period
Opening Balance	31,189,759.00	0.00
Transfers of retentions during the year	0.00	31,189,759.00
Payments made out of deposit account during the year	694,744.00	0.00
Closing Balance	30,495,015.00	31,189,759.00

Principal Secretary Controller	Principal Accounts
-----------------------------------	--------------------

The Statement has been prepared, reviewed and approved by the following:

Prepared By: ROBERT M. GATHU

Date: 30TH SEP 2020

Reviewed By: ANNIE G. MWANGI

Date: 20TH SEP 2020

Approved By: C. W. NYAGATA

Date: 30-09-2020



MINISTRY OF PETROLEUM AND MINING
STATE DEPARTMENT FOR MINING
Office of the Principal Secretary

Telephone: 254 -20 - 2723101
Email: ps@mining.go.ke
Fax: 254 -20 - 2714398
When replying please quote

WORKS BUILDING
NGONG ROAD
P.O Box 30009 -00100
NAIROBI

REF: MOM/CR/10/7

21st September 2020

Dr Julius Muia, CBS
Principal Secretary
National Treasury
P.O Box 30007 - 00100
Harambee Avenue
NAIROBI

Dear 

SETTLEMENT OF PENDING BILLS FOR THE F.Y 2019/20


Reference is made to the National Treasury letter Ref No AG3/87/1/VOL.VI (75) dated 31st August 2020 on the settlement of pending bills for the Financial Year 2019/20.

The pending bills committee for the State Department has since verified and validated pending bills amounting to **Kshs 54,589,919** in respect of goods and services procured in the Financial Year 2019/20 and carry overs from the F.Y 2018/19.

The purpose of this letter therefore, is to submit the pending bills status in the proscribed format as attached; for your information and further necessary action.

Thank you for your continued invaluable support.

Yours 


Amb. Kiriimi P. Kaberia, CBS
PRINCIPAL SECRETARY

APPENDIX iii: PENDING BILLS REPORTING FOR STATE DEPARTMENT FOR MINING (VOTE 1192)

Table 1. Analysis of Pending Bills

Financial Year		FY2019/2020 (Kshs)		Prior Years (Kshs)		Total (Kshs)	Remarks
Category		Rec	Dev	Rec	Dev		
1	Bills Verified and Payable	45,841,402	0	158,400	0	45,999,802	Bills analyzed and found fit for payment.
2	Bills Under Verification	6,317,627	0	0	0	6,317,627	Further documentation to be provided.
3	Bills Under the DCI/EACC	0	0	0	0	0	N/A
4	Contested/Courts Award	0	0	0	0	0	N/A
5	Ineligible Bills	2,652,490	0	0	0	2,652,490	Vouchers missing crucial documents.
Total Pending Bills						54,969,919	

Table 2. Settlement of Verified and Payable Pending Bills

Verified and Payable Pending Bills		Amount (Kshs)		
		Rec	Dev	Total
A	Bills Verified and Payable (from table 1 above)	45,999,802	0	45,999,802
B	Amount Paid	0	0	0
C	Outstanding Balance (A-B)	45,999,802	0	45,999,802

Table 3. Detailed Schedule of Pending Bills

N	Date	Supplier/Contractor	Invoice No.	Nature of goods/services	Amount (Kshs)	Amount Paid (Kshs)	Outstanding Amount (Kshs)
1.	2019/2020	Chamwa Motors Ltd	1500	Provision of repairing and servicing of GKA 119Y	399,000.00	0	399,000

2.	2019/2 020	Chamwa Motors Ltd	1497	Provision of repairing and servicing of GK 668S	29,298.00	0	29,298.00
3.	2019/2 020	Chamwa Motors Ltd	1383/1382 /1384	Provision of repairing and servicing of GK B136V, B135V and B172E	73,660.00	0	73,660.00
4.	2019/2 020	Nairobi Water and Sewerage Company	309329603	Water Bills	209,200.00	0	209,200.00
5.	2019/2 020	Dan tech Motors Ltd	366	Provision of repairing and servicing of GK - 667 S	16,644	0	16,644
6.	2019/2 020	Chamwa Motors Ltd	1462	Provision of repairing and servicing of GK- A 318Z	21,460	0	21,460
7.	2019/2 020	Dan tech Motors Ltd	365	Provision of repairing and servicing of GK- A834S	498,500	0	498,500
8.	2019/2 020	Dan tech Motors Ltd	363	Provision of repairing and servicing of GK A315H	28,884	0	28,884
9.	2019/2 020	Dan tech Motors Ltd	364	Provision of repairing and servicing of GK A 318 Z.	252,880	0	252,880
10	2019/2 020	Wild beast SafarY	021	Provision of hire of transport NBI - Naivasha	125,000.	0	125,000
11.	2019/2 020	Sechu Plaza Hotel, Voi	252	Conference facilities	171,000.	0	171,000
12	2019/2 020	Chamwa Motors Ltd	1544	Provision of repairing and servicing of GK - A318Z	25,878	0	25,878.
13	2019/2 020	Parocky Enterprises	7	Supply of branded flash	1,560,000.	0	1,560,000.

				disks for mineral promotion and value addition			
14	2019/2 020	Imarx Enterprises	015	Decoration, hiring of furniture and security for Mombasa show stand 2019,	524,900.	0	524,9
15	2019/2 020	Denalis Merchants Ltd.	2181	Supply of promotional materials	370,000.	0	370,0
16	2019/2 020	Kirsty Investment	2930	Supply of promotional materials	1,166,700	0	1,166,
17	2019/2 020	Nanjaya Enterprises	131	Supply of ups	1,582,500.	0	1,582,5
18	2018/2 019	Government Guest Hse (Garissa)	GGH/QO/1	Conference facilities	78,400.	0	78,40
19	2018/2 019	Chambai Springs Hotel Ltd (Narok).	889	Conference facilities	80,000.	0	80,00
20	2019/2 020	Mortex Supplies	260	Supply of toners/catridges	266,625	0	266,62
21	2019/2 020	Jiwels Solutions	2187	Supply of tires and tubes	310,000	0	310,00
22	2019/2 020	Kirsty Investment	2932	Supply of promotional materials	405,220	0	405,22
23	2019/2 020	Imperial Hotel, Kisumu	59626	Conference Facility	297,500	0	297,50
24	2019/2 020	Mombasa Beach Hotel	9012	Conference Facility	748,500	0	748,50
25	2019/2 020	Mombasa Beach Hotel	9005	Conference Facility	303,400	0	303,40
26	2019/2 020	Rex kiosk	602	Supply of news papers	834,500	0	834,50
27	2019/2 020	The co-operative university, Nairobi	1278	Conference Facility	933,000.	0	933,00

PRINCIPAL SECRETARY
STATE DEPARTMENT OF MINING
MINISTRY OF PETROLEUM
AND MINING
P. O. Box 30119-00100, NAIROBI

28	2019/2 020	Dantech Motors Ltd	360/361	Repair of motor vehicles	31,111	0	31,111
29	2019/2 020	The Travel hub	272	Air Ticket	1,391,930	0	1,391,930.
30	2019/2 020	The Travel hub	254	Air Ticket	1110716.	0	1,110,716.
31	2019/2 020	Hadassah Hotel, Nairobi	2165	Conference Facility	875,000.	0	875,000
32	2019/2 020	The Travel Hub	324	Air tickets	1,947,328.	0	1,947,328.
33	2019/2 020	Lilly Dove Travels	125	Air Ticket	1,413.665.	0	1,413.665
34	2019/2 020	Flight Centre Travels Ltd	3428	Air Tickets	438,075	0	438,075
35	2019/2 020	Granite Travels	033	Air Ticket	3.233,479	0	3.233,479
36	2019/2 020	Ride on Agencies	12363	Air Ticket	401,279	0	401,279
37	2019/2 020	Ride on Agencies	11956	Air Ticket	247,163	0	247,163
38	2019/2 020	Granite Travels	442	Air Ticket	1,726,953	0	1,726,953
39	2019/2 020	Linson Agencies	094	Supply of toners	394,000	0	394,000
40	2019/2 020	Linson Agencies	095	Supply of toners	464.000	0	464.000
41	2019/2 020	Fina Garden Resort	371	Conference Facility	116.000	0	116,000
42	2019/2 020	Ride on Agencies	12157	Air Ticket	1,195,335.	0	1,195,335
43	2019/2 020	Jeta General Supplies	046	Supply of toners	328,000	0	328,000
44	2019/2 020	Lillydove Travel Ltd.	025	Supply of air tickets	107,285	0	107,285
45	2019/2 020	Lilly Dove Travels	014	Air Ticket	2,059,063	0	2,059,063
46	2019/2 020	The Elite Times Ventures	2011	Air Ticket	598,260	0	598,260
47	2019/2 020	Granite travels limited	471	Air ticket	2,117,629	0	2,117,629
48	2019/2 020	Graken General Supplies	023	Supply of office stationaries	203,850	0	203,850

RECEIVED
 DEPARTMENT OF
 INFORMATION AND
 COMMUNICATIONS
 TECHNOLOGY
 10/10/2019 10:10:10 AM

50	2019/2 020	Imperial Hotel	59637	Conference facilities	82,500	0	82,500
51	2019/2 020	Naivasha Eco Lodge	133	Conference facilities	768,000.	0	768,000
52	2019/2 020	Ride on agencies	12700	Air Ticket	591,140	0	591,140
53	2019/2 020	Morningstar Holdings Ltd	MSH/011	Supply of Chairs	405,000	0	405,000
54	2019/2 020	Juastar Ltd.	008	Supply of toners	333,000	0	333,000
55	2019/2 020	Stemac Enterprises	021	Supply of toners	810,000	0	810,000
56	2019/2 020	Naivasha rocky eco lodge	146	Conference Facility	730,000.	0	730,000
57	2019/2 020	Denalis Merchants Ltd.	2180	Supply of toners and stationaries	662,500.00	0	662,500
58	2019/2 020	Digital Appels	DIG/A/001	Supply of tires	216,000	0	216,000
59	2019/2 020	Chamwa motors	1575	Repair of motor vehicles – Indicate GK B 172K.	299,860	0	299,860
60	2019/2 020	Graken General Supplies	023	Supply of office stationaries	203,850	0	203,850
61	2019/2 020	Dantech Motors	353	Repair of motor vehicles	56,074	0	56,074
62	2019/2 020	Digital Appels	DIG/A/007	Supply of office stationaries	244,620	0	244,620
63	2019/2 020	Goshen Solutions Ltd	054	Supply of toners	639,650	0	639,650
64	2019/2 020	Wellington Enterprises	402	Supply of toners	310,880	0	310,880
65	2019/2 020	Chamwa Motors Ltd	1315	Repair of motor vehicles	83,694	0	83,694
66	2019/2 020	Wise Air and Holiday	785	Provision of Air Tickets	655,000	0	655,000
67	2019/2 020	Sadelle Ventures	103	Printing and Delivery of Mining Act 2016	1,440,750.	0	1,440,750
68	2019/2 020	Granite Travels	512	Air Ticket	94,989.	0	94,989
69	2019/2 020	Chamwa motors Ltd	1367	Repair of motor vehicles	23,200	0	23,200

70	2019/2 020	Jeta General Supplies	050	Supply of tires	437,100	0	437,100
71	2019/2 020	Denpah enterprises	010	Supply of toners	443,700	0	443,700.
72	2019/2 020	Taplera Enterprises	028	Supply of toners	224,000	0	224,000.
73	2019/2 020	Jeta General Supplies	045	Supply of office stationaries	246,800	0	246,800.
74	2019/2 020	Silver Care Agencies	055	Supply of tires	194,910	0	194,910
75	2019/2 020	Patrinja Supplies	20	Supply of toners	441,200	0	441,200
76	2019/2 020	Gibeon suppliers	053	Supply of stationery	347,500	0	347,500
77	2019/2 020	Naivasha Rocky Eco Lodge	029	Conference Facility	472,000	0	472,000.
78	2019/2 020	Jokib Ventures Ltd	001	Supply of batteries	110,500.	0	110,500.
79	2019/2 020	Granite travel Ltd	496	Air ticket	1,110,615	0	1,110,615
80	2019/2 020	Masada hotel, Naivasha	1714	Conference facilities	1,608,000	0	1,608,000.
81	2019/2 020	Toyota Kenya Ltd	300090710 1	Provision of repairing and servicing of GKA 661S	309,722.00	0	309,722.00
82	2019/2 020	Wamera Auto Mechanical Engineering Works	1359	Repair of motor vehicles	58,786	0	58,786
83	2019/2 020	Chamwa Motors Ltd	1546	Car servicing and repair KBT 218N	751,889	0	751,889
84	2019/2 020	Imperial Hotel, Kisumu	59608	Conference Facility	951,500	0	951,500
85	2019/2 020	Poller Creative Innovations	125	Supply of 2019 ASK Nairobi show	1,109,920.	0	1,109,920
86	2019/2 020	Wildbeest Safaris	026	Hire of transport	120,000	0	120,000
87	2019/2 020	Jayfay Enterprises	002	Supply of toners	347,500	0	347,500

PRINCIPAL SECRETARY
STATE DEPARTMENT OF MINING
MINISTRY OF PETROLEUM
AND MINING
P.O. BOX 30000 NAIROBI

88	2019/2 020	ACK Diocese of Kericho Guest House	148	Conference facility	115,000.	0	115,000
89	2019/2 020	Wamera Auto Spares	1462	Repair of motor vehicles	29,928	0	29,928.
90	2019/2 020	AIC Kapsabet Bible College Guest House	521	Conference facility	180,000	0	180,000
91	2019/2 020	Joyoti Enterprises	523	Refurbishment of show stand Nairobi	793,382	0	793,382
92	2019/2 020	Lake Naivasha resort limited	783	Conference Facility	436,000	0	436,000
93	2019/2 020	Prideinn Paradise Hotel Mombasa	39584	Conference Facility	329,000	0	329,000.
94	2019/2 020	Gushen General Supplies	021	Supply of motor vehicle tyres	785,000.	0	785,000
95	2019/2 020	Alussa S.S. Investment	926	Supply of T.V and wooden boxes	1,513,190.	0	1,513,190
96	2019/2 020	Premih General Supplies	129	Supply of office stationaries	260,900	0	260,900.
97	2019/2 020	Premih General Supplies	130	Supply of toners	837,500	0	837,500.
98	2019/2 020	Premih General Supplies	131	Supply of tires and rims	40,900	0	40,900
GRAND TOTAL					54,969,919		54,969,919

PRINCIPAL SECRETARY
 STATE DEPARTMENT OF MINING
 MINISTRY OF PETROLEUM
 AND MINING
 P. O. Box 30009-00100, NAIROBI

STATE DEPARTMENT OF MINING

DEVELOPMENT BANK RECONCILIATION FOR THE MONTH OF JUN. 2020

	KSHS	KSHS
Balance as per Bank Statement As At 30.06.2020		11,302,304.85
LESS payments in cashbook not in bank statement	11,523,727.70	
Receipts in bank statement not in cashbook	0.00	11,523,727.70
ADD Payments in bank statement not in cashbook	239,634.30	
Receipts in cashbook not in bank statement	0.00	239,634.30
Balance as per cashbook as at 30.06.2020		18,211.45

I Certify that I have verified bank balance in cashbook with the bank statement and that the reconciliation is correct

Prepared by;

Benjamin Wanjohi
Name *Benjamin Wanjohi*

SIGN

[Signature]
SIGN

06/07/2020
DATE

Authorized by;

Name *Alondra S S*

SIGN *[Signature]*

DATE *09/07/20*



Statement of Budget Execution - Development Expenditure

Entity: 1192-State Department for Mining
Current Period: JUL-19 To JUN-20

	Note	Printed Estimate	Reallocation / Transfer	Supplementary Estimates	Final Approved Estimate (Net)	Actual	Budget Utilization Differences	% of Utilization
		a	b	c	d=a+b+c	e	f=d-e	g=e/d%
RECEIPTS								
Tax Receipts	1	0.00			0.00	0.00	0.00	0.00%
Social Security Contribution	2	0.00	0.00	0.00	0.00	0.00	0.00	0.00%
Proceeds from Domestic and Foreign Grants	3	0.00	0.00	0.00	0.00	0.00	0.00	0.00%
Exchequer releases	4	0.00			0.00	0.00	0.00	0.00%
Transfers from Other Government Entities	5	0.00	0.00	0.00	0.00	0.00	(332,521,917.35)	0.00%
Proceeds from Domestic Borrowings	6	0.00			0.00	0.00	0.00	0.00%
Proceeds from Foreign Borrowings	7	0.00	0.00	0.00	0.00	0.00	0.00	0.00%
Proceeds from Sales of Assets	8	0.00	0.00	0.00	0.00	0.00	0.00	0.00%
Reimbursements and Refunds	9	0.00	0.00	0.00	0.00	0.00	0.00	0.00%
Returns of Equity Holdings	10	0.00	0.00	0.00	0.00	0.00	0.00	0.00%
Other Receipts	11	0.00	0.00	0.00	0.00	0.00	0.00	0.00%
Total		0.00	0.00	0.00	0.00	332,521,917.35	(332,521,917.35)	0.00%
PAYMENTS								
Compensation of Employees	12	0.00	0.00	0.00	0.00	0.00	0.00	0.00%
Use of Goods and Services	13	161,000,000.00	0.00	(92,233,198.00)	68,766,802.00	69,660,150.30	(893,348.30)	101.30%
Subsidies	14	0.00	0.00	0.00	0.00	0.00	0.00	0.00%
Transfers to Other Government Units	15	0.00	0.00	0.00	0.00	0.00	0.00	0.00%
Other Grants and Transfers	16	0.00	0.00	0.00	0.00	0.00	0.00	0.00%
Social Security Benefits	17	0.00	0.00	0.00	0.00	0.00	0.00	0.00%
Acquisition of Assets	18	413,000,000.00	0.00	(149,244,884.00)	263,755,116.00	267,940,437.05	(4,185,321.05)	101.59%
Finance Costs, including Loan Interest	19	0.00	0.00	0.00	0.00	0.00	0.00	0.00%
Repayment of Principal on Domestic and Foreign Borrowing	20	0.00	0.00	0.00	0.00	0.00	0.00	0.00%
Other payments		0.00	0.00	0.00	0.00	0.00	0.00	0.00%
Total	21	574,000,000.00	0.00	(241,478,082.00)	332,521,918.00	337,600,587.35	(5,078,669.35)	101.53%



Budget Execution by Heads and Programmes

Entity: 1192-State Department for Mining
 Period: JUL-19 To JUN-20

Head	Program	Description	Approved Budget	Actual Payments	Variance
0000000000		Default Value (Non-Departmental)	0.00	116,900.00	(116,900.00)
	0000000000	Default - Non Programmatic	0.00	116,900.00	(116,900.00)
1191000500		General Administration and Planning	0.00	83,700.00	(83,700.00)
	1007000000	General Administration Planning and Support Services	0.00	83,700.00	(83,700.00)
1191100500		Mineral Certification Laboratory	0.00	0.00	0.00
	1021000000		0.00	0.00	0.00
1192000100			119,679,695.00	119,409,890.85	269,804.15
	1007000000	General Administration Planning and Support Services	55,005,311.00	54,943,984.95	61,326.05
	1009000000	Mineral Resources Management	64,674,384.00	64,465,905.90	208,478.10
1192000300			10,361,416.00	10,286,857.00	74,559.00
	1009000000	Mineral Resources Management	10,361,416.00	10,286,857.00	74,559.00
1192000500			234,846,087.00	228,220,911.70	6,625,175.30
	1005000000	Integrated Regional Development	0.00	62,000.00	(62,000.00)
	1009000000	Mineral Resources Management	0.00	0.00	0.00
	1007000000	General Administration Planning and Support Services	234,846,087.00	228,158,911.70	6,687,175.30
1192000600			219,826,077.00	220,168,985.45	(342,908.45)
	1021000000		57,000,908.00	57,343,816.65	(342,908.65)
	1009000000	Mineral Resources Management	162,825,169.00	162,825,168.80	0.20
1192000700			1,252,000.00	1,225,102.00	26,898.00
	1009000000	Mineral Resources Management	1,252,000.00	1,225,102.00	26,898.00
1192100200			19,995,000.00	20,048,801.00	(53,801.00)
	1009000000	Mineral Resources Management	0.00	0.00	0.00
	1021000000		19,995,000.00	20,048,801.00	(53,801.00)
1192100300			19,498,772.00	19,628,296.40	(129,524.40)
	1009000000	Mineral Resources Management	19,498,772.00	19,628,296.40	(129,524.40)
1192100400			24,725,580.00	24,994,832.00	(269,252.00)
	1009000000	Mineral Resources Management	24,725,580.00	24,994,832.00	(269,252.00)
1192100500			22,292,399.00	23,640,599.00	(1,348,200.00)
	1007000000	General Administration Planning and Support Services	0.00	0.00	0.00
	1021000000		22,292,399.00	23,640,599.00	(1,348,200.00)
	1009000000	Mineral Resources Management	0.00	0.00	0.00
1192100600			45,306,594.00	45,448,734.00	(142,140.00)
	1009000000	Mineral Resources Management	1,287,000.00	1,454,500.00	(167,500.00)
	1007000000	General Administration Planning and Support Services	5,000,000.00	4,995,788.00	4,212.00
	1021000000		39,019,594.00	38,998,446.00	21,148.00
1192100700			25,486,700.00	29,085,456.00	(3,598,756.00)
	1009000000	Mineral Resources Management	8,000,000.00	7,999,956.00	44.00
	1007000000	General Administration Planning and Support Services	17,486,700.00	21,085,500.00	(3,598,800.00)
1192100800			0.00	0.00	0.00
	1009000000	Mineral Resources Management	0.00	0.00	0.00
1192101400			0.00	98,000.00	(98,000.00)
	1009000000	Mineral Resources Management	0.00	98,000.00	(98,000.00)
1192101500			113,163,712.00	113,482,762.95	(319,050.95)
	1009000000	Mineral Resources Management	106,116,313.00	106,435,363.95	(319,050.95)
	1007000000	General Administration Planning and Support Services	7,047,399.00	7,047,399.00	0.00
1192101600			15,084,714.00	15,065,149.90	19,564.10
	1009000000	Mineral Resources Management	15,084,714.00	15,065,149.90	19,564.10
1192101700			0.00	0.00	0.00
	1007000000	General Administration Planning and Support Services	0.00	0.00	0.00
1192101800			19,296,885.00	19,230,554.00	66,331.00
	1009000000	Mineral Resources Management	19,296,885.00	19,230,554.00	66,331.00
1192101900			23,463,502.00	22,805,842.10	657,659.90
	1009000000	Mineral Resources Management	23,463,502.00	22,805,842.10	657,659.90
1192102100			4,208,060.00	4,183,560.00	24,500.00
	1021000000		4,208,060.00	4,183,560.00	24,500.00
		Grand Total	918,487,193.00	917,224,934.35	1,262,258.65

...ING IMPREST REGISTER

FROM DATE: 01-JUL-2019

TO DATE: 30-JUN-2020

29-SEP-20 10:22 AM

For: State Department for Mining

PF/NO	Particulars	Desgination	Amount
1981051490	PAULINE KITSAO LUGANJE		
1983009821	JANE MUTHONI KIARIE	SDRNCD AIE HOL5	268,276.
1988092691	PETER MUTUKU MUSYOKI	N.A.	33,600.
1990000642	BERNARD MUGITSA NDOLI	N.A.	75,200.
1995004528	THOMAS KIZITO ARARA	N.A.	76,000.
1996111873	JANET MOINDI ONG'ERA	MOM FINANCE OFFICER II	62,800.
2006041949	SAMUEL KIPKEMOI KIRUI	N.A.	62,800.
2009048005	WILSON NYABERI MIRAMBO	N.A.	210,000.
2017107990	Robert Kiruthu	N.A.	563,800.
			168,000.
		Total	1,520,476.0

REPUBLIC OF KENYA

Date: 1st July, 2020

Report of the Board of Survey on the Cash and Bank Balances of **Development** as at the close of business on 30th June, 2020.

The Board, Consisting of – (Names and official titles)

1. Enock Kipseba – Director, Mineral Promotion \$ Value Addition - Chairman
2. Charles Kidaji – Accountant - Member
3. Henry Were – Finance Officer - Member

assembled at the office of the cashier at 9.00 am (time) on the 1st July, 2020

Notes	Sh.
Silver	Sh.
Copper	Sh.
Cheques (as per details on reverse)	Sh.

It was observed that the cheques amounting to Sh.....cts had been on hand for more than 14 days prior to date of the survey.

The cash consists of East African currency and does not contain any demonetized coin or notes.

The cash book reflected the following balances as at the close of business on the 30th June, 2020

Cash on hand	Sh.
Bank cash	Sh. <u>11,302,304.85</u>
	Sh. <u>11,302,304.85</u>

The Bank certificate of balance showed a sum of Sh eleven million three hundred and two thousand three hundred and four cts eighty five (Sh. 11,302,304.85)

Standing to the credit of the account on 30th June, 2020

The difference between this figure and the bank balance as shown by the cash book is accounted for in the bank Reconciliation Statement (F.O.30) attached.

.....
Chairman

.....
Members of the Board

Date: 1st July, 2020

REPUBLIC OF KENYA

Date: 1st July, 2020

Report of the Board of Survey on the Cash and Bank Balances of recurrent as at the close of business on 30th June, 2020.

The Board, Consisting of – (Names and official titles)

1. Enock Kipseba – Director, Mineral Promotion \$ Value Addition - Chairman
2. Charles Kidaji – Accountant - Member
3. Henry Were – Finance Officer - Member

assembled at the office of the Cashier at 9.00 am (time) on the 1st July, 2020

Notes	Sh.	94,100.....
Silver	Sh.	33.....
Copper	Sh.
Cheques (as per details on reverse)	Sh.	<u>94,133.....</u>

It was observed that the cheques amounting to Sh.....cts..... had been on hand for more than 14 days prior to date of the survey. The cash consists of East African currency and does not contain any demonetized coin or notes.

The cash book reflected the following balances as at the close of business on the 30th June, 2020.

Cash on hand	Sh.
Bank cash	Sh.	<u>94,133</u>
	Sh.	<u>17,732</u>
	Sh.	111,865

The Bank certificate of balance showed a sum of Sh. 831,961.40

(Sh. Eight Hundred Thirty One Thousand, Nine Hundred Sixty One cts. Forty)

Standing to the credit of the account on 30th June, 2020

The difference between this figure and the bank balance as shown by the cash book is accounted for in the bank Reconciliation Statement (F.O.30) attached.

.....
Chairman

Date: 1/7/2020

.....
Members of the Board

(Handwritten signature)



Statement of Budget Execution - Development Expenditure

Entity: 1192-State Department for Mining
Current Period: JUL-19 To JUN-20

The Statement has been prepared, reviewed and approved by the following:

Prepared By:

Date:

ROBERT M. GATHI

30TH SEP 2020

Reviewed By:

ANNE G. MINNARD

Date: 30TH SEP 2020

Approved By:

C. W. NYANGA

Date: 30-09-2020



A vertical line of small, faint marks or characters running down the right edge of the page, possibly a scanning artifact or a very faint margin.



Statement of Budget Execution

Entity: 1192-State Department for Mining

Current Period: JUL-19 To JUN-20

	Note	Printed Estimate	Reallocation / Transfer	Supplementary Estimates	Final Approved Estimate (Net)	Actual	Budget Utilization Differences	% of Utilization
		a	b	c	d=a+b+c	e	f=d-e	g=e/d%
RECEIPTS								
Tax Receipts	1	0.00	0.00	0.00	0.00	0.00	0.00	0.00%
Social Security Contribution	2	0.00	0.00	0.00	0.00	0.00	0.00	0.00%
Proceeds from Domestic and Foreign Grants	3	0.00	0.00	0.00	0.00	0.00	0.00	0.00%
Exchequer releases	4	0.00	0.00	0.00	0.00	868,487,182.55	(868,487,182.55)	0.00%
Transfers from Other Government Entities	5	0.00	0.00	0.00	0.00	0.00	0.00	0.00%
Proceeds from Domestic Borrowings	6	0.00	0.00	0.00	0.00	0.00	0.00	0.00%
Proceeds from Foreign Borrowings	7	0.00	0.00	0.00	0.00	0.00	0.00	0.00%
Proceeds from Sales of Assets	8	0.00	0.00	0.00	0.00	0.00	0.00	0.00%
Reimbursements and Refunds	9	0.00	0.00	0.00	0.00	0.00	0.00	0.00%
Returns of Equity Holdings	10	0.00	0.00	0.00	0.00	0.00	0.00	0.00%
Other Receipts	11	10,000,000.00	0.00	40,000,000.00	50,000,000.00	49,999,999.70	0.30	100.00%
Total		10,000,000.00	0.00	40,000,000.00	50,000,000.00	918,487,182.25	(868,487,182.25)	1836.97%
PAYMENTS								
Compensation of Employees	12	186,463,037.00	0.00	190,463,037.00	376,926,074.00	374,525,627.85	2,400,446.15	99.36%
Use of goods and Services	13	275,184,900.00	0.00	(34,649,178.00)	240,535,722.00	242,763,607.75	(2,227,885.75)	100.93%
Subsidies	14	0.00	0.00	0.00	0.00	0.00	0.00	0.00%
Transfers to Other Government Units	15	15,000,000.00	0.00	15,000,000.00	30,000,000.00	22,500,000.00	7,500,000.00	75.00%
Other Grants and Transfers	16	0.00	0.00	0.00	0.00	0.00	0.00	0.00%
Social Security Benefits	17	0.00	0.00	7,137,105.00	7,137,105.00	7,137,104.70	0.30	100.00%
Acquisition of Assets	18	413,515,100.00	0.00	(149,626,808.00)	263,888,292.00	268,073,537.05	(4,185,245.05)	101.59%
Finance Costs, including Loan Interest	19	0.00	0.00	0.00	0.00	0.00	0.00	0.00%
Repayment of Principal on Domestic and Foreign Borrowing	20	0.00	0.00	0.00	0.00	0.00	0.00	0.00%
Other payments	21	0.00	0.00	28,324,156.00	918,487,193.00	914,999,877.35	3,487,315.65	0.00%
Total		890,163,037.00	0.00	28,324,156.00	918,487,193.00	914,999,877.35	3,487,315.65	99.62%

The Statement has been prepared, reviewed and approved by the following:

Prepared By: ROBERT M. GATHII

Date: 30TH SEP 2020

Reviewed By: ANNE G. MWANGI

Date: 30TH SEP 2020

Approved By: C. W. NYAGA

Date: 30-09-2020



Budget Execution By Programmes and Sub-Programmes

Entity: 1192-State Department for Mining

Period: JUL-19 To JUN-20

Program	Sub Program	Description	Approved Budget	Actual Payments	Variance
0000000000		Default - Non Programmatic	0.00	116,900.00	(116,900.00)
	0000000000	Default - Non Programmatic	0.00	116,900.00	(116,900.00)
1005000000		Integrated Regional Development	0.00	62,000.00	(62,000.00)
	1005010000	Integrated basin based Development	0.00	62,000.00	(62,000.00)
1007000000		General Administration Planning and Support Services	319,385,497.00	316,315,283.65	3,070,213.35
	1007010000	Mining Policy Development and Coordination	319,385,497.00	316,315,283.65	3,070,213.35
1009000000		Mineral Resources Management	456,585,735.00	456,515,528.05	70,206.95
	1009010000	Mineral Resources Development	293,760,566.00	293,690,859.25	69,706.75
	1009020000	Geological survey and mineral exploration	162,825,169.00	162,824,668.80	500.20
1021000000			142,515,961.00	144,215,222.65	(1,699,261.65)
	1021010000		122,520,961.00	124,166,421.65	(1,645,460.65)
	1021020000		19,995,000.00	20,048,801.00	(53,801.00)
		Grand Total	918,487,193.00	917,224,934.35	1,262,258.65

The Statement has been prepared, reviewed and approved by the following:

Prepared By: ROBERT M. GATHU

Date: 30TH SEP 2020

Reviewed By: ANNE G. MWANGI

Date: 30TH SEP 2020

Approved By: C. W. NYAGA

Date: 30-09-2020



Statement of Budget Execution - Development Expenditure

Entity: 1192-State Department for Mining

Current Period: JUL-19 To JUN-20

	Note	Printed Estimate a	Reallocation / Transfer b	Supplementary Estimates c	Final Approved Estimate (Net) d=a+b+c	Actual e	Budget Utilization Differences f=d-e	% of Utilization g=e/d*%
RECEIPTS								
Tax Receipts	1	0.00	0.00	0.00	0.00	0.00	0.00	0.00%
Social Security Contribution	2	0.00	0.00	0.00	0.00	0.00	0.00	0.00%
Proceeds from Domestic and Foreign Grants	3	0.00	0.00	0.00	0.00	0.00	0.00	0.00%
Exchange releases	4	0.00	0.00	0.00	0.00	332,521,917.35	(332,521,917.35)	0.00%
Transfers from Other Government Entities	5	0.00	0.00	0.00	0.00	0.00	0.00	0.00%
Proceeds from Domestic Borrowings	6	0.00	0.00	0.00	0.00	0.00	0.00	0.00%
Proceeds from Foreign Borrowings	7	0.00	0.00	0.00	0.00	0.00	0.00	0.00%
Proceeds from Sales of Assets	8	0.00	0.00	0.00	0.00	0.00	0.00	0.00%
Reimbursements and Refunds	9	0.00	0.00	0.00	0.00	0.00	0.00	0.00%
Returns of Equity Holdings	10	0.00	0.00	0.00	0.00	0.00	0.00	0.00%
Other Receipts	11	0.00	0.00	0.00	0.00	0.00	0.00	0.00%
Total						332,521,917.35	(332,521,917.35)	0.00%
PAYMENTS								
Compensation of Employees	12	0.00	0.00	0.00	0.00	0.00	0.00	0.00%
Use of goods and Services	13	161,000,000.00	0.00	(92,233,198.00)	68,766,802.00	69,660,150.30	(893,348.30)	101.30%
Subsidies	14	0.00	0.00	0.00	0.00	0.00	0.00	0.00%
Transfers to Other Government Units	15	0.00	0.00	0.00	0.00	0.00	0.00	0.00%
Other Grants and Transfers	16	0.00	0.00	0.00	0.00	0.00	0.00	0.00%
Social Security Benefits	17	0.00	0.00	0.00	0.00	0.00	0.00	0.00%
Acquisition of Assets	18	413,000,000.00	0.00	(149,244,884.00)	263,755,116.00	267,940,437.05	(4,185,321.05)	101.59%
Finance Costs, including Loan Interest	19	0.00	0.00	0.00	0.00	0.00	0.00	0.00%
Repayment of Principal on Domestic and Foreign Borrowing	20	0.00	0.00	0.00	0.00	0.00	0.00	0.00%
Other payments	21	0.00	0.00	0.00	0.00	0.00	0.00	0.00%
Total		574,000,000.00	0.00	(241,478,082.00)	332,521,918.00	337,600,587.35	(5,078,669.35)	101.53%

The Statement has been prepared, reviewed and approved by the following:

Prepared By: ROBERT M. GATHII

Date: 30TH SEP 2020

Reviewed By: ANNE G. MWANGI

Date: 30TH SEP 2020

Approved By: C. W. NYAGA

Date: 30-09-2020



Budget Execution By Programmes and Sub-Programmes

Entity: 1192-State Department for Mining

Period: JUL-19 To JUN-20

Program	Sub Program	Description	Approved Budget	Actual Payments	Variance
0000000000		Default - Non Programmatic	0.00	116,900.00	(116,900.00)
	0000000000	Default - Non Programmatic	0.00	116,900.00	(116,900.00)
1005000000		Integrated Regional Development	0.00	62,000.00	(62,000.00)
	1005010000	Integrated basin based Development	0.00	62,000.00	(62,000.00)
1007000000		General Administration Planning and Support Services	319,385,497.00	316,315,283.65	3,070,213.35
	1007010000	Mining Policy Development and Coordination	319,385,497.00	316,315,283.65	3,070,213.35
1009000000		Mineral Resources Management	456,585,735.00	456,515,528.05	70,206.95
	1009010000	Mineral Resources Development	293,760,566.00	293,690,859.25	69,706.75
	1009020000	Geological survey and mineral exploration	162,825,169.00	162,824,668.80	500.20
1021000000			142,515,961.00	144,215,222.65	(1,699,261.65)
	1021010000		122,520,961.00	124,166,421.65	(1,645,460.65)
	1021020000		19,995,000.00	20,048,801.00	(53,801.00)
		Grand Total	918,487,193.00	917,224,934.35	1,262,258.65

The Statement has been prepared, reviewed and approved by the following:

Prepared By: ROBERT M. GATHII

Date: 30TH SEP 2020

Reviewed By: ANNE G. MWANGI

Date: 30TH SEP 2020

Approved By: L. W. NYAGA

Date: 30-09-2020

The Statement has been prepared, reviewed and approved by the following:

Prepared By: ROBERT M. GATHII
Reviewed By: ANNE G. MWANGI
Approved By: C. W. NYAGA

Date: 30TH SEP 2020
Date: 30TH SEP 2020
Date: 30-09-2020

