

REPUBLIC OF KENYA



OFFICE OF THE AUDITOR-GENERAL

Paper Laid on the Table of the House by the Majority Whip [Hon. Benjamin Wasthali] on

PARLIAMENT OF KENYA LIBRARY

REPORT


OF

THE AUDITOR-GENERAL

ON


Thursday 21st June 2018 [Afternoon]

THE FINANCIAL STATEMENTS OF STATE DEPARTMENT OF HOUSING AND URBAN DEVELOPMENT



FOR THE YEAR ENDED 30 JUNE 2017

MINISTRY OF TRANSPORT, INFRASTRUCTURE, HOUSING AND URBAN DEVELOPMENT



OFFICE OF THE AUDITOR GENERAL
P. O. Box 30384 - 00100 NAIROBI

17 MAY 2018

RECEIVED



NATIONAL GOVERNMENT ENTITY

**MINISTRY OF TRANSPORT, INFRASTRUCTURE, HOUSING AND URBAN
DEVELOPMENT**

STATE DEPARTMENT OF HOUSING AND URBAN DEVELOPMENT

REPORTS AND FINANCIAL STATEMENTS

**FOR THE FINANCIAL YEAR ENDED
JUNE 30, 2017**

**Prepared in accordance with the Cash Basis of Accounting Method under the International Public Sector
Accounting Standards (IPSAS)**

**NATIONAL GOVERNMENT ENTITY - MINISTRY OF TRANSPORT, INFRASTRUCTURE,
HOUSING AND URBAN DEVELOPMENT.**

STATE DEPARTMENT OF HOUSING AND URBAN DEVELOPMENT

Reports and Financial Statements

For the year ended June 30, 2017

Table of Content	Page
I. KEY ENTITY INFORMATION AND MANAGEMENT	1
II. FORWARD BY THE CABINET SECRETARY	7
III. STATEMENT OF ENTITY MANAGEMENT RESPONSIBILITIES	13
IV. REPORT OF THE INDEPENDENT AUDITORS ON THE STATE DEPARTMENT OF HOUSING AND URBAN DEVELOPMENT	15
V. STATEMENT OF RECEIPTS AND PAYMENTS	16
VI. STATEMENT OF FINANCIAL POSITION	17
VII. STATEMENT OF CASH FLOWS	18
VIII. SUMMARY STATEMENT OF APPROPRIATION: RECURRENT AND DEVELOPMENT COMBINED	19
IX. SUMMARY STATEMENT OF APPROPRIATION: RECURRENT	21
X. SUMMARY STATEMENT OF APPROPRIATION: DEVELOPMENT	23
XI. BUDGET EXECUTION BY PROGRAMMES AND SUB-PROGRAMMES	25
XII. SIGNIFICANT ACCOUNTING POLICIES	26
XIII. NOTES TO THE FINANCIAL STATEMENTS	30
XIV. RELATED PARTY DISCLOSURES	36
XV. OTHER IMPORTANT DISCLOSURES	37
XVI. PROGRESS ON FOLLOW UP OF AUDITOR RECOMMENDATIONS	38
XVII. ANNEXES	39

**NATIONAL GOVERNMENT ENTITY - MINISTRY OF TRANSPORT,
INFRASTRUCTURE, HOUSING AND URBAN DEVELOPMENT.**

STATE DEPARTMENT OF HOUSING AND URBAN DEVELOPMENT

Reports and Financial Statements

For the year ended June 30, 2017

I. KEY ENTITY INFORMATION AND MANAGEMENT

Background information.

The state department of Housing and Urban development falls under the Ministry of Transport, Infrastructure, and Housing and Urban Development.

The Ministry of Transport, Infrastructure, Housing and Urban Development was formed on May, 2016. At cabinet level, the Ministry is represented by the Cabinet Secretary who is responsible for the general policy and strategic direction.

Departments

The Ministry consists of the following five State Departments;

State Department for Transport
State Department for Infrastructure
State Department for Housing and Urban Development
State Department for Maritime and Shipping Affairs
State Department for Public Works

The State Department of Housing and Urban Development was established through Executive Order NO.1 of May 2016. The Department is mandated to provide policy direction on matters related to housing and urban development notably: housing policy management; development and management of affordable housing; management of building and construction standards and codes; national secretariat of human settlement; management of civil servants housing scheme; development and management of government housing; shelter and slum upgrading; building research services; registration; registration of contractors and material suppliers building research services; registration of civil, building electro-mechanic contractors; registration of architects and quantity surveyors; urban planning and development. The State Department of Housing and Urban Development at the Cabinet level is represented by the Cabinet Secretary for Ministry of Transport, infrastructure, Housing who is responsible for the general policy and strategic direction of the entity.

Vision

To be a globally competitive organization in provision of adequate and decent housing in a sustainable environment and coordinated urban development.

Mission

To facilitate access to adequate and decent housing and integrated infrastructure for sustainable socio-economic development.

Strategic Goal

The Strategic goal for the sub-sector is to attain sustainable provision, management and development of a regulated built environment.

**NATIONAL GOVERNMENT ENTITY - MINISTRY OF TRANSPORT,
INFRASTRUCTURE, HOUSING AND URBAN DEVELOPMENT.**

STATE DEPARTMENT OF HOUSING AND URBAN DEVELOPMENT

Reports and Financial Statements

For the year ended June 30, 2017

Strategic Objectives

The strategic objectives of the sector are to:-

- i. Facilitate the production of decent and affordable housing and enhanced estates management services.
- ii. Improve infrastructure development, connectivity and accessibility, safety and security within urban areas and Metropolitan Regions.
- iii. Oversee the construction industry and coordinate its development for sustainable socio-economic development
- iv. Provide efficient and effective support services for sustainable housing and urban development.

Core Values

In its endeavour to execute its Mandate, the state department is guided by the following Core Values/Principles:-

- Team spirit
- Prompt customer responsiveness
- Integrity – honesty, accountability and transparency
- Patriotism
- Consultative
- Professionalism
- Gender equity and equality

The state department day-to-day management is under the following key organs:

- Directorate of Urban and Metropolitan Development
- Directorate of Housing Development and Human Settlement
- Directorate of National Building Inspectorate and
- Directorate of General Administration, Planning and Support Services

Departments

The State Department comprises the following;

General Administration and Planning

Housing

Slum Upgrading

Kenya Informal Settlements Improvement Project (KISIP)

Estates;

Civil Servants Housing Scheme (CSHS); and

Urban Development and Metropolitan Development

Institutions

National Construction Authority

National Housing Corporation

Kenya Building Research Centre

Rent Restriction Tribunal





Board of Registration of Architects & Quantity Surveyors

**NATIONAL GOVERNMENT ENTITY - MINISTRY OF TRANSPORT,
INFRASTRUCTURE, HOUSING AND URBAN DEVELOPMENT.**

**STATE DEPARTMENT OF HOUSING AND URBAN DEVELOPMENT
Reports and Financial Statements
For the year ended June 30, 2017**

(a) Key Management

During the period under review the department's day-to-day management is under the following key organs:

No.	Designation	Name
1.	Cabinet Secretary	 James Macharia
2.	Principal Secretary -Accounting Officer	 Aidah Munano
3.	Director Administration	 Hussein Ibrahim
4.	Director Administration	 Mogaka Z. Mabeya

**NATIONAL GOVERNMENT ENTITY - MINISTRY OF TRANSPORT,
INFRASTRUCTURE, HOUSING AND URBAN DEVELOPMENT.**

STATE DEPARTMENT OF HOUSING AND URBAN DEVELOPMENT

Reports and Financial Statements

For the year ended June 30, 2017

(b) Fiduciary Management

The key management personnel who held office during the quarter four financial period ended 30th June, 2017 and who had direct fiduciary responsibility were:

No.	Designation	Name
1.	Principal Secretary (Accounting Officer), PS	Arch. Aidah Munano, CBS
2.	Director of administration, Directorate of General Administration, Planning and Support Services (DA)	Ibrahim Hussein
3.	Secretary, Directorate of Housing Development and Human Settlement	Patrick M. Bucha
4.	Secretary, Directorate of Urban and Metropolitan Development	Enosh O. Momanyi
5.	Secretary, Directorate of National building Inspectorate	Moses Nyakiongora
6.	Chief Finance Officer (CFO)	Mosiria M.M
7.	Principal Supplies Chain Management	Isaack Mutungi
8.	Ag.Principal Accounts Controller (PAC)	Irene Mbogo

(c) Fiduciary Oversight Arrangements

Composition of the Committee Members

The various committee members within the State Department are drawn from various sectors of the economy and have a wide range of skills and experience and each contributes independently judgement and knowledge of the committee discussions.

On appointment each committee member is provided with a comprehensive and tailored induction processes covering the State Department's business and operations and provided with information relating to their legal and regulatory obligations.

All committee members are required to re-submit themselves for re-appointment after expiry of their term.

The following are the different committees and their activities in the Departments:

Audit Committee Activities

- i. Evaluating adequacy of management procedures with regard to risk management, control and governance
- ii. Reviewing and approving the audit charter and the internal audit manual work plans

**NATIONAL GOVERNMENT ENTITY - MINISTRY OF TRANSPORT,
INFRASTRUCTURE, HOUSING AND URBAN DEVELOPMENT.**

STATE DEPARTMENT OF HOUSING AND URBAN DEVELOPMENT

Reports and Financial Statements

For the year ended June 30, 2017

- iii. Reviewing the internal and external audit findings/recommendation and proposing necessary action
- iv. Reviewing the systems established to ensure sound public financial management and Internal controls, compliance with policies, laws, regulations, procedures plans and ethics
- v. Initiating special audit/investigation on any allegations, concerns and complaints regarding, lack of accountability and transparency in consultation with the Accounting Officer.
- vi. Any other task which are within the mandate of the committee

Budget Implementation Committee Activities

- i. Budget Implementation
- ii. Budget Review Expenditure
- iii. Evaluation of projects implementation status
- iv. Discuss and agree on re-allocation/increase or decrease of budgetary allocations
- v. Preparation of quarterly expenditure forecasts for discussions with National Treasury for release of funds
- vi. Implementation of the National

Parliamentary committee activities

- i. Gather information on issues raised
- ii. Receive and compile the gathered information
- iii. Facilitate the Cabinet Secretary's appearance at the parliament and Senate as requested
- iv. Make follow up on issues raised form both National Assembly and the Senate
- v. Submit responses as required and agreed by the Cabinet Secretary
- vi. Make annual reports on all matters attended to in response to parliament concerns

Development partner oversight activities

- i. Carrying out periodic financial review on project activities
- ii. Issuing no objection clearance on planned spending on project activities
- iii. Carrying out regular supervision mission
- iv. Offering advice on the best practices worldwide as far project implementation is concerned
- v. Offering technical support where local talent insufficient
- vi. Carrying out training activities where necessary

**NATIONAL GOVERNMENT ENTITY - MINISTRY OF TRANSPORT,
INFRASTRUCTURE, HOUSING AND URBAN DEVELOPMENT.**

STATE DEPARTMENT OF HOUSING AND URBAN DEVELOPMENT

Reports and Financial Statements

For the year ended June 30, 2017

(d) Entity Headquarters

State Department of Housing and Urban Development
P.O Box 30119-00100 Nairobi, Kenya
Tel. No: +254-020-2713833
Fax: +254-020-2734886
Website: www.housingandurban.go.ke
Ardhi House Building
1ST Ngong Avenue
NAIROBI, KENYA

(e) Entity Contacts

State Department of Housing and Urban Development
P.O Box 30119-00100 Nairobi, Kenya
Tel. No: +254-020-2713833
Fax: +254-020-2734886
E-mail: pshud@ardhi.go.ke, info@housingandurban.go.ke
Website: www.housingandurban.go.ke
Ardhi House Building
1ST Ngong Avenue
NAIROBI, KENYA

(f) Entity Bankers

Central Bank of Kenya
Haile Selassie Avenue
P.O. Box 60000 (City Square 00200)
Nairobi, Kenya
Telephone: (254) 202860000
E-mail: comms@centralbank.go.ke
Website: www.centralbank.go.ke

(g) Independent Auditors

Auditor General
Kenya National Audit Office
Anniversary Towers, University Way
P.O. Box 30084
GOP 00100
Nairobi, Kenya

(h) Principal Legal Adviser

The Attorney General
State Law Office
Harambee Avenue
P.O. Box 40112
City Square 00200
Nairobi, Kenya

**NATIONAL GOVERNMENT ENTITY - MINISTRY OF TRANSPORT,
INFRASTRUCTURE, HOUSING AND URBAN DEVELOPMENT.**

**STATE DEPARTMENT OF HOUSING AND URBAN DEVELOPMENT
Reports and Financial Statements
For the year ended June 30, 2017**

II. FORWARD BY THE CABINET SECRETARY

The Ministry of Transport, Infrastructure, and Housing and Urban Development was formed on May, 2016. At cabinet level, the Ministry is represented by the Cabinet Secretary who is responsible for the general policy and strategic direction. The Ministry is mandated to provide effective leadership and coordination in planning, policy formulation and tracking results for a globally competitive and prosperous nation. This is derived from the Executive order No. 70 of 2016.

Departments

The Ministry consists of the following five State Departments;

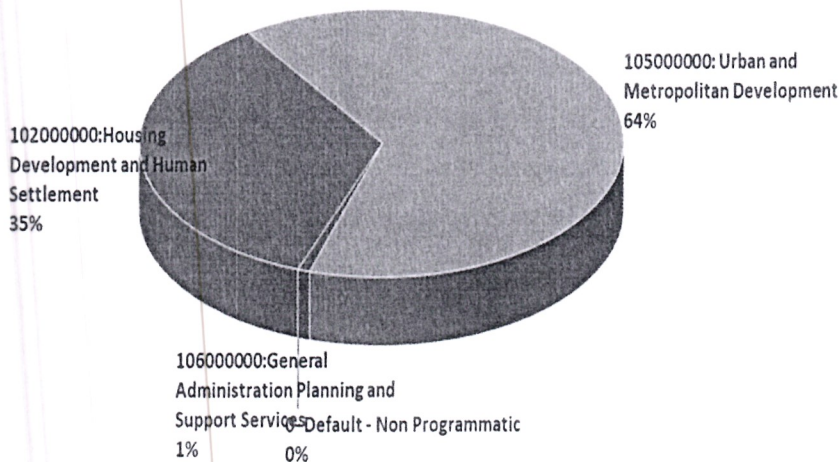
- State Department for Transport
- State Department for Infrastructure
- State Department for Housing and Urban Development
- State Department for Maritime and Shipping Affairs
- State Department for Public Works

BUDGET ALLOCATION

In the financial year 2016/17 the State Department State Department for Housing and Urban Development had a gross budget of KShs. 17,529,097,844 which was made up of KShs. 1,317,662,844.00 and KShs. 16,211,435,000.00 for recurrent and development vote respectively.

The State Department was to expend the gross budget of KShs. 17,529,097,844 under the following four programmes:

BUDGET ALLOCATION BY PROGRAMMES



STATE DEPARTMENT OF HOUSING AND URBAN DEVELOPMENT

Reports and Financial Statements

For the year ended June 30, 2017

A. Budget performance against actual amounts for current year based on economic classification and programmes

1. Programme 1: Housing Development and Human Settlement

The objective is to facilitate the production of decent, safe and affordable housing and enhanced estates management services. This programme was allocated Ksh **6,150,407,023** which represent 35%.

A total of Ksh **5,815,750,234.05** was spent under the following sub programmes:

- a) Sub – programme SP 1.1: Housing Development
- b) Sub – programme S.P 1.2: Estate Management

2. Programme 2: Urban and Metropolitan Development

The objective is to improve infrastructure development, connectivity and accessibility, safety and security within urban areas and Metropolitan Regions. This programme was allocated Ksh **11,239,679,768** which represent 64%. A total of Ksh. **8,936,693,922.35** was spent under the following sub programmes:

- a) Sub – programme SP 2.1: Urban Development and planning services
- b) Sub – programme S.P 22: Urban and Metropolitan Development

3. Programme 3: Regulation and Development of Construction Industry

The objective is to oversee the construction industry and coordinate its development for sustainable socio-economic development. This programme was allocated Ksh **105,000** which represent less than 1%.. A total of Ksh **105,000** was spent under the following sub programmes:

- a) Sub -Programme SP 3.1: Building Standards and Research
- b) Sub -Programme SP 3.2: Regulation of the Construction Industry
- c) Sub -Programme SP 3.3 Research and capacity building in the construction industry

4. Programme 4: General Administration, Planning and Support Services

The objective is to efficient and effective support services for sustainable housing and urban development. This programme was allocated Kshs **139,011,053** which represent 1%. A total of Kshs **139,663,803.20** was spent under the following sub programmes:

- a) Sub Programme SP 4.1: Administration and Support Services
- B) Sub Programme SP 4.2: Financial and Procurement Services

Key Performance Highlights

Below is an overview of the financial performance for the year ended 30th June 2017 as reported in the detailed financial statements together with the commentary and comparative analysis against budget and prior year for the key items in the financial statements.

NATIONAL GOVERNMENT ENTITY - MINISTRY OF TRANSPORT,
INFRASTRUCTURE, HOUSING AND URBAN DEVELOPMENT.

STATE DEPARTMENT OF HOUSING AND URBAN DEVELOPMENT

Reports and Financial Statements

For the year ended June 30, 2017

Financial Performance Summary

Actual Performance against Budget for Year to 30th June 2017

Financial Performance	Printed Estimates	Actual	Variance	%
	KShs	KShs	KShs	Utilisation Variance
Total Receipts	16,218,697,844	14,919,165,138	1,299,532,705	92%
Total Payments	17,529,097,844	14,892,820,949	2,636,276,894	85%
Surplus for the Year	-	26,344,189		

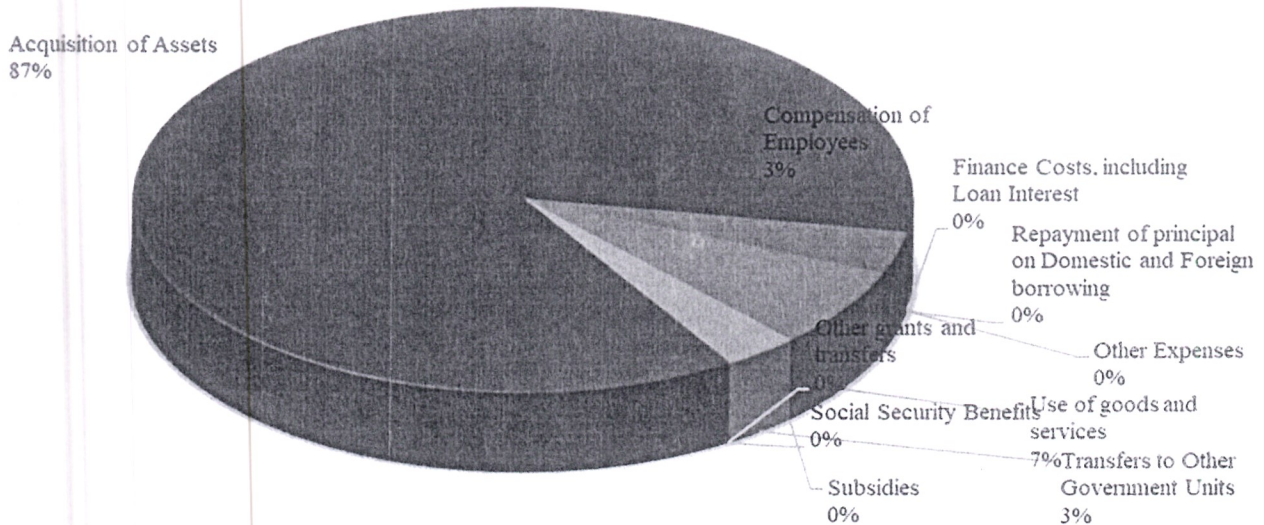
Actual receipts by the MDAs stood at 8% below budget while actual payments were 15% below budget. This is attributable to underutilisation of budget allocation for acquisition of assets and less receipts from proceeds from foreign borrowings.

Budget Utilisation

The State Department spent KShs. 14,892,820,949 against an approved budget of KShs. 17,529,097,844 representing absorption of 85%. Utilisation of the budget was carried out through various activities (economic classifications) as shown in the chart below:

	Approved Budget Allocation	Actual Payments	Variance
	KShs	KShs	KShs
Compensation of Employees	530,484,900	528,651,429	1,833,471
Use of goods and services	1,127,843,322	995,495,602	132,347,720
Transfers to Other Government Units	497,231,848	460,231,848	37,000,000
Other grants and transfers	16,939,248	14,668,861	2,270,387
Social Security Benefits	150,000	150,000	-
Acquisition of Assets	15,356,448,526	12,893,623,209	2,462,825,317
Total Payments	17,529,097,844	14,892,820,949	2,636,276,895

Budget Utilisation as Per Economic Items



It is noted that 87% of the State Department's budget was used in Acquisition of assets, (3%) Transfers to other government units i.e. Projects, State Corporations, Semi-Autonomous Government Agencies (SAGAs). 7% of the budget was utilized on use of goods and services while 3% was utilized on Compensation of employees.

Current Year Performance against Prior Year

It is good to note that there were no comparison performance figures with prior years since the state department of Housing and Urban development is a new state department and this financial year 2016-2017 will be the first time producing financial statements.

Key achievements of the State Department in the FY 2016/17

- Social Infrastructure in informal settlement under Kenya Informal Settlement Improvement Programme (KISIP):
- 51 number, 30 meter high mast security lighting installed;
- 42.5 km of settlement access roads constructed to bitumen standards;
- 41.8 km of foot paths constructed;
- 22.2km of drainage system constructed;
- 84.6km of water pipeline constructed and 1,442 water connections done;
- 45.9 km of sewer pipeline constructed and 3,684 sewer connections;
- 11 ablution blocks completed

**NATIONAL GOVERNMENT ENTITY - MINISTRY OF TRANSPORT,
INFRASTRUCTURE, HOUSING AND URBAN DEVELOPMENT.**

STATE DEPARTMENT OF HOUSING AND URBAN DEVELOPMENT

Reports and Financial Statements

For the year ended June 30, 2017

- Construction of Houses for Poor in the poor urban settlement (Kibera informal settlements).
- Development of 250 housing units under Civil Servants Tenant Purchase to 75% completion level
- Construction of Houses for Police and Prison Services: completed 250 in Kamulu police, DCI training school and Migosi police post. 1,600 more units are ongoing at various levels of completion.
- Sustainable Neighborhood housing Programme (SNP) in Mavoko is 62% complete.
- Construction of sewer lines and treatment plants in Ruiru and Thika- Juja is 44% complete.
- Construction of Kangundo Rd (Tala)- Kenol-Kangundo (Koma) and Katumani- Mombasa rd and rehabilitation of Kenol- Machakos Town- Katumani- Link road is 44% complete.
- 63 fire fighting vehicles, 3 water bowsers and 2 exhausters procured and distributed to Nairobi Metro Counties
- Constructions of markets,
 - Mbita Point (Homa Bay);
 - Mudete(Vihiga);
 - Kimumu;
 - Migwani/Mumbuni;
 - Kongowea; and
 - Awendo markets completed;
 - Karatina markets is at 92% completion level.
 - Other markets across the country ongoing at an average of 65% completion
- Constructed 14 schools as follows:
 - Migosi Primary, Kisumu;
 - Bar Union Primary, Kisumu;
 - Kasagam Secondary, Kisumu;
 - Heshima Primary, Nakuru;
 - Kaptembwo Primary, Nakuru;
 - Nakuru West Secondary, Nakuru;
 - St. Bakhita Primary, Nairobi;
 - St. Michaels Secondary, Nairobi;
 - Mararui Primary, Nairobi;
 - Khadija Primary, Mombasa;
 - Khadija Secondary, Mombasa;
 - Kaa Chonjo Primary, Mombasa;
 - Kanyamedha Primary, Kisumu;
 - Magadi Primary, Kisumu.

Emerging issues related to the entity

- The adoption of the New Urban Agenda (NUA) which is a global commitment to sustainable urban development as a critical step for realizing sustainable development in an integrated and coordinated manner.
- The adoption of the 2030 Agenda for sustainable development in September 2015

**NATIONAL GOVERNMENT ENTITY - MINISTRY OF TRANSPORT,
INFRASTRUCTURE, HOUSING AND URBAN DEVELOPMENT.**

STATE DEPARTMENT OF HOUSING AND URBAN DEVELOPMENT

Reports and Financial Statements

For the year ended June 30, 2017

(SDG) particularly goal 11 whose objective is to make cities and human settlements inclusive, safe, resilient and sustainable

Implementation challenges and recommended way forward.

- Unabated urban sprawl occurring ahead of planning has made development of critical infrastructure more cumbersome and expensive.
- High land compensation and resettlement costs.
- Lack of one stop shop real estate Advisory Centre to offer information on market trends, best practices, optimal areas and risk assessment on real estate investment
- Inadequate and delayed disbursement of funds to implement projects.
- Exogenous factors that interfere with projects implementation.
- Shortage of suitable serviced land in urban areas for housing development.
- Delays in remittances of mortgage and rent deductions by ministries and county governments and other public institutions to the Civil Servant's Housing Scheme.
- Poor enforcement and adherence to the quality development controls.
- Accessibility and rising cost of housing finance and building materials.
- Inadequate funding coupled with budget cuts which resulted in delays in competition of planned projects and programmes. The pending projects will be included in the next year's budget to ensure their completion.
- Under staffing of professional/technical levels and high technical staff turnover hampered effective service delivery. The human resource department has written to public service commission requesting for go ahead in hiring new staff.

Sign



James Wainaina Macharia

Cabinet Secretary

STATE DEPARTMENT OF HOUSING AND URBAN DEVELOPMENT

Reports and Financial Statements

For the year ended June 30, 2017

III. STATEMENT OF ENTITY MANAGEMENT RESPONSIBILITIES

Section 83 (1) of the Public Finance Management Act, 2012 requires that, at the end of each quarter, the accounting officer for a National Government Entity shall prepare financial statements in respect of that entity. Section 83 (2(b))requires the financial statements so prepared to be in a form that complies with relevant accounting standards as prescribed the Public Sector Accounting Standards Board of Kenya from time to time.

The Accounting Officer in charge of the State Department of Housing and Urban Development is responsible for the preparation and presentation of the entity's financial statements, which give a true and fair view of the state of affairs of the department for and as at the end of the period ended June 30th 2017.

This responsibility includes:

- (i) Maintaining adequate financial management arrangements and ensuring that these continue to be effective throughout the reporting period;
- (ii) Maintaining proper accounting records, which disclose with reasonable accuracy at any time the financial position of the entity;
- (iii) Designing, implementing and maintaining internal controls relevant to the preparation and fair presentation of the financial statements, and ensuring that they are free from material misstatements, whether due to error or fraud;
- (iv) Safeguarding the assets of the department
- (v) Selecting and applying appropriate accounting policies; and
- (vi) Making accounting estimates that are reasonable in the circumstances.

The Accounting Officer in charge of the State Department of Housing and Urban Development accepts responsibility for the entity's financial statements, which have been prepared on the Cash Basis Method of Financial Reporting, using appropriate accounting policies in accordance with International Public Sector Accounting Standards (IPSAS). The Accounting Officer is of the opinion that the department's financial statements give a true and fair view of the state of department's transactions during the period ended June 30, 2017, and of the department's financial position as at that date. The Accounting Officer charge of the State department for Housing further confirms the completeness of the accounting records maintained for the department, which have been relied upon in the preparation of the department's financial statements as well as the adequacy of the systems of internal financial control.


**NATIONAL GOVERNMENT ENTITY - MINISTRY OF TRANSPORT,
INFRASTRUCTURE, HOUSING AND URBAN DEVELOPMENT.**


**STATE DEPARTMENT OF HOUSING AND URBAN DEVELOPMENT
Reports and Financial Statements
For the year ended June 30, 2017**

The Accounting Officer in charge of the State Department of Housing and Urban Development confirms that the entity has complied fully with applicable Government Regulations and the terms of external financing covenants (where applicable), and that the entity's funds received during the year under audit were used for the eligible purposes for which they were intended and were properly accounted for. Further the Accounting Officer confirms that the department's financial statements have been prepared in a form that complies with relevant accounting standards prescribed by the Public Sector Accounting Standards Board of Kenya.

Approval of the financial statements

The department's financial statements were approved and signed by the Accounting Officer on _____ 2017.


Principal Secretary
Name:


Ag. Principal Accounts Controller
Name: Irene M. Mbugo

ICPAK Member Number: 6869

REPUBLIC OF KENYA

Telephone: +254-20-342330
Fax: +254-20-311482
E-mail: oag@oagkenya.go.ke
Website: www.kenao.go.ke



P.O. Box 30084-00100
NAIROBI

OFFICE OF THE AUDITOR-GENERAL

REPORT OF THE AUDITOR-GENERAL ON STATE DEPARTMENT OF HOUSING AND URBAN DEVELOPMENT- MINISTRY OF TRANSPORT, INFRASTRUCTURE, HOUSING AND URBAN DEVELOPMENT FOR THE YEAR ENDED 30 JUNE 2017

REPORT ON THE FINANCIAL STATEMENTS

Qualified Opinion

I have audited the accompanying financial statements of State Department for Housing and Urban Development set out on pages 16 to 38, which comprise the statement of assets and liabilities as at 30 June 2017, the statement of receipts and payments, the statement of cash flows, the statement of comparative budget and actual amounts for the year then ended, and a summary of significant accounting policies and other explanatory information in accordance with the provisions of Article 229 of the Constitution of Kenya and Section 35 of the Public Audit Act, 2015. I have obtained all the information and explanations which, to the best of my knowledge and belief, were necessary for the purpose of the audit.

In my opinion, except for the effect of the matters described in the Basis for Qualified Opinion section of my report, the financial statements present fairly, the financial position of State Department for Housing and Urban Development as at 30 June 2017, and its financial performance and its cash flows for the year then ended in accordance with International Public Sector Accounting Standards (Cash Basis) as well as Government Financial Regulations and Procedures and the Public Finance Management Act, 2012.

In addition, as required under Article 229 (6) of the Constitution, except for the matters described in the Basis for Qualified Opinion section of my report, based on the procedures performed, I confirm that, nothing has come to my attention to cause me believe that public money has not been applied lawfully and in an effective way.

Basis for Qualified Opinion

1.0 Accounts Receivables - Outstanding Imprests

1.1 The statement of assets and liabilities as at 30 June 2017 reflects financial assets totaling Kshs.710,374,182 out of which Kshs.26,260,178.00 are Accounts Receivables. Included in the accounts receivable balance of Kshs.26,260,178.00 is an amount of Kshs. 9,608,578.00 described as district suspense but no further details were availed and no investigations had been made as at 31 March 2018 to establish the details of the same.

1.2 Further, the account receivables balance includes outstanding imprests totaling Kshs.16,651,602 issued to staff between 01 July 2012 and 30 June 2017, an

*Report of the Auditor General on the Financial Statements of State Department of Housing and Urban Development
- Ministry of Transport, Infrastructure, Housing and Urban Development for the year ended 30 June 2017*

indication that some imprests have been outstanding for over 5 years. This is contrary to Regulation 92 (5,6,7) of the Public Financial Management (National Government) Regulations, 2015 which requires a holder of temporary imprest to account/surrender the imprest within 7 working days after returning to duty station.

2.0 Proceeds from Domestic and Foreign Grants

The statement of receipts and payments for the year ended 30 June 2017 reflects proceeds from domestic and foreign grants amounting to Kshs.200,000,000.00. Although the Trial Balance also reflects Grants from Foreign governments – direct payments treated as AIA amounting to Kshs.200,000,000.00, the total amount has not been supported.

3.0 Proceeds from Foreign Borrowing

The Statement of Receipts and Payment for the year ended 30 June 2017 reflects proceeds from foreign borrowing representing direct payment to Nairobi Metropolitan Service program amounting to Kshs.3,864,144,628.00. However, the audited financial statements for the program reflects Kshs.3,702,677,896.00 resulting to a variance of Kshs.161,466,732.00 which has not been explained or reconciled.

Further, the balance of Kshs.3,864,144,628.00 excludes Foreign Borrowing – Draw-downs through Exchequer amounting to Kshs.3,776,610,350.00 which is inadvertently included in the Transfers from National Treasury - Exchequer Releases balance of Kshs.10,855,020,511.00.

4.0 Kenya Municipal Programme - Special Account Reconciliation

The special account statement prepared by the National Treasury Indicates that Kshs.1,455,530,287 (\$14,107,348.14) was released for the programme activities during the year under review but the programmes' financial statements under Note 8.9A reflects receipts of Kshs. 1,340,283,408. The variance of Kshs. 115,246,879.00 has not been explained or reconciled.

5.0 Pending Bills

The financial statements under other important disclosures reflect pending accounts payable (pending bills) amounting to Kshs. 1,257,844,010 which had not been settled by 30 June 2017. Had the pending bills been paid, the surplus for the year would have been reduced by the same amount.

The audit was conducted in accordance with International Standards of Supreme Audit Institutions (ISSAIs). I am independent of the State Department of Housing and Urban Development in accordance with ISSAI 30 on Code of Ethics. I have fulfilled other ethical responsibilities in accordance with the ISSAI and in accordance with other ethical requirements applicable to performing audits of financial statements in Kenya. I believe that the audit evidence I have obtained is sufficient and appropriate to provide a basis for my qualified opinion.

Key Audit Matters

Key audit matters are those matters that, in my professional judgment, are of most significance in the audit of the financial statements. Except for the matters described in the Basis for Qualified Opinion section, I have determined that there are no Key Audit Matters to communicate in my report.

Responsibilities of Management and Those Charged with Governance for the Financial Statements

Management is responsible for the preparation and fair presentation of these financial statements in accordance with International Public Sector Accounting Standards (Cash Basis) and for such internal control as management determines is necessary to enable the preparation of financial statements that are free from material misstatement, whether due to fraud or error.

In preparing the financial statements, management is responsible for assessing the State Department's ability to continue to sustain services, disclosing, as applicable, matters related to sustainability of services and using the applicable basis of accounting, unless the management either intends to liquidate the State Department or to cease operations, or have no realistic alternative but to do so.

Management is also responsible for the submission of the financial statements to the Auditor-General in accordance with the provisions of Section 47 of the Public Audit Act, 2015.

Those charged with governance are responsible for overseeing the State Department's financial reporting process.

Auditor-General's Responsibility for the Audit of the Financial Statements

The audit objectives are to obtain reasonable assurance about whether the financial statements as a whole are free from material misstatement, whether due to fraud or error, and to issue an auditor's report that includes my opinion in accordance with the provisions of Section 48 of the Public Audit Act, 2015 and submit the audit report in compliance with Article 229(7) of the Constitution. Reasonable assurance is a high level of assurance, but is not a guarantee that an audit conducted in accordance with ISSAIs will always detect a material misstatement and weakness when it exists. Misstatements can arise from fraud or error and are considered material if, individually or in the aggregate, they could reasonably be expected to influence the economic decisions of users taken on the basis of these revenue statements.

As part of an audit conducted in accordance with ISSAIs, I exercise professional judgement and maintain professional skepticism throughout the audit. I also:


- Identify and assess the risks of material misstatement of the financial statements, whether due to fraud or error, design and perform audit procedures responsive to those risks, and obtain audit evidence that is sufficient and appropriate to provide a basis for my opinion. The risk of not detecting a material misstatement resulting from

fraud is higher than for one resulting from error, as fraud may involve collusion, forgery, intentional omissions, misrepresentations, or the override of internal control.

- Obtain an understanding of internal control relevant to the audit in order to design audit procedures that are appropriate in the circumstances, and for the purpose of giving an assurance on the effectiveness of the State Department's internal control.
- Evaluate the appropriateness of accounting policies used and the reasonableness of accounting estimates and related disclosures made by the management.
- Conclude on the appropriateness of the management's use of the going concern basis of accounting and based on the audit evidence obtained, whether a material uncertainty exists related to events or conditions that may cast significant doubt on the Ministry's ability to continue to sustain its services. If I conclude that a material uncertainty exists, I am required to draw attention in the auditor's report to the related disclosures in the financial statements or, if such disclosures are inadequate, to modify my opinion. My conclusions are based on the audit evidence obtained up to the date of my audit report. However, future events or conditions may cause the State Department to cease to continue to sustain its services.
- Evaluate the overall presentation, structure and content of the financial statements, including the disclosures, and whether the financial statements represent the underlying transactions and events in a manner that achieves fair presentation.
- Obtain sufficient appropriate audit evidence regarding the financial information and business activities of the State Department to express an opinion on the financial statements.
- Perform such other procedures as I consider necessary in the circumstances.

I communicate with the management regarding, among other matters, the planned scope and timing of the audit and significant audit findings, including any significant deficiencies in internal control that are identified during the audit.

I also provide management with a statement that I have complied with relevant ethical requirements regarding independence, and to communicate with them all relationships and other matters that may reasonably be thought to bear on my independence, and where applicable, related safeguards.



FCPA Edward R. O. Ouko, CBS
AUDITOR-GENERAL
Nairobi

29 May 2018

NATIONAL GOVERNMENT ENTITY - MINISTRY OF TRANSPORT,
INFRASTRUCTURE, HOUSING AND URBAN DEVELOPMENT.

STATE DEPARTMENT OF HOUSING AND URBAN DEVELOPMENT


Reports and Financial Statements


For the year ended June 30, 2017

V STATEMENT OF RECEIPTS AND PAYMENTS

	Note	2016-2017 Kshs	2015-2016 Kshs
RECEIPTS			
Proceeds from Domestic and Foreign Grants	1	200,000,000	-
Transfers from National Treasury-Exchequer releases	2	10,855,020,511	-
Proceeds from Foreign Borrowings	3	3,864,144,628	-
TOTAL RECEIPTS		14,919,165,139	-
PAYMENTS			
Compensation of Employees	4	528,651,429	-
Use of goods and services	5	995,495,602	-
Transfers to Other Government Units	6	460,231,848	-
Other grants and transfers	7	14,668,861	-
Social Security Benefits	8	150,000	-
Acquisition of Assets	9	12,893,623,209	-
TOTAL PAYMENTS		14,892,820,949	-
SURPLUS		26,344,189	-

The accounting policies and explanatory notes to these financial statements form an integral part of the financial statements. The entity financial statements were approved on _____ 2017 and signed by:


Principal Secretary
Name:


Ag. Principal Accounts Controller
Name: Irene M. Mbogo
ICPAK Member Number: 6867

NATIONAL GOVERNMENT ENTITY - MINISTRY OF TRANSPORT,
INFRASTRUCTURE, HOUSING AND URBAN DEVELOPMENT.

STATE DEPARTMENT OF HOUSING AND URBAN DEVELOPMENT


Reports and Financial Statements


For the year ended June 30, 2017

VI STATEMENT OF ASSETS AND LIABILITIES

	Note	2016-2017 Kshs	2015-2016 Kshs
FINANCIAL ASSETS			
Cash and Cash Equivalents			
Bank Balances	10A	684,112,357	-
Cash Balances	10B	1,646	-
Total Cash and cash equivalent		<u>684,114,003</u>	-
Accounts receivables Outstanding Imprests	11	26,260,178	-
TOTAL FINANCIAL ASSETS		<u>710,374,182</u>	-
FINANCIAL LIABILITIES			
Accounts Payables Deposits and Retentions	12	684,029,992	-
NET FINANCIAL ASSETS		26,344,189	-
REPRESENTED BY			
Fund balance b/forward	13	-	-
Prior year adjustment	14	-	-
Surplus/Deficit for the year		26,344,189	-
NET FINANCIAL POSITION		<u>26,344,189</u>	-

The accounting policies and explanatory notes to these financial statements form an integral part of the financial statements. The entity financial statements were approved on _____ 2017 and signed by:


Principal Secretary
Name:


Ag. Principal Accounts Controller
Name: Irene M. Mbugo
ICPAK Member Number: 6867

NATIONAL GOVERNMENT ENTITY - MINISTRY OF TRANSPORT,
INFRASTRUCTURE, HOUSING AND URBAN DEVELOPMENT.

STATE DEPARTMENT OF HOUSING AND URBAN DEVELOPMENT


Reports and Financial Statements

For the year ended June 30, 2017

VII. STATEMENT OF CASH FLOWS

		2016-2017 Kshs	2015-2016 Kshs
Receipts for operating income			
Proceeds from Domestic and Foreign Grants	1	200,000,000	
Exchequer Releases	2	10,855,020,511	-
		11,055,020,511	
Payments for operating expenses			
Compensation of Employees	4	528,651,429	-
Use of goods and services	5	995,495,602	-
Transfers to Other Government Units	6	460,231,848	-
Other grants and transfers	7	14,668,861	-
Social Security Benefits	8	150,000	-
		1,999,197,740	-
Adjusted for:			
Changes in receivables		(26,260,178)	
Changes in payables		684,029,992	
Adjustments during the year		-	-
Net cash flow from operating activities		9,713,592,585	-
CASHFLOW FROM INVESTING ACTIVITIES			
Acquisition of Assets	9	(12,893,623,209)	-
Net cash flows from Investing Activities		(12,893,623,209)	-
CASHFLOW FROM BORROWING ACTIVITIES			
Proceeds from Foreign Borrowings	3	3,864,144,628	-
Net cash flow from financing activities		3,864,144,628	-
NET INCREASE IN CASH AND CASH EQUIVALENT		684,114,003	-
Cash and cash equivalent at BEGINNING of the year		-	-
Cash and cash equivalent at END of the year		684,114,003	-

The accounting policies and explanatory notes to these financial statements form an integral part of the financial statements. The entity financial statements were approved on _____ 2017 and signed by:


Principal Secretary
Name:

Ag. Principal Accounts Controller
Name: *Irene M. Mbatia*
ICPAK Member Number: *6867*

DEVELOPMENT.

STATE DEPARTMENT OF HOUSING AND URBAN DEVELOPMENT
 Reports and Financial Statements
 For the year ended June 30, 2017

VIII SUMMARY STATEMENT OF APPROPRIATION: RECURRENT AND DEVELOPMENT COMBINED

Receipt/Expense Item	Original Budget a	Adjustments b	Final Budget c=a+b	Actual on Comparable Basis d	Budget Utilization Difference e=c-d	% of Utilization f=d/c %
RECEIPTS						
Tax Receipts						
Proceeds from Domestic and Foreign Grants	688,000,000	(387,400,000)	300,600,000	200,000,000	100,600,000	67%
Exchequer releases	11,604,097,844		11,604,097,844	10,855,020,511	749,077,333	94%
Proceeds from Foreign Borrowings	5,200,000,000	(950,000,000)	4,250,000,000	3,864,144,627	385,855,372	91%
Proceeds from Sale of Assets	37,000,000	27,000,000	64,000,000		64,000,000	0%
Total Receipts	17,529,097,844	(1,310,400,000)	16,218,697,844	14,919,165,138	1,299,532,705	92%
PAYMENTS						
Compensation of Employees	480,484,900	50,000,000	530,484,900	528,651,429	1,833,471	100%
Use of goods and services	1,028,512,476	99,330,846	1,127,843,322	995,495,602	132,347,720	88%
Transfers to Other Government Units	87,000,000	410,231,848	497,231,848	460,231,848	37,000,000	93%
Other grants and transfers	16,939,248	-	16,939,248	14,668,861	2,270,387	87%
Social Security Benefits	150,000	-	150,000	150,000	-	100%
Acquisition of Assets	18,538,232,820	(3,181,784,294)	15,356,448,526	12,893,623,209	2,462,825,317	84%
Total Payments	20,151,319,444	(2,622,221,600)	17,529,097,844	14,892,820,949	2,636,276,895	85%
Surplus/ Deficit				26,344,189		


DEVELOPMENT.

**STATE DEPARTMENT OF HOUSING AND URBAN DEVELOPMENT
Reports and Financial Statements
For the year ended June 30, 2017**


- (a) Commentary on significant underutilization (below 90% of utilization) and any overutilization.
- i. Proceeds from Domestic and foreign grants were not realised during the financial year due to policy issues.
 - ii. The expenditure of foreign borrowings were less since some expenditure were paid direct from the National Treasury (Direct payments) and were included in the state department's budgets.
 - iii. No proceeds were realised from sale of Assets since no assets were sold during the year.
 - iv. The use of goods and service expenditure was less due to lateness of receiving exchequer issues. The procurement process had been started and so they commitments had to be cancelled.
 - v. The acquisition of assets expenditure was less due to lateness of receiving exchequer issues. The procurement process had been started and so they commitments had to be cancelled.

The changes between the original and final budget are as a result of reallocations within the budget and some deductions during the supplementary Budgeting process for state department of Housing and Urban development. (IPSAS 1.9.23.)

The entity financial statements were approved on _____ 2017 and signed by:


Principal Secretary

Name:


Ag. Principal Accounts Controller
Name: *W. M. Mibogu*
ICPAK Member Number: *6567*

DEVELOPMENT.

STATE DEPARTMENT OF HOUSING AND URBAN DEVELOPMENT

Reports and Financial Statements

For the year ended June 30, 2017

IX SUMMARY STATEMENT OF APPROPRIATION: RECURRENT

Receipt/Expense Item	Original Budget a	Adjustments b	Final Budget c=a+b	Actual on Comparable Basis d	Budget Utilization Difference e=c-d	% of Utilization f=d/c %
RECEIPTS						
Exchequer releases	1,317,662,844		1,317,662,844	1,295,000,000	22,662,844	98%
Other Receipts						
Total Receipts	1,317,662,844	-	1,317,662,844	1,295,000,000	22,662,844	98%
PAYMENTS						
Compensation of Employees	480,484,900	50,000,000	530,484,900	528,651,429	1,833,471	100%
Use of goods and services	356,012,476	(13,724,754)	342,287,722	333,361,566	8,926,156	97%
Transfers to Other Government Units	-	410,231,848	410,231,848	410,231,848	-	100%
Other grants and transfers	16,939,248	-	16,939,248	14,668,861	2,270,388	87%
Social Security Benefits	150,000	-	150,000	150,000	-	100%
Acquisition of Assets	8,712,820	8,856,306	17,569,126	15,821,251	1,747,876	90%
Other Payments						
Total Payments	862,299,444	455,363,400	1,317,662,844	1,302,884,954	14,777,890	99%
Surplus/Deficit				(7,884,954)		

DEVELOPMENT.


**STATE DEPARTMENT OF HOUSING AND URBAN DEVELOPMENT
Reports and Financial Statements
For the year ended June 30, 2017**


Notes

- (a) Commentary on significant underutilization (below 90% of utilization) and any overutilization.
- i. The use of goods and service expenditure was less due to lateness of receiving exchequer issues. The procurement process had been started and so they commitments had to be cancelled.
 - ii. The acquisition of assets expenditure was less due to lateness of receiving exchequer issues. The procurement process had been started and so they commitments had to be cancelled.

The changes between the original and final budget are as a result of reallocations within the budget and some deductions during the supplementary Budgeting process for state department of Housing and Urban development. (IPAS 1.9.23.)

The entity financial statements were approved on _____ 2017 and signed by:


Principal Secretary
Name:


Ag. Principal Accounts Controller
Name: Wesley M. Mbege
ICPAK Member Number: 6467

DEVELOPMENT.

STATE DEPARTMENT OF HOUSING AND URBAN DEVELOPMENT

Reports and Financial Statements

For the year ended June 30, 2017

X SUMMARY STATEMENT OF APPROPRIATION: DEVELOPMENT

Receipt/Expense Item	Original Budget a	Adjustments b	Final Budget c=a+b	Actual on Comparable Basis d	Budget Utilization Difference e=c-d	% of Utilization f=d/c %
RECEIPTS						
Proceeds from Domestic and Foreign Grants	688,000,000	(387,400,000)	300,600,000	200,000,000	100,600,000	67%
Exchequer releases	10,286,435,000		10,286,435,000	9,560,020,511	726,414,489	93%
Proceeds from Foreign Borrowings	5,200,000,000	(950,000,000)	4,250,000,000	3,811,144,628	385,855,372	91%
Proceeds from Sale of Assets	37,000,000	27,000,000	64,000,000		64,000,000	0%
Other Receipts						
Total Receipts	16,211,435,000	(1,310,400,000)	14,901,035,000	13,624,165,139	1,276,869,861	91%
PAYMENTS						
Use of goods and services	672,500,000	113,055,600	785,555,600	662,134,036	123,421,564	84%
Transfers to Other Government Units	87,000,000	-	87,000,000	50,000,000	37,000,000	57%
Acquisition of Assets	18,529,520,000	(3,190,640,600)	15,338,879,400	12,877,801,959	2,461,077,441	84%
Other Payments						
Total Payments	19,289,020,000	(3,077,585,000)	16,211,435,000	13,589,935,995	2,621,499,005	84%
Surplus/Deficit				34,229,144		


DEVELOPMENT.


**STATE DEPARTMENT OF HOUSING AND URBAN DEVELOPMENT
Reports and Financial Statements
For the year ended June 30, 2017**

- (a) Commentary on significant underutilization (below 90% of utilization) and any overutilization.
- i. Proceeds from Domestic and foreign grants were not realised during the financial year due to policy issues.
 - ii. The expenditure of foreign borrowings were less since some expenditure were paid direct from the National Treasury (Direct payments) and were included in the state department's budgets.
 - iii. No proceeds were realised from sale of Assets since no assets were sold during the year.
 - iv. The use of goods and service expenditure was less due to lateness of receiving exchequer issues. The procurement process had been started and so they commitments had to be cancelled.
 - v. The acquisition of assets expenditure was less due to lateness of receiving exchequer issues. The procurement process had been started and so they commitments had to be cancelled.

The changes between the original and final budget are as a result of reallocations within the budget and some deductions during the supplementary Budgeting process for state department of Housing and Urban development. (IPSAS 1.9.23.)

The entity financial statements were approved on _____ 2017 and signed by:


Principal Secretary
Name:


Ag. Principal Accounts Controller
Name: *Law M. Mbugo*
ICPAK Member Number: *6467*

DEVELOPMENT.

STATE DEPARTMENT OF HOUSING AND URBAN DEVELOPMENT
Reports and Financial Statements
For the year ended June 30, 2017

XI BUDGET EXECUTION BY PROGRAMMES AND SUB-PROGRAMMES

Programme/Sub-programme	Original Budget		Adjustments		Final Budget		Actual on		Budget utilization difference
	2017		Kshs		2017		30th June 2017		
	Kshs		Kshs		Kshs		Kshs		Kshs
102000000:Housing Development and Human Settlement	5,150,407,023.00		0.00		5,150,407,023.00		3,615,750,234.05		1,534,656,788.95
Sub-programme 1:102010000: Housing Development	3,232,685,757.00				3,232,685,757.00		2,294,624,711.35		938,061,045.65
Sub-programme 2:102020000: Estate Management	1,917,721,266.00				1,917,721,266.00		1,321,125,522.70		596,595,743.30
105000000: Urban and Metropolitan Development	5,947,403,524.00		509,562,694.00		6,456,966,218.00		3,908,546,698.50		2,548,419,519.50
Sub-programme 1: 105020000:Metropolitan Planning & Infrastructure Development	2,979,285,029.00		410,231,848.00		3,389,516,877.00		2,067,385,347.65		1,322,131,529.35
Sub-programme 2: 105040000:Urban Planning, Investment and Research	2,818,118,495.00		99,330,846.00		2,917,449,341.00		1,699,733,803.90		1,217,715,537.10
Sub-programme 3: 105050000:Urban Markets Development	150,000,000.00				150,000,000.00		141,427,546.95		8,572,453.05
106000000:General Administration Planning and Support Services	139,011,053.00		50,000,000.00		189,011,053.00		139,663,803.20		49,347,249.80
Sub-programme 1:106010000: Administration, Planning & Support Services	139,011,053.00		50,000,000.00		189,011,053.00		139,663,803.20		49,347,249.80
T000000	8,914,497,844.00		(3,181,784,294.00)		5,732,713,550.00		7,228,860,213.40		(1,496,146,663.40)
T000000	8,914,497,844.00		(3,181,784,294.00)		5,732,713,550.00		7,228,860,213.40		(1,496,146,663.40)
TOTAL	20,151,319,444.00		(2,622,221,600.00)		17,529,097,844.00		14,892,820,949.15		2,636,276,894.85

STATE DEPARTMENT OF HOUSING AND URBAN DEVELOPMENT

Reports and Financial Statements

For the year ended June 30, 2017

XII SIGNIFICANT ACCOUNTING POLICIES

The principle accounting policies adopted in the preparation of these financial statements are set out below:

1. Statement of compliance and basis of preparation

The financial statements have been prepared in accordance with Cash-basis IPSAS financial reporting under the cash basis of Accounting, as prescribed by the PSASB and set out in the accounting policy notes below.

This cash basis of accounting has been supplemented with accounting for;

- a) Receivables that include imprests and salary advances and District suspense's
- b) Payables that include deposits of rent received and retentions.

The receivables and payables are disclosed in the Statement of Assets and Liabilities. The Statement of Assets and Liabilities is not mandatory statement under the IPSAS Cash basis but is encouraged in order to disclose information on assets and liabilities.

The financial statements are presented in Kenya Shillings, which is the functional and reporting currency of the entity all values are rounded to the nearest Kenya Shilling. The accounting policies adopted have been consistently applied to all the years presented.

The financial statements comply with and conform to the form of presentation prescribed by the PSASB.

2. Reporting entity

The financial statements are for the State Department of Housing and Urban Development. The financial statements encompass the reporting entity as specified under section 81 of the PFM Act 2012 and also comprise of the following development projects implemented by the entity

KENSUF

KISIP-Road construction, street lighting and drainage and sewerage

City of Kisumu-Road construction, markets, dumpsites

Korogocho slum upgrading-

Secondary schools

NAMSIP

3. Recognition of receipts and payments

a) Recognition of receipts

The State Department of Housing and Urban Development recognizes all revenues from the various sources when the event occurs and the related cash has actually been received by the State Department for University Education. In addition, it recognizes all expenses when the event occurs and the related cash has actually been paid out by the State Department for Housing and Urban Development.

STATE DEPARTMENT OF HOUSING AND URBAN DEVELOPMENT

Reports and Financial Statements

For the year ended June 30, 2017

SIGNIFICANT ACCOUNTING POLICIES- Continued

Transfers from the Exchequer

Transfer from Exchequer is recognized in the books of accounts when cash is received. Cash is considered as received when payment instruction is issued to the bank and notified to the receiving entity.

External Assistance

External assistance is received through grants and loans from multilateral and bilateral development partners.

Donations and grants

Grants and donations shall be recognized in the books of accounts when cash is received. Cash is considered as received when a payment advice is received by the recipient entity or by the beneficiary. In case of grant/donation in kind, such grants are recorded upon receipt of the grant item and upon determination of the value. The date of the transaction is the value date indicated on the payment advice.

Other receipts

These include Appropriation-in-Aid and relates to receipts such as proceeds from disposal of assets and sale of tender documents. These are recognized in the financial statements the time associated cash is received.

b) Recognition of payments

The entity recognizes all expenses when the event occurs and the related cash has actually been paid out by the entity.

Compensation of employees

Salaries and Wages, Allowances, Statutory Contribution for employees are recognized in the period when the compensation is paid.

Use of goods and services

Goods and services are recognized as payments in the period when the goods/services are consumed and paid for. Such expenses, if not paid during the period where goods/services are consumed, shall be disclosed as pending bills.

Acquisition of fixed assets

The payment on acquisition of property plant and equipment items is not capitalized. The cost of acquisition and proceeds from disposal of these items are treated as payments and receipts items respectively. Where an asset is acquired in a non-exchange transaction for nil or nominal consideration and the fair value of the asset can be reliably established, a contra transaction is recorded as receipt and as a payment.

A fixed asset register is maintained by each public entity and a summary provided for purposes of disclosure. This summary is disclosed as an annexure to the entity's financial statements.

STATE DEPARTMENT OF HOUSING AND URBAN DEVELOPMENT
Reports and Financial Statements
For the year ended June 30, 2017

SIGNIFICANT ACCOUNTING POLICIES- Continued

4. In-kind contributions

In-kind contributions are donations that are made to the State Department of Housing and Urban Development in the form of actual goods and/or services rather than in money or cash terms. These donations may include vehicles, equipment or personnel services. Where the financial value received for in-kind contributions can be reliably determined, the State Department of Housing and Urban Development includes such value in the statement of receipts and payments both as receipts and as an expense in equal and opposite amounts; otherwise, the contribution is not recorded.

5. Cash and cash equivalents

Cash and cash equivalents comprise cash on hand and cash at bank, short-term deposits on call and highly liquid investments with an original maturity of three months or less, which are readily convertible to known amounts of cash and are subject to insignificant risk of changes in value. Bank account balances include amounts held at the Central Bank of Kenya and at various commercial banks at the end of the financial year.

6. Accounts Receivable

For the purposes of these financial statements, imprests and advances to authorized public officers and/or institutions which were not surrendered or accounted for at the end of the financial year are treated as receivables. This is in recognition of the government practice where the imprest payments are recognized as payments when fully accounted for by the imprest or AIE holders. This is an enhancement to the cash accounting policy. Other accounts receivables are disclosed in the financial statements.

7. Non-current assets

Noncurrent assets are expensed at the time of acquisition while disposal proceeds are recognized as receipts at the time of disposal. However, the acquisitions and disposals are reflected in the entity fixed asset register a summary of which is provided as a memorandum to these financial statements.

8 Pending bills

Pending bills consist of unpaid liabilities at the end of the financial year arising from contracted goods or services during the year or in past years. As pending bills do not involve the payment of cash in the reporting period, they are recorded as 'memorandum' or 'off-balance' items to provide a sense of the overall net cash position of the State Department of Housing and Urban Development at the end of the year. Pending bill form a first charge to the subsequent year budget and when they are finally settled, such payments are included in the statement of receipts and payments in the year in which the payments are made.

**NATIONAL GOVERNMENT ENTITY - MINISTRY OF TRANSPORT,
INFRASTRUCTURE, HOUSING AND URBAN DEVELOPMENT.**

**STATE DEPARTMENT OF HOUSING AND URBAN DEVELOPMENT
Reports and Financial Statements
For the year ended June 30, 2017**

SIGNIFICANT ACCOUNTING POLICIES- Continued

9 Budget

The budget is developed on the same accounting basis (cash basis), the same accounts classification basis, and for the same period as the financial statements. The State Department of Housing and Urban Development's budget was approved as required by Law and as detailed in the Government of Kenya Budget Printed Estimates. A high-level assessment of the State Department of Housing and Urban Development's actual performance against the comparable budget for the financial year under review has been included in an annex to these financial statements.

10 Comparative figures

Where necessary comparative figures for the previous financial year have been amended or reconfigured to conform to the required changes in presentation.

11 Subsequent events

Events subsequent to submission of the financial year end financial statements to the National Treasury and other stakeholders with a significant impact on the financial statements may be adjusted with the concurrence of National Treasury.

NATIONAL GOVERNMENT ENTITY - MINISTRY OF TRANSPORT,
INFRASTRUCTURE, HOUSING AND URBAN DEVELOPMENT.

STATE DEPARTMENT OF HOUSING AND URBAN DEVELOPMENT
Reports and Financial Statements
For the year ended June 30, 2017

XIII NOTES TO THE FINANCIAL STATEMENTS

1 PROCEEDS FROM DOMESTIC AND FOREIGN GRANTS

	2016-2017	2015-2016
	Kshs	Kshs
Grants Received from Bilateral Donors (Foreign Governments) IDA	200,000,000	-
	-	-
Total	200,000,000	-

2 EXCHEQUER RELEASES

	2016-2017	2015-2016
	Kshs	Kshs
Total Exchequer Releases for quarter 1	982,000,000	-
Total Exchequer Releases for quarter 2	5,054,684,741	-
Total Exchequer Releases for quarter 3	2,048,665,280	-
Total Exchequer Releases for quarter 4	2,769,670,490	-
Total	10,855,020,511	-

3. PROCEEDS FROM FOREIGN BORROWINGS

	2016-2017	2015-2016
	Kshs	Kshs
Foreign Borrowing – Draw-downs Through Exchequer	-	-
Foreign Borrowing - Direct Payments	3,864,144,628	-
Foreign Currency and Foreign Deposits	-	-
	-	-
Total	3,864,144,628	-

4. COMPENSATION OF EMPLOYEES

	2016-2017	2015-2016
	Kshs	Kshs
Basic salaries of permanent employees	347,823,837	-
Basic wages of temporary employees	1,999,994	-
Personal allowances paid as part of salary	178,827,599	-
Personal allowances paid as reimbursements	-	-
Total	528,651,429	-

NATIONAL GOVERNMENT ENTITY - MINISTRY OF TRANSPORT,
INFRASTRUCTURE, HOUSING AND URBAN DEVELOPMENT.

STATE DEPARTMENT OF HOUSING AND URBAN DEVELOPMENT
Reports and Financial Statements
For the year ended June 30, 2017

NOTES TO THE FINANCIAL STATEMENTS (Continued)

5. USE OF GOODS AND SERVICES

	2016-2017	2015-2016
	Kshs	Kshs
Utilities, supplies and services	10,048,647	-
Communication, supplies and services	23,464,317	-
Domestic travel and subsistence	83,053,687	-
Foreign travel and subsistence	6,961,422	-
Printing, advertising and information supplies & services	4,271,729	-
Rentals of produced assets	92,274,482	-
Training expenses	13,162,552	-
Hospitality supplies and services	15,136,340	-
Insurance costs	-	-
Specialized materials and services	44,970,918	-
Office and general supplies and services	47,640,988	-
Other operating expenses	625,636,268	-
Routine maintenance – vehicles and other transport equipment	9,122,606	-
Routine maintenance – other assets	7,643,222	-
Fuel Oil and Lubricants	12,108,425	-
Total	995,495,602	-

6. GRANTS AND TRANSFERS TO OTHER GOVERNMENT ENTITIES

Description	2016-2017	2015-2016
	Kshs	Kshs
Transfers to National Government entities		
National Construction Authority	410,231,848	
Civil Service Housing Scheme Fund	50,000,000	
TOTAL	460,231,848	-

NATIONAL GOVERNMENT ENTITY - MINISTRY OF TRANSPORT,
INFRASTRUCTURE, HOUSING AND URBAN DEVELOPMENT.

STATE DEPARTMENT OF HOUSING AND URBAN DEVELOPMENT

Reports and Financial Statements

For the year ended June 30, 2017

NOTES TO THE FINANCIAL STATEMENTS (Continued)

The above transfers were made to the following self-reporting entities in the year:

Description	Recurrent Kshs	Development Kshs	Total Kshs	2015-2016 Kshs
Transfers to SAGAs and SCs				
Nation Construction Authority		410,231,848.00	410,231,848.00	-
Civil service scheme fund	50,000,000.00	-	50,000,000.00	-
Transfers to County Governments				
County	-	-	-	-
Transfers to Projects-GoK counterpart funding				
Project	-	-	-	-
TOTAL	50,000,000.00	410,231,848.00	460,231,848.00	-

We have confirmed these amounts with the recipient entities and attached these confirmations as an Appendix to this financial statements

7. OTHER GRANTS AND TRANSFERS

Explanation	2016-2017 Kshs	2015-2016 Kshs
Membership dues and subscriptions to international organizations	14,668,861	-
Scholarships and other educational benefits	-	-
Emergency relief and refugee assistance	-	-
Grants to small businesses, cooperatives, and self employed	-	-
Grants to foreign government	-	-
Total	14,668,861	-

8. SOCIAL SECURITY BENEFITS

Explanation	2016-2017 Kshs	2015-2016 Kshs
Government pension and retirement benefits	150,000	-
Social security benefits in cash and in kind	-	-
Employer Social Benefits in cash and in kind	-	-
Total	150,000	-

NATIONAL GOVERNMENT ENTITY - MINISTRY OF TRANSPORT,
INFRASTRUCTURE, HOUSING AND URBAN DEVELOPMENT.

STATE DEPARTMENT OF HOUSING AND URBAN DEVELOPMENT

Reports and Financial Statements

For the year ended June 30, 2017

NOTES TO THE FINANCIAL STATEMENTS (Continued)

9. ACQUISITION OF ASSETS

Non-Financial Assets	2016-2017	2015-2016
	Kshs	Kshs
Purchase of Buildings	-	-
Construction of Buildings	128,147,503	-
Refurbishment of Buildings	137,310,399	-
Construction of Roads	234,716,055	-
Construction and Civil Works	11,745,977,674	-
Overhaul and Refurbishment of Construction and Civil Works	204,753,387	-
Purchase of Vehicles and Other Transport Equipment	26,845,428	-
Overhaul of Vehicles and Other Transport Equipment	415,000	-
Purchase of Household Furniture and Institutional Equipment	-	-
Purchase of Office Furniture and General Equipment	10,600,000	-
Purchase of ICT Equipment, Software and Other ICT Assets	-	-
Purchase of Specialized Plant, Equipment and Machinery	2,360,823	-
Rehabilitation and Renovation of Plant, Machinery and Equip.	-	-
Purchase of Certified Seeds, Breeding Stock and Live Animals	-	-
Research, Studies, Project Preparation, Design & Supervision	402,496,942	-
Sub-total	12,893,623,209	-
Financial Assets		
Sub-total	-	-
Total	12,893,623,209	-

NATIONAL GOVERNMENT ENTITY - MINISTRY OF TRANSPORT,
INFRASTRUCTURE, HOUSING AND URBAN DEVELOPMENT.

STATE DEPARTMENT OF HOUSING AND URBAN DEVELOPMENT

Reports and Financial Statements

For the year ended June 30, 2017

NOTES TO THE FINANCIAL STATEMENTS (Continued)

10A: Bank Accounts

Name of Bank, Account No. & currency	Amount in bank account currency	Indicate whether recurrent, Development, deposit etc.	Exc rate (if in foreign currency)	2016-2017	2015-2016
				Kshs	Kshs
Central Bank of Kenya, 1000302879,KShs	7,722.80	Recurrent	N/A	7,722.80	-
Central Bank of Kenya, 1000302887,KShs	74,642.10	Development	N/A	74,642.10	-
Central Bank of Kenya, 1000302895,KShs	684,029,992.45	Deposit	N/A	684,029,992.45	-
Total				684,112,357	-

10B: CASH IN HAND

	2016-2017	2015-2016
	Kshs	Kshs
Cash in Hand – Held in domestic currency	1,646.10	-
Cash in Hand – Held in foreign currency	-	-
Total	1,646	-

Cash in hand should also be analyzed as follows:

	2016-2017	2015-2016
	Kshs	Kshs
Location 1 Recurrent Cash book Head quarters	1,646.10	-
Location 2	-	-
Location 3	-	-
Other Locations (<i>specify</i>)	-	-
Total	1,646.10	-

NATIONAL GOVERNMENT ENTITY - MINISTRY OF TRANSPORT,
INFRASTRUCTURE, HOUSING AND URBAN DEVELOPMENT.

STATE DEPARTMENT OF HOUSING AND URBAN DEVELOPMENT
Reports and Financial Statements
For the year ended June 30, 2017

NOTES TO THE FINANCIAL STATEMENTS (Continued)

11: ACCOUNTS RECEIVABLE - OUTSTANDING IMPRESTS

<i>Description</i>	2016-2017	2015-2016
	Kshs	Kshs
Government Imprests	16,651,602	-
Salary advances	-	-
District suspense	9,608,576	-
Clearance accounts	-	-
Total	26,260,178	-

(See the breakdown of the outstanding imprest below or as an annex to the notes)

12. ACCOUNTS PAYABLE

<i>Description</i>	2016-2017	2015-2016
	Kshs	Kshs
Deposits-Rent collected	2,463,468	-
Deposits-Retentions	681,566,524	-
Total	684,029,992	-

(See the breakdown of the Deposits below or as an annex to the notes)

13. FUND BALANCE BROUGHT FORWARD

<i>Description</i>	2016-2017	2015-2016
	Kshs	Kshs
Bank accounts	-	-
Cash in hand	-	-
Accounts Receivables	-	-
Accounts Payables	-	-
Total	-	-

There were no funds brought forward since this is a new state department and FY 2016-2017 will be the first year to provide financial statements.

NATIONAL GOVERNMENT ENTITY - MINISTRY OF TRANSPORT,
INFRASTRUCTURE, HOUSING AND URBAN DEVELOPMENT.

STATE DEPARTMENT OF HOUSING AND URBAN DEVELOPMENT

Reports and Financial Statements

For the year ended June 30, 2017

NOTES TO THE FINANCIAL STATEMENTS (Continued)

14. PRIOR YEAR ADJUSTMENTS

Description of the error	2016 – 2017	2015 – 2016
	Kshs	Kshs
Adjustments on bank account balances	-	-
Adjustments on cash in hand	-	-
Adjustments on payables	-	-
Adjustments on receivables	-	-
Others (<i>specify</i>)	-	-
	-	-

XIV RELATED PARTY DISCLOSURES

Related party disclosure is encouraged under non-mandatory section of the Cash Basis IPSAS.

The following comprise of related parties to the State Department of Housing and Urban Development

- Key management personnel that include the Cabinet Secretaries and Accounting Officers
- Other Ministries Departments and Agencies and Development Projects;
- County Governments; and
- State Corporations and Semi-Autonomous Government Agencies.

Related party transactions:

	2016/2017	2015/2016
	Kshs	Kshs
Key Management compensation	35,400,000	-
	=====	=====
Transfers to the Other Ministries Departments and Agencies	-	-
Transfers to other State Corporations and Semi-Autonomous Government Agencies	460,231,848	-
Transfers to Government Development Projects	-	-
Transfers from other Ministries Departments and Agencies	-	-
	=====	=====

NATIONAL GOVERNMENT ENTITY - MINISTRY OF TRANSPORT,
INFRASTRUCTURE, HOUSING AND URBAN DEVELOPMENT.

STATE DEPARTMENT OF HOUSING AND URBAN DEVELOPMENT
Reports and Financial Statements
For the year ended June 30, 2017

XV OTHER IMPORTANT DISCLOSURES

1: PENDING ACCOUNTS PAYABLE (See Annex 1)

Description	2016 – 2017	2015 – 2016
	Kshs	Kshs
Construction of buildings	1,016,561,737.71	-
Construction of civil works	-	-
Unpaid VAT	40,000,000.00	-
Supply of goods and services	201,282,273.13	-
	1,257,844,010.84	-

2: PENDING STAFF PAYABLES (See Annex 2)

	2016 – 2017	2015 – 2016
	Kshs	Kshs
Senior management	-	-
Middle management	-	-
Unionisable employees	-	-
Others	-	-
	-	-

3: OTHER PENDING PAYABLES (See Annex 3)

	2016 – 2017	2015 – 2016
	Kshs	Kshs
Amounts due to National Government entities	-	-
Amounts due to Entity entities	-	-
Amounts due to third parties	-	-
Others	-	-
	-	-

NATIONAL GOVERNMENT ENTITY - MINISTRY OF TRANSPORT,
INFRASTRUCTURE, HOUSING AND URBAN DEVELOPMENT.


STATE DEPARTMENT OF HOUSING AND URBAN DEVELOPMENT
Reports and Financial Statements
For the year ended June 30, 2017


XVI PROGRESS ON FOLLOW UP OF AUDITOR RECOMMENDATIONS

The following is the summary of issues raised by the external auditor, and management comments that were provided to the auditor. We have nominated focal persons to resolve the various issues as shown below with the associated time frame within which we expect the issues to be resolved.

Reference No. on the external audit Report	Issue / Observations from Auditor	Management comments	Focal Point person to resolve the issue (Name and designation)	Status: (Resolved / Not Resolved)	Timeframe: (Put a date when you expect the issue to be resolved)
N/A	N/A	N/A	N/A	N/A	N/A

There was no Audit report and subsequent audit opinion since this is a new state department and FY 2016-2017 will be the first year to provide financial statements.


Principal Secretary
AIDA NJERI MUNANO


Ag. Principal Accounts Controller

NATIONAL GOVERNMENT ENTITY - MINISTRY OF TRANSPORT, INFRASTRUCTURE, HOUSING AND URBAN DEVELOPMENT.

STATE DEPARTMENT OF HOUSING AND URBAN DEVELOPMENT

Reports and Financial Statements

For the year ended June 30, 2017

XVII ANNEXES

ANNEX 1 - ANALYSIS OF PENDING ACCOUNTS PAYABLE

Supplier of Goods or Services	Original Amount	Date Contracted	Amount Paid To-Date	Outstanding Balance 2017	Outstanding Balance 2016	Comments
	A	B	C	d=a-c		
Construction of buildings						
DT CONTRACTORS				7,000,000.00		No Exchequer
LEEDS ENGINEERING COMPANY				116,480.00		No Exchequer
MAURINE A OWITI				100,000.00		No Exchequer
KENYA ASSOCIATION OF RECORDS MANAGERS				762,000.00		No Exchequer
OZERA ENTERPRISE				1,377,500.00		No Exchequer
RUNOFF GENERAL ENTERPRISES				480,000.00		No Exchequer
APRITECK ENTERPRISES				998,000.00		No Exchequer
BROLINK AGENCIES				980,000.00		No Exchequer
MARABU ENTERPRISES				1,800,000.00		No Exchequer
WINTEX LOGISTICS				1,300,000.00		No Exchequer
REKEN ENTERPRISES				900,000.00		No Exchequer
TINSEL TOWN SUPPLIES				1,780,900.00		No Exchequer
BENACU ENTERPRISES				972,000.00		No Exchequer
OZERA ENTERPRISES				1,191,496.00		No Exchequer
REKEN ENTERPRISES				1,080,000.00		No Exchequer
MSABWENI INVESTMENT				611,200.00		No Exchequer
GRASEPH INVESTMENT				1,020,000.00		No Exchequer
LYNXBITS GLOBAL LIMITED				7,000,000.00		No Exchequer
GIMRAA OFFICE SUPPLIES				1,557,600.00		No Exchequer

NATIONAL GOVERNMENT ENTITY - MINISTRY OF TRANSPORT, INFRASTRUCTURE, HOUSING AND URBAN DEVELOPMENT.

STATE DEPARTMENT OF HOUSING AND URBAN DEVELOPMENT

Reports and Financial Statements

For the year ended June 30, 2017

Supplier of Goods or Services	Original Amount	Date Contracted	Amount Paid To-Date	Outstanding Balance 2017	Outstanding Balance 2016	Comments
SLYKE AFRIQUE				1,520,000.00		No Exchequer
ENZILO LIMITED				1,650,000.00		No Exchequer
LEXXY TECHNOLOGIES				2,890,000.00		No Exchequer
AIE				594,000.00		No Exchequer
BROLINK AGENCIES				1,694,400.00		No Exchequer
MARABU ENTERPRISES				980,000.00		No Exchequer
RUNOFF GENERAL ENTERPRISES				1,603,680.00		No Exchequer
JOSEPHINE CIUGU				30,000.00		No Exchequer
MARTHA MITICH				20,000.00		No Exchequer
JOSEPHINE CIUGU				30,000.00		No Exchequer
ALPEKIWA ENTERPRISES				1,708,000.00		No Exchequer
GREEN BRAND AGENCIES				986,000.00		No Exchequer
DRUCE INVESTMENTS				1,268,000.00		No Exchequer
ESTELLE DISTRIBUTION				846,570.00		No Exchequer
UNPAID VAT						
NATION MEDIA				38,793.10		Did not cross to IB
EXQUISITE DESIGNS				40,200.00		Did not cross to IB
METROPOLITAN				14,823.40		Did not cross to IB

NATIONAL GOVERNMENT ENTITY - MINISTRY OF TRANSPORT, INFRASTRUCTURE, HOUSING AND URBAN DEVELOPMENT.

STATE DEPARTMENT OF HOUSING AND URBAN DEVELOPMENT

Reports and Financial Statements

For the year ended June 30, 2017

Supplier of Goods or Services	Original Amount	Date Contracted	Amount Paid To-Date	Outstanding Balance 2017	Outstanding Balance 2016	Comments
METROPOLITAN				25,557.55		Did not cross to IB
TOONSWORLD				19,461.20		Did not cross to IB
GLAMA ELECTRICAL				26,053.65		Did not cross to IB
OFFICE TECHNOLOGY				6,318.00		Did not cross to IB
AFCON				41,431.05		Did not cross to IB
EMBUNGALA				25,227.95		Did not cross to IB
KENYA BANKERS				32,832.00		Did not cross to IB
MARABU				129,310.35		Did not cross to IB
KYEKA				128,793.10		Did not cross to IB
BENAIR				69,827.60		Did not cross to IB
WILPAT				96,982.75		Did not cross to IB
SHINNERS TOURS				76,034.50		Did not cross to IB

NATIONAL GOVERNMENT ENTITY - MINISTRY OF TRANSPORT, INFRASTRUCTURE, HOUSING AND URBAN DEVELOPMENT.

STATE DEPARTMENT OF HOUSING AND URBAN DEVELOPMENT

Reports and Financial Statements

For the year ended June 30, 2017

Supplier of Goods or Services	Original Amount	Date Contracted	Amount Paid To-Date	Outstanding Balance 2017	Outstanding Balance 2016	Comments
BLACK HEATH				248,476.35		Did not cross to IB
HIGHPOINT AGENCIES				1,502,725.35		Did not cross to IB
NATION MEDIA				14,427.00		Did not cross to IB
M.F.I DOCUMENTS				94,985.05		Did not cross to IB
BUIDMART				1,329,565.60		Did not cross to IB
BUIDMART				771,148.05		Did not cross to IB
SUSELE ENT				70,301.40		Did not cross to IB
ESSIMARK GEN				50,689.65		Did not cross to IB
CLEMSY OFFICE				14,195.70		Did not cross to IB
MINECO HOUSE-WTH				611,571.25		Did not cross to IB
MINECO HOUSE-VAT				1,054,433.25		Did not cross to IB
MINECO HOUSE				1,019,787.55		Did not cross to IB

NATIONAL GOVERNMENT ENTITY - MINISTRY OF TRANSPORT, INFRASTRUCTURE, HOUSING AND URBAN DEVELOPMENT.

STATE DEPARTMENT OF HOUSING AND URBAN DEVELOPMENT

Reports and Financial Statements

For the year ended June 30, 2017

Supplier of Goods or Services	Original Amount	Date Contracted	Amount Paid To-Date	Outstanding Balance 2017	Outstanding Balance 2016	Comments
MINECO HOUSE-RETENTION				2,039,575.05		Did not cross to IB
MARABU				75,646.55		Did not cross to IB
MUBRIC				42,331.05		Did not cross to IB
BUIDMART				6,305,409.25		Did not cross to IB
BLACK HEATH				180,659.10		Did not cross to IB
BLACK HEATH				311,481.20		Did not cross to IB
IBEL CONSTRUCTION				1,882,471.20		Did not cross to IB
KOLA TRADERS				57,543.00		Did not cross to IB
AFRICAN REALTORS				219,786.20		Did not cross to IB
AFRICAN REALTORS				378,941.70		Did not cross to IB
ROTALINK				199,652.30		Did not cross to IB
WAKIMAMBI				67,241.00		Did not cross to IB

NATIONAL GOVERNMENT ENTITY - MINISTRY OF TRANSPORT, INFRASTRUCTURE, HOUSING AND URBAN DEVELOPMENT.

STATE DEPARTMENT OF HOUSING AND URBAN DEVELOPMENT

Reports and Financial Statements

For the year ended June 30, 2017

Supplier of Goods or Services	Original Amount	Date Contracted	Amount Paid To-Date	Outstanding Balance 2017	Outstanding Balance 2016	Comments
DEROW BROTHERS				1,511,670.70		Did not cross to IB
TOYOTA KENYA				6,728.50		Did not cross to IB
DT DOBIE				7,846.55		Did not cross to IB
PALUFAS ENT				19,225.85		Did not cross to IB
TOYOTA KENYA				799.10		Did not cross to IB
MANAWEPS				71,495.70		Did not cross to IB
FOREST ROAD FLATS				615,366.70		Did not cross to IB
Construction of civil works				1,016,561,737.71		MTHUD/HUD/3/4 VOL.III/25 DATED 20.09.2017 ATTACHED
Supply of goods & Services				201,282,373.13		MTHUD/HUD/3/4 VOL.III/25 DATED 20.09.2017 ATTACHED
Sub-Total						
Supply of goods & services(VAT)				40,000,000.00		MTHUD/HUD/3/4 VOL.III/25 DATED 20.09.2017 ATTACHED

NATIONAL GOVERNMENT ENTITY - MINISTRY OF TRANSPORT, INFRASTRUCTURE, HOUSING AND URBAN DEVELOPMENT.

STATE DEPARTMENT OF HOUSING AND URBAN DEVELOPMENT
 Reports and Financial Statements
 For the year ended June 30, 2017

Supplier of Goods or Services	Original Amount	Date Contracted	Amount Paid To-Date	Outstanding Balance 2017	Outstanding Balance 2016	Comments
2.						
Sub-Total				1,257,844,010.84		
Grand Total						

NATIONAL GOVERNMENT ENTITY - MINISTRY OF TRANSPORT, INFRASTRUCTURE, HOUSING AND URBAN DEVELOPMENT.

STATE DEPARTMENT OF HOUSING AND URBAN DEVELOPMENT

Reports and Financial Statements

For the year ended June 30, 2017

ANNEX 2 - ANALYSIS OF PENDING STAFF PAYABLES

Name of Staff	Job Group	Original Amount	Date Payable Contracted	Amount Paid To-Date	Outstanding Balance 2017	Outstanding Balance 2016	Comments
		a	b	c	d=a-c		
Senior Management							
1.							
2.							
3.							
	Sub-Total						
Middle Management							
4.							
5.							
6.							
	Sub-Total						
Unionisable Employees							
7.							
8.							
9.							
	Sub-Total						
Others (specify)							
10.							
11.							
12.							
	Sub-Total						
	Grand Total						

NATIONAL GOVERNMENT ENTITY - MINISTRY OF TRANSPORT, INFRASTRUCTURE, HOUSING AND URBAN DEVELOPMENT.

STATE DEPARTMENT OF HOUSING AND URBAN DEVELOPMENT

Reports and Financial Statements

For the year ended June 30, 2017

ANNEX 3 - ANALYSIS OF OTHER PENDING PAYABLES

Name	Brief Transaction Description	Original Amount	Date Payable Contracted	Amount Paid To-Date	Outstanding Balance 2017	Outstanding Balance 2016	Comments
		a	b	c	d=a-c		
Amounts due to National Govt Entities							
1.							
2.							
3.							
	Sub-Total						
Amounts due to County Govt Entities							
4.							
5.							
6.							
	Sub-Total						
Amounts due to Third Parties							
7.							
8.							
9.							
	Sub-Total						
Others (specify)							
10.							
11.							
12.							
	Sub-Total						
	Grand Total						

NATIONAL GOVERNMENT ENTITY - MINISTRY OF TRANSPORT, INFRASTRUCTURE, HOUSING AND URBAN DEVELOPMENT.

STATE DEPARTMENT OF HOUSING AND URBAN DEVELOPMENT
Reports and Financial Statements
For the year ended June 30, 2017

ANNEX 4 – SUMMARY OF FIXED ASSET REGISTER

Asset class	Historical Cost b/f (Kshs) 2015/2016	Additions during the year (Kshs)	Disposals during the year (Kshs)	Historical Cost c/f (Kshs) 2016/2017
Land	-	-	-	
Buildings and structures	-	12,450,905,016.55		12,450,905,016.55
Transport equipment	-	27,260,428.00		27,260,428.00
Office equipment, furniture and fittings	-	10,600,000.00		10,600,000.00
ICT Equipment, Software and Other ICT Assets	-			
Other Machinery and Equipment	-	2,360,822.50		2,360,822.50
Heritage and cultural assets	-			
Intangible assets	-	402,496,941.95		402,496,941.95
Total	-	12,893,623,209.00		12,893,623,209.00

NB: The balance as at the end of the year is the cumulative cost of all assets bought and inherited by the Ministry, Department or Agency. Additions during the year should tie to Note 8 on acquisition of assets during the year.

NATIONAL GOVERNMENT ENTITY - MINISTRY OF TRANSPORT, INFRASTRUCTURE, HOUSING AND URBAN DEVELOPMENT.

STATE DEPARTMENT OF HOUSING AND URBAN DEVELOPMENT

Reports and Financial Statements

For the year ended June 30, 2017

ANNEX 5 – LIST OF PROJECTS IMPLEMENTED BY THE STATE DEPARTMENT OF HOUSING AND URBAN DEVELOPMENT

Ref	Project Name	Principal activity of the project	Accounting Officer	Project consolidated in these financial statements(yes/no)
1	KENSUF			
2	KISIP-road construction, street lighting and drainage and sewerage	Upgrading of slums Informal settlements	Aida Munano Aida Munano	NO NO
3	City of Kisumu-road construction, markets, dumpsites	road construction,markets,dumpsites	Aida Munano	NO
4	NAMSIP	Improvement of infrastructure within the metro region,	Aida Munano	NO
5	Secondary schools	construction of secondary schools	Aida Munano	NO
6	Korogocho slum upgrading-	Korogocho slum upgrading	Aida Munano	NO

NATIONAL GOVERNMENT ENTITY - MINISTRY OF TRANSPORT, INFRASTRUCTURE, HOUSING AND URBAN DEVELOPMENT.

STATE DEPARTMENT OF HOUSING AND URBAN DEVELOPMENT
 Reports and Financial Statements
 For the year ended June 30, 2017

ANNEX 6 – LIST OF SCs, SAGAs AND PUBLIC FUNDS UNDER THE STATE DEPARTMENT OF HOUSING AND URBAN DEVELOPMENT

Ref	SC, SAGA or Public Fund's name	Principal activity of entity	Accounting Officer	Amount transferred during the year	Inter- entity reconciliations done?(yes/no)
1	National Construction Authority	Road construction	Aidah Munano	410,231,848.00	yes
2	Civil service scheme fund	Scheme Fund	Aidah Munano	50,000,000.00	yes

NATIONAL GOVERNMENT ENTITY - MINISTRY OF TRANSPORT, INFRASTRUCTURE, HOUSING AND URBAN DEVELOPMENT.

STATE DEPARTMENT OF HOUSING AND URBAN DEVELOPMENT
Reports and Financial Statements
For the year ended June 30, 2017

ANNEX 7- LIST OF OUTSTANDING IMPRESTS FOR THE STATE DEPARTMENT OF HOUSING AND URBAN DEVELOPMENT

Personal Number	Name of Officer or Institution	Designation	Balance
1979101742	JACOB ONYANGO	N.A.	132,000.00
1981081762	HENRY NYAKUNDI OGEA	SDPSYA DMCS	188,000.00
1984023721	VIRGINIA WANGUI WAMBAA	N.A.	49,000.00
1984025799	LYDIA OPAKA LITUNYA	N.A.	120,000.00
1985080124	NICHOLAS NYAMWEYA NYARIKI	N.A.	223,098.00
1985086421	VICTOR ONYANGO OGUTU	MOLHUD- Ass Director	96,300.00
1985102007	TIMOTHY N. WAKIAGA	N.A.	160,000.00
1986005614	NELSON KIYAKA NYABERI	N.A.	272,000.00
1986040711	LINDA IMBAKA LOCHO	MOLHUD SCMA	40,000.00
1986103056	FRANCIS MBAE NDEREBA	N.A.	298,494.00
1987104550	MOSES MUCHIRI GATANA	N.A.	223,098.00
1988030500	JOHN LEWIS JOGO	N.A.	132,000.00
1988118112	DAVID KINYAE ISIKA	MOLHUD SSCMO 1	236,400.00
1988121686	JOY ADOYO OWINO	N.A.	796,400.00
1988131013	GLADYS NJERI NDOGOH	N.A.	260,281.00
1989026295	ZEVERINO MABEYA MOGAKA	SDHUD DIR OF ADMIN 2	105,000.00
1989075286	ALICE NYAMBURA NJOROGI	N.A.	40,000.00
1989127855	GATHONI SUSAN KIHU	N.A.	15,000.00
1990166951	DAVID WACHIRA KABUGI	N.A.	65,100.00
1992019469	THOMAS DALMAS OMOLO OGUTU	N.A.	356,814.00
1994007955	GILBERT MATUNDURA MICHIRA	N.A.	52,800.00
1994029680	THOMAS ONYANGO OGUTU	N.A.	525,000.00

NATIONAL GOVERNMENT ENTITY - MINISTRY OF TRANSPORT, INFRASTRUCTURE, HOUSING AND URBAN DEVELOPMENT.

STATE DEPARTMENT OF HOUSING AND URBAN DEVELOPMENT
Reports and Financial Statements
For the year ended June 30, 2017

1994033566	PAUL OUMA OGOLA	N.A.	147,900.00
1994072049	MARY MALIA NDUNGA	N.A.	131,200.00
1997024126	CLEMENT ARGWINGS DALMAS OCHOLA	MOLHUD-Snr Assf' Sec	2,747,200.00
1997030834	MARTIN MACHUKI MOSIRIA	SDHUD CFO	36,400.00
2003009087	SAMWEL ORENGE OMBONGI	N.A.	1,258,220.00
2005024512	GEOFFREY MIDENYO ESEBWE	N.A.	917,400.00
2006043624	MICHAEL KURIA KIARIE	N.A.	94,700.00
2007046120	NANCY UNDISA LUGALIA	N.A.	28,015.00
2007077367	ONDIEK WALTER AURA	N.A.	5,000.00
2008009854	PATRICK NJAU RUHIU	N.A.	26,000.00
2008035407	RUTH CHEPKURUI MUTAI	N.A.	222,600.00
2008071005	ALFRED OUMA OJWANG	N.A.	273,700.00
2008088086	JAMES KWOKO KITEME,	N.A.	65,800.00
2008094516	DOROTHY WANJIKU KINYUA	N.A.	840,700.00
2008097807	HANNAH WANJIRU KIMANI	N.A.	149,736.00
2008103658	EDWARD NDEKE NJAGI	N.A.	126,000.00
2009000277	GIDEON KIBET SIGEY	N.A.	150,900.00
2009000447	ROBERT WACHIRA WANJIRU	N.A.	279,700.00
2009005544	DENNIS ONDIEKI MOKORO	N.A.	495,500.00
2009022839	GRACE WANGU IRUNGU	N.A.	77,100.00
2010 000248	ALFRED KANYOGO WACHIRA	N.A.	2,622,200.00
2010015900	CHARLES ICHUDI EKASIBA	N.A.	260,500.00
2011047408	JEREMIAH MARABU MIYORA	N.A.	366,606.00
2011047939	RUTH MWONGELI DAVID	MOLHUD DEPUTY CFO	15,000.00
2011309956	JOHN MUTAHI NDEGWA	N.A.	46,200.00
2013012652	JAMES WAINAINA MACHARIA	N.A.	482,070.00

NATIONAL GOVERNMENT ENTITY - MINISTRY OF TRANSPORT, INFRASTRUCTURE, HOUSING AND URBAN DEVELOPMENT.

STATE DEPARTMENT OF HOUSING AND URBAN DEVELOPMENT
 Reports and Financial Statements
 For the year ended June 30, 2017

2181	IRENE NJOKI		N.A.	348,470.00
PN0358	ELIZABETH NYAKERARIO NYANDIEKI		N.A.	50,000.00
				16,651,602.00

NATIONAL GOVERNMENT ENTITY - MINISTRY OF TRANSPORT, INFRASTRUCTURE, HOUSING AND URBAN DEVELOPMENT.

STATE DEPARTMENT OF HOUSING AND URBAN DEVELOPMENT

Reports and Financial Statements

For the year ended June 30, 2017

ANNEX 8 ANALYSIS OF THE DEPOSIT ACCOUNT (RETENTIONS NOT PAID 2016/2017As at 30th JUNE 2017)

S/NO.	PAYEE	AMOUNT
	From Ministry of Lands	576,509,137.50
	Rent deposits collected	2,463,468.50
1	Earl and Duke	1,722,365.22
2	M/S Sululer Innovation Enterprises	396,068.00
3	M/S <i>Spanworld Enterprises</i>	173,950.00
4	M/S Harrikajim Enterprises	190,078.00
5	M/S Unicom Builders Ltd	162,078.00
6	M/S Waden Enterprises	177,831.00
7	Pinnie Agency Limited	4,775,774.30
8	Buidmart Solution	33,466,907.25
9	Black Heath Builders and Constructors	1,919,017.60
10	Inshalla Limited	6,250,874.00
11	High Point Agencies	12,442,009.25
12	Multicon Enterprises	2,086,216.50
13	Rhino Technical Works	4,166,187.80
14	Spanworld Enterprises	154,816.00
15	Ibel Construction	3,639,444.30
16	Mwangaza General Suppliers	1,145,908.60
17	M/S Darrow Brothers Construction Ltd	8,639,555.95
18	Mjengo & Allied Company Ltd	247,674.65
19	Multiplex Construction Co. Ltd	2,981,813.73

NATIONAL GOVERNMENT ENTITY - MINISTRY OF TRANSPORT, INFRASTRUCTURE, HOUSING AND URBAN DEVELOPMENT.

STATE DEPARTMENT OF HOUSING AND URBAN DEVELOPMENT

Reports and Financial Statements

For the year ended June 30, 2017

20	Mineco House Ltd	8,360,145.00
21	Runyaj International Ltd	148,496.20
22	M/S Cykka Works Ltd	2,463,204.90
23	Concordia Building & Civil Engineering	8,070,790.80
24	M/S Bud-ken Building and Construction Co. Ltd	1,276,179.40
Totals		684,029,992.45

NATIONAL GOVERNMENT ENTITY - MINISTRY OF TRANSPORT, INFRASTRUCTURE, HOUSING AND URBAN DEVELOPMENT.

STATE DEPARTMENT OF HOUSING AND URBAN DEVELOPMENT
Reports and Financial Statements
For the year ended June 30, 2017

ANNEX 9 – ANALYSIS OF DISTRICT SUSPENSE STATE DEPARTMENT OF HOUSING AND URBAN DEVELOPMENT

AIE ISSUED YEAR 2016-2017.

AIE ISSUES DEVELOPMENT YEAR 2016-2017.			
NO	COUNTY	AIE NO	AMOUNT
1	County Director of Housing-KISII	A506449	313,200.00
2	County Director of Housing-MOMBASA	A506352	405,000.00
3	County Director of Housing-BUSIA	A506388	626,400.00
4	County Director of Housing-LAMU	A506355	243,000.00
5	County Director of Housing-BOMET	A506384	313,200.00
6	County Director of Housing-KERICHO	A506383	313,200.00
7	County Director of Housing-HOMABAY	A506391	626,400.00
8	Balance release of AIE to refurbish Machakos for preparation of H.E the president on Mashujaa day garden party celebrations	A506415	1,052,346.40
9	County Director of Housing-SIAYA	A506389	626,400.00
10	County Director of Housing-BUNGOMA	A506387	939,600.00
11	County Director of Housing-KAPSABET	A506414	576,000.00
12	County Director of Housing-RUMURUTI	A506445	297,000.00
13	County Director of Housing-EMBU	A506401	891,000.00
14	County Director of Housing-OLKALOU	A506405	626,400.00
15	County Director of Housing-MOMBASA	A506443	84,135.00

NATIONAL GOVERNMENT ENTITY - MINISTRY OF TRANSPORT, INFRASTRUCTURE, HOUSING AND URBAN DEVELOPMENT.

STATE DEPARTMENT OF HOUSING AND URBAN DEVELOPMENT

Reports and Financial Statements

For the year ended June 30, 2017

16	County Director of Housing-TAITA TAVETA MWATATE	A506441	54,135.00
17	County Director of Housing-OLKALOU	A506438	84,135.00
18	County Director of Housing-SIAYA	A506430	84,135.00
19	County Director of Housing-KISII	A506429	74,135.00
20	County Director of Housing-HOMABAY	A506391	84,135.00
21	RELEASE OF 2016/17 1ST QUARTER AIE	A506313	54,135.00
22	SDHUD AIE RELEASE OF 2016/17 AIE	A506322	39,135.00
23	SDHUD AIE RELEASE OF 2016/17 AIE	A506340	4,135.00
24	SDHUD AIE RELEASE OF 2016/17 AIE	A506341	4,135.00
25	SDHUD AIE RELEASE OF 2016/17 AIE	A506344	4,135.00
26	SDHUD AIE RELEASE OF 2016/17 AIE	A506347	4,135.00
27	SDHUD AIE RELEASE OF 2016/17 AIE	A506348	4,135.00
28	SDHUD AIE RELEASE OF 2016/17 AIE	A506349	4,135.00
29	SDHUD AIE RELEASE OF 2016/17 AIE	A506397	4,135.00
30	SDHUD AIE RELEASE OF 2016/17 AIE	A506345	4,135.00
31	SDHUD AIE RELEASE OF 2016/17 AIE	A506346	4,135.00
32	SDHUD AIE RELEASE OF 2016/17 AIE	A506347	84,135.00
33	SDHUD AIE RELEASE OF 2016/17 AIE	A506348	594,000.00
34	1ST QUATER AIE ISSUE2016/20176	A506349	486,000.00
	TOTAL		9,608,576.40

NATIONAL GOVERNMENT ENTITY - MINISTRY OF TRANSPORT, INFRASTRUCTURE, HOUSING AND URBAN DEVELOPMENT.

STATE DEPARTMENT OF HOUSING AND URBAN DEVELOPMENT

Reports and Financial Statements

For the year ended June 30, 2017

ANNEX 7- REPORTS GENERATED FROM IFMIS

The following financial Reports Generated from IFMIS should be generated and attached as appendices to these financial statements.

- i. GOK IFMIS Comparison Trial Balance
- ii. FO30 (Bank reconciliations) for all bank accounts
- iii. GOK IFMIS Receipts and Payments Statement
- iv. GOK IFMIS Statement of Financial Position
- v. GOK IFMIS Statement of Cash Flows
- vi. GOK IFMIS Notes to the Financial Statements
- vii. GOK IFMIS Statement of Budget Execution
- viii. GOK IFMIS Statement of Deposits
- ix. GOK IFMIS Budget Execution by Programme and Economic Classification
- x. GOK IFMIS Budget Execution by Heads and Programmes

OUTSTANDING IMPREST REGISTER

17-NOV-17 04:29 PM

FROM DATE:01-JUL-2012

TO DATE:30-JUN-2017

For: State Department For Housing & Urban Development

PF/	Particulars	Designation	Amount
1979101742	JACOB ONYANGO	N.A.	132,000.00
1981081762	HENRY NYAKUNDI OGEKA	SDPSYA DMCS	188,000.00
1984023721	VIRGINIA WANGUI WAMBAA	N.A.	49,000.00
1984025799	LYDIA OPAKA LITUNYA	N.A.	120,000.00
1985080124	NICHOLAS NYAMWEYA NYARIKI	N.A.	223,098.00
1985086421	VICTOR ONYANGO OGUTU	MOLHUD- Ass Director	96,300.00
1985102007	TIMOTHY N. WAKIAGA	N.A.	160,000.00
1986005614	NELSON KIYAKA NYABERI	N.A.	272,000.00
1986040711	LINDA IMBAKA LOCHO	MOLHUD SCMA	40,000.00
1986103056	FRANCIS MBAE NDEREBA	N.A.	298,494.00
1987104550	MOSES MUCIRI GATANA	N.A.	223,098.00
1988030500	JOHN LEWIS JOGO	N.A.	132,000.00
1988118112	DAVID KINYAE ISIKA	MOLHUD SSCMO I	236,400.00
1988121686	JOY ADOYO OWINO	N.A.	796,400.00
1988131013	GLADYS NJERI NDOGOH	N.A.	260,281.00
1989026295	ZEVERINO MABEYA MOGAKA	SDHUD DIR OF ADMIN 2	105,000.00
989075286	ALICE NYAMBURA NJOROGE	N.A.	40,000.00
989127855	GATHONI SUSAN KIHU	N.A.	15,000.00
990166951	DAVID WACHIRA KABUGI	N.A.	65,100.00
992019469	THOMAS DALMAS OMOLO OGUTU	N.A.	356,814.00
994007955	GILBERT MATUNDURA MICHIRA	N.A.	52,800.00
994029680	THOMAS ONYANGO OGUTU	N.A.	525,000.00
994033566	PAUL OUMA OGOLA	N.A.	147,900.00
994072049	MARY MALIA NDUNGA	N.A.	131,200.00
997024126	CLEMENT ARGWINGS DALMAS OCHOLA	MOLHUD-Snr Asst' Sec	2,747,200.00
997030834	MARTIN MACHUKI MOSIRIA	SDHUD CFO	36,400.00
003009087	SAMWEL ORENGE OMBONGI	N.A.	1,258,220.00
005024512	GEOFFREY MIDENYO ESEBWE	N.A.	917,400.00
006043624	MICHAEL KURIA KIARIE	N.A.	94,700.00
007046120	NANCY UNDISA LUGALIA	N.A.	28,015.00
007077367	ONDIEK WALTER AURA	N.A.	5,000.00
008009854	PATRICK NJAU RUHIU	N.A.	26,000.00
009035407	RUTH CHEPKURUI MUTAI	N.A.	222,600.00
008071005	ALFRED OUMA OJWANG	N.A.	273,700.00
008088086	JAMES KWOKO KITEME,	N.A.	65,800.00
008094516	DOROTHY WANJIKU KINYUA	N.A.	840,700.00
008097807	HANNAH WANJIRU KIMANI	N.A.	149,736.00
008103658	EDWARD NDEKE NJAGI	N.A.	126,000.00
009000277	GIDEON KIBET SIGEY	N.A.	150,900.00
009000447	ROBERT WACHIRA WANJIRU	N.A.	279,700.00
009005544	DENNIS ONDIEKI MOKORO	N.A.	495,500.00
009022839	GRACE WANGU IRUNGU	N.A.	77,100.00
010 000248	ALFRED KANYOGO WACHIRA	N.A.	2,622,200.00
010015900	CHARLES ICHUDI EKASIBA	N.A.	260,500.00
011047408	JEREMIAH MARABU MIYORA	N.A.	366,606.00
011047939	RUTH MWONGELI DAVID	MOLHUD DEPUTY CFO	15,000.00
011309956	JOHN MUTAHI NDEGWA	N.A.	46,200.00
013012652	JAMES WAINAINA MACHARIA	N.A.	482,070.00
181	IRENE NJOKI	N.A.	348,470.00
N0358	ELIZABETH NYAKERARIO NYANDIEKA	N.A.	50,000.00

OUTSTANDING IMPREST REGISTER

17-NOV-17 04:29 PM

FROM DATE:01-JUL-2012

TO DATE:30-JUN-2017

For: State Department For Housing &
Urban Development

Total

16,651,602.00



Trial Balance

Entity: 1094-State Department For Housing & Urban Development

Current Period: JUL-16 To JUN-17

Compare With: JUL-15 To ADJ2-16

Account No and Description	Current Period		Previous period	
	Debit Kshs	Credit Kshs	Debit Kshs	Credit Kshs
1310202 Capital Grants from Foreign Governments	0.00	200,000,000.00	0.00	0.00
1310200 Grants from Foreign Govts. - Direct Payments treated as AIA	0.00	200,000,000.00	0.00	0.00
1310000 Grants from Foreign Governments	0.00	200,000,000.00	0.00	0.00
2110101 Basic Salaries - Civil Service	347,823,836.50	0.00	0.00	0.00
2110100 Basic Salaries - Permanent Employees	347,823,837.00	0.00	0.00	0.00
2110201 Contractual Employees	1,999,993.90	0.00	0.00	0.00
2110200 Basic Wages - Temporary Employees	1,999,993.90	0.00	0.00	0.00
2110301 House Allowance	142,815,283.35	0.00	0.00	0.00
2110307 Hardship Allowance	530,400.00	0.00	0.00	0.00
2110309 Special Duty Allowance	973,111.05	0.00	0.00	0.00
2110310 Top-up Allowance	10,000.00	0.00	0.00	0.00
2110311 Transfer Allowance	1,950,000.00	0.00	0.00	0.00
2110312 Responsibility Allowance	1,748,800.00	0.00	0.00	0.00
2110313 Entertainment Allowance	1,960,000.00	0.00	0.00	0.00
2110314 Transport Allowance	19,607,053.55	0.00	0.00	0.00
2110315 Extreneous Allowance	1,296,000.00	0.00	0.00	0.00
2110317 Domestic Servant Allowance	200,000.00	0.00	0.00	0.00
2110318 n Practising Allowance	1,757,360.00	0.00	0.00	0.00
2110320 Leave Allowance	5,969,590.85	0.00	0.00	0.00
2110322 Risk Allowance	10,000.00	0.00	0.00	0.00
2110300 Personal Allowances paid as part of Salary	178,827,599.00	0.00	0.00	0.00
2110000 Wages and Salary Contributions	528,651,429.00	0.00	0.00	0.00
2210101 Electricity	7,978,574.65	0.00	0.00	0.00
2210102 Water and Sewarage Charges	2,020,072.10	0.00	0.00	0.00
2210103 Gas expenses	50,000.00	0.00	0.00	0.00
2210100 Utilities, Supplies and Services	10,048,646.80	0.00	0.00	0.00
2210201 Telephone, Telex, Facsimile and Mobile Phone Services	18,824,820.00	0.00	0.00	0.00
2210202 Internet Connections	3,686,311.50	0.00	0.00	0.00
2210203 Courier & Postal Services	776,085.00	0.00	0.00	0.00
2210204 Leased Communication Lines	177,100.00	0.00	0.00	0.00
2210200 Communication, Supplies and Services	23,464,316.50	0.00	0.00	0.00
2210301 Travel Costs (airlines, bus, railway, mileage allowances, etc.)	7,516,453.15	0.00	0.00	0.00
2210302 Accommodation - Domestic Travel	34,698,757.40	0.00	0.00	0.00
2210303 Daily Subsistence Allowance	40,069,446.90	0.00	0.00	0.00
2210304 Sundry Items (e.g. airport tax, taxis, etc?)	572,800.00	0.00	0.00	0.00
2210307 Passage & Transfer Expenses	196,230.00	0.00	0.00	0.00
2210300 Domestic Travel and Subsistence, and Other Transportation Costs	83,053,687.50	0.00	0.00	0.00
2210401 Travel Costs (airlines, bus, railway, etc.)	2,311,780.00	0.00	0.00	0.00
2210402 Accommodation	2,096,613.00	0.00	0.00	0.00
2210403 Daily Subsistence Allowance	2,169,319.10	0.00	0.00	0.00
2210404 Sundry Items (e.g. airport tax, taxis, etc?)	383,710.00	0.00	0.00	0.00
2210400 Foreign Travel and Subsistence, and other transportation costs	6,961,422.10	0.00	0.00	0.00
2210501 International News Services	12,700.00	0.00	0.00	0.00
2210502 Publishing & Printing Services	1,016,500.00	0.00	0.00	0.00
2210503 Subscriptions to Newspapers, Magazines and Periodicals	2,300,649.00	0.00	0.00	0.00
2210504 Advertising, Awareness and Publicity Campaigns	12,780.00	0.00	0.00	0.00
2210505 Trade Shows and Exhibitions	929,100.00	0.00	0.00	0.00
2210500 Printing , Advertising and	4,271,729.00	0.00	0.00	0.00

Account No and Description	Current Period		Previous period	
	Debit	Credit	Debit	Credit
Information Supplies and Services				
2210603 Rents and Rates - Non-Residential	88,133,375.55	0.00	0.00	0.00
2210604 Hire of Transport, Equipment	349,500.00	0.00	0.00	0.00
2210606 Hire of Equipment, Plant and Machinery	3,793,606.00	0.00	0.00	0.00
2210600 Rentals of Produced Assets	92,274,481.60	0.00	0.00	0.00
2210701 Travel Allowance	3,331,280.30	0.00	0.00	0.00
2210702 Remuneration of Instructors and Contract Based Training Services	948,078.25	0.00	0.00	0.00
2210703 Production and Printing of Training Materials	678,120.10	0.00	0.00	0.00
2210704 Hire of Training Facilities and Equipment	1,236,160.00	0.00	0.00	0.00
2210706 Book Allowance	491,160.00	0.00	0.00	0.00
2210707 Project Allowance	268,660.00	0.00	0.00	0.00
2210710 Accommodation Allowance	3,045,119.50	0.00	0.00	0.00
2210711 Tuition Fees Allowance	3,163,954.00	0.00	0.00	0.00
2210700 Training Expenses	13,162,552.20	0.00	0.00	0.00
2210801 Catering Services (receptions), Accommodation, Gifts, Food and Drinks	6,321,946.20	0.00	0.00	0.00
2210802 Boards, Committees, Conferences and Seminars	8,610,187.50	0.00	0.00	0.00
2210805 National Celebrations	191,212.00	0.00	0.00	0.00
2210808 Purchase of Coffins	7,638.00	0.00	0.00	0.00
2210809 Board Allowance	5,356.00	0.00	0.00	0.00
2210800 Hospitality Supplies and Servi	15,136,339.70	0.00	0.00	0.00
2211001 Medical Drugs	850,400.00	0.00	0.00	0.00
2211002 Dressings and Other Non-Pharmaceutical Medical Items	639,775.00	0.00	0.00	0.00
2211004 Fungicides, Insecticides and Sprays	1,999,983.85	0.00	0.00	0.00
2211006 Purchase of Workshop Tools, Spares and Small Equipment	32,500.00	0.00	0.00	0.00
2211009 Education and Library Supplies	6,336,988.05	0.00	0.00	0.00
2211011 Purchase/Production of Photographic and Audio-Visual Materials	70,000.00	0.00	0.00	0.00
2211016 Purchase of Uniforms and Clothing - Staff	2,603,617.00	0.00	0.00	0.00
2211020 Uniform and Clothing Allowances	87,400.00	0.00	0.00	0.00
2211023 Supplies for Production	2,457,112.00	0.00	0.00	0.00
2211031 Specialised Materials - Other	29,893,142.50	0.00	0.00	0.00
2211000 Specialised Materials and Supp	44,970,918.40	0.00	0.00	0.00
2211101 General Office Supplies (papers, pencils, forms, small office equipment etc)	26,090,558.90	0.00	0.00	0.00
2211102 Supplies and Accessories for Computers and Printers	18,553,702.00	0.00	0.00	0.00
2211103 Sanitary and Cleaning Materials, Supplies and Services	2,996,727.00	0.00	0.00	0.00
2211100 Office and General Supplies and Services	47,640,987.90	0.00	0.00	0.00
2211201 Refined Fuels and Lubricants for Transport	12,018,924.50	0.00	0.00	0.00
2211203 Refined Fuels and Lubricants -- Other	89,500.00	0.00	0.00	0.00
2211200 Fuel Oil and Lubricants	12,108,424.50	0.00	0.00	0.00
2211301 Bank Service Commission and Charges	130,000.00	0.00	0.00	0.00
2211305 Contracted Guards and Cleaning Services	58,038,303.60	0.00	0.00	0.00
2211306 Membership Fees, Dues and Subscriptions to Professional and Trade Bodies	4,762,590.00	0.00	0.00	0.00
2211310 Contracted Professional Services	483,173,453.85	0.00	0.00	0.00
2211311 Contracted Technical Services	72,117,725.70	0.00	0.00	0.00
2211323 Laundry Expenses	107,700.00	0.00	0.00	0.00
2211324 Registration of Land	7,306,495.00	0.00	0.00	0.00
2211300 Other Operating Expenses	625,636,268.00	0.00	0.00	0.00
2210000 Goods and Services	978,729,774.00	0.00	0.00	0.00
2220101 Maintenance Expenses - Motor Vehicles	9,122,606.30	0.00	0.00	0.00
2220100 Routine Maintenance - Vehicles	9,122,606.30	0.00	0.00	0.00
2220201 Maintenance of Plant, Machinery and Equipment (including lifts)	1,885,826.00	0.00	0.00	0.00

Account No and Description	Current Period		Previous period	
	Debit	Credit	Debit	Credit
2220202 Maintenance of Office Furniture and Equipment	962,210.00	0.00	0.00	0.00
2220205 Maintenance of Buildings and Stations -- Non-Residential	272,000.00	0.00	0.00	0.00
2220209 Minor Alterations to Buildings and Civil Works	1,273,816.00	0.00	0.00	0.00
2220210 Maintenance of Computers, Software, and Networks	3,249,370.00	0.00	0.00	0.00
2220200 Routine Maintenance - Other Assets	7,643,222.00	0.00	0.00	0.00
2220000 Routine Maintenance	16,765,828.30	0.00	0.00	0.00
2620103 African Association of Public Administration (AAPAM)/CAAPAM/CLGF	1,538,645.50	0.00	0.00	0.00
2620163 UN Habitat and Human Settlement	6,807,870.00	0.00	0.00	0.00
2620188 Shelter Afrique	6,000,000.00	0.00	0.00	0.00
2620189 Architectural Heritage Fund (AHF)	322,345.00	0.00	0.00	0.00
2620100 Membership Fees and Dues and Subscriptions to International Organizations	14,668,860.50	0.00	0.00	0.00
2620000 Grants and Other Transfers to International Organizations	14,668,860.50	0.00	0.00	0.00
2630101 Current Grants to Semi-Autonomous Government Agencies	410,231,848.00	0.00	0.00	0.00
2630100 Current Grants to Government Agencies and other Levels of Government	410,231,848.00	0.00	0.00	0.00
2630204 Civil servants housing scheme	50,000,000.00	0.00	0.00	0.00
2630200 Capital Grants to Government Agencies and other Levels of Government	50,000,000.00	0.00	0.00	0.00
2630000 Grants & Transfer To Other Govt. Units	460,231,848.00	0.00	0.00	0.00
2710102 Gratuity - Civil Servants	150,000.00	0.00	0.00	0.00
2710100 Government Pension and Retirement Benefits	150,000.00	0.00	0.00	0.00
2710000 Social Security Benefits	150,000.00	0.00	0.00	0.00
3110202 Non-Residential Buildings (offices, schools, hospitals, etc..)	128,147,503.25	0.00	0.00	0.00
3110200 Construction of Building	128,147,503.00	0.00	0.00	0.00
3110301 Refurbishment of Residential Buildings	95,731,973.00	0.00	0.00	0.00
3110302 Refurbishment of Non-Residential Buildings	41,578,425.45	0.00	0.00	0.00
3110300 Refurbishment of Buildings	137,310,398.00	0.00	0.00	0.00
3110401 Major Roads	193,653,226.70	0.00	0.00	0.00
3110402 Access Roads	41,062,827.85	0.00	0.00	0.00
3110400 Construction of Roads	234,716,055.00	0.00	0.00	0.00
3110502 Water Supplies and Sewerage	2,008,912,501.45	0.00	0.00	0.00
3110504 Other Infrastructure and Civil Works	9,737,065,172.20	0.00	0.00	0.00
3110500 Construction and Civil Works	*****	0.00	0.00	0.00
3110604 Overhaul of Other Infrastructure and Civil Works	204,753,386.65	0.00	0.00	0.00
3110600 Overhaul and Refurbishment of Construction and Civil Works	204,753,387.00	0.00	0.00	0.00
3110701 Purchase of Motor Vehicles	26,845,428.00	0.00	0.00	0.00
3110700 Purchase of Vehicles and Other Transport Equipment	26,845,428.00	0.00	0.00	0.00
3110801 Overhaul of Vehicles	415,000.00	0.00	0.00	0.00
3110800 Overhaul of Vehicles and Other Transport Equipment	415,000.00	0.00	0.00	0.00
3111002 Purchase of Computers, Printers and other IT Equipment	10,513,000.00	0.00	0.00	0.00
3111004 Purchase of Exchanges and other Communications Equipment	87,000.00	0.00	0.00	0.00
3111000 Purchase of Office Furniture and General Equipment	10,600,000.00	0.00	0.00	0.00
3111102 Purchase of Boilers, Refrigeration and Air-conditioning Plant	120,000.00	0.00	0.00	0.00
3111109 Purchase of Educational Aids and Related Equipment	787,700.00	0.00	0.00	0.00
3111111 Purchase of ICT Networking and Communication Equipment	728,280.00	0.00	0.00	0.00
3111112 Purchase of Software	724,842.50	0.00	0.00	0.00
3111100 Purchase of Specialised Plant,	2,360,822.50	0.00	0.00	0.00

Account No and Description	Current Period		Previous period	
	Debit	Credit	Debit	Credit
Equipment and Machinery				
3111401 Pre-feasibility, Feasibility and Appraisal Studies	402,496,841.95	0.00	0.00	0.00
3111400 Research, Feasibility Studies, Project Preparation and Design Project Supervision	402,496,842.00	0.00	0.00	0.00
3110000 Acquisition of Fixed Capital Assets	*****	0.00	0.00	0.00
5120201 Borrowing from Foreign Governments	0.00	120,565,323.10	0.00	0.00
5120202 Borrowing from International Organizations	0.00	3,743,579,304.45	0.00	0.00
5120200 Foreign Borrowing-Direct Payments	0.00	3,864,144,628.00	0.00	0.00
5120000 Currency and Deposits, Accounts Payable, Clearing Transfers and Other Liabilities	0.00	3,864,144,628.00	0.00	0.00
6530101 Ministry HQ Recurrent Bank A/C	7,722.80	0.00	0.00	0.00
6530100 Recurrent Bank Accounts	7,722.80	0.00	0.00	0.00
6530000 Recurrent Bank Accounts	7,722.80	0.00	0.00	0.00
6540101 Ministry HQ Development Bank A	74,642.10	0.00	0.00	0.00
6540100 Development Bank Accounts	74,642.10	0.00	0.00	0.00
6540000 Development Bank Accounts	74,642.10	0.00	0.00	0.00
6550101 Ministry HQ Deposit Bank A/C	684,029,992.45	0.00	0.00	0.00
6550100 Deposit Bank Accounts	684,029,992.00	0.00	0.00	0.00
6550000 Deposit Bank Account	684,029,992.00	0.00	0.00	0.00
6580101 Cash	1,646.10	0.00	0.00	0.00
6580104 Cash in Transit	0.00	0.00	0.00	0.00
6580100 Cash in Hand	1,646.10	0.00	0.00	0.00
6580000 Cash in Hand	1,646.10	0.00	0.00	0.00
6710103 Salary advance	0.00	0.00	0.00	0.00
6710100 Debtors & Advances - Employees	0.00	0.00	0.00	0.00
6710000 Domestic Debtors & Advances	0.00	0.00	0.00	0.00
6740101 Prepayment	0.00	0.00	0.00	0.00
6740102 R/D Cheques	0.00	0.00	0.00	0.00
6740100 Other Debtors & Pre-payments	0.00	0.00	0.00	0.00
6740000 Other Debtors & Pre-payments	0.00	0.00	0.00	0.00
6760101 Standing imprests	0.00	0.00	0.00	0.00
6760103 Temporary imprests	16,651,602.00	0.00	0.00	0.00
6760100 Imprests	16,651,602.00	0.00	0.00	0.00
6760000 Government Imprests	16,651,602.00	0.00	0.00	0.00
6780101 General Suspense A/C	0.00	0.00	0.00	0.00
6780103 District Suspense A/c	9,608,576.40	0.00	0.00	0.00
6780100 Suspense & Clearance Account	9,608,576.40	0.00	0.00	0.00
6780000 Suspense & Clearance Account	9,608,576.40	0.00	0.00	0.00
6790102 Receiving Inventory A/C	0.00	0.00	0.00	0.00
6790100 Other Current System A/c's	0.00	0.00	0.00	0.00
6790000 Other Current Assets (System r	0.00	0.00	0.00	0.00
7310101 General Deposits	0.00	2,463,468.50	0.00	0.00
7310100 General Deposits Items	0.00	2,463,468.50	0.00	0.00
7310000 Deposits	0.00	2,463,468.50	0.00	0.00
7320101 PAYE	0.00	0.00	0.00	0.00
7320102 NHIF	0.00	0.00	0.00	0.00
7320103 House Rent	0.00	0.00	0.00	0.00
7320106 NSSF	0.00	0.00	0.00	0.00
7320107 Co-operatives	0.00	0.00	0.00	0.00
7320108 Insurances	0.00	0.00	0.00	0.00
7320109 Hire Purchases	0.00	0.00	0.00	0.00
7320111 WCPS	0.00	0.00	0.00	0.00
7320112 Staff Welfare Associations	0.00	0.00	0.00	0.00
7320113 HELB Deductions	0.00	0.00	0.00	0.00
7320116 Mortgages / Bank Loans	0.00	0.00	0.00	0.00
7320121 Salary Overpayment Refunds	0.00	0.00	0.00	0.00
7320123 Civil Service Housing Fund	0.00	0.00	0.00	0.00
7320124 3% Commission on Deductions	0.00	0.00	0.00	0.00
7320199 Salary Control Account	0.00	0.00	0.00	0.00
7320100 Salary Deductions	0.00	0.00	0.00	0.00
7320201 Contractors Retention Money	0.00	681,566,523.95	0.00	0.00
7320200 Other General Liabilities	0.00	681,566,524.00	0.00	0.00
7320402 Vat Withholding Tax	0.00	0.00	0.00	0.00
7320400 Withholding Taxes	0.00	0.00	0.00	0.00
7320000 Other Liabilities	0.00	681,566,524.00	0.00	0.00
7380101 General Withholding Tax	0.00	0.00	0.00	0.00
7380100	0.00	0.00	0.00	0.00

BANK RECONCILIATION

STATE DEPARTMENT FOR HOUSING & URBAN DEVELOPMENT

DEV-STATE DEPT.-HOUSING, URBAN DEV

From Date : 01-JUL-04 To : 30-JUN-17

Bank : Central Bank of Kenya , Branch : Haile Selassie , Account Number : 1000302887

Balance as per bank certificate 1,079,390,459.50

Less --

1. Payment in Cash Book not yet recorded in Bank Statement (Unpresented Cheques) 59,909,031.20

2. Receipts in Bank Statement not yet recorded in Cash Book

Add --

3. Payment in Bank Statement not yet recorded in Cash Book

4. Receipts in Cash Book not yet Recorded in Bank Statement

Bank Balance as per Cash Book 1,019,481,428.30

Reconciled by: Signature: [Signature] Date: 4/5/15

Reviewed by : Signature: Date:

Approved by: Signature: Date:

BANK RECONCILIATION

STATE DEPARTMENT FOR HOUSING & URBAN DEVELOPMENT

From Date : 01-JUL-04 To : 30-JUN-17

DEV-STATE DEPT.-HOUSING, URBAN DEV

Bank : Central Bank of Kenya , Branch : Haile Selassie , Account Number : 1000302887

1. PAYMENTS IN CASH BOOK NOT YET RECORDED IN BANK STATEMENT (UNPRESENTED CHEQUES)

Cheque		Payee	Amount
No	Date		
10000030	23-SEP-16	PATRICK MWENDA BUCHA	169,680.00
10000033	23-SEP-16	TIMOTHY N. WAKIAGA	160,000.00
10000053	26-SEP-16	PATRICK AYOMA OLUCHIRI	22,500.00
10000194	24-OCT-16	COMMISSIONER OF VAT	18,620.70
10000288	26-OCT-16	COMMISSIONER OF VAT	65,948.30
10000332	26-OCT-16	COMMISSIONER OF VAT	78,620.70
10000343	26-OCT-16	PYLLAR SUPPLIES	850,603.45
10000358	27-OCT-16	RICHARD MUHIA NGIGI	20,000.00
10000371	28-OCT-16	PRINCIPAL SECRETARY STATE DEPARTMENT FOR HOUSING AND URBAN DEVELOPMENT	240,847.50
10000390	01-NOV-16	JOSYLINK GENERAL TRADERS	492,439.65
10000392	01-NOV-16	COMMISSIONER OF VAT	73,577.60
10000394	01-NOV-16	COMMISSIONER OF VAT	49,137.95
10000410	07-NOV-16	COMMISSIONER OF INCOME TAX	103,896.00
10000498	16-NOV-16	COMMISSIONER OF VAT	24,279.30
10000529	16-NOV-16	PRINCIPAL SECRETARY STATE DEPARTMENT FOR HOUSING AND URBAN DEVELOPMENT	339,505.00
10000599	28-NOV-16	COMMISSIONER OF VAT	72,413.80
10000610	28-NOV-16	GIDEON KIBET SIGEY	83,000.00
10000616	30-NOV-16	PRINCIPAL SECRETARY STATE DEPARTMENT FOR HOUSING AND URBAN DEVELOPMENT	590,181.20
10000619	30-NOV-16	COMMISSIONER OF VAT	52,500.00
10000620	30-NOV-16	COMMISSIONER OF VAT	51,501.70
10000621	30-NOV-16	COMMISSIONER OF VAT	164,964.05
10000622	30-NOV-16	COMMISSIONER OF VAT	305,266.15
10000623	30-NOV-16	COMMISSIONER OF VAT	37,241.40
10000624	30-NOV-16	COMMISSIONER OF INCOME TAX	177,054.35
10000716	23-DEC-16	COUNTY DIRECTOR OF HOUSING - UASIN GISHU	576,000.00
10000728	23-DEC-16	COUNTY DIRECTOR OF HOUSING - COUNTY DIRECTOR OF HOUSING - MOMBASA	405,000.00
10000741	23-DEC-16	COMMISSIONER OF VAT	55,107.95
10000743	29-DEC-16	PRINCIPAL SECRETARY STATE DEPARTMENT FOR HOUSING AND URBAN DEVELOPMENT	3,006,712.60
10000744	29-DEC-16	COMMISSIONER OF VAT	1,555,196.15
10000745	29-DEC-16	COMMISSIONER OF INCOME TAX	902,013.80
10000763	29-DEC-16	COMMISSIONER OF VAT	14,275.85
10000764	29-DEC-16	COMMISSIONER OF VAT	73,706.90
10000765	29-DEC-16	COMMISSIONER OF VAT	64,117.25
10000937	16-FEB-17	COMMISSIONER OF VAT	451,413.90
10000938	16-FEB-17	COMMISSIONER OF INCOME TAX	261,820.05
10000939	16-FEB-17	PRINCIPAL SECRETARY STATE DEPARTMENT FOR HOUSING AND URBAN DEVELOPMENT	872,733.50
10000949	22-FEB-17	COMMISSIONER OF INCOME TAX	5,782.90
10000997	10-MAR-17	MARTHA TEVE KALOKI	24,661.00
10001065	20-MAR-17	COMMISSIONER OF VAT	77,586.20
10001072	20-MAR-17	COMMISSIONER OF INCOME TAX	611,571.25
10001098	20-MAR-17	COMMISSIONER OF VAT	75,000.00
10001099	20-MAR-17	COMMISSIONER OF VAT	74,741.40
10001100	20-MAR-17	COMMISSIONER OF VAT	25,603.45
10001101	20-MAR-17	COMMISSIONER OF VAT	77,586.20
10001103	20-MAR-17	DAVINKA SUPPLIES AND GENERAL MERCHANTS LIMITED	1,370,258.60
10001117	22-MAR-17	COMMISSIONER OF VAT	134,224.15
10001122	22-MAR-17	COMMISSIONER OF VAT	75,000.00
10001246	28-APR-17	HUDON HASSAN ABDI	10,000.00

BANK RECONCILIATION

STATE DEPARTMENT FOR HOUSING & URBAN DEVELOPMENT

From Date : 01-JUL-04 To : 30-JUN-17

DEV-STATE DEPT.-HOUSING, URBAN DEV

Bank : Central Bank of Kenya , Branch : Haile Selassie , Account Number : 1000302887

1. PAYMENTS IN CASH BOOK NOT YET RECORDED IN BANK STATEMENT (UNPRESENTED CHEQUES)

Cheque		Payee	Amount
No	Date		
10001252	03-MAY-17	PRINCIPAL SECRETARY STATE DEPARTMENT FOR HOUSING AND URBAN DEVELOPMENT	3,943,178.45
10001253	03-MAY-17	COMMISSIONER OF VAT	2,039,575.05
10001324	15-MAY-17	RICHARD NJOROGE MUNGA	15,000.00
10001385	08-JUN-17	COMMISSIONER OF VAT	1,502,725.35
10001386	08-JUN-17	COMMISSIONER OF VAT	1,511,670.70
10001415	14-JUN-17	COMMISSIONER OF INCOME TAX	1,328,537.00
10001431	15-JUN-17	COMMISSIONER OF VAT	47,586.20
10001432	15-JUN-17	COMMISSIONER OF INCOME TAX	743,323.90
10001445	16-JUN-17	JOYCE NJERI GICHOMO	825,300.00
10001463	19-JUN-17	COMMISSIONER OF VAT	4,158,802.20
10001464	19-JUN-17	COMMISSIONER OF VAT	38,209.65
10001465	19-JUN-17	COMMISSIONER OF VAT	2,470,228.10
10001466	19-JUN-17	COMMISSIONER OF VAT	40,200.00
10001467	19-JUN-17	COMMISSIONER OF INCOME TAX	2,412,105.30
10001468	19-JUN-17	COMMISSIONER OF INCOME TAX	1,432,732.30
10001488	20-JUN-17	ONDIEK WALTER AURA	45,000.00
10001492	20-JUN-17	AGNES MUTHONI KINYUA	45,000.00
10001546	21-JUN-17	JASAN KIBAKI MAINA	25,000.00
10001567	21-JUN-17	COMMISSIONER OF VAT	128,793.10
10001573	21-JUN-17	COMMISSIONER OF VAT	76,034.50
10001574	21-JUN-17	COMMISSIONER OF VAT	69,827.60
10001575	21-JUN-17	COMMISSIONER OF VAT	96,982.75
10001578	21-JUN-17	COMMISSIONER OF VAT	142,241.40
10001603	23-JUN-17	EUNICE NDUKU MAWEU	20,000.00
10001636	30-JUN-17	COMMISSIONER OF VAT	47,586.20
10001647	30-JUN-17	COMMISSIONER OF VAT	84,051.70
10001661	30-JUN-17	COMMISSIONER OF VAT	75,000.00
10001667	30-JUN-17	COMMISSIONER OF VAT	20,689.65
10001730	30-JUN-17	HUDON HASSAN ABDI	10,000.00
10001731	30-JUN-17	JULIUS KIPNGETICH ROTICH	10,000.00
10001748	30-JUN-17	BENSON NDUVA NDOLO	20,000.00
10001757	30-JUN-17	JOSHUA MUTISYA NZYUKO	10,000.00
10001787	30-JUN-17	COMMISSIONER OF VAT	82,758.60
10001791	30-JUN-17	COMMISSIONER OF VAT	116,379.30
10001792	30-JUN-17	COMMISSIONER OF VAT	88,189.65
10001793	30-JUN-17	COMMISSIONER OF VAT	80,565.50
10001794	30-JUN-17	COMMISSIONER OF VAT	1,190,269.25
10001795	30-JUN-17	COMMISSIONER OF VAT	61,629.10
10001796	30-JUN-17	COMMISSIONER OF VAT	50,353.45
10001797	30-JUN-17	COMMISSIONER OF VAT	41,431.05
10001798	30-JUN-17	COMMISSIONER OF VAT	65,586.20
10001799	30-JUN-17	COMMISSIONER OF VAT	50,689.65
10001800	30-JUN-17	COMMISSIONER OF VAT	47,017.25
10001801	30-JUN-17	COMMISSIONER OF VAT	82,948.95
10001802	30-JUN-17	COMMISSIONER OF VAT	43,732.75
10001803	30-JUN-17	COMMISSIONER OF VAT	72,620.70
10001804	30-JUN-17	COMMISSIONER OF VAT	93,103.45
10001805	30-JUN-17	COMMISSIONER OF VAT	73,448.30
10001806	30-JUN-17	COMMISSIONER OF VAT	24,827.60
10001807	30-JUN-17	COMMISSIONER OF VAT	88,344.85
10001808	30-JUN-17	COMMISSIONER OF VAT	77,431.05
10001809	30-JUN-17	COMMISSIONER OF VAT	96,982.75
10001810	30-JUN-17	COMMISSIONER OF VAT	92,115.50
10001811	30-JUN-17	COMMISSIONER OF VAT	17,586.20

BANK RECONCILIATION

STATE DEPARTMENT FOR HOUSING & URBAN DEVELOPMENT

From Date : 01-JUL-04 To : 30-JUN-17

DEV-STATE DEPT.-HOUSING, URBAN DEV

Bank : Central Bank of Kenya , Branch : Haile Selassie , Account Number : 1000302887

PAYMENTS IN CASH BOOK NOT YET RECORDED IN BANK STATEMENT (UNPRESENTED CHEQUES)

Cheque		Payee	Amount
No	Date		
10001812	30-JUN-17	COMMISSIONER OF VAT	40,810.35
10001813	30-JUN-17	COMMISSIONER OF VAT	51,724.15
10001814	30-JUN-17	COMMISSIONER OF VAT	59,604.85
10001815	30-JUN-17	COMMISSIONER OF VAT	49,654.15
10001816	30-JUN-17	COMMISSIONER OF VAT	93,672.40
10001817	30-JUN-17	COMMISSIONER OF VAT	84,181.05
10001819	30-JUN-17	COMMISSIONER OF VAT	75,408.60
10001820	30-JUN-17	COMMISSIONER OF VAT	29,151.70
10001821	30-JUN-17	COMMISSIONER OF VAT	67,241.40
10001823	30-JUN-17	COMMISSIONER OF VAT	27,931.05
10001824	30-JUN-17	COMMISSIONER OF VAT	23,505.50
10001825	30-JUN-17	COMMISSIONER OF VAT	51,620.70
10001826	30-JUN-17	COMMISSIONER OF VAT	44,920.10
10001827	30-JUN-17	COMMISSIONER OF INCOME TAX	690,356.15
10001832	30-JUN-17	PAGO AIRWAYS TRAVEL SERVICES LIMITED	33,490.00
10001845	30-JUN-17	COMMISSIONER OF VAT	764,454.10
10001846	30-JUN-17	COMMISSIONER OF VAT	1,322,342.40
10001847	30-JUN-17	COMMISSIONER OF VAT	29,741.40
10001848	30-JUN-17	COMMISSIONER OF VAT	733,200.00
10001849	30-JUN-17	COMMISSIONER OF VAT	179,924.25
10001850	30-JUN-17	COMMISSIONER OF INCOME TAX	443,383.35
10001851	30-JUN-17	COMMISSIONER OF INCOME TAX	766,958.60
10001852	30-JUN-17	COMMISSIONER OF INCOME TAX	425,256.00
10001853	30-JUN-17	COMMISSIONER OF INCOME TAX	104,356.05
10001854	30-JUN-17	Cooleaf Solutions Limited	531,413.80
10001876	30-JUN-17	Green Brand Agencies	935,000.00
10001890	30-JUN-17	COMMISSIONER OF VAT	775,862.05
10001891	30-JUN-17	COMMISSIONER OF VAT	81,724.15
10001897	30-JUN-17	COMMISSIONER OF VAT	25,227.95
10001911	30-JUN-17	COMMISSIONER OF VAT	49,381.00
10001918	30-JUN-17	LEONARD MICAH MOCHOGE	120,000.00
10001932	30-JUN-17	LAKE NAIVASHA SIMBA LODGE	426,000.00
10001933	30-JUN-17	COMMISSIONER OF VAT	41,094.85
10001938	30-JUN-17	COMMISSIONER OF VAT	89,263.45
10001939	30-JUN-17	MARABU ENTERPRISES	1,636,496.55
10001942	30-JUN-17	COMMISSIONER OF VAT	84,051.70
10001945	30-JUN-17	COMMISSIONER OF VAT	87,931.05
10001946	30-JUN-17	ALPEKIWA ENTERPRISES	1,612,068.95
10001947	30-JUN-17	COMMISSIONER OF VAT	125,689.65
10001948	30-JUN-17	COMMISSIONER OF INCOME TAX	185,302.10
10001949	30-JUN-17	ZENNY BLUE LIMITED	861,982.75
10001950	30-JUN-17	Alfa Smart Enterprises	246,551.70
10001951	30-JUN-17	COMMISSIONER OF VAT	31,613.80
10001952	30-JUN-17	infologix kenya	365,086.20
10001953	30-JUN-17	belinya general supplies	1,331,379.30
10001954	30-JUN-17	COMMISSIONER OF VAT	21,103.45
10001955	30-JUN-17	COMMISSIONER OF VAT	26,120.70
10001956	30-JUN-17	COMMISSIONER OF VAT	78,620.70
10001957	30-JUN-17	COMMISSIONER OF VAT	223,655.15
10001958	30-JUN-17	COMMISSIONER OF VAT	319,486.35
10001959	30-JUN-17	COMMISSIONER OF VAT	118,988.80
10001960	30-JUN-17	COMMISSIONER OF VAT	111,724.15
10001961	30-JUN-17	COMMISSIONER OF VAT	111,724.15
10001962	30-JUN-17	COMMISSIONER OF VAT	145,200.00
10001963	30-JUN-17	COMMISSIONER OF VAT	149,482.75

BANK RECONCILIATION

STATE DEPARTMENT FOR HOUSING & URBAN DEVELOPMENT

From Date : 01-JUL-04 To : 30-JUN-17

DEV-STATE DEPT.-HOUSING, URBAN DEV

Bank : Central Bank of Kenya , Branch : Haile Selassie , Account Number : 1000302887

1. PAYMENTS IN CASH BOOK NOT YET RECORDED IN BANK STATEMENT (UNPRESENTED CHEQUES)

Cheque		Payee	Amount
No	Date		
10001964	30-JUN-17	COMMISSIONER OF VAT	93,103.45
10001967	30-JUN-17	COMMISSIONER OF VAT	39,413.80
10001980	30-JUN-17	ROBERT O. ABBOTT SANGORI	130,000.00
10002018	30-JUN-17	COMMISSIONER OF VAT	54,487.60
10002019	30-JUN-17	COMMISSIONER OF VAT	41,379.30
10002020	30-JUN-17	COMMISSIONER OF VAT	6,318.00
10002021	30-JUN-17	COMMISSIONER OF VAT	25,787.05
10002022	30-JUN-17	COMMISSIONER OF VAT	25,557.55
10002023	30-JUN-17	COMMISSIONER OF VAT	15,326.70
10002024	30-JUN-17	COMMISSIONER OF VAT	32,832.00
10002025	30-JUN-17	COMMISSIONER OF VAT	9,300.00
10002026	30-JUN-17	COMMISSIONER OF VAT	85,344.85
10002027	30-JUN-17	COMMISSIONER OF VAT	46,551.70
10002028	30-JUN-17	COMMISSIONER OF VAT	42,889.65
10002029	30-JUN-17	COMMISSIONER OF VAT	21,103.45
10002031	30-JUN-17	COMMISSIONER OF VAT	55,862.05
10002032	30-JUN-17	COMMISSIONER OF VAT	52,758.60
10002033	30-JUN-17	COMMISSIONER OF VAT	50,275.85
10002034	30-JUN-17	COMMISSIONER OF VAT	19,913.80
10002035	30-JUN-17	COMMISSIONER OF VAT	13,448.30
10002036	30-JUN-17	COMMISSIONER OF VAT	46,551.70
10002037	30-JUN-17	COMMISSIONER OF INCOME TAX	31,602.80
10002038	30-JUN-17	COMMISSIONER OF INCOME TAX	14,823.40
10002040	30-JUN-17	EVANS ONYANGO OOKO	300,000.00
10002041	30-JUN-17	PRISCILLAR JUDDY MUTAMBI	395,000.00
Total			59,909,031.20

2. RECEIPTS IN BANK STATEMENT NOT YET RECORDED IN CASH BOOK

Receipts		Amount
No	Date	
Total :		

3. PAYMENTS IN BANK STATEMENT NOT YET RECORDED IN CASH BOOK

Cheque		Amount
No	Date	
Total :		

4. RECEIPTS IN CASH BOOK NOT YET RECORDED IN BANK STATEMENT

Receipts		Amount
No	Date	
Total :		



SUMMARY STATEMENT OF DEPOSITS

Entity: 1094-State Department For Housing & Urban Development

Current Period: JUL-16 To JUN-17

Compare With: JUL-15 To JUN-16

Economic Item	6550101 - Ministry HQ Deposit Bank A/C	
	Current Period	Previous Period
Opening Balance	0.00	0.00
Transfers of retentions during the year	850,228,602.75	0.00
Payments made out of deposit account during the year	166,198,610.30	0.00
Closing Balance	684,029,992.45	0.00
Principal Secretary Controller	Principal Accounts	

The Statement has been prepared, reviewed and approved by the following:

Prepared By: _____ *[Signature]*

Date: 4/15/16

Reviewed By: _____

Date: _____

Approved By: _____

Date: _____



Statement of Budget Execution - Recurrent Expenditure
 Entity: 1094-State Department For Housing & Urban Development
 Current Period: JUL-16 To JUN-17

	Note	Printed Estimate	Reallocation / Transfer	Supplementary Estimates	Final Approved Estimate (Net)	Actual	Budget Utilization Differences	% of Utilization
		a	b	c	D=a+b+c	e	f=d-e	g=e/d%
RECEIPTS								
Tax Receipts	1	0.00	0.00	0.00	0.00	0.00	0.00	0.00%
Social Security Contribution	2	0.00	0.00	0.00	0.00	0.00	0.00	0.00%
Proceeds from Domestic and Foreign Grants	3	0.00	0.00	0.00	0.00	0.00	0.00	0.00%
Exchequer releases	4	0.00	0.00	0.00	0.00	1,295,000,000.00	(1,295,000,000.00)	0.00%
Transfers from Other Government Entities	5	0.00	0.00	0.00	0.00	0.00	0.00	0.00%
Proceeds from Domestic Borrowings	6	0.00	0.00	0.00	0.00	0.00	0.00	0.00%
Proceeds from Foreign Borrowings	7	0.00	0.00	0.00	0.00	0.00	0.00	0.00%
Proceeds from Sales of Assets	8	0.00	0.00	0.00	0.00	0.00	0.00	0.00%
Reimbursements and Refunds	9	0.00	0.00	0.00	0.00	0.00	0.00	0.00%
Returns of Equity Holdings	10	0.00	0.00	0.00	0.00	0.00	0.00	0.00%
Other Receipts	11	0.00	0.00	0.00	0.00	0.00	0.00	0.00%
Total		0.00	0.00	0.00	0.00	1,295,000,000.00	(1,295,000,000.00)	0.00%
PAYMENTS								
Compensation of Employees	12	480,484,900.00	0.00	50,000,000.00	530,484,900.00	528,651,429.20	1,833,470.80	99.65%
Use of goods and Services	13	356,012,476.00	0.00	(13,724,754.00)	342,287,722.00	333,361,566.10	8,926,155.90	97.39%
Subsidies	14	0.00	0.00	0.00	0.00	0.00	0.00	0.00%
Transfers to Other Government Units	15	0.00	0.00	410,231,848.00	410,231,848.00	410,231,848.00	0.00	100.00%
Other Grants and Transfers	16	16,939,248.00	0.00	0.00	16,939,248.00	14,668,860.50	2,270,387.50	86.60%
Social Security Benefits	17	150,000.00	0.00	0.00	150,000.00	150,000.00	0.00	100.00%
Acquisition of Assets	18	8,712,820.00	0.00	8,856,306.00	17,569,126.00	15,821,250.50	1,747,875.50	90.05%
Finance Costs, including Loan Interest	19	0.00	0.00	0.00	0.00	0.00	0.00	0.00%
Repayment of Principal on Domestic and Foreign Borrowing	20	0.00	0.00	0.00	0.00	0.00	0.00	0.00%
Other payments	21	0.00	0.00	0.00	0.00	0.00	0.00	0.00%
Total		862,299,444.00	0.00	455,363,400.00	1,317,662,844.00	1,302,884,954.30	(440,585,510.30)	151.09%



Statment of Budget Execution - Recurrent Expenditure
Entity: 1094-State Department For Housing & Urban Development
Current Period: JUL-16 To JUN-17

The Statement has been prepared, reviewed and approved by the following:

Prepared By:

Date:





Reviewed By:

Date:

Approved By:

Date:



NOTES TO THE FINANCIAL STATEMENTS

Entity: 1094-State Department For Housing & Urban Development

Current Period: JUL-16 To JUN-17

Compare With: JUL-15 To JUN-16

2 Social Security Contribution

Item Description	Item Code	Current Period	Previous Period
		Kshs	Kshs
Health Insurance Contribution		0.00	0.00
NHIF Health Insurance Contributions		0.00	0.00
Contributions from Govt. Employees for Social & Welfare Schemes		0.00	0.00
TOTAL		0.00	0.00

4 Exchequer releases

Item Description	Item Code	Current Period	Previous Period
		Kshs	Kshs
Exchequer Releases/Provisioning Account		10,855,020,511.00	0.00
TOTAL		10,855,020,511.00	0.00

5 Transfers from Other Government Entities

Item Description	Item Code	Current Period	Previous Period
		Kshs	Kshs
Grants received by Central Govt from General Govt units		0.00	0.00
Grants Received from General Govt units by Local Authorities		0.00	0.00
Grants to Fund Accounts from Central Govt Budget		0.00	0.00
Grants to other General Govt units from General Govt units		0.00	0.00
TOTAL		0.00	0.00

6 Proceeds from Domestic Borrowings

Item Description	Item Code	Current Period	Previous Period
		Kshs	Kshs
Borrowing within General Government		0.00	0.00
Borrowing from Monetary Authorities (Central Bank)		0.00	0.00
Other Domestic Depository Corporations (Commercial Banks)		0.00	0.00
Borrowing from Other Domestic Financial Institutions		0.00	0.00
Borrowing from Other Domestic Creditors		0.00	0.00
TOTAL		0.00	0.00

7 Proceeds from Foreign Borrowings

Item Description	Item Code	Current Period	Previous Period
		Kshs	Kshs
Foreign Borrowings - Drawdowns through Exchequer		0.00	0.00
Foreign Borrowing-Direct Payments		3,864,144,627.55	0.00
Foreign Currency and Foreign Deposits		0.00	0.00
Other Foreign Accounts Payable		0.00	0.00
TOTAL		3,864,144,627.55	0.00

8 Proceeds from Sales of Assets

Item Description	Item Code	Current Period	Previous Period
		Kshs	Kshs
Receipts from the Sale of Buildings - Paid to Exchequer		0.00	0.00
Receipts from the Sale of Buildings		0.00	0.00
Receipts from sale of other st		0.00	0.00
Receipts from sale of other st		0.00	0.00
Receipts from the Sale of Vehicles and Transport Equipment - Paid to Exchequer		0.00	0.00
Receipts from the Sale of Vehicles and Transport		0.00	0.00

Item Description	Item Code	Current Period	Previous Period
Equipment			
Receipts from the Sale of Plant Machinery and Equipment - Paid to Exchequer		0.00	0.00
Receipts from the Sale Plant Machinery and Equipment		0.00	0.00
Receipts from Sale of Certified Seeds and Breeding Stock - Paid to Exchequer		0.00	0.00
Receipts from Sale of Certified Seeds and Breeding Stock		0.00	0.00
Receipts from the Sale of Strategic Reserves Stocks		0.00	0.00
Receipts from the Sale of Other Inventories, Stocks, and Commodities		0.00	0.00
Receipts from the Sale of Inventories, Stocks and Commodities		0.00	0.00
Receipts from the Sale of Land		0.00	0.00
Receipts from the Sale of Other Naturally Occurring Non-Produced Assets		0.00	0.00
Receipts from the Sale of Intangible Non-Produced Assets		0.00	0.00
Receipts from the Sale of Non-Produced Assets Collected as AIA		0.00	0.00
Repayments from Loans to Government Agencies and Other Levels of Government		0.00	0.00
Loans to Non-Financial Public Enterprises		0.00	0.00
Loans to Financial Institutions		0.00	0.00
Repayments from Domestic Loans to Individuals and Households		0.00	0.00
Repayments from lending to Foreign Govts.		0.00	0.00
Repayments from lending to International Orgns.		0.00	0.00
Repayments from lending to Foreign Non - Financial Enterps. & Financial Instns.		0.00	0.00
Repayments from Other Foreign Lending		0.00	0.00
Sales and Disposals of Equity Holdings in Domestic Public Non - Financial Enterprises		0.00	0.00
Sales and Disposals of Equity Holdings in Domestic Public Financial institutions		0.00	0.00
Sales and Disposals of Other Equity Holdings		0.00	0.00
Sales and Disposals of Equity Holdings in Foreign Financial Instns. and Domestic Financial Instns. operating abroad		0.00	0.00
Sales and Disposals of Equity Holdings in Foreign Enterps. Financial Instns. and Domestic Financial Instns. operating abroad		0.00	0.00
Redemption/ Disposal of Other Financial Assets		0.00	0.00
Refund of Bonds paid as Deposits for Guarantees		0.00	0.00
TOTAL		0.00	0.00

9 Reimbursements and Refunds

Item Description	Item Code	Current Period	Previous Period
		Kshs	Kshs
Refund from World Food Programme (WFP)		0.00	0.00
Reimbursement of Audit Fees		0.00	0.00
Reimbursement on Messing Charges (UNICEF)		0.00	0.00
Reimbursement from World Bank - ECD		0.00	0.00
Reimbursement from Individuals and Private Organizations		0.00	0.00
Reimbursement from Local Government Authorities		0.00	0.00
Reimbursement from Statutory Organizations		0.00	0.00
Reimbursement within Central Government		0.00	0.00
Reimbursement Using Bonds		0.00	0.00
Reimbursements and Refunds - Other (Budget)		0.00	0.00
TOTAL		0.00	0.00

11 Other Receipts

Item Description	Item Code	Current Period	Previous Period
		Kshs	Kshs
Interest Received		0.00	0.00
Profits and Dividends		0.00	0.00
Withdrawals from Income of Quasi-corporations		0.00	0.00
Rents on land, houses and buildings		0.00	0.00
Other Property Income collected as AIA		0.00	0.00
Sales of Market Establishment		0.00	0.00
Administrative Fees and Charges		0.00	0.00
Administrative Fees and Charges collected as AIA		0.00	0.00

Item Description	Item Code	Current Period	Previous Period
Incidental Sales by Non-Market Establishments		0.00	0.00
Incidental Sales by Non-Market Establishments Collected as AIA		0.00	0.00
Receipts from Sale of Incidental Goods		0.00	0.00
Fines, Penalties, Forfeitures and other Charges		0.00	0.00
Current Grants from International NGOs paid through Exchequer		0.00	0.00
Capital Grants from International NGOs paid through Exchequer		0.00	0.00
Current Grants from International NGOs collected as AIA		0.00	0.00
Capital Grants from International NGOs collected as AIA		0.00	0.00
Other Voluntary Transfers for Current purposes		0.00	0.00
Other Voluntary Transfers for Capital purposes		0.00	0.00
Paid to Exchequer		0.00	0.00
Receipts Not Classified Elsewhere		0.00	0.00
		0.00	0.00
		0.00	0.00
Business Permits		0.00	0.00
Cesses		0.00	0.00
Poll Rates		0.00	0.00
Plot Rents		0.00	0.00
Other Local Levies		0.00	0.00
Administrative Services Fees		0.00	0.00
Various Fees		0.00	0.00
Council'S Natural Resources Exploitation		0.00	0.00
Sales Of Council Assets		0.00	0.00
Lease / Rental Of Council'S Infrastructure Assets		0.00	0.00
Other Miscellaneous Revenues		0.00	0.00
Other Miscellaneous Revenues		0.00	0.00
Insurance Claims Recovery		0.00	0.00
Medium Term Loans (1-3 Yr Repayment)		0.00	0.00
Long Term Loans (Over 3 Yr Rpayment)		0.00	0.00
Transfers From Reserve Funds		0.00	0.00
Donations		0.00	0.00
Fund Raising Events		0.00	0.00
Other Revenues From Financial Assets Loan		0.00	0.00
		0.00	0.00
Market/Trade Centre Fee		0.00	0.00
Vehicle Parking Fees		0.00	0.00
Housing		0.00	0.00
Social Premises Use Charges		0.00	0.00
School Fees		0.00	0.00
Other Education-Related Fees		0.00	0.00
Other Education Revenues		0.00	0.00
Public Health Services		0.00	0.00
Public Health Facilities Operations		0.00	0.00
Environment & Conservancy Administration		0.00	0.00
Slaughter Houses Administration		0.00	0.00
Water Supply Administration		0.00	0.00
Sewerage Administration		0.00	0.00
Other Health & Sanitation Revenues		0.00	0.00
Technical Services Fees		0.00	0.00
External Services Fees		0.00	0.00
		0.00	0.00
System Required Revenue A/cs		0.00	0.00
TOTAL		0.00	0.00

12 Compensation of Employees

Item Description	Item Code	Current Period	Previous Period
		Kshs	Kshs
Basic Salaries - Permanent Employees		347,823,836.50	0.00
Basic Wages - Temporary Employees		1,999,993.90	0.00
Personal Allowances paid as part of Salary		178,827,598.80	0.00
Personal Allowances paid as Reimbursements		0.00	0.00
Personal Allowances provided in Kind		0.00	0.00
Employer Contributions to Compulsory National Social Security Schemes		0.00	0.00
Employer Contributions to Compulsory Health Insurance Schemes		0.00	0.00
USE OF GOODS AND SERVICES		0.00	0.00
TOTAL		528,651,429.20	0.00

13 Use of goods and Services

Item Description	Item Code	Current Period	Previous Period
		Kshs	Kshs
Utilities, Supplies and Services		10,048,646.75	0.00
Communication, Supplies and Services		23,464,316.50	0.00
Domestic Travel and Subsistence, and Other Transportation Costs		83,053,687.45	0.00
Foreign Travel and Subsistence, and other transportation costs		6,961,422.10	0.00
Printing , Advertising and Information Supplies and Services		4,271,729.00	0.00
Rentals of Produced Assets		92,274,481.55	0.00
Training Expenses		13,162,552.15	0.00
Hospitality Supplies and Servi		15,136,339.70	0.00
Insurance Costs		0.00	0.00
Specialised Materials and Supp		44,970,918.40	0.00
Office and General Supplies and Services		47,640,987.90	0.00
Fuel Oil and Lubricants		12,108,424.50	0.00
Other Operating Expenses		625,636,268.15	0.00
Routine Maintenance - Vehicles		9,122,606.30	0.00
Routine Maintenance - Other Assets		7,643,222.00	0.00
Exchange Rate Losses		0.00	0.00
TOTAL		995,495,602.45	0.00

15 Transfers to Other Government Units

Item Description	Item Code	Current Period	Previous Period
		Kshs	Kshs
Current Grants to Government Agencies and other Levels of Government		410,231,848.00	0.00
Capital Grants to Government Agencies and other Levels of Government		50,000,000.00	0.00
Other Current Transfers, Grants and Subsidies		0.00	0.00
Other Capital Grants and Trans		0.00	0.00
Exchequer Provisions		0.00	0.00
County Transfers		0.00	0.00
TOTAL		460,231,848.00	0.00

16 Other Grants and Transfers

Item Description	Item Code	Current Period	Previous Period
		Kshs	Kshs
Grants and Transfers to Foreign Governments		0.00	0.00
Membership Fees and Dues and Subscriptions to international Organizations		14,668,860.50	0.00
Membership Fees and Dues and Subscriptions to International Organizations (Continued)		0.00	0.00
Scholarships and other Educational Benefits		0.00	0.00
Emergency Relief and Refugee Assistance		0.00	0.00
Grants to Small Businesses, Cooperatives, and Self Employed		0.00	0.00
		0.00	0.00
TOTAL		14,668,860.50	0.00

17 Social Security Benefits

Item Description	Item Code	Current Period	Previous Period
		Kshs	Kshs
Government Pension and Retirement Benefits		150,000.00	0.00
Social Security Benefits		0.00	0.00
Employer Social Benefits		0.00	0.00
Refund of Pension to UK Government		0.00	0.00
		0.00	0.00
TOTAL		150,000.00	0.00

18 Acquisition of Assets

Item Description	Item Code	Current Period	Previous Period
		Kshs	Kshs
Purchase of Buildings		0.00	0.00
Construction of Building		128,147,503.25	0.00
Refurbishment of Buildings		137,310,398.45	0.00
Construction of Roads		234,716,054.55	0.00
Construction and Civil Works		11,745,977,673.65	0.00

Item Description	Item Code	Current Period	Previous Period
Overhaul and Refurbishment of Construction and Civil Works		204,753,386.65	0.00
Purchase of Vehicles and Other Transport Equipment		26,845,428.00	0.00
Overhaul of Vehicles and Other Transport Equipment		415,000.00	0.00
Purchase of Household Furniture and Institutional Equipment		0.00	0.00
Purchase of Office Furniture and General Equipment		10,600,000.00	0.00
Purchase of Specialised Plant, Equipment and Machinery		2,360,822.50	0.00
Rehabilitation and Renovation of Plant, Machinery and Equipment		0.00	0.00
Purchase of Certified Seeds, Breeding Stock and Live Animals		0.00	0.00
Research, Feasibility Studies, Project Preparation and Design, Project Supervision		402,496,941.95	0.00
Rehabilitation of Civil Works		0.00	0.00
Purchase of Specialised Plant		0.00	0.00
Acquisition of Strategic Stocks		0.00	0.00
Acquisition of Other Inventori		0.00	0.00
Acquisition of Land		0.00	0.00
Acquisition of Other Intangible Assets		0.00	0.00
TOTAL		12,893,623,209.00	0.00

19 Finance Costs, including Loan Interest

Item Description	Item Code	Current Period	Previous Period
		Kshs	Kshs
Interest Payments on Foreign Borrowing		0.00	0.00
Interest Payments on Guaranteed Debt		0.00	0.00
TOTAL		0.00	0.00

20 Repayment of Principal on Domestic and Foreign Borrowing

Item Description	Item Code	Current Period	Previous Period
		Kshs	Kshs
Repayments on Borrowings from General Government		0.00	0.00
Repayments on Borrowings from Monetary Authorities (Central Bank)		0.00	0.00
Repayments on Borrowings from Other Domestic Depository Corporations (Commercial Banks)		0.00	0.00
Repayments on Borrowings from Other Domestic Financial Institutions		0.00	0.00
Repayments on Borrowings from Other Domestic Creditors		0.00	0.00
Principal Repayments on Foreign Borrowing		0.00	0.00
Principal Repayments on Guaranteed Domestic Debt Taken over by Government		0.00	0.00
Principal Repayments on Guaranteed Foreign Debt Taken over by Government		0.00	0.00
Repayments on Borrowings from Other Domestic Creditors - Private Enterprises		0.00	0.00
Repayments on Borrowings from Other Domestic Creditors - Public Enterprises		0.00	0.00
TOTAL		0.00	0.00

21 Other payments

Item Description	Item Code	Current Period	Previous Period
		Kshs	Kshs
Budget Reserves		0.00	0.00
Civil Contingency Reserves		0.00	0.00
Capital Transfer to Non Financial Public Enterprises		0.00	0.00
Capital Transfer to Public Financial Institutions and Enterprises		0.00	0.00
Capital Transfer to Private Non-Financial Enterprises		0.00	0.00
System Required Expenses		0.00	0.00
TOTAL		0.00	0.00

22A Bank Balances

Item Description	Item Code	Current Period	Previous Period
		Kshs	Kshs
Special Accounts		0.00	0.00

Item Description	Item Code	Current Period	Previous Period
Treasury Bank Accounts (Exchequer and CRF Accounts)		0.00	0.00
Recurrent Bank Accounts		7,722.80	0.00
Development Bank Accounts		74,642.10	0.00
Deposit Bank Account		684,029,992.45	0.00
Project Specific Bank Accounts		0.00	0.00
Foreign Currency and Foreign D		0.00	0.00
TOTAL		684,112,357.35	0.00

22B Cash Balances

Item Description	Item Code	Current Period	Previous Period
		Kshs	Kshs
Cash in Hand		1,646.10	0.00
Foreign Currency and Foreign D		0.00	0.00
TOTAL		1,646.10	0.00

23 Accounts Receivables - Outstanding Imprest and Clearance Accounts

Item Description	Item Code	Current Period	Previous Period
		Kshs	Kshs
Domestic Debtors & Advances		0.00	0.00
Debtors & Advances - Govt Owne		0.00	0.00
Foreign Debtors & Advances		0.00	0.00
Other Debtors & Pre-payments		0.00	0.00
Government Imprests		16,651,602.00	0.00
Agency Accounts		0.00	0.00
Suspense & Clearance Account		9,608,576.40	0.00
Other Current Assets (System r		0.00	0.00
TOTAL		26,260,178.40	0.00

24. ACCOUNTS PAYABLE

Item Description	Item code	Current Period	Previous Period
		Kshs	Kshs
Other Liabilities	7320000	681,566,523.95	0.00
Deposits	7310000	2,463,468.50	0.00
Withholding Taxes	7380000	0.00	0.00
System Required Liabilities A/cs	7390000	0.00	0.00
TOTAL		684,029,992.45	0.00

25. FUND BALANCES BROUGHT FORWARD

Item Description	Item Code	Current Period	Previous Period
		Kshs	Kshs
Opening Balance Bank	22A	0.00	0.00
Opening Balance Cash	22B	0.00	0.00
Opening Balance Receivables - Imprest and Clearance Accounts	23	0.00	0.00
Opening Balance - Deposits	24	0.00	0.00
TOTAL		0.00	0.00



Statement of Budget Execution - Development Expenditure
 Entity: 1034-State Department For Housing & Urban Development
 Current Period: JUL-16 To JUN-17

	Note	Printed Estimate	Reallocation / Transfer	Supplementary Estimates	Final Approved Estimate (Net)	Actual	Budget Utilization Differences	% of Utilization
		a	b	c	D=a+b+c	e	f=d-e	g=e/d%
RECEIPTS								
Tax Receipts	1	0.00	0.00	0.00	0.00	0.00	0.00	0.00%
Social Security Contribution	2	0.00	0.00	0.00	0.00	0.00	0.00	0.00%
Proceeds from Domestic and Foreign Grants	3	688,000,000.00	0.00	(387,400,000.00)	300,600,000.00	200,000,000.00	100,600,000.00	66.53%
Exchange releases	4	0.00	0.00	0.00	0.00	9,560,020,511.00	(9,560,020,511.00)	0.00%
Transfers from Other Government Entities	5	0.00	0.00	0.00	0.00	0.00	0.00	0.00%
Proceeds from Domestic Borrowings	6	0.00	0.00	0.00	0.00	0.00	0.00	0.00%
Proceeds from Foreign Borrowings	7	5,200,000,000.00	0.00	(950,000,000.00)	4,250,000,000.00	3,864,144,627.55	385,855,372.45	90.92%
Proceeds from Sales of Assets	8	37,000,000.00	0.00	27,000,000.00	64,000,000.00	0.00	64,000,000.00	0.00%
Reimbursements and Refunds	9	0.00	0.00	0.00	0.00	0.00	0.00	0.00%
Returns of Equity Holdings	10	0.00	0.00	0.00	0.00	0.00	0.00	0.00%
Other Receipts	11	0.00	0.00	0.00	0.00	0.00	0.00	0.00%
Total		5,925,000,000.00	0.00	(1,310,400,000.00)	4,614,600,000.00	13,624,165,138.55	(7,699,165,138.55)	229.94%
EXPENDITURES								
Compensation of Employees	12	0.00	0.00	0.00	0.00	0.00	0.00	0.00%
Purchase of Goods and Services	13	672,500,000.00	2,955,600.00	110,100,000.00	785,555,600.00	662,134,036.35	123,421,563.65	84.29%
Subsidies	14	0.00	0.00	0.00	0.00	0.00	0.00	0.00%
Transfers to Other Government Units	15	87,000,000.00	0.00	0.00	87,000,000.00	50,000,000.00	37,000,000.00	57.47%
Other Grants and Transfers	16	0.00	0.00	0.00	0.00	0.00	0.00	0.00%
Social Security Benefits	17	0.00	0.00	0.00	0.00	0.00	0.00	0.00%
Acquisition of Assets	18	18,529,520,000.00	(2,955,600.00)	(3,187,685,000.00)	15,338,879,400.00	12,877,801,958.50	2,461,077,441.50	83.96%
Finance Costs, including Loan Interest	19	0.00	0.00	0.00	0.00	0.00	0.00	0.00%
Payment of Principal on Domestic and Foreign Borrowing	20	0.00	0.00	0.00	0.00	0.00	0.00	0.00%
Other payments	21	0.00	0.00	0.00	0.00	0.00	0.00	0.00%
Total		19,289,020,000.00	0.00	(3,077,585,000.00)	16,211,435,000.00	13,589,935,994.85	5,699,084,005.15	70.45%




Statement of Budget Execution - Development Expenditure
Entity: 1094-State Department For Housing & Urban Development
Current Period: JUL-16 To JUN-17

The Statement has been prepared, reviewed and approved by the following:

Prepared By:

Date:





Reviewed By:

Date:

Approved By:

Date:



STATEMENT OF CASH FLOW

Entity: 1094-State Department For Housing & Urban Development

Current Period: JUL-16 To JUN-17

Compare With: JUL-15 To JUN-16

	Note	Current Period	Previous Period
		Kshs	Kshs
Receipts and operating income			
Tax Receipts	1	0.00	0.00
Social Security Contribution	2	0.00	0.00
Proceeds from Domestic and Foreign Grants	3	200,000,000.00	0.00
Exchequer releases	4	10,855,020,511.00	0.00
Transfers from Other Government Entities	5	0.00	0.00
Reimbursements and Refunds	9	0.00	0.00
Returns of Equity Holdings	10	0.00	0.00
Other Receipts	11	0.00	0.00
Payments for Operating Expenses			
Compensation of Employees	12	528,651,429.20	0.00
Use of goods and Services	13	995,495,602.45	0.00
Subsidies	14	0.00	0.00
Transfers to Other Government Units	15	460,231,848.00	0.00
Other Grants and Transfers	16	14,668,860.50	0.00
Social Security Benefits	17	150,000.00	0.00
Finance Costs, including Loan Interest	19	0.00	0.00
Other payments	21	0.00	0.00
Adjusted for :			
Adjustments during the year		657,769,814.05	0.00
Net Cash From Operating Activities	A	9,713,592,584.90	0.00
Cash Flow From Investing Activities			
Proceeds from Sales of Assets	8	0.00	0.00
Acquisition of Assets	18	12,893,623,209.00	0.00
Net Cash Flow From Investing Activities	B	(12,893,623,209.00)	0.00
Cash Flow From Borrowing Activities			
Proceeds from Domestic Borrowings	6	0.00	0.00
Proceeds from Foreign Borrowings	7	3,864,144,627.55	0.00
Repayment of Principal on Domestic and Foreign Borrowing	20	0.00	0.00
Net Cash Flow From Financing Activities	C	3,864,144,627.55	0.00
NET INCREASE IN CASH AND CASH EQUIVALENT	A+B+C	684,114,003.45	0.00
Cash and Cash Equivalent at BEGINNING of The Year		0.00	0.00
Cash and Cash Equivalent at END of The Year	22A+22B	684,114,003.45	0.00

The Statement has been prepared, reviewed and approved by the following:

Prepared By: _____

Date: _____

Reviewed By: _____

Date: _____

Approved By: _____

Date: _____



STATEMENT OF RECEIPTS AND PAYMENTS

Entity: 1094-State Department For Housing & Urban Development

Current Period: JUL-16 To JUN-17

Compare With: JUL-15 To JUN-16

	Note	Current Period	Previous Period
RECEIPTS			
Tax Receipts	1	0.00	0.00
Social Security Contribution	2	0.00	0.00
Proceeds from Domestic and Foreign Grants	3	200,000,000.00	0.00
Exchequer releases	4	10,855,020,511.00	0.00
Transfers from Other Government Entities	5	0.00	0.00
Proceeds from Domestic Borrowings	6	0.00	0.00
Proceeds from Foreign Borrowings	7	3,864,144,627.55	0.00
Proceeds from Sales of Assets	8	0.00	0.00
Reimbursements and Refunds	9	0.00	0.00
Returns of Equity Holdings	10	0.00	0.00
Other Receipts	11	0.00	0.00
TOTAL RECEIPTS		14,919,165,138.55	0.00
PAYMENTS			
Compensation of Employees	12	528,651,429.20	0.00
Use of goods and Services	13	995,495,602.45	0.00
Subsidies	14	0.00	0.00
Transfers to Other Government Units	15	460,231,848.00	0.00
Other Grants and Transfers	16	14,668,860.50	0.00
Social Security Benefits	17	150,000.00	0.00
Acquisition of Assets	18	12,893,623,209.00	0.00
Finance Costs, including Loan Interest	19	0.00	0.00
Repayment of Principal on Domestic and Foreign Borrowing	20	0.00	0.00
Other payments	21	0.00	0.00
TOTAL PAYMENTS		14,892,820,949.15	0.00
SURPLUS/DEFICIT		26,344,189.40	0.00

The Statement has been prepared, reviewed and approved by the following:

Prepared By: _____

Date: 11/17/17

Reviewed By: _____

Date: _____

Approved By: _____

Date: _____



Statement of Financial Position

Entity: 1094-State Department For Housing & Urban Development

Current Period: JUL-16 To JUN-17

Compare With: JUL-15 To JUN-16

	Note	Current Period	Previous Period
		Kshs	Kshs
FINANCIAL ASSETS			
Cash and Cash Equivalents			
Bank Balances	22A	684,112,357.35	0.00
Cash Balances	22B	1,646.10	0.00
Total Cash And Cash Equivalents		684,114,003.45	0.00
Accounts Receivables - Outstanding Imprest and Clearance Accounts	23	26,260,178.40	0.00
TOTAL FINANCIAL ASSETS		710,374,181.85	0.00
Financial Liabilities			
Accounts Payables - Deposits	24	684,029,992.45	0.00
NET FINANCIAL ASSETS		26,344,189.40	0.00
REPRESENTED BY			
Fund Balance b/fwd	25	0.00	0.00
Surplus/Deficit for the Year		26,344,189.40	0.00
NET FINANCIAL POSITION		26,344,189.40	0.00

The Statement has been prepared, reviewed and approved by the following:

Prepared By: _____ *cto*

Date: _____ *24/11/16*

Reviewed By: _____

Date: _____

Approved By: _____

Date: _____

BANK RECONCILIATION

STATE DEPARTMENT FOR HOUSING & URBAN DEVELOPMENT

From Date : 01-JUL-04 To : 30-JUN-17

REC-STATE DEPT.-HOUSING, URBAN DEVELOPMENT

Bank : Central Bank of Kenya , Branch : Haile Selassie , Account Number : 1000302879

PAYMENTS IN CASH BOOK NOT YET RECORDED IN BANK STATEMENT (UNPRESENTED CHEQUES)

Cheque		Payee	Amount
No	Date		
81	16-AUG-16	PRINCIPAL SECRETARY STATE DEPARTMENT FOR HOUSING AND URBAN DEVELOPMENT	74,565.40
214	25-AUG-16	PRINCIPAL SECRETARY STATE DEPARTMENT FOR HOUSING AND URBAN DEVELOPMENT	33,904.60
384	05-SEP-16	ELIZABETH NYAKERARIO NYANDIEKA	33,600.00
415	07-SEP-16	HANNAH WANJIRU KIMANI	60,000.00
466	19-SEP-16	JANE WAMBUI KARIUKI	60,000.00
566	29-SEP-16	LYDIA OPAKA LITUNYA	60,000.00
878	14-OCT-16	KAREN SARAH WANJIRA NGURETI	22,500.00
908	17-OCT-16	JACQUELINE JOHN ABILLAH	10,000.00
921	18-OCT-16	GRACE NYAKARA MAYORE	292,800.00
1102	26-OCT-16	JAMII BORA BANK LIMITED	10,602.00
1105	26-OCT-16	HARAMBEE SAVINGS AND CREDIT COOPERATIVE SOCIETY	28,454.40
1124	26-OCT-16	MBEERE WELFARE	200.00
1125	26-OCT-16	SWA DPM WELFARE ASSOCIATION	200.00
1137	26-OCT-16	PRINCIPAL SECRETARY STATE DEPARTMENT FOR HOUSING AND URBAN DEVELOPMENT	753,850.00
1669	28-NOV-16	ARDHI SOCIAL WELFARE ASSOCIATION	1,650.00
1854	22-DEC-16	SAUTI SACCO	1,695.00
1896	22-DEC-16	GOVERNMENT PRINTERS	13,920.00
1942	22-DEC-16	HIGHER EDUCATIONS LOANS BOARD	72,154.20
1998	23-DEC-16	COUNTY DIRECTOR OF HOUSING - UASIN GISHU	84,135.00
2469	01-FEB-17	IMMIGRATION WELFARE	200.00
2473	01-FEB-17	NYERI TEACHERS SAVINGS AND CREDIT COOPERATIVE SOCIETY LIMITED	1,145.00
2525	02-FEB-17	DANIEL MOKUA NYABERI	240,000.00
2697	22-FEB-17	DOROTHY WANJIKU KINYUA	20,000.00
2760	24-FEB-17	UNITED VISION GROUP	5,000.00
2767	24-FEB-17	KENINDIA ASSURANCE COMPANY LIMITED	21,870.70
2857	28-FEB-17	VICTOR ONYANGO OGUTU	87,822.00
2859	01-MAR-17	PHILIP AMWATA OSORO	36,400.00
2860	01-MAR-17	SALOME WAMBUI KUNGU	10,000.00
2862	01-MAR-17	SOPHIA WANJIKU GITUNDU	21,700.00
2879	09-MAR-17	CATHERINE NDURU IKIARA	10,712.00
2946	16-MAR-17	COMMISSIONER OF VAT	7,846.55
3069	24-MAR-17	LETSHEGO KENYA LIMITED	22,431.40
3095	24-MAR-17	WANAANGA SAVINGS AND CREDIT COOPERATIVE SOCIETY LIMITED	15,906.65
3167	24-MAR-17	HIGHER EDUCATIONS LOANS BOARD	72,484.00
3170	24-MAR-17	KIAMBU COUNTY COUNCIL SWG	500.00
3379	26-APR-17	JOGOO SACCO SOCIETY LIMITED	37,376.20
3406	26-APR-17	LETSHEGO KENYA LIMITED	12,221.40
3409	26-APR-17	BARCLAYS BANK KENYA LIMITED	598,316.00
3428	26-APR-17	HOUSING FINANCE COMPANY OF KENYA	513,216.50
3446	26-APR-17	PRINCIPAL SECRETARY STATE DEPARTMENT FOR HOUSING AND URBAN DEVELOPMENT	824,650.00
3447	26-APR-17	PRINCIPAL SECRETARY STATE DEPARTMENT FOR HOUSING AND URBAN DEVELOPMENT	54,532.55
3658	16-MAY-17	EPHRAIM AKIBAYA MUSAMBULI	65,000.00
3762	24-MAY-17	FOREST ROAD FLATS LIMITED	11,281,723.30
3763	24-MAY-17	COMMISSIONER OF VAT	715,086.20
3766	25-MAY-17	COMMISSIONER OF INCOME TAX	3,988.10
3767	25-MAY-17	HARON IMWANA OSWANA	38,900.00
3769	25-MAY-17	COMMISSIONER OF VAT	6,876.00

BANK RECONCILIATION

STATE DEPARTMENT FOR HOUSING & URBAN DEVELOPMENT

From Date : 01-JUL-04 To : 30-JUN-17

REC-STATE DEPT.-HOUSING, URBAN DEVELOPMENT

Bank : Central Bank of Kenya , Branch : Haile Selassie , Account Number : 1000302879

1. PAYMENTS IN CASH BOOK NOT YET RECORDED IN BANK STATEMENT (UNPRESENTED CHEQUES)

Cheque		Payee	Amount
No	Date		
3811	26-MAY-17	PRINCIPAL SECRETARY STATE DEPARTMENT FOR HOUSING AND URBAN DEVELOPMENT	781,550.00
3812	26-MAY-17	PRINCIPAL SECRETARY STATE DEPARTMENT FOR HOUSING AND URBAN DEVELOPMENT	9,500.00
3826	26-MAY-17	PRINCIPAL SECRETARY STATE DEPARTMENT FOR HOUSING AND URBAN DEVELOPMENT	45,551.20
3844	26-MAY-17	SAUTI SACCO	7,890.00
3998	20-JUN-17	CIC INSURANCE GROUP	10,968.75
4001	20-JUN-17	BRITISH AMERICAN INSURANCE COMPANY K LIMITED	127,731.70
4007	20-JUN-17	METROPOLITAN LIFE INSURANCE K LIMITED	970.00
4011	20-JUN-17	PLATINUM CREDIT LIMITED	85,648.00
4025	20-JUN-17	HARAMBEE SACCO SOCIETY LTD	625,957.20
4026	20-JUN-17	UKULIMA COOPERATIVE SAVINGS AND CREDIT SOCIETY	368,964.80
4027	20-JUN-17	JAMII SACCO SOCIETY LIMITED	147,632.00
4029	20-JUN-17	FOSA - ARDHI SACCO	1,096,639.75
4031	20-JUN-17	FOSA SHERIA SACCO	513,346.75
4033	20-JUN-17	WANAANGA SAVINGS AND CREDIT COOPERATIVE SOCIETY LIMITED	349,704.95
4038	20-JUN-17	HAZINA SACCO SOCIETY LTD	1,680,463.55
4043	20-JUN-17	SHIRIKA SACCO SOCIETY LIMITED	514,124.90
4047	20-JUN-17	ASILI SAVINGS AND CREDIT CO-OPERATIVE SOCIETY LIMITED	29,660.00
4073	20-JUN-17	PRINCIPAL SECRETARY STATE DEPARTMENT FOR HOUSING AND URBAN DEVELOPMENT	9,500.00
4075	20-JUN-17	PRINCIPAL SECRETARY STATE DEPARTMENT FOR HOUSING AND URBAN DEVELOPMENT	45,408.95
4122	21-JUN-17	ROBINSON OTUKE NYOUGO	20,000.00
4123	21-JUN-17	FREDRICK ODONGO ONADI	40,000.00
4124	21-JUN-17	HANNAH WANJIRU MAINA	20,000.00
4125	21-JUN-17	COMMISSIONER OF VAT	615,366.70
4130	22-JUN-17	AHMED ABDIRAHMAN ENOW	9,102.00
4132	22-JUN-17	KNIGHT FRANK KENYA LIMITED	218,467.90
4188	30-JUN-17	JUSTINA W HINGA	30,000.00
4206	30-JUN-17	PRINCIPAL SECRETARY STATE DEPARTMENT FOR HOUSING AND URBAN DEVELOPMENT	13,993.50
4224	30-JUN-17	SCORPIO TELECOMMUNICATION LIMITED	844,000.00
4230	30-JUN-17	JULIUS KIPNGETICH ROTICH	10,000.00
4237	30-JUN-17	EVANS ONYANGO OOKO	30,000.00
4238	30-JUN-17	GIDEON KIBET SIGEY	20,000.00
4239	30-JUN-17	TABITHA NYANCHAMA BABU	20,000.00
4241	30-JUN-17	CHRISTINE CHIREA DAMBYA	40,000.00
4244	30-JUN-17	DANIEL GACIENGO GITAU	40,000.00
4248	30-JUN-17	LILIAN KHIYONI ISOSO	30,000.00
4253	30-JUN-17	JORAM NYAGA NJAGI	1,312,600.00
4304	30-JUN-17	FLORENCE NKATHA AKUBIA	20,000.00
Total :			26,124,877.75

2. RECEIPTS IN BANK STATEMENT NOT YET RECORDED IN CASH BOOK

Receipts		Amount	
No	Date		
NONREF	29-MAR-17	TRFS Payments /BENM/ STD001266	150,080.50
NONREF	31-MAR-17	TRFS Payments /BENM/ 3350/1	115,308.50

BANK RECONCILIATION

STATE DEPARTMENT FOR HOUSING & URBAN DEVELOPMENT

From Date : 01-JUL-04 To : 30-JUN-17

REC-STATE DEPT.-HOUSING, URBAN DEVELOPM

Bank : Central Bank of Kenya , Branch : Haile Selassie , Account Number : 1000302879

2. RECEIPTS IN BANK STATEMENT NOT YET RECORDED IN CASH BOOK

Receipts			Amount
No	Date		
NONREF	28-APR-17	TRFS Payments /BENM/ LSTD001621	675,423.50
NONREF	28-APR-17	TRFS Payments /BENM/ STD001461/1	152,468.00
NONREF	25-NOV-16	TRFS Payments /BENM/ STD000500	166,580.50
NONREF	27-FEB-17	TRFS Payments /BENM/ LSTD 001184	658,323.50
NONREF	27-FEB-17	TRFS Payments /BENM/ STD001151	158,580.50
Total			2,076,765.00

3. PAYMENTS IN BANK STATEMENT NOT YET RECORDED IN CASH BOOK

Cheque			Amount
No	Date		
Total :			

4. RECEIPTS IN CASH BOOK NOT YET RECORDED IN BANK STATEMENT

Receipts			Amount
No	Date		
Total :			

BANK RECONCILIATION

STATE DEPARTMENT FOR HOUSING & URBAN DEVELOPMENT

From Date : 01-JUL-04 To : 30-JUN-17

REC-STATE DEPT.-HOUSING, URBAN DEVELOPM

Bank : Central Bank of Kenya , Branch : Haile Selassie , Account Number : 1000302879

Balance as per bank certificate	3,115,677.05
Less --	
1. Payment in Cash Book not yet recorded in Bank Statement (Unpresented Cheques)	26,124,877.75
2. Receipts in Bank Statement not yet recorded in Cash Book	2,076,765.00
Add --	
3. Payment in Bank Statement not yet recorded in Cash Book	
4. Receipts in Cash Book not yet Recorded in Bank Statement	
Bank Balance as per Cash Book	-25,085,965.70

Reconciled by: Signature: Date:

Reviewed by : Signature: Date:

Approved by: Signature: Date:



MINISTRY OF TRANSPORT, INFRASTRUCTURE, HOUSING AND
URBAN DEVELOPMENT

State Department for Housing and Urban Development

Telephone: (02) 273833
Fax No.: (02) 2734886
When replying please quote
Ref.: MTIHUD/HUD/3/14 VOL. III/25

OFFICE OF THE PRINCIPAL SECRETARY
ARDHI HOUSE
1st NGONG AVENUE
P.O. BOX 30119-00100
NAIROBI

20th September, 2017

Dr. Kamau Thugge, CBS
Principal Secretary
National Treasury
P.O. Box 30007 - 00100
NAIROBI

Dear

REQUEST FOR AUTO-CREATE

This is to bring to your attention that in the Financial Year 2016-2017, the State Department for Housing and Urban Development carried over pending bills to this financial year amounting to Kshs. 1,257,844,010.84. This was due to lack of Exchequer and budgetary shortfall for the on-going projects/programmes.

This is therefore to request for auto-create services for at least two weeks to enable us incur the expenditure on the following vouchers/certificates.

CONSTRUCTION/WORKS

S/NO.	NAME OF FIRM	ITEM DESCRIPTION	AMOUNT (KSHS)
1.	M/S IBEL Construction LTD P.O Box 79597-00200, NBI	Construction of Bus park at Oyugis	26,715,688.56
2.	M/S Heegan construction Co. LTD P.O Box 22007-00100.NBI	Construction of fresh produce market shed at Stadium Market (ESIF) Dujjs constituency	278,135.84
3.	Buidmart Solution Ltd	Construction of National Police and Prisons services Housing- Nairobi, Tana River, Makueni and Mombasa	56,827,908.26

S/NO.	NAME OF FIRM	ITEM DESCRIPTION	AMOUNT (KSHS)
20.	M/s Hydroplan Consultant	Machakos, Thika & Nyeri Final Design and EIA Reports for Solid Waste Management	28,646,931.83
21.	M/s Njuca Consolidated Company Ltd.	Construction of Mombasa Storm Water	330,349,718.00
22.	Rino Technical Works Ltd.	Narok Stormwater Drainage phase I	21,113,698.65
23.	Mwelva Contractors	Construction of fresh market sheds at Namanga	883,693.00
24.	China Jiansu International Ltd.	Construction of schools in Urban area	12,106,023.00
25.	Dynaforce Technical Services Limited	Construction of Market shed at Mbita market	249,647.58
26.	Ushirika Tiles & Building Co. Ltd.	Construction of Kimumu market in Eldoret	1,134,025.00
27.	Eng. A. Okelo Rogo	Arbitration fees in respect of dispute on repair and serving of Nakuru Roads PKG and KUTIP	420,000.00
28.	Njuca Consolidated Co. Ltd.	Completion of Kongowea Market, Mombasa	8,000,000.00
29.	Patience Services	Repair And Redecoration Works To Langata Decanting Site Block A1 (MG 1385 20 Units)	3,636,750.00
30.	Maki & Sons Construction Co. Ltd	Repair And Redecoration Works To Langata Decanting Site Block A2 (MG 1385 20 Units)	3,396,950.00
31.	Marlin Enterprises	Repair And Redecoration Works To Langata Decanting Site Block C (MG 1387 Door 21-40)	3,349,280.00
32.	Joesign Enterprise Junior	Repair And Redecoration Works To Langata Decanting Site Block B (MG 1386 Door 1-20)	3,970,819.00
33.	Sulura innovation Enterprise	Repair And Redecoration Works To Langata Decanting Site Block C (MG 1387 Door 1-20)	3,349,280.00
SUB-TOTAL			1,016,561,737.71

OTHER SERVICES

S/NO.	NAME OF FIRM	ITEM DESCRIPTION	AMOUNT (KSHS)
1.	Kenya Broadcasting Corporation-NBI	Airing a documentary	464,000.00
2.	Utalii hotel-00100, NBI	Tender evaluation	342,000.00

40	Commissioner of VAT	Services	9,438,410.00
41	Lake Naivasha Simba Lodge	Accommodation	426,000.00
42	Kone Kenya Limited	Maintenance Services	2,385,472.00
43.	Secretary, Urban and Metropolitan Dept.	Conference facilitation for HRM team building	436,000.00
44.	Secretary, Urban and Metropolitan	Payment for HRM team building – Naivasha	1,909,500.00
45.	China Jiangsu International Ltd.	Provision of goods and services	25,125,715.02
46.	M/s Wapcos Ltd.	Consultancy Services	110,259.45
47.	M/s Kiri Consult Limited	Consultancy Services for Supervision of non-Motorised Transport facilities -	15,470,291.66
48.	M/s Kiiri Consult Ltd.	Consultancy on Construction of Storm Water Drainage in Garissa Town	16,965,000.00
49.	MBIM LTD.	Franking Machine	29,249.00
50.	South East Contractors	Staff Uniforms	1,683,280.00
51.	Nakumatt Holdings	Utensils	123,879.00
52.	Kenya Institute Of Highways & Building Technology	Tuition	36,000.00
		SUB-TOTAL	150,066,904.13

AIR TICKETS

S/No	NAME OF THE FIRM	ITEM	AMOUNT (KSHS)
1.	Pago Airways Travel Services P.O Box 2875-00200.NBI	Air ticket	561,790.00
2.	Pago Airways Travel Services P.O Box 2875-00200.NBI	Air ticket	34,575.00
3.	Pago Airways Travel Services P.O Box 2875-00200.NBI	Air ticket	39,560.00
4.	Pago Airways Travel Services P.O Box 2875-00200.NBI	Air ticket	31,350.00
5.	Pago Airways Travel Services P.O Box 2875-00200.NBI	Air ticket	21,650.00
6.	Pago Airways Travel Services P.O Box 2875-00200.NBI	Air ticket	591,360.00
7.	Pago Airways Travel Services P.O Box 2875-00200.NBI	Air ticket	37,300.00
8.	Pago Airways Travel Services P.O Box 2875-00200.NBI	Air ticket	71,930.00
9.	Pago Airways Travel Services P.O Box 2875-00200.NBI	Air ticket	59,100.00

Handwritten signature

S/No	NAME OF THE FIRM	ITEM	AMOUNT (KSHS)
32.	Laican Enterprises LTD P.O. Box 1467-00515, NBI	Air ticket	175,310.00
33.	Laican Enterprise LTD P.O. Box 1467-00515, NBI	Air ticket	27,400.00
34.	Pago Airways Travel LTD P.O. Box 2875-00200, NBI	Air ticket	211,920.00
35.	Primate Tours LTD P.O. Box 18490-00100, NBI	Air ticket	34,750.00
36.	Pago Airways Travel LTD P.O. Box 2875-00200, NBI	Air ticket	119,920.00
37.	Pago Airways Travel LTD P.O. Box 2875-00200, NBI	Air ticket	1,292,035.00
38.	Pago Airways Travel LTD P.O. Box 2875-00200, NBI	Air ticket	55,420.00
39.	Pago Airways Travel LTD P.O. Box 2875-00200, NBI	Air ticket	137,340.00
40.	Pago Airways Travel LTD P.O. Box 2875-00200, NBI	Air ticket	97,506.00
41.	Pago Airways Travel LTD P.O. Box 2875-00200, NBI	Air ticket	55,495.00
42.	Pago Airways LTD P.O. Box 2875-00200, NBI	Air ticket	30,915.00
43.	Pago Airways Travel LTD P.O. Box 2875-00200, NBI	Air ticket	1,332,045.00
44.	Jubilily Tours and Travel LTD P.O. Box 757-00100, NBI	Air ticket	290,480.00
45.	Globus Tours and Travel LTD P.O. Box 1272-00606	Air ticket	56,100.00
46.	Pago Airways Travel LTD P.O. Box 2875-00200, NBI	Air ticket	278,355.00
47.	Jubilily Tours	Air tickets	1,763,310
48.	Pago Airways Travel LTD P.O. Box 2875-00200, NBI	Air ticket	32,690
49.	Laican Enterprise LTD P.O. Box 1467-00515, NBI	Air ticket	78,950
SUB-TOTAL			12,891,977.00

[Handwritten signature]

4. ✓	Hatari Security	Security	1,339,800.00
5. ✓	Lavington Security	Security	1,200,000.00
6. ✓	Mocham Security	Security	1,211,040.00
7.	Apex Security	Security	976,140.00
SUB-TOTAL			13,029,510.00

OFFICE STATIONERY AND GENERAL EQUIPMENT

S/NO	NAME OF FIRM	ITEM DESCRIPTION	AMOUNT (KSHS)
1.	Zenny Blue LTD. P.O. Box 849-00517, NBI	Stationery and equipment	909,000.00
2.	Enag Agencies LTD P.O. Box 8292-00200, NBI	Toners	225,806.00
3.	Stejapat Enterprises LTD P.O. Box 2314-00200, NBI	Witness box	425,000.00
4.	Semunyamo General Stores P.O. Box 54834-00200, NBI	Tonners	376,500.00
5.	MFI Document solutions LTD P.O. Box 49160-00100, NBI	Repair of Kyocera mita	180,855.00
6.	Vernice investments LTD P.O. Box 6191, NBI	Office equipments	783,800.00
7.	Lavilla enterprises LTD P.O. Box 9565-00100, NBI	Computer iPad	670,800.00
8.	Ontech communications LTD P.O. Box 20388-00200, NBI	P.A.B.X machine	197,700.00
9.	Rubinstein Supplies P.O. Box 73329-00200, NBI	Assorted Offices Stationery	1,800,000.00
10.	Vertical dimension Eng. LTD P.O. Box 424-00600, NBI	I.T Software	788,000.00
11.	Gecheo Supplies P.O. Box 424-00600, NBI	Office Stationery	420,000.00
12.	Kymony Enterprises P.O. Box 59536-00100, NBI	Assorted Toners	1,700,000.00
13.	Rambira Enterprises P.O. Box 67167-00200, NRB	Toner 80A	762,200.00
14.	MOOPA Investment Agency P.O. Box 53087, NRB	Sports Uniform for KECOSO games	631,978.00
15.	Belinya General Supplies P.O. Box 28770-00200, NRB	Toner: 05A,51A and TK 715	1,404,000.00
16.	Katiechi Investment	Toners	185,600.00
17.	Berem Agencies	Toners	511,860.00
18.	Terryland General Supplies	Office Stationery	335,675.00
19.	Apriteck Enterprises	Stationery	480,000.00
20.	Reken Enterprises	Stationery	1,191,496.00
21.	Jancel Agencies	Office equipment	954,699.00
22.	Ozera Enterprise	Stationery	762,000.00

[Handwritten signature]

AIRTIME

S/NO.	NAME OF FIRM	ITEM DESCRIPTION	AMOUNT (KSHS)
1.	Scorpio Telecommunications LTD P.O. Box 20262, NBI	Airtime	730,500.00
2.	Scorpio Telecommunication LTD P.O. Box 20262, NBI	Airtime	744,500.00
SUB-TOTAL			1,475,000.00

SUMMARY

S/NO.	ITEM DESCRIPTION	TOTAL AMOUNT -
1	Construction/Works	1,016,561,737.71
2	Other Services	150,066,904.13
3	Air Tickets	12,891,977.00
4	Cleaning Services	9,551,763.00
5	Security Services	13,029,510.00
6	Office Stationery and general equipment	54,267,119.00
7	Air time	1,475,000.00
TOTAL		1,257,844,010.84

The names of the IFMIS Users are as follows:

No.	Name	P/No.	Responsibility
1.	Shunet Soila Rose	2011244670	PO User
2.	Elizabeth B. Matagaro	2010000222	Requestor
3.	Maureen K. Ombuki	2010001985	PO User
4.	Clare IWepukhuu	2009007334	Requestor
5.	Wycliff Shimaka	2009005536	Requestor
6.	Gideon M. Makumba	1996014869	Requestor
7.	James Kamanja Mwangi	1989135735	PO User

Thank you for your continued support.

Yours

Sincerely

Arch. Aidah N. Munano, CBS
PRINCIPAL SECRETARY

