

ANNUAL REPORT AND ACCOUNTS

FOR THE YEAR ENDED 30TH JUNE, 2008

Library
PAPERS LAID No 64
Speaker N. A. Clerk Assis
Dispacher C. H. Editor
Dh. Clerk P. A. Editor
P. C. P. O. P. Editor



UNIVERSITY OF NAIROBI



Vision

A world-class African University and a community of scholars committed to the promotion of academic achievement and excellence in research as an embodiment of the aspirations of the Kenyan people and the global community.



Mission

A centre for learning and scholarship; preparing students for academic pursuits, professional development, enhanced personal lives, and responsible global citizenship; extending the frontiers of knowledge through research, creative works, and scholarship; fostering an intellectual culture that bridges theory with practice; contributing to social, economic, and cultural development; and, through intellectual products, enhances the quality of life of the people of Kenya and all humanity.



Core Values

In order to realize the above vision and mission, certain values need to be nurtured by the Institution. There is great need to demonstrate that the University is guided by the right values, and that as a public institution it recognizes the high level of expectations from the nation.

The University commits itself to living up to the highest ideals of good governance, to seeking to be socially responsible, and to promoting and pursuing excellence. Consequence, the University shall:

- Espouse the virtues of truth, integrity, honesty, tolerance, professionalism, teamwork and meritocracy.
 - Uphold the ethics and etiquette of teaching, learning and research.
- Promote and defend the freedom of thought and academic enquiry as well as freedom of association.
 - Be creative and innovative.
 - Ensure openness and transparency in all its dealings and operations.
- Nurture responsible corporate citizenship and strong social responsibility.
 - Be at the forefront in providing leadership in national agenda.
 - Respect the beliefs and values of others.
 - Respect and protect the environment.
 - Have the courage to initiate and adapt to change.



UNIVERSITY OF NAIROBI

ANNUAL REPORT AND ACCOUNTS

FOR THE YEAR ENDED 30TH JUNE, 2008



Towards a World Class University

University of Nairobi

P. O. Box 30197-00100 NAIROBI, Kenya
Telephone: 318262, Telegrams: Varsity, Telex: 22095
Web Site: www.uonbi.ac.ke

CONTENTS

Chancellor and Principal Officers of the University	iii
Vice-Chancellor's Report	vi
Core Business	vii
Statement of Council Members Responsibilities	viii

ACCOUNTS

Report of the Controller and Auditor General	5 - 6
Balance Sheet	7
General Revenue Account	8
Cash flow Statement	9
Notes to the Accounts	10

SUPPLEMENTARY ACCOUNTS

Summary of Service Units Income and Expenditure	20
Summary of Approved Estimates	21
Summary of Actual Expenditure (SWA)	22

OTHER INFORMATION (5 YEAR TREND)

(i) General Revenue Statistics	23
(ii) Development Revenue Statistics	23
(iii) Research Grants, Endowment and Donations Statistics	23

Graphs

Growth of Fixed Assets Chart	24
Income Trend Chart	25
General Revenue and Recurrent Expenditure Chart	26
Research and Endowment Income and Expenditure chart	27
Capital Development Chart	28
Student Population Chart	29

Chancellor and Principal Officers of the University

Chancellor:

Dr. JOSEPH B. WANJUI, CBS, B.A. (Ohio Wesleyan University), M.Sc. (Columbia), FKIM, Hon. D.S.C. (Nairobi)

Chairman Of the University Council:

JOHN P. N. SIMBA, MBS., OGW., LL.B (Dar-es-Salaam)

Vice-Chancellor:

G. A. O. MAGOHA, EBS, IOM, M.B.B.S. (Lagos), FRCS, FWACS, FICS, FABI, FIBA, FCS, (ECSA), MSIC, FMCS, (Urol.), MKNAS, FAAS

Deputy Vice-Chancellor (Administration and Finance):

P. M. F. MBITHI, B.V.M., M.Sc. (Nairobi), M.V.Sc. (Saskatchewan), Ph.D (Nairobi)

Deputy Vice-Chancellor (Academic):

J. T. KAIMENYI, BDS. (Nairobi), MDS (Mysore), Ph.D (Nairobi)

Principal, College of Agriculture and Veterinary Sciences:

A. W. MWANG'OMBE, B.Sc. (Makerere), M.Sc. (Nairobi), Ph.D (London)

Principal, College of Architecture and Engineering:

F. W. O. ADUOL, B.Sc., M.Sc. (Nairobi), Dr-Ing. (Stuttgart)

Principal, College of Biological and Physical Sciences:

L. W. IRUNGU, B.Sc. (Nairobi), M.Sc., Ph.D. (Liverpool)

Principal, College of Education and External Studies:

H. W. MUTORO, B.Ed., M. A. (Nairobi), C.Phil., Ph.D. (UCLA)

Principal, College of Health Sciences:

I. O. KIBWAGE, B.Pharm. (Nairobi), M.Pharm, Ph.D (K.U. Leuven), C.Sci, C.Chem, MRSC, MPSK

Principal, College of Humanities and Social Sciences:

I. M. MBEICHE, B.Ed., M.A. (Nairobi), Ph.D (Lancaster)

Deputy Principal, College of Humanities and Social Sciences:

P. O. K'OBONYO, B.A. (Makerere), MBA (Nairobi), P.G.Dip. (ESAMI), Ph.D., (South Carolina)

Deputy Principal, College of Education and External Studies:

I. O. JUMBA, B.Sc., M.Sc., Ph.D. (Nairobi).

Finance Officer:

M. KARUE, B.Com. (Nairobi), C.P.A.(K)

Administration Registrar:

C. O. OMBATI, B.Com. (Nairobi), M.Sc. (HRD)(Manchester)

Ag. Academic Registrar:

B. M. WAWERU, B.A. (Nairobi)

University Librarian:

S. N. MUNAVU (Mrs), B.A. (Mary Manse College), M.L.S (Wayne State).

Ag. Planning Registrar:

W. J. ASILLA, B.Ed. (Nairobi), P.G.Dip.M.C. (Nairobi)

Bankers:


Barclays Bank of Kenya Ltd.
Kenya Commercial Bank Ltd.

Auditors:

Controllèr and Auditor General

UNIVERSITY OF NAIROBI


Chancellor and Principal Officers of the University



Mr. John P. N. Simba



Dr. Joseph B. Wanjui



Prof. G.A.O. Magoha



Prof. J. T. Kaimenyi



Prof. P. M. F. Mbithi



Prof. A. W. Mwang'ombe



Prof. F. W. O. Aduol



Prof. L. W. Irungu



Prof. H. W. Mutoro



Prof. I. O. Kibwage



Prof. I. M. Mbeche



Mr. W. J. Asilla




Mr. C. O. Ombati



Mr. B. M. Waweru



Mrs. S. Munavu




Mr. M. Karue

UNIVERSITY OF NAIROBI

University - 39th Graduation Ceremony



His Excellency the President: Hon. Mwai Kibaki, being awarded honorary Doctorate Degree during 39th graduation.



The Prime Minister, Right Hon. Raila Odinga, being awarded honorary Doctorate Degree during 39th graduation




His Excellency, Former Secretary General of UN, Dr. Kofi Annan, being awarded honorary Doctorate Degree during 39th graduation



His Excellency the President: Hon. Mwai Kibaki acknowledging Doctorate Degree awarded him during 39th graduation




The Prime Minister, Right Hon. Raila Odinga, acknowledging Doctorate Degree awarded him during 39th graduation



His Excellency, Former Secretary General of UN, Dr. Kofi Annan, acknowledging Doctorate Degree awarded him during 39th graduation

UNIVERSITY OF NAIROBI

**VICE-CHANCELLOR'S REPORT
FOR YEAR ENDED 30TH JUNE, 2008**



It gives me much pleasure in presenting the Annual Report and Accounts of the University of Nairobi for the year ended 30th June 2008.

During the year under review the University realized a surplus of KShs. 124,674,898 as compared to a surplus of KShs. 291,506,737 for the year 2006/2007. The cumulative deficit for the University as at 30th June 2008 was KShs 588,243,102 compared to the deficit of KShs. 712,918,000 as at 30th June 2007. The decline in financial performance in the current year was mainly attributed by expansion of academic programmes and facilities, increase of personal emoluments arising from the industrial court award, and the post election aftermath early in the year. As in the previous years the additional expenditure was not matched by Government funding. However despite these problems, the University continued with its tight financial controls in the management of the available resources. The university intensified income-generating activities especially through its various campus colleges as well as the subsidiary company, the University of Nairobi Enterprises and Services Limited (UNES).

Donor agencies and other governments continued to support the University of Nairobi. During the year under review, a total of KShs. 627,190,710 compared to an amount of KShs. 594,274,975 for the year 2006/2007 was received for research.

The University continued with its mission of teaching and research. The students' total population in this period for both undergraduate and postgraduate was 44,900.

On behalf of the University of Nairobi, I wish to take this opportunity to thank the government and our Donors for financial support.

Finally, I would like to express my special thanks to the University community who worked tirelessly to ensure smooth operation of this institution, especially attainment of ISO 9001 : 2000 Quality Management System.

PROF. G.A.O. MAGOHA, G. A. O. MAGOHA, EBS, IOM, M.B.B.S. (Lagos), FRCS, FWACS, FICS, FABI, FIBA, FCS, (ECSA), MSIC, FMCS, (Urol.), MKNAS, FAAS

VICE-CHANCELLOR

29th August 2008

CORE BUSINESS OF THE UNIVERSITY OF NAIROBI

The Core business of the University is provided for in the University of Nairobi Act, 1985.

The Act provides in Section 7(l) the functions and objects of the University which include:

- (a) To provide directly or in collaboration with other institutions of higher learning, facilities for University education, including technological and professional education and for research;
- (b) To participate in the discovery, transmission and preservation of knowledge and to stimulate the intellectual life and cultural development of Kenya;
- (c) To conduct examinations for and to grant such academic awards as may be provided for in statutes.
- (d) Subject to the Universities Act, to cooperate with the Government in planned development of university education and, in particular, to examine and approve proposals for new faculties, new departments, new degree courses, or new subjects of study submitted to it by any constituent college or other post-secondary institution;
- (e) To determine who may teach and what may be taught and how it may be taught in the University.



We are proud of our products

STATEMENT OF UNIVERSITY OF NAIROBI COUNCIL MEMBERS RESPONSIBILITIES ON THE
FINANCIAL STATEMENTS FOR THE YEAR ENDED 30TH JUNE 2008



The University of Nairobi Council is required to prepare statements which give a true and fair view of the state of affairs of the University as at the end of the financial year and of its surplus or deficit for that year. The Council is required to ensure that the University maintains proper accounting records which disclose, with reasonable accuracy, the financial position of the University. The University Council is also responsible for safeguarding the assets of the University.

The University Council accepts responsibility for the financial statements, which have been prepared using appropriate accounting policies supported by reasonable and prudent judgements and estimates, consistent with previous years and in conformity with International Financial Reporting Standards. The University Council is of the opinion that financial statements give a true and fair view of the state of the financial affairs of the University as at 30th June 2008 and of its surplus for the year then ended. The University Council further confirms the accuracy and completeness of the accounting records maintained by the University, which have been relied upon in the preparation of the financial statements, as well as on the adequacy of the system of internal financial control

Nothing has come to the attention of the University Council to indicate that the University will not remain a going concern for at least twelve months from the date of this statement.

This statement is approved by the University Council and is signed on its behalf by:

A handwritten signature in black ink, appearing to read 'G. Magotha'.

**PROF. GEORGE A.O. MAGOHA, IOM, EBS
VICE CHANCELLOR
AND
PROFESSOR OF SURGERY**

A handwritten signature in black ink, appearing to read 'P. Mbithi'.

**PROF. PETER. M. F. MBITHI
DEPUTY VICE-CHANCELLOR
(ADMINISTRATION & FINANCE)**



KENYA NATIONAL AUDIT OFFICE

REPORT OF THE CONTROLLER AND AUDITOR GENERAL ON THE FINANCIAL STATEMENTS OF UNIVERSITY OF NAIROBI FOR THE YEAR ENDED 30 JUNE 2008

I have audited the financial statements of University of Nairobi set out on pages 7 to 21 which comprise the balance sheet as at 30 June 2008 and the income statement, statement of changes in equity and cash flow statement for the year then ended, together with a summary of significant accounting policies and other explanatory notes in accordance with the provisions of Section 14 of the Public Audit Act, 2003. I have obtained all the information and explanations which, to the best of my knowledge and belief, were necessary for the purpose of the audit.

The University Councils' Responsibility for the Financial Statements

The University council is responsible for the preparation of the financial statements which give a true and fair view of the University's state of affairs and its operating results in accordance with the International Financial Reporting Standards. This responsibility includes: designing, implementing and maintaining internal controls relevant to the preparation and fair presentation of financial statements that are free from material misstatement, whether due to fraud or error; selecting and applying appropriate accounting policies; and making accounting estimates that are reasonable in the circumstances.

Responsibility of the Controller and Auditor General

My responsibility is to express an independent opinion on the financial statements based on the audit. The audit was conducted in accordance with the International Standards on Auditing. Those standards require compliance with ethical requirements and that the audit be planned and performed with a view to obtaining reasonable assurance that the financial statements are free from material misstatement.

An audit involves performing procedures to obtain audit evidence about the amounts and disclosures in the financial statements. The procedures selected depend on the auditor's judgement, including the assessment of the risks of material misstatement of the financial statements, whether due to fraud or error. In making those risk assessments, the auditor considers internal controls relevant to the entity's preparation and fair presentation of the financial statements in order to design audit procedures that are appropriate in the circumstances, but not for the purpose of expressing an opinion on the effectiveness of the University's Internal controls. An audit also includes

UNIVERSITY OF NAIROBI


evaluating the appropriateness of accounting policies used and the reasonableness of accounting estimates made by the University as well as evaluating the overall presentation of the financial statements. I believe the audit provides a reasonable basis for my opinion.

Property, Plant and Equipment

Included in property, plant and equipment balance of Kshs.36,583,696,373 as at 30 June 2008 are 18 parcels of University land valued at Kshs.5,494,401,000 whose title documents have not been obtained. The University also owns two (2) other parcels of land whose value has not been ascertained and/or included in these financial statements. Title documents for the two parcels of land have also not been obtained. It is therefore not possible to ascertain ownership of the 20 land parcels. In the circumstances, I am unable to confirm that the carrying value as stated in the financial statements reflects the fair value of the University properties as at 30 June 2008.

Opinion

Except for the reservation set out in the preceding paragraph, in my opinion, proper books of account have been kept and the accompanying financial statements give a true and fair view of the financial position of the University as at 30 June 2008 and of its surplus and cash flows for the year then ended in accordance with the International Financial Reporting Standards and comply with University of Nairobi Act, Cap 210 of the Laws of Kenya.



**P. N. KOMORA, CBS.
CONTROLLER AND AUDITOR GENERAL**

Nairobi

14 January 2009

UNIVERSITY OF NAIROBI

Balance Sheet as at 30th June 2008

		2008 Kshs.	2007 Kshs.
ASSETS	Note		
Non Current Assets			
Property, Plant and Equipment	7	36,583,696,373	33,192,699,686
Investments	8	103,669,816	101,919,420
		36,687,366,188	33,294,619,106
Current Assets			
Stocks and Stores	9	169,544,602	126,746,296
Trade Receivables and Debit Balances	10	2,239,341,732	2,578,555,039
Short Term Deposits	11	415,122,680	418,886,679
Cash and Cash Equivalents	12	904,744,936	814,432,362
		3,728,753,950	3,938,620,375
TOTAL ASSETS		40,416,120,138	37,233,239,481
FUNDS AND LIABILITIES			
Net funds from IGUs and parallel programs	4	1,631,031,693	1,457,366,054
Special Accounts and Grants	6	251,093,629	345,643,201
General Fund	3 (a)	37,106,502,690	33,798,834,639
Trust and Endowment funds	5	200,596,855	157,053,197
Endowment for General Purposes	2 (b)	16,181,339	16,181,339
Appropriation for specific purposes	2 (c)	250,000,000	236,000,000
Accumulated Deficit		(588,243,102)	(712,918,000)
		38,867,163,103	35,298,160,430
Non-Current Liabilities			
Capital Reserves	3 (b)	202,495,311	86,196,357
Current Liabilities			
Trade and Other Payables	13 (a)	721,416,590	1,631,779,263
Bank OverDraft	13 (b)	625,045,133	217,103,432
		1,548,957,035	1,935,079,052
TOTAL FUNDS AND LIABILITIES		40,416,120,138	37,233,239,481



G. A. O. MAGOHA, EBS, IOM, M.B.B.S. (Lagos), FRCS, FWACS, FICS, FABI, FIBA, FCS, (ECSA), MSIC, FMCS, (Urol.), MKNAS, FAAS
Vice-Chancellor



P.M.F. MBITHI B.V.M., M.Sc.(Nairobi) M.V.Sc.(Saskatchewan), Ph.D (Nairobi)
Deputy Vice-Chancellor - (Administration & Finance)



M. KARUE, B.COM. (Nairobi), CPA(K)
Finance Officer

29th August 2008

UNIVERSITY OF NAIROBI

General Revenue Account for the year ended 30th June 2008

INCOME	Note	2008 Kshs.	2007 Kshs.
Capitation Grant		3,302,609,764	3,302,654,700
Special Grant		75,898,135	27,000,000
Tuition and other fees		461,467,289	432,610,205
Accreditation fees		940,000	940,000
Other services rendered:			
Other income	14(i)	168,862,672	175,807,281
	14(ii)	337,632,835	234,915,393
	14(iii)	1,548,645,708	1,599,931,560
		5,896,056,404	5,773,859,138
EXPENDITURE			
Academic Departments	15(i)	3,553,275,217	3,445,872,786
Administration and Central Services	15(ii)	1,348,323,557	1,211,430,942
Academic services	15(iii)	171,424,792	166,679,682
General educational services	15(iv)	151,776,430	168,176,678
Maintenance of premises	15(v)	245,197,376	211,262,856
Staff and students facilities and welfare	15(vi)	159,074,440	144,614,987
Welfare authority (Catering services)	15(vii)	134,022,657	127,580,225
Miscellaneous expenditure	15(viii)	8,287,035	6,734,245
		5,771,381,506	5,482,352,401
SURPLUS/ (DEFICIT) FOR THE YEAR		124,674,898	291,506,737
APPROPRIATION ACCOUNT			
Accumulated surplus/(deficit) brought forward		(712,918,000)	(986,275,618)
Surplus/(deficit) for the year		124,674,898	291,506,737
Exceptional Item			(18,149,120)
Accumulated surplus/ (deficit) carried forward		(588,243,102)	(712,918,000)



Staff and Student Medical Welfare

UNIVERSITY OF NAIROBI

Cash Flow Statement for the year ended 30th June, 2008

	Note	2008 Kshs.	2007 Kshs.
Cash Inflows from Operating activities			
General Revenue Surplus/ (Deficit) for the year		124,674,898	291,506,737
Proceeds from sale of Property and Equipment		(4,702,450)	
Grants and other income allocated for Capital Fund	3	116,298,954	(48,126,936)
Special Grant Receipt			
Net funds for Income Generating Units		173,665,639	(206,408,464)
Trust and Endowment Funds	5	43,543,658	11,936,694
Appropriation for specific purposes Increase/Decrease			
Additions to Special Accounts and Grants:-			
Overspent and claimable from Donors	6	(71,361,989)	(46,835,909)
Receipt for the year		627,190,710	594,274,975
Adjustment for Depreciation	7	349,496,402	332,686,294
Adjustment for Capital Reserves		202,495,311	57,718,975
Operating surplus/(deficit) before working Capital		1,561,301,134	986,752,366
Cash Outflow from Investment Activities			
Proceeds from sale of Property and Equipment		4,702,450	
(Increase)/Decrease in Stocks and Stores	9	(42,798,308)	(20,573,173)
(Increase)/Decrease in Debtors	10	339,213,306	(133,291,671)
Increase/(Decrease) in Creditors	13	(298,726,899)	289,026,138
Increase/(Decrease) in Prior Year Adjument			
		2,390,549	135,161,294
Net Cash Flow from Operating Activities		1,563,691,683	1,121,913,660
Cash Outflow from Investment Activities			
Expenditure from Trust and Endowment funds	5	6,382,379	2,824,246
Expenditure from Special Accounts and Grants	6	650,378,294	543,519,819
Purchase of Non current Assets	7	818,632,041	331,955,387
Increase in Investments	8	1,750,395	4,789,921
		1,477,143,109	883,089,373
Net Increase/(Decrease) in Cash & Cash Equivalents		86,548,574	238,824,287
Analysis of Balances of Cash and Cash Equivalents			
Cash and cash equivalent at start of the year		1,233,319,041	994,494,754
Increase(Decrease) in cash and cash equivalents		86,548,574	238,824,287
Cash and cash equivalents at end of year	3 (d)	1,319,867,616	1,233,319,041



Banking Services to the University Community

**Notes to the Accounts
for the year ended 30th June, 2008**

1. SIGNIFICANT ACCOUNTING POLICIES

- 1.1 The accounts are prepared under the historical cost convention as modified by the revaluation of certain fixed assets.
- 1.2 Income from grants and fees includes only amounts receivable in relation to the current financial year.
- 1.3 Income from Endowments and Donations, Research Grants and other services rendered is included only to the extent of the expenditure incurred during the year.
- 1.4 Income on short-term deposits is credited to the General Revenue Account or used for purchase of fixed assets and for capital minor works to the extent determined by the University Council during the year.
- 1.5 Property, Plant and Equipment are stated at cost or professional valuation.
Depreciation is provided for at annual rates estimated to write off the assets over their expected useful lives. The annual rates are:
Furniture and Equipment - 10% on straight line basis
Motor Vehicles - 20% on straight line basis
Academic gowns - 5% on straight line basis
Buildings - 2% on straight line basis
Computers and software development - 20% on straight line basis
With effect from Financial Year 2004/2005, Depreciation is charged to the Capital Fund in relation to Fixed assets acquired through external grants.
For assets acquired through internally generated revenue, depreciation is charged to the General Revenue Account
- 1.6 Endowment and Trust Fund investments are stated at market value.
- 1.7 Stocks are valued at the lower of cost and net realisable value.
- 1.8 The cost of Library books is written off to expenditure as incurred.
- 1.9 Deans Committee research grants are votes set aside from current and past financial years.
The uncommitted balance on each research is carried forward until the related research project is completed.
- 1.10 The main pension scheme for the University's staff is the University of Nairobi Pensions Fund which was started from January 1, 1987. The University's contributions to this scheme have been charged to the relevant salaries votes. A small number of staff still remain in the U.K. based F.S.S.U. Pension Scheme.
- 1.11 Assets and liabilities in foreign currencies are converted into Kenya shillings at the rates of exchange ruling at the balance sheet date. Conversion differences are accounted for in the appropriate fund accounts.
- 1.12 Values for equipment donated are estimated by the University or as advised by donors.

2. (a) OTHER CAPITAL FUND ASSETS

Funds spent by the University and reimbursable by the Ministry of Education as provided for in the previous Estimates

		2008 Kshs.	2007 Kshs.
Capital Fund Debtors	Note 10	77,047,784	77,047,784
		77,047,784	77,047,784

2. (b) Endowment for General Purposes

Designated Funds set aside for applications as determined by the University
e.g. Students' prizes, Students' Scholarships

	16,181,339	16,181,339
--	------------	------------

2. (c) Appropriation for specific purposes

Contingency Funds set aside to meet emergencies

	250,000,000	236,000,000
--	-------------	-------------

UNIVERSITY OF NAIROBI

3. (a) GENERAL FUND

	2008 Kshs.	2007 Kshs.
Balance as at 1st July 2007	33,798,834,639	12,020,310,652
Capital Receipts:		
(i) Grants	42,185,193	29,290,634
(ii) GOK Capitation - Kenya Science Campus	3,204,153,855	
(ii) Other Sources	78,300,000	27,000,000
(iii) Revaluation Reserve	0	21,726,578,337
TOTAL FUND	37,123,473,687	33,803,179,623
Less		
Depreciation	16,970,998	4,344,984
	16,970,998	4,344,984
Balance as at 30th June 2008	37,106,502,690	33,798,834,639

3. (b) CAPITAL RESERVES

Funds sets aside to cater for Capital Work in Progress	202,495,311	86,196,357
--	--------------------	-------------------

3.(c) Retirement benefit obligations

The University currently operates a defined contribution scheme for its employees. The University obligation to the scheme is the contribution of 20% of basic Salary whereas the employees contribute 7% of their basic Salary. The University also contributes to NSSF currently at the rate of Ksh. 200 per employee per month. The University contribution to the above schemes are charged to the General Revenue Accounts in the year to which they relate

3. (d) Cash and Cash Equivalent

i) Short Term Deposits	11	415,122,680	418,886,679
ii) Cash and Cash Equivalence	12	904,744,936	814,432,362
		1,319,867,616	1,233,319,041

3. (e) Related parties

University of Nairobi Enterprises (UNES) is a related company by virtue of it being wholly owned by University of Nairobi. During the year the University received income of Kshs. 1,631,031,693 (2007: KShs1,457,366,054)



ISO 9001: 2000 – Internal Auditors

UNIVERSITY OF NAIROBI

4. INCOME GENERATING UNITS (IGUs) AND PARALLEL PROGRAMS Income and Expenditure Account for the Year Ended: 30th June 2008

Income Generating Activities - College Based

	Surplus (Deficit)/2007 Kshs.	Income 2008 Kshs.	Expenditure 2008 Kshs.	Surplus (Deficit)/2008 Kshs.
College of Agriculture and Veterinary Sciences	5,168,905	26,316,757	22,397,094	3,919,663
College of Architecture and Engineering	1,690,405	18,339,928	16,919,312	1,420,615
College of Biological and Physical Sciences	5,434,255	56,247,208	45,771,767	10,475,441
College of Education and External Studies	7,613,318	151,226,367	56,353,077	94,873,289
College of Health Sciences	36,298,747	118,893,499	98,421,206	20,472,293
College of Humanities and Social Sciences	15,128,156	133,424,065	150,334,792	(16,910,726)
Health Services - Students Medical	6,357,221	30,225,000	17,623,547	12,601,453
Sub- Total	77,691,007	534,672,824	407,820,796	126,852,028
Other Income Generating Units	Surplus (Deficit)/2007 Sh.	Income 2007 Sh.	Expenditure 2007 Sh.	Surplus (Deficit)/2007 Sh.
Chiromo Funeral Parlour	(1,871,659)	19,465,040	13,263,373	6,201,667
Main Cafeteria	1,761,218	4,222,566	4,750,645	(528,079)
Chiromo Campus Cafeteria	(259,307)	969,259	3,043,532	(2,074,273)
Diagnostic Radiology	10,574,764	23,890,613	13,189,976	10,700,637
UNES Bookstore	8,865,625	90,421,708	95,932,885	(5,511,178)
Other Projects	8,865,625	41,611,536	36,487,303	5,124,233
Sub- Total	19,070,641	180,580,722	166,667,713	13,913,008
Parallel Programmes				
Faculty of Commerce	260,556,113	573,270,680	253,355,100	319,915,581
Faculty of Law - L.L.B.	66,721,469	102,029,323	31,235,086	70,794,237
School of Economics	1,888,185	12,894,250	3,033,445	9,860,805
Institute of Nuclear Science	1,380,221	4,550,169	3,762,735	787,434
College of Health Sciences-Medicine	279,599,854	432,670,776	166,819,088	265,851,688
Faculty of Pharmacy	27,780,208	47,342,650	17,329,610	30,013,041
Faculty of Dental Sciences	13,412,767	27,779,328	9,757,422	18,021,906
School of Nursing	15,095,448	24,288,930	8,647,242	15,641,688
Department of Immunology	7,943,210	13,646,202	11,665,010	1,981,193
Institute of Tropical & Infectious Diseases	4,001,478	3,963,300	1,758,430	2,204,870
Faculty of Arts	144,084,195	240,492,023	93,831,338	146,660,685
Faculty of Education	127,736,546	157,371,868	61,760,181	95,611,687
Faculty of External Studies	202,686,777	396,658,527	152,497,052	244,161,475
Faculty of Engineering	41,359,143	69,041,204	21,596,134	47,445,070
Institute of Computer Science	26,338,486	46,779,913	18,433,169	28,346,744
School of Mathematics	20,978,992	54,906,656	15,316,397	39,590,259
School of physical Sciences	16,927,559	34,003,925	13,999,812	20,004,113
School of Biological Sciences	4,452,630	15,013,812	3,892,169	11,121,643
School of Built Environment	14,653,746	29,012,544	16,047,996	12,964,548
School of the Arts & Design	4,177,398	9,680,849	4,813,809	4,867,040
Faculty of Vet. Medicine	14,905,542	24,136,338	3,787,228	20,349,110
Faculty of Agriculture	13,550,556	22,236,054	6,225,541	16,010,513
Institute of Diplomacy	15,377,752	25,228,770	8,018,946	17,209,825
School of Journalism	36,348,628	76,371,185	25,519,683	50,851,502
Sub- Total	1,361,956,903	2,443,369,277	953,102,621	1,490,266,656
GRAND TOTAL	1,457,366,054	3,158,622,823	1,527,591,131	1,631,031,693

UNIVERSITY OF NAIROBI

5. TRUST AND ENDOWMENT FUNDS

	Balance As at 30 Jun-07 Kshs.	Receipts during the year Kshs.	Increase/ (Decrease) in market Value of investment Kshs.	Expenditure Kshs.	Balance As at 30 Jun-08 Kshs.
Trust funds					
Joint Admission Board		38,147,439		6,382,379	31,765,060
Gandhi Academic Society	19,263,609	217,677	(2,247,671)	0	21,728,957
Kenya Railways	662,903	0	0	0	662,903
A.C.I. De Souza Memorial	36,441	0	0	0	36,441
R.G. Amin Bursary	393,240	0	0		393,240
Kamala Gold Memorial	239,174	0	(3,952)		243,126
Tom Mboya Memorial	8,261,602	472,681	(1,918,575)		10,652,857
M.M. Bhatt Trust	103,866	0	0		103,866
UoN Alumni	13,058,495	7,621,515	1,693,405		18,986,605
TOTAL TRUST FUNDS	42,019,330	46,459,312	(2,476,792)	6,382,379	84,573,055
Endowment Funds:					
Sasakawa Fellowship	102,406,464	3,567,044	2,559,424		103,414,084
Others	9,034,323	1,510	19,197		9,016,636
Non attributable Funds	3,493,081	0	0		3,493,080
TOTAL ENDOWMENT FUNDS	114,933,867	3,568,555	2,578,622	0	115,923,800
University of Nairobi Enterprises and Services Limited (UNES)	100,000	0	0		100,000
TOTAL FUNDS	157,053,197	50,027,867	101,830	6,382,379	200,596,855

6. SPECIAL ACCOUNTS AND GRANTS

	Balance as at 1st July 2007 Kshs.	Received During Year Kshs.	Expenditure During Year Kshs.	Balance as at 30th June 2008 Kshs.
Ford Foundation	9,674,744	3,263,474	2,787,258	10,150,960
Rockefeller Foundation	7,248,965	88,382	6,094,598	1,242,749
International Development Research Center	7,967,887	7,810,034	13,264,946	2,512,975
National Council for Science and Technology	122,235	6,000,000	0	6,122,235
DAAD	(8,163,780)	1,127,186	3,178,576	(10,215,170)
World Health Organisation	4,783,253	99,433	1,624,492	3,258,194
VLIR	(2,283,286)	7,554,036	4,812,725	458,025
International Aids Vaccine	56,862,319	126,497,446	134,159,246	49,200,519
World Trade Organization	1,688,941	0	(0)	1,688,941
CIAT	838,927	14,616,317	8,469,347	6,985,896
Centre for Disease Control (CDC)	27,845,580	199,776,115	236,972,103	(9,350,408)
Commission for Higher Education	1,713,058	2,957,888	1,484,104	3,186,842
African Economic Research Consortium (AERC)	631,521	9,773,913	12,590,766	(2,185,332)
Miscellaneous.	153,815,108	247,626,487	224,940,133	176,501,462
Balance Net of Overspent Amounts	262,745,472	627,190,710	650,378,294	239,557,888
Amount overspent and claimable from donors	82,897,729			11,535,740
Gross Balance at the end of the year	345,643,201			251,093,629

UNIVERSITY OF NAIROBI

7. PROPERTY, PLANT AND EQUIPMENT

	Land *	Buildings *	Work in Progress **	Furniture and Equipment	Computers	Gas Plant	Motor Vehicles	Academic Gowns	Totals
	Kshs.	Kshs.	Kshs.	Kshs.	Kshs.	Kshs.	Kshs.	Kshs.	Kshs.
Cost Valuation									
1st July 2007	21,564,321,000	10,630,782,582	1,188,959,909	1,123,224,496	203,709,316	360,860	332,958,333	22,575,050	35,066,891,546
Additions	2,824,500,000	558,563,855	202,495,311	63,930,402	44,050,919		41,179,652	5,772,950	3,740,493,089
Revaluation (excess over cost)									-
Less: Completed Projects									
Disposal	-	-	-	-	-	-	(11,547,690)	-	(11,547,690)
30th June 2008	24,388,821,000	11,189,346,437	1,391,455,220	1,187,154,898	247,760,235	360,860	362,590,295	28,348,000	38,795,836,945
Depreciation									
1st July 2007	0	705,241,590	0	780,837,351	89,984,900	0	290,471,611	7,656,409	1,874,191,860
Acc. Dep. on Disposal Charge for the year	-	223,786,929	-	57,495,431	41,275,046	-	(11,547,690)	1,417,400	(11,547,690)
30th June 2008	0	929,028,518	0	838,332,782	131,259,946	0	304,445,518	9,073,809	2,212,140,572
Net Book Value									
30th June 2008	24,388,821,000	10,260,317,919	1,391,455,220	348,822,116	116,500,289	360,860	58,144,777	19,274,192	36,583,696,373
30th June 2007	21,564,321,000	9,925,540,993	1,188,959,909	342,387,145	113,724,416	360,860	42,486,722	14,918,642	33,192,699,686

Note: During the year 2007/2008, the University undertook valuation of its real properties, Kenya Science Campus. The valuation was carried out by university professional valuers from the department of Real Estates and Construction Management



Aerial View of the Main Campus

UNIVERSITY OF NAIROBI

8. TRUST AND ENDOWMENT FUNDS INVESTMENTS

	2008 Kshs.	2007 Kshs.
TRUST FUND - SPECIAL ACCOUNTS		
Gandhi Memorial Academy Society		
East Africa Breweries Limited 33,380 Ordinary shares of Shs.2/- each	6,642,620	5,140,520
Car and General (Kenya) Limited 15,222 Ordinary shares of Shs.5/- each	761,100	761,100
C.M.C. Holdings Limited 125,920 Ordinary shares of Shs.0.5/- each	2,549,880	1,782,880
Unga Limited 28,782 Ordinary shares of Shs.5/- each	395,753	421,656
Kenya Power and Lighting Co. Limited 1,118 Ordinary shares of Shs.20/- each	238,134	233,662
	10,587,487	8,339,818
Kamala Gold Memorial Fund		
Kenya Power & Lighting Co. Limited 988 Ordinary shares of Shs.20/- each	210,444	206,492
Tom Mboya Memorial Fund		
East Africa Breweries Limited 42,635 Ordinary shares of Shs.2/- each	8,484,365	6,565,790
Total of Trust Fund Investments	19,282,296	15,112,100
INVESTMENT NOT ATTRIBUTABLE TO ANY PARTICULAR FUND		
Investment in University of Nairobi Enterprises and Services Limited (UNES)	100,000	100,000
Endowment Fund		
Stg.£654,000 Sasakawa Fellowship Fund	84,287,520	86,707,320
Total of Endowment Fund Investments	84,387,520	86,807,320
Total Trust and Endowment Fund Investments	103,669,816	101,919,420

Note

Long term Investments in securities are stated at fair value as provided by University stock brokers. The resultant Gain/loss are recognised in the appropriate fund accounts.



*The newly completed state of the art Central Examination Centre
Annual Report and Accounts For the Year ended 30th June 2008*

UNIVERSITY OF NAIROBI

	2008	2007
	Kshs.	Kshs.
9. STOCKS AND STORES		
General Stocks	85,230,591	102,430,775
Dental Materials	14,511,210	10,760,346
Pharmacy, Cafeterias	2,616,090	2,866,420
UNES Bookstore	53,714,980	0
SWA stocks	13,471,731	10,688,755
	169,544,602	126,746,296
10. Trade Receivables and Debit Balances		
Sundry Debtors	737,708,131	511,647,575
Program and Projects Balance	1,447,977,966	1,721,074,713
IGU Program Balances	0	203,694,072
Specific Purposes Revenue Grants	11,535,740	82,897,729
Capital fund	77,047,784	77,047,784
Students Welfare Authority (SWA)	1,957,518	18,403,970
	2,276,227,139	2,614,765,843
Less: Provision for bad & doubtful debts	(36,885,407)	(36,210,804)
	2,239,341,732	2,578,555,039
11. SHORT TERM DEPOSITS		
Recurrent Grants	17,296,991	0
Nairobi University Press	2,232,454	2,119,196
CHSS	33,958,215	32,520,232
CHS	4,928,500	4,928,500
CBPS	2,000,000	2,000,000
Specific purposes revenue grants	347,179,207	374,795,959
Trust and Endowment funds	286,556	219,944
IGU Accounts	4,928,769	0
Students Welfare Authority	2,311,989	2,302,848
	415,122,680	418,886,679
12. CASH AND CASH EQUIVALENTS		
Central Cash Balances	502,380,992	512,365,509
Cash in hand	9,307,044	2,647,064
Nairobi University Press Balances	4,886,333	
SWA Balances	38,824,535	38,307,547
Colleges	132,281,294	163,962,676
IGU Accounts	217,064,738	97,149,566
	904,744,936	814,432,362
13. (a) CREDITORS AND OTHER PAYABLES		
Sundry Creditors	263,250,764	836,850,962
Deans Committee Research Grants	451,909	7,418,615
Statutory Deductions - Payroll	210,241,063	387,230,000
Provision for Staff Gratuities	70,014,380	52,672,753
IGU Program Balances	168,394,853	104,640,953
SWA Balances	9,063,622	39,271,907
UNES Clearing	0	203,694,072
	721,416,590	1,631,779,263
13. (b) BANK OVERDRAFT		
SWA Overdraft	9,083,152	2,508,098
UNES Overdraft	143,787,732	77,926,856
BBK-QUEENSWAY BRANCH	423,389,978	126,336,715
KCB.ANNIVERSARY TOWER	0	7,243,742
KCB.KIBWEZI BRANCH	6,159,890	0
B.B.K-WESTLANDSLANDS	0	722,781
KCB UNIVERSITY WAY	475,878	0
KCB. UNIVERSITY WAY	18,169,913	
BBK-QUEENSWAY - CS A/C.	5,656,938	
BARCLAYS BANK HURLINGHAM	5,475,414	
KCB.UNIVERSITY WAY.	81,912	
K.C.B. SARIT CENTRE	95,900	
B.B.K. BARCLAYS PLAZA	3,301,790	2,365,240
KCB MOI AVENUE	9,366,638	
	625,045,133	217,103,432
	1,346,461,724	1,848,882,695

UNIVERSITY OF NAIROBI

14. INCOME

(i) Other Services Rendered

		2008 Kshs.	2007 Kshs.
Other Fee		160,352,556	76,767,561
Service Units	18	8,510,116	99,039,720
		168,862,672	175,807,281

(ii) Accomodation , Catering and other income

House Rents		75,184,930	72,621,202
Income from telephone, telex and fax		110,821	304,826
Library services		12,011	24,412
Sale of Tender Documents		3,072,610	1,218,395
Consultancy		0	25,200
Income from endowment fund		17,523,732	12,134,353
Agency fees (Insurance & Hire purchase)		1,725,658	1,100,003
Staff Education Support Fund		264,100	252,000
Certificate Storage		1,811,410	1,436,600
Reimbursement (Emoluments)		35,911,227	2,098,213
Miscellaneous		8,344,233	384,909
Accomodation and Catering		193,672,103	143,315,278
		337,632,835	234,915,393

(iii) Transfer from IGUs for specific purposes

Income from Grants Overheads Charges

Transfer of funds fom Projects		120,550,817	58,270,157
		120,550,817	58,270,157

Other IGUs

Management & Support Services		96,929,326	101,701,230
Payroll Supplementation		6,268,866	19,737,433
Rates and Ground Rents		10,000,000	0
Funds to Pay Creditors		25,574,412	58,782,356
Purchase of Motor Vehicles		0	2,124,305
Library		12,334,842	1,058,095
Physical Space and Development		111,981,272	74,905,068
Pension - Current		265,817,120	284,771,114
Debt Reduction - Pension		80,281,377	88,433,919
Grants to pay KRA - Current		719,682,886	561,769,403
KPLC		17,990,973	68,174,898
Telkom Kenya		7,489,957	18,321,215
Purchase of Computers		0	13,853,609
UNES Dividends Received		45,518,030	170,478,031
ICT Revolving Fund		22,275,502	16,385,350
Others		5,950,328	61,165,377
		1,428,094,891	1,541,661,402
		1,548,645,708	1,599,931,560

15. EXPENDITURE

(i) Academic Departments

Personal Emoluments		2,089,222,029	1,953,628,867
Clinical Allowance		219,466,723	210,325,409
House allowance		1,112,199,016	1,095,402,141
Teaching Practice C.E.E.S. Kikuyu		14,251,650	8,611,006
Teaching and Office Expenses		82,129,038	65,863,641
Travelling and Transport		29,576,125	27,863,589
Expenditure from service units		6,430,637	84,178,133
		3,553,275,217	3,445,872,786

UNIVERSITY OF NAIROBI

(ii) Central Administration and Central Services

	2008 Kshs.	2007 Kshs.
Personal Emoluments	371,264,644	319,579,273
Management and support services	114,546,440	110,858,430
House Allowance	197,643,030	174,245,269
Travelling and Transport	17,551,413	10,358,756
Publishing and Printing	2,618,960	3,894,685
Purchase of Uniforms	3,479,834	1,716,027
Purchase of Stationery	23,204,128	22,396,119
Postal and Telegram Expenses	630,810	765,147
Telephones	23,741,283	22,889,339
Computer Charges	41,047,072	7,333,271
Insurances	31,114,634	29,279,217
Council Meetings and Ceremonial Expenses	6,225,470	5,487,318
Conference and Seminars	14,866,515	47,083,117
Membership Subscriptions	4,214,007	3,590,738
Bank Charges	12,870,258	2,752,026
Audit Fees	2,088,000	2,435,824
Fees, Commission & Honoraria	2,370,955	2,274,025
Official Entertainment	567,345	507,105
Transport Operating Expenses	19,679,035	17,795,401
Graduation Expenses	5,859,210	8,083,150
University Choir Expenses	2,810,033	1,079,456
Funeral Expenses	1,616,093	1,190,296
Legal Fees	6,794,265	3,633,089
Contracted Security Services	40,385,962	35,106,121
Perf. Contracting, Change mgt., Result based mgt. & Integrity Programs activities	11,873,577	
Depreciation	336,870,389	332,686,294
Alumini	51,794	0
Provision for Bad Debts	36,885,407	36,210,804
Other Expenses	15,452,995	8,200,645
	1,348,323,557	1,211,430,942



The leading University in Kenya as per Webometrics Ranking of World Universities – July 2008

UNIVERSITY OF NAIROBI

	2008 Kshs.	2007 Kshs.
(iii) Academic Services		
Library: Personal Emoluments	100,104,695	93,759,195
Books and Periodicals	23,930,981	38,272,564
Sundry Charges	15,357,921	2,789,604
Computer Services:		
Personal Emoluments	31,378,739	31,221,623
Consumables	652,457	636,696
	171,424,792	166,679,682
(iv) General Educational expenditure		
Examinations stationery	8,018,100	9,995,497
External Examiners	11,707,250	12,376,962
Postgraduate Bursaries	9,198,022	18,202,319
Research and Publications	5,954,678	11,323,474
Staff Development	3,266,668	4,920,087
House to Office Transport Allowance	98,503,504	95,924,633
Passages and leave Travelling Expenses	15,128,209	15,433,706
	151,776,430	168,176,678
(v) Maintenance of Premises		
Rents and Rates	10,047,397	6,634,887
Electricity, Water and Conservancy	209,252,082	177,254,027
Maintenance of Buildings	25,897,897	27,373,942
	245,197,376	211,262,856
(vi) Staff and Students facilities and welfare		
University Medical Scheme	121,159,850	107,805,800
Recruitment Expenses	12,062,834	7,050,209
Travelling outside Kenya	6,930,210	8,378,982
Sports and Games (Inter-University)	51,510	2,590,123
Needy Students	2,247,000	2,165,576
Students Associations	16,623,037	16,624,297
	159,074,440	144,614,987
(vii) S.W.A (Catering & Accommodation Services)		
Purchase of Foodstuff	60,961,152	42,015,640
Gas and Fuel	14,460,374	11,822,441
Maintenance of plants, Machinery Equipment	1,174,551	1,286,733
Maintenance of Buildings & Stations	10,269,043	11,869,376
Halls and Wardens Expenses	41,035	25,965,531
Other Expenses	47,116,503	34,620,504
	134,022,657	127,580,225
(viii) Miscellaneous Expenditure		
Maintenance of Equipment	5,427,210	3,613,434
Nairobi A.S.K. Show	2,859,825	3,120,811
	8,287,035	6,734,245



Promoting Education: The Gandhi Memorial Library

16. CONTINGENT LIABILITIES

- (i) There is a pending law suit against the University filed in the High Court of Kenya by former employees who were retrenched by the University in March 2001. The claim is for damages amounting to about Ksh 279 million. The University has entered its defence.
- (ii) The University has accumulated pending bills due to contractors and consultants amounting to KShs. 532,436,805.00 as at 30-6-2006. One contractor N. K. Brothers has sued the University to recover the outstanding amount.

17. Legal Status

The University is a body corporate established in Kenya under the University of Nairobi Act (Cap 210). The University of Nairobi Act No. 11 of 1985 which is successor to the 1970 Act, became effective on 6th September, 1985.

18. SUPPLEMENTARY ACCOUNTS

(i) Summary of service units income and expenditure for the year ended 30th June 2008

	Income	Expenditure	Surplus/ (Deficit 2007/2008
	Kshs.	Kshs.	Kshs.
Duplicating and Printing	2,677,037	2,683,890	(6,853)
Nairobi University Press	5,833,079	3,746,747	2,086,333
	<hr/>	<hr/>	<hr/>
Surplus/(Deficit) for the year	8,510,116	6,430,637	2,079,479



His Excellency German Ambassador to Kenya, Mr. W.J. Lindner, giving career talk to our students

UNIVERSITY OF NAIROBI

19. Summary of Approved Estimates for the year ended 30th June 2008

	Approved Estimates 2007/2008 Kshs.	Actual 2007/2008 Kshs.	Actual 2006/2007 Kshs.
Personal Emoluments	2,064,887,000	2,107,678,719	1,941,684,484
UNES Management & Support Allowances*	727,210,000	114,546,440	110,858,430
Gratuity and Pension contribution	412,978,000	383,787,178	354,794,690
House Allowance	1,472,416,000	1,355,520,432	1,317,784,737
Other Personal Allowances	60,000,000	54,825,825	53,572,457
House to Office Transport allowance	160,000,000	98,503,504	95,924,633
Passage and Leave Expenses	18,000,000	15,128,209	15,433,706
Clinical Allowance	220,000,000	219,466,723	210,325,409
Transport Operating Expenses	18,000,000	19,679,035	17,795,401
Travelling and Accomodation Expenses	48,000,000	47,133,683	38,269,491
External Travelling and Accomodation	8,000,000	6,930,210	8,378,982
Teaching Practice	13,500,000	14,251,650	8,611,006
Postal and Telegram Expenses	1,000,000	630,810	765,147
Telephone Expenses	20,000,000	23,741,283	22,889,339
Official Entertainment	600,000	567,345	507,105
Electricity, Water and Conservancy	167,000,000	209,252,082	177,254,027
Purchase of Supplies for Teaching & Production Materials	130,000,000	82,775,351	66,453,191
Publishing and Printing Expenses	3,000,000	2,618,960	3,894,685
Purchase of Uniforms and Clothing	2,500,000	3,479,834	1,716,027
Library Expenses	55,000,000	39,807,235	41,062,168
Purchase of Stationery	34,000,000	31,222,228	32,391,616
Advertising and Publicity (Recruitment)	10,000,000	12,062,834	7,050,209
Sports and Equipment (Inter-University)	800,000	51,510	2,590,123
Audit Fees	2,100,000	2,088,000	2,435,824
Payments of Rent and Rates Residential	11,000,000	10,047,397	6,634,887
Computer Charges	26,000,000	41,047,072	7,333,271
Hire of Transport Plant and Machinery	260,000	0	0
Miscellaneous Other Charges	134,100,000	129,333,783	100,472,346
Fees, Commission and Honoraria	2,000,000	2,370,955	2,274,025
Staff Development	14,000,000	3,266,668	4,920,087
Senate, Committee Members Resp. & Council Expenses	11,500,000	6,225,470	5,487,318
Graduation Expenses	6,000,000	5,859,210	8,083,150
Conference and Seminars	20,000,000	14,866,515	47,083,117
University Medical Scheme	120,000,000	121,159,850	107,805,800
Postgraduate Programmes	28,000,000	9,198,022	18,202,319
University Research Programme	100,000,000	5,954,678	11,323,474
Compensation and Ex-Gratia payments	100,000	0	0
Maintenance of Plant, Machinery and Equipment	14,000,000	5,452,210	3,613,434
Maintenance of Buildings and Stations	55,000,000	25,897,897	27,373,942
Students Welfare Authority	115,000,000	134,022,657	127,580,225
Staff Education Support Fund	23,500,000	-	-
Other Service Units	66,000,000	6,430,637	84,035,151
Staff Performance Appraisal and reviews	6,000,000	0	-
Perf. contracting, Change mgt. & Result based mgt. activities training/ Integrity Programs	23,000,000	11,873,577	-
Public Procurement Oversight Authority levy	30,000,000	-	-
Depreciation	0	336,870,389	332,686,294
Students amenities/Activities, Associations	14,000,000	16,623,037	16,624,297
Needy Students	9,000,000	2,247,000	2,165,576
Provision for Bad Debts	0	36,885,407	36,210,804
	6,477,451,000	5,771,381,506	5,482,352,401
Capital Expenditure			
Purchase of Motor Vehicles	40,000,000	18,822,713	31,674,763
Purchase of Plant and Equipment	83,000,000	59,237,828	70,490,894
Capital Development-WIP	150,841,000	212,891,977	85,158,937
Purchase of Computers	200,000,000	41,512,392	89,605,304
	473,841,000	332,464,909	276,929,898

UNIVERSITY OF NAIROBI

20. Summary of Actual Expenditure for the year ended 30th June 2008 Students Welfare Authority(SWA)

	Actual 2008	Actual 2007
	Kshs.	Kshs.
Transport Operating Expenses	1,032,779	1,248,538
Travelling and Accommodation expenses	1,028,663	1,861,497
Telephones	941,579	2,610,635
Postal and Telegram	20,800	3,600
Official Entertainment	8,296,133	93,678
Publishing and Printing Expenses	8,270,119	714,172
Purchase of Uniforms and Clothing	5,957,862	5,757,471
Purchase of Stationery & Office expenses	8,150,655	9,022,806
Miscellaneous Other Charges	1,423,985	1,670,320
Bank Charges	282,247	977,167
Staff Development	820,650	922,297
Conferences and Seminars	476,598	51,500
University Medical Scheme	4,274,418	3,819,282
Fees, Commission and Honoraria	659,101	0
Maintenance of plant, Machinery and Equipment	1,174,551	1,286,733
Maintenance of Buildings and Station	10,267,803	11,869,376
Halls Wardens Expenses	41,035	25,965,531
Electricity,Water & Conservancy	850,000	0
Gas and Fuel	14,460,374	11,822,441
Cleaning Materials	4,632,154	5,602,798
Purchase of Food	60,961,152	42,015,640
	134,022,657	127,315,481



A Vibrant Student Community

21. Other information (5 year Trend)

I) General Revenue Statistics

The following table show changes in the percentage distribution of income and expenditure over the last five years.

	2007/2008	2006/2007	2005/2006	2004/2005	2003/2004
	%	%	%	%	%
Income					
Government Grants	57	58	55	59	62
Tuition and other fees	8	7	9	8	9
Other services rendered	0	0	0	4	8
Other income	35	35	36	29	21
Total Income (%)	100	100	100	100	100
Total Income	5,896,056,404	5,773,859,138	4,822,963,873	4,569,750,125	3,177,618,956
Expenditure					
Academic Departments	62	63	62	65	57
Administration and Central Services	23	22	22	17	23
Academic Services	3	3	3	4	5
General Educational Services	3	3	3	4	7
Maintenance of Premises	4	4	4	5	5
Miscellaneous expenditure	0	0	3	0	0
Staff and students facilities and Welfare	3	3	2	3	3
Students Welfare Authority	2	2	0	3	3
Total Expenditure (%)	100	100	100	100	100
Total Expenditure	5,771,381,506	5,482,352,401	4,780,832,588	4,448,906,455	2,996,365,468

ii) Capital Development Statistics

Receipts

Government Grants - Constructions	42,185,193	29,290,634	0	0	0
- Fixed Assets	78,300,000	27,000,000	531,799,523	51,225,705	39,725,167
External Grants - Constructions	0	0	0	0	0
- Fixed Assets	627,190,710	594,274,975	270,243,599	10,674,331	11,921,838
Total Receipts	747,675,904	650,565,609	802,043,122	61,900,036	51,647,005

Expenditure

Construction	202,495,311	86,196,357	134,323,293	761,968	363,334
Purchase of fixed assets	3,537,997,778	289,411,902	95,522,168	61,900	72,005
Total Expenditure	3,740,493,089	375,608,259	229,845,461	823,868	435,339

iii) Research Grants, Endowment & Donations Statistics

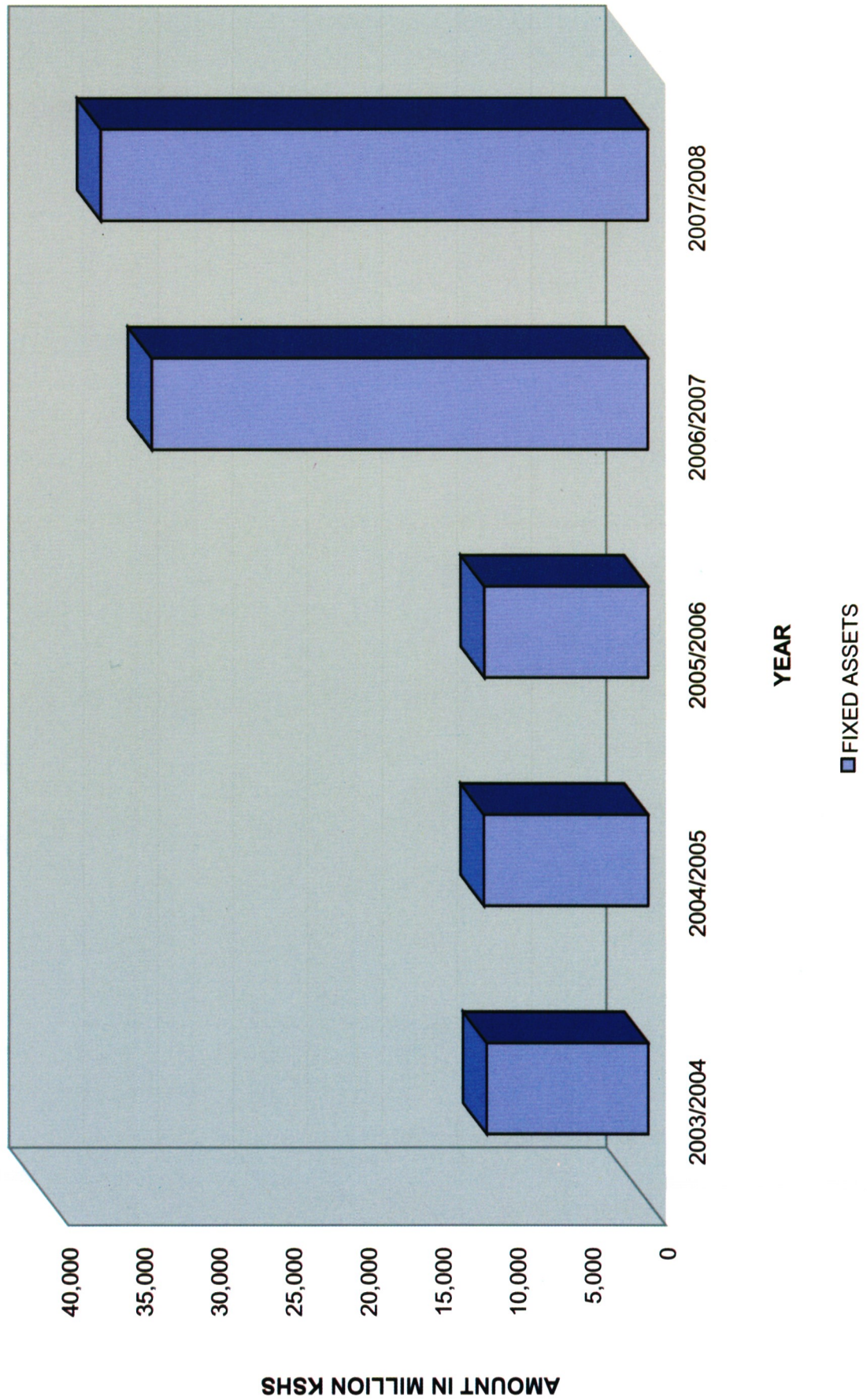
Receipts

Research grants	627,190,710	594,274,975	594,274,975	342,686,330	393,740,984
Endowment and donations	50,027,867	9,757,111	6,662,607	2,789,086	2,789,086


Expenditure

Research grants	650,378,294	543,519,819	543,519,819	356,241,655	304,385,281
Endowment and donations	6,382,379	2,824,246	25,566	9,000	9,000

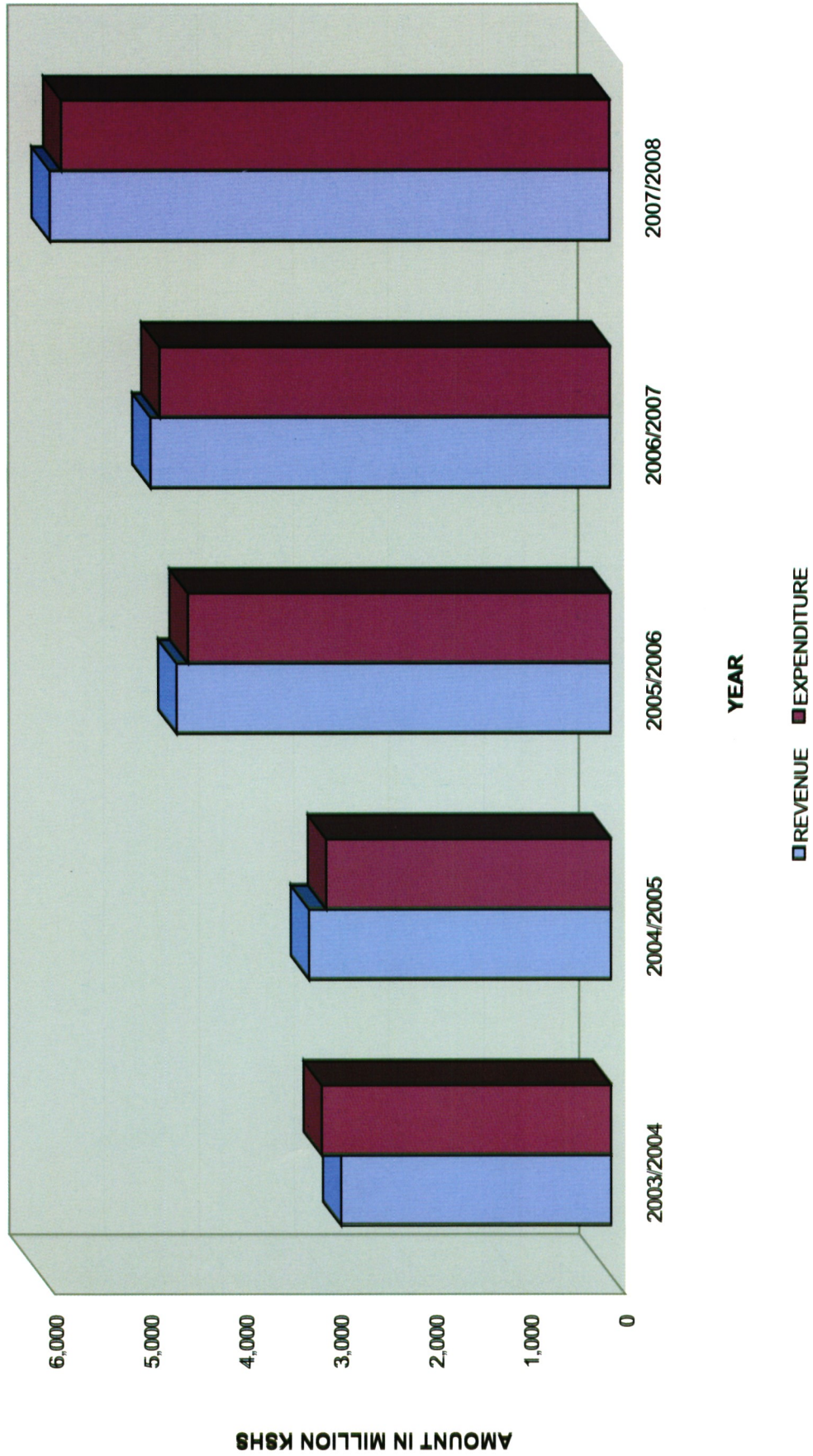
5 YEAR GROWTH OF FIXED ASSETS FROM 2003/2004 TO 2007/2008



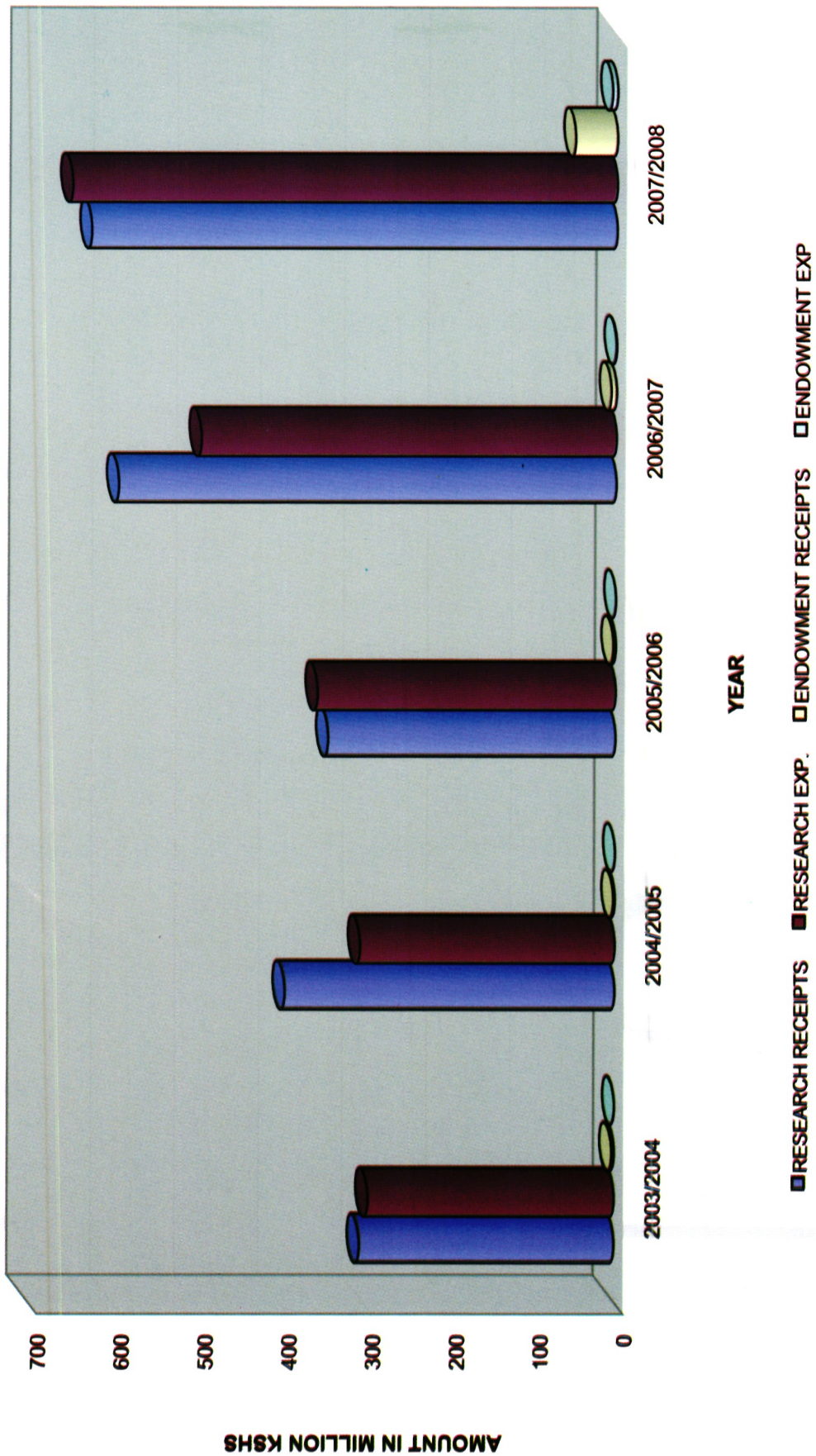
5 YEAR INCOME TREND FROM 2003/2004 TO 2007/2008



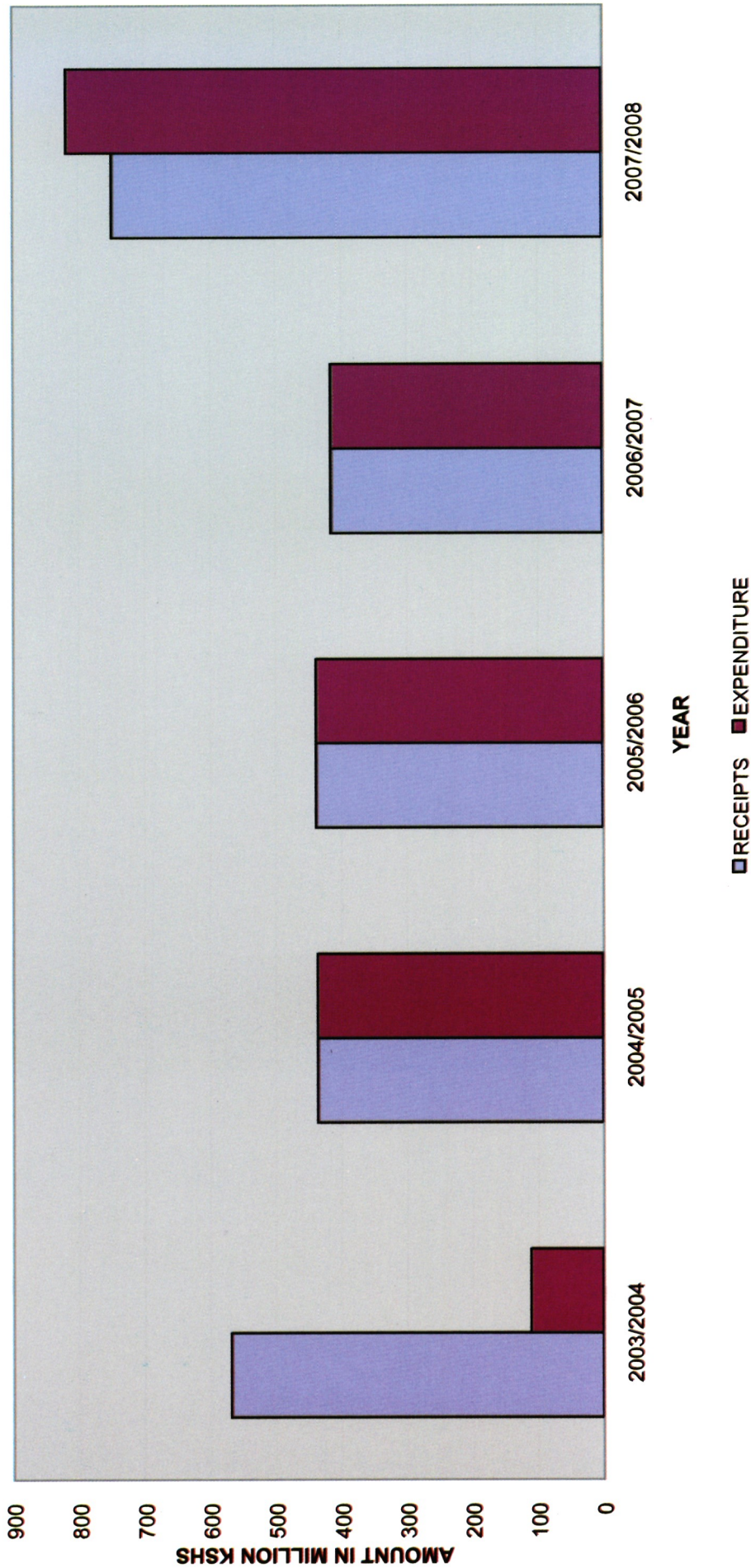
REVENUE AND EXPENDITURE TREND FROM 2003/2004 TO 2007/2008



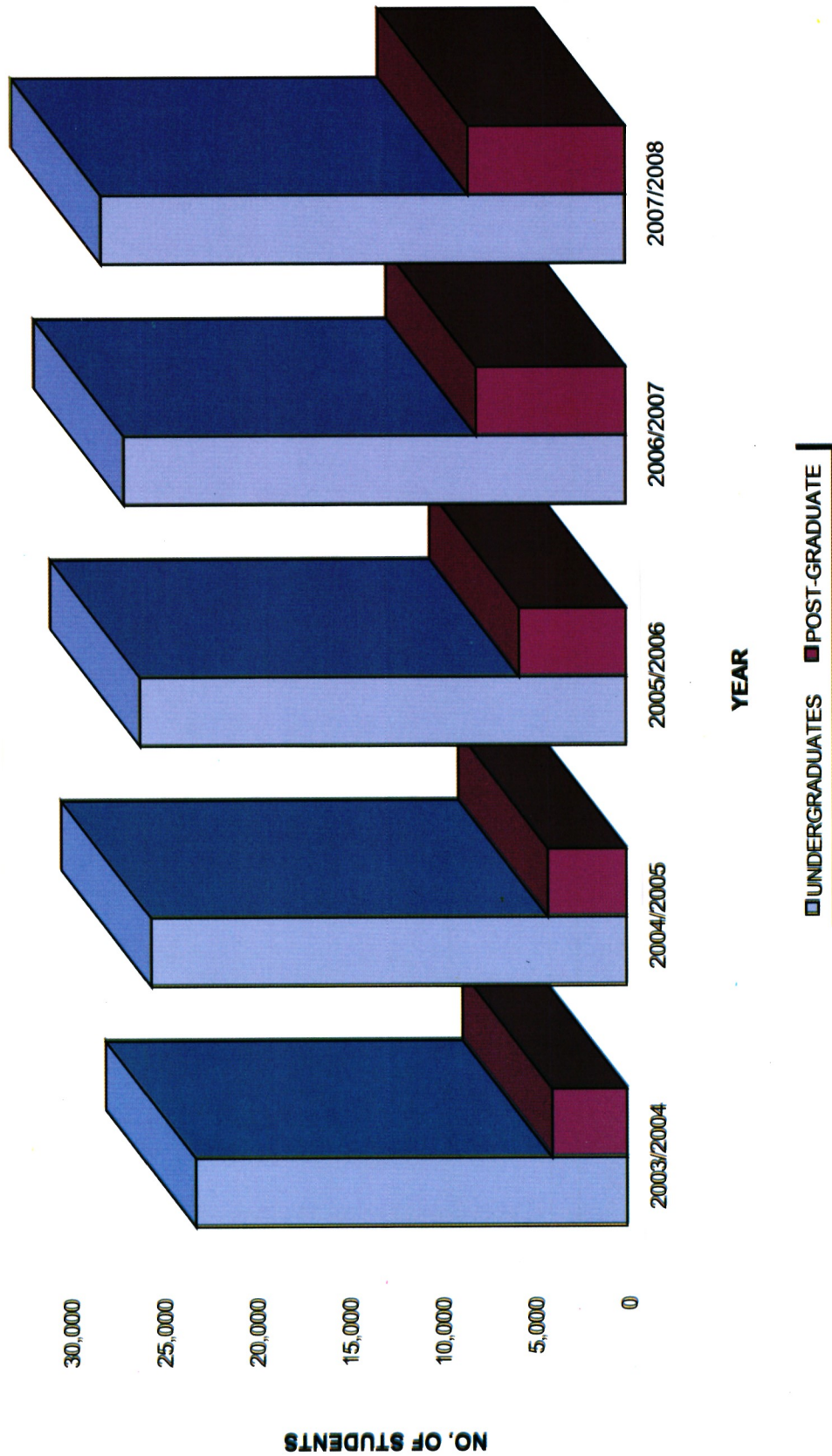
**RESEARCH AND ENDOWMENT
FROM 2003/2004 TO 2007/2008**



CAPITAL DEVELOPMENT FROM 2003/2004 TO 2007/2008



**STUDENT POPULATION
FROM 2003/2004 TO 2007/2008**





The US President, Barack Obama (then Illinois Senator) visit to University of Nairobi in 2006, looking on Mr. John Simba, Council Chairman and Prof. George Magoha, Vice-Chancellor

FINANCE MANAGEMENT TEAM



Mr. M. Karue
Finance Officer



Mr. P. Agutu
Deputy Finance Officer



Mr. P. Busienei
Deputy Finance Officer

UNIVERSITY OF NAIROBI



Alumni - MBA Chapter Launch



University Open Day



Ensuring a Successful Graduation

UNIVERSITY OF NAIROBI



39th Graduation Procession



The Minister, Hon. Sally Kosgey, Officiating 39th Graduation



Technological Access: Library Services



University Creative Technological Innovation



High Tech. Laboratory



University Open Day: Future University Students



UNIVERSITY OF NAIROBI

QUALITY POLICY STATEMENT

The University of Nairobi is committed to quality through teaching research and creative works; fostering an intellectual culture that bridges theory with practice and producing holistic graduates prepared for a life of purpose, service and leadership. The University is committed to good corporate governance, excellence and professionalism, freedom of thought in academic inquiry, responsible citizenship, creativity, innovativeness, teamwork and adaptation to change.

In order to realise this commitment, the University management will monitor and review its quality performance from time to time through the implementation of an effective Quality Management System based on ISO 9001 : 2000 Standards.

A handwritten signature in black ink, appearing to be 'J.M.K.', written in a cursive style.

VICE - CHANCELLOR

7/02/08



UNIVERSITY OF NAIROBI
P. O. Box 30197-00100 NAIROBI, Kenya
Telephone: 318262, Telegrams: Varsity, Telex: 22095