



OFFICE OF THE AUDITOR-GENERAL

Paper laid
By Hon. Katoo Olekelo
my Party Whip
March 08, 2016 (pm)
Mmm



PARLIAMENT
OF KENYA
LIBRARY

REPORT
OF
THE AUDITOR-GENERAL
ON
THE FINANCIAL STATEMENTS OF
PRISONS FARM REVOLVING FUND
FOR THE YEAR ENDED
30 JUNE 2015



KENYA PRISONS SERVICE

(KENYA PRISONS FARMS REVOLVING FUNDS (P.F.R.F))

ANNUAL REPORT AND FINANCIAL STATEMENTS

FOR THE FINANCIAL YEAR ENDED

JUNE 30, 2015

Prepared in accordance with the Accrual Basis of Accounting Method under the International Public Sector Accounting Standards (IPSA)

I. KEY ENTITY INFORMATION AND MANAGEMENT

(a) Background information

ESTABLISHMENT OF THE FARMS REVOLVING FUND

LEGAL NOTICE No. 87

THE EXCHEQUER AND AUDIT ACT (Cap. 412)

IN EXERCISE of the powers conferred by sections 34 (1) and 36 of the Exchequer and Audit Act, the Minister for Finance makes the following Regulations:-

THE EXCHEQUER AND AUDIT (PRISON FARMS FUND) REGULATIONS, 1993

1. These Regulations may be cited as the Exchequer and Audit (PRISONS FARMS FUND) Regulations, 1993 and shall be deemed to have come into operation on the 1st July, 1992.

2. In these Regulations, unless the context otherwise requires-

“Financial year” means the period of twelve months ending
On 30th June in each year;

“Fund” means the Prison Farms Fund established by regulate on 3;

“Officer administering the Fund” means the accounting officer of the Ministry for the time being responsible for prisons or any person appointed by him in writing for that purpose.

3. (1) There shall be established a fund to be known as the
Prison Farm Fund which shall consist of moneys appropriated by Parliament for that purpose.

(2) The Fund shall be administered by the accounting officer of the Ministry for the time being responsible for prisons or any person appointed by him in writing to administer the Fund on his behalf.

(3) All moneys realized from the sale of farm produce, livestock, surplus and unserviceable items of farms assets authorized for disposal by the officer administering the Fund or on his behalf shall be paid into the Fund.

(4) The object and purpose of the Fund is to provide funds required for the development and running of Prison farms for training and rehabilitation of prisoners and inmates.

4. (1) The initial capital of the Fund shall be K£210,000 appropriated by Parliament for that purpose in the 1992/93 financial year.

(2) The surplus realized in any financial year from the operations of the Fund shall be retained on a reserve account of the Fund and any deficiency realized in any financial year shall, subject to prior concurrence of the Treasury, be offset against the realized surplus held in the reserve account of the Fund.

5. The purchase of farm produce from prison farms shall be open to Government ministries or departments, local authorities, state corporations, private organizations and individuals.

6. The selling prices of the farm produce and livestock referred to in regulation 3 shall, where they are not subject to international market forces, be reviewed from time to time by the officer administering the
Fund in consultation with the Treasury.

7. The expenditure on development and running of prison farms under the Fund shall be on the basis of and limited to the annual budget which shall be submitted to the Treasury for approval before the beginning of the financial year to which the budget relates, and any revision of the approved annual budget shall be referred to the Treasury for necessary approval.

8. The Government procurement and disposal procedures shall be strictly adhered to.

9. All receipts, earnings and accruals of the Fund and the balance of the Fund at the close of each financial year shall be retained for the purpose for which the Fund is established.
10. The officer administering the fund shall:-
- (a) Supervise and control the administration of the Fund;
 - (b) Consult with the Minister for the time being responsible for matters relating to finance as may from time to time be required;
 - (c) If he thinks fit, impose conditions on the use of any expenditure authorized by him or on his behalf and may impose any reasonable prohibition, restriction or other requirement concerning such use or expenditure;
 - (d) Cause to be kept all proper books of accounts and other books and records relating to the Fund and to all the various activities and undertakings financed by the Fund;
 - (e) Prepare, sign and transmit to the controller and Auditor – General in respect of each financial year and within four months after the end thereof, a statement of account relating to the Fund in such form as the Treasury may from time to time direct, in accordance with section 18 (2) of the Act.

Made on the 8th April, 1993.

W. M. MUDAVADI,
Minister for Finance.

Principal Activities

The principal activity of the Prisons Farm is to train and rehabilitate prisoners and inmates on general Agriculture and procure necessary raw materials, tools, plants and equipment required thereof and offer for food and ration to inmates.

Management

The Directors who served the entity during the year were as follows:

Josephtha O. Mukobe(Ms)	Principal secretary Coordination
Isaya M. Osugo,CBS	Commissioner General of Prisons
Josphat K. Ituka,MBS	Director Prison Enterprises
Mr.Patrick Kariri,MKIM	Deputy Director Prison Farms

Registered Office

Teleposta Building
Kenyatta Avenue
P.O. Box 30478
Nairobi, KENYA

Corporate Contacts

Telephone: (254) -20-2722900-6
E-mail: commissioner.prisons.go.ke
Website: www.go.ke

Corporate Bankers

Central Bank of Kenya
Haile Selassie Avenue
P.O. Box 60000
City Square 00200
Nairobi, Kenya

Independent Auditors

Auditor General
Kenya National Audit Office
Anniversary Towers, University Way
P.O. Box 30084
GOP 00100
Nairobi, Kenya

Principal Legal Advisers

The Attorney General
State Law Office
Harambee Avenue
P.O. Box 40112
City Square 00200
Nairobi, Kenya

KENYA PRISON FARMS REVOLVING FUND

STATEMENT BY THE OFFICER ADMINISTERING THE FUND



Josephtha O. Mukobe(Ms)


PS- State Department for Coordination of National Government

I am happy to note that the Prison Farms Revolving Fund has continued to meet its set purpose and objectives of providing funds required for the development and running of prison farms for agricultural training of prisoners and inmates since its establishment in 1993. During the year under review, the fund realized a gross profit of Kshs. **110,038,496.58** which is an increase of 24.27% as compared to Kshs 88,549,436.46 realized in 2013/2014. The net asset base of the fund also increased from Kshs.345, 670,289.56 in 2014/2015 to Kshs. 399,121, 813.66 which is an increase of 15.5%. Indeed this was a great improvement in the operations of the fund.

This impressive financial performance of the fund indicates that prison farms are increasingly supplying more food to the prisons as food and ration. This year alone, food worthy Kshs. 184, 224, 993.58 was supplied to prisoners' food and ration from prison farms. This a clear indication that prison farms revolving fund is on course to achieve our strategic objective of making prisons self sufficient in food production.

I take this opportunity to sincerely thank the Commissioner General of Prisons and his management team for instituting prudent measures to ensure that the fund continued to grow and meet its set objectives. I urge prison department to double its efforts to ensure that the fund not only fulfills its purpose but also produce adequate food to feed the entire prison population and ensure that prisons are self sufficient in food production

STATEMENT BY THE COMMISSINER GENERAL OF PRISONS



ISAYA M. OSUGO, CBS
COMMISSIONER GENERAL OF PRISONS


The establishment of Prison Farms Revolving Fund in 1993 has provided the much needed support for prisons farming activities by ensuring timely and reliable source of money required for procurement of farm inputs. During the year under review, the fund supported farming activities in 85 agricultural prisons across the country and offered agricultural training to over 10,000 prisoners in various fields. Rehabilitation of prisoners through agricultural training in modern farming methods and technology is one of the most appropriate training for prisoners as agriculture is the backbone of Kenya's economy. Prisoners who benefit from agricultural training in prison farms leave prisons with sufficient and relevant skills ready to be absorbed and

integrated into the fast growing agricultural sector. This does not only provide chance for prisoners to get employment but also contribute to national food security and poverty reduction in line with vision 2030

Food produced from prison farms is supplied to prisoners ration and paid for by the department at subsidized cost and the money realized recycled to the fund for further training and food production. In the last financial year alone, prison farms supplied to the prisoners food and ration food worthy over Kshs.184,224, 993.58. This has helped prisons to reduce the cost of feeding prisoners and ensure fresh and nutritious supply of food for prisoners. However, food supplied to prisoners food and ration from prison farms is just a drop in the ocean. Food requirement in prisons is one of the biggest concern for the government today and prison farm have a great opportunity to fully utilize all available land and prisoners labour to bridge this gap.

The growth witnessed in the fund during the year under review is commendable. Surplus funds realized in the operation of the fund will be ploughed back into the farming activities to expand and improve on prisoners training program and food production to ensure that prisons become food self sufficient in the very near future.

STATEMENT BY THE DIRECTOR FOR PRISON ENTERPRISES



JOSPHAT K. ITUKA, MBS, ACGP


DIRECTOR OF PRISONS ENTERPRISES

The Kenya Prisons Enterprises comprise of Prisons Farms and Industries. Prison Farms operate under the Prisons Farms Revolving Fund established by Legal Notice No. 84 of the Exchequer and Audit Act (Cap 412) Regulations, 1993.


During the financial year 2014/2015, the operations of prisons farms revolving fund remained focused on the set purpose and objectives. As a result, the performance of the fund was impressive. Prison farms remained as centres of training and learning for prisoners and by extension demonstration farms for the local communities. The number of prisoners joining agricultural training in various fields increased from to 10, 300 in 2013/2014 to 12,850. Besides employing technical agricultural prison officers in the training programme, prison farms also partnered and collaborated with nongovernmental agro- business organizations key among them being Faraja Trust, Resource Oriented Initiative (Rodi) and local universities. The joint collaboration enriched the training program, exchange of best practices and lessons learnt in the field of agriculture.

During the year under review, prison farm also experienced great expansion and intensification of farming. Land under cultivation increased from 3,500 Acres to 4, 050 while unit production increased by between 18% to 20% in different agricultural activities.

Generally the year 2014/2015 has seen marked improvement for prison farms. The year's performance has set a benchmark and plans have been formulated and piloted to scale up food production from prison farms for prison's food self- sustainability.



STATEMENT BY THE DEPUTY DIRECTOR FOR PRISON ENTERPRISES (FARMS)



Mr. Patrick Kariri, MKIM

During the financial year ended 30th June 2015, 85 Prison stations were involved in various agricultural activities for which they were funded through the Kenya Prisons Farms Revolving Fund (PFRF). An amount of Ksh56, 586,972.06 was expended as operating costs during the year for all the Prison stations.

The object and purpose of the fund is to provide funds required for the development and running of Prison farms for training and rehabilitation of prisoners and inmates. Sale of farm produce is open to Government ministries or Departments, Local authorities, state corporations, private organizations and individuals. Farming activities carried out in the stations during the year include horticulture and afforestation, food and cash crop production and livestock rearing. The arable land under cultivation was 4,050 acres representing about 49% of land available for farming.

During the year, almost all the food crop produce was supplied to the prison kitchens as food ration for prisoners and inmates. Vegetable production and supply to prisoners food ration performed very well accounting to 80% of the annual requirement

The year ahead looks promising especially the maize crop from which we expect a good harvest from the main producing stations. It is also projected that acreage under the maize crop and rice will be increased by a further 600 acres. New farm equipment and machinery will be procured as captured in the budget. Emphasis will also be laid on livestock to increase production of meat towards food ration for inmates and prisoners

STATEMENT OF DIRECTOR'S RESPONSIBILITIES

The Exchequer and Audit Act Cap 412 under Legal Notice No.87 of 1992, require the Directors to prepare financial statements in respect of that *Prison Farms Revolving Fund*, which give a true and fair view of the state of affairs of the *Farms*, at the end of the financial year/period and the operating results of the *Farms* for that year/period. The Directors are also required to ensure that the *Farms* keeps proper accounting records which disclose with reasonable accuracy the financial position of the *Farms*. The Directors are also responsible for safeguarding the assets of the *Farms*.

The Directors are responsible for the preparation and presentation of the *Farm's* financial statements, which give a true and fair view of the state of affairs of the *Farm* for and as at the end of the financial year (period) ended on June 30, 2015. This responsibility includes: (i) maintaining adequate financial management arrangements and ensuring that these continue to be effective throughout the reporting period; (ii) maintaining proper accounting records, which disclose with reasonable accuracy at any time the financial position of the *Farms*; (iii) designing, implementing and maintaining internal controls relevant to the preparation and fair presentation of the financial statements, and ensuring that they are free from material misstatements, whether due to error or fraud; (iv) safeguarding the assets of the *Farms*; (v) selecting and applying appropriate accounting policies; and (vi) making accounting estimates that are reasonable in the circumstances.

The Directors accept responsibility for the *Farm's* financial statements, which have been prepared using appropriate accounting policies supported by reasonable and prudent judgements and estimates, in conformity with International Financial Reporting Standards (IFRS), and in the manner required by the PFM Act and the State Corporations Act. The Directors are of the opinion that the *Farm's* financial statements give a true and fair view of the state of *Farm's* transactions during the financial year ended June 30, 2015, and of the *Farm's* financial position as at that date. The Directors further confirm the completeness of the accounting records maintained for the *Farm*, which have been relied upon in the preparation of the *Farm's* financial statements as well as the adequacy of the systems of internal financial control.

Nothing has come to the attention of the Directors to indicate that the *Farms* will not remain a going concern for at least the next twelve months from the date of this statement.

Approval of the financial statements

The *Prison Farm* financial statements were approved by the Principal Secretary State Department of coordination. _____ 2015



JOSEPHTA O. MUKOBE (MS)
P.S STATE DEPARTMENT OF COORDINATION

ISAYA M. OSUGO, CBS
COMMISSIONER GENERAL OF PRISONS



OFFICE OF THE AUDITOR-GENERAL

REPORT OF THE AUDITOR-GENERAL ON PRISONS FARM REVOLVING FUND FOR THE YEAR ENDED 30 JUNE 2015

REPORT ON THE FINANCIAL STATEMENTS

I have audited the accompanying financial statements of Prisons Farm Revolving Fund set out on pages 1 to 17 which comprise the statement of financial position as at 30 June 2015 and the statement of financial performance, statement of cash flows, statement of changes in net assets and statement of comparison of budget and actual amounts for the year then ended, and a summary of significant accounting policies and other explanatory information in accordance with the provisions of Article 229 of the Constitution of Kenya and Section 14 of the Public Audit Act 2003. I have obtained all the information and explanations which, to the best of my knowledge and belief, were necessary for the purpose of the audit.

Management's Responsibility for the Financial Statements

Management is responsible for the preparation and fair presentation of these financial statements in accordance with International Public Sector Accounting Standards (Accrual Basis) and for such internal control as management determines is necessary to enable the preparation of financial statements that are free from material misstatement, whether due to fraud or error.

The management is also responsible for the submission of the financial statements to the Auditor-General in accordance with the provisions of Section 13 of the Public Audit Act, 2003.

Auditor-General's Responsibility

My responsibility is to express an opinion on these financial statements based on the audit and report in accordance with the provisions of Section 15(2) of the Public Audit Act, 2003 and submit the audit report in compliance with Article 229(7) of the Constitution. The audit was conducted in accordance with International Standards of Supreme Audit Institutions (ISSAIs). Those standards require compliance with ethical requirements and that the audit be planned and performed to obtain reasonable assurance about whether the financial statements are free from material misstatement.

An audit involves performing procedures to obtain audit evidence about the amounts and disclosure in the financial statements. The procedures selected depend on the auditor's judgment, including the assessments of the risks of material misstatement of the financial statements, whether due to fraud or error.

In making those risk assessments, the auditor considers internal control relevant to the entity's preparation and fair presentation of the financial statements in order to design audit procedures that are appropriate in the circumstances, but not for the purpose of expressing an opinion on the effectiveness of the Fund's internal control. An audit also includes evaluating the appropriateness of the accounting policies used and the reasonableness of accounting estimates made by the management, as well as evaluating the overall presentation of the financial statements.

I believe that the audit evidence obtained is sufficient and appropriate to provide a basis for my adverse audit opinion.

Basis for Adverse Opinion

1. Debtors

The statement of financial position as at 30 June 2015 reflects debtors balance of Kshs.189,490,028.00 which has been explained as debts for food ration supplied to the Commissioner General of Prisons. No reasons have been given by the Commissioner General for failure to pay the huge outstanding debt.

2. Suspense Account

The financial statement reflects a Kshs.15,639,561.44 Suspense Account figure brought forward from previous year which has not been supported with documentation and analysis. Consequently, I am unable to confirm accuracy, validity and completeness of the Kshs.15,639,561.44 liability.

3. PMG Balance

The Fund did not prepare monthly bank reconciliation statement for the year under review hence it was not possible to ascertain whether all bank transactions and bank balances were fairly stated. Further, the Kshs.51,697,291.80 PMG balance was not supported with a bank certificate. Consequently, it is not possible to confirm the accuracy of the cash and bank balances.

Adverse Opinion

In my opinion, because of the significance of the matters discussed in the Basis for Adverse Opinion paragraph, the financial statements do not present fairly, the financial position of Prisons Farm Revolving Fund as at June 30 2015, and its financial performance and its cash flows for the year then ended, in accordance with International Public Sector Accounting Standards (Accrual Basis) and do not comply with Public Finance Management Act, 2012 and the Exchequer and Audit (Prisons Farm Revolving Fund) Regulations, 1988.

Other Matter

Internal Controls

The Fund has a weak internal control system in place and irregularities or errors may have occurred which could not have been detected. My opinion is not qualified in respect of this matter.



**FCPA Edward R. O. Ouko, CBS
AUDITOR-GENERAL**

Nairobi

10 February 2016

KENYA PRISONS FARMS FUND ACCOUNT
STATEMENT OF FINANCIAL PERFORMANCE FOR THE YEAR ENDED 30TH JUNE 20

DETAILS	NOTE	2014-2015	2013-2014
Sales	2	184,224,993.58	231,175,641.60
Less: previous Debts paid during the year			142,738,981.20
		184,224,993.58	88,436,660.40
Opening Stock (1-7-2015)			
Livestock		25,980,990.00	21,093,780.00
Growing Crops		78,280,633.00	50,213,600.00
Harvested Crops		28,070,550.00	10,060,893.00
Farm Inputs		9,554,315.00	6,225,199.00
Sub-Total		141,891,488.00	87,593,472.00
ADD PURCHASES	3	84,298,090.00	54,195,240.00
Sub-Total		226,189,578.00	141,788,712.00
LESS CLOSING STOCK			
Livestock		31,833,650	25,980,990.00
Growing Crops	4	87,663,611.00	78,280,633.00
Harvested Crops		4,724,395.00	28,075,550.00
Farm Inputs		27,781,425.00	9,554,315.00
Sub-Total		152,003,081.00	141,891,488.00
Cost of Sales		74,186,497.00	(102,776.00)
Gross Profit/Loss		110,038,496.58	88,549,436.40
Less Operating Expenses:			
2210101 - Electricity		7,150.00	
2210102 - Water & Sewerage Charges		100,000.00	100,000.00
2210203-Postal services		53,500.00	5,970.00
2210301 - Travel Costs		3,647,117.00	972,210.00
2210302 - Accom. Domestic travel		4,746,600.00	4,498,575.00
2210303 - Daily Subsistence		2,440,200.00	4,351,975.00
2210504 - Advertising Awareness & Publicity		15,500.00	25,000.00
2210505 - Trade Shows & Exhibition		386,050.00	243,600.00
2210503 Subscription to newspapers		54,300.00	109,500.00
2210801-catering services		210,860.00	139,000.00
2211016 - Purch. Of Uniform & Clothing (Staff)		650,000.00	80,000.00
2211101 - General Office Supplies		1,381,183.00	1,772,320.00
2210711-tuition fee		118,920.00	
2211201 - Refined Fuel & Lubricants for Transport		7,528,111.00	5,189,633.00
2211202 - Refined Fuel & Lubricants for Production		19,974,730.00	10,967,221.00

3111103 – Purch of Agri. Machinery & Equip		4,416,000.00	
2220101 - Maint. M/Vehicle		1,721,154.00	776,945.00
2220201 - Maint. Of Plant, Mach. & Equip		3,620,136.00	3,961,985.00
2220209 - Minor Alteration to building & C/Works		1,692,520.00	1,090,080.00
Depreciation - uncoded	1C	3,822,941.06	3,868,228.10
Total Operating costs		56,586,972.06	38,152,242.00
Net Profit/Loss		53,451,524.52	50,387,194.30



JOSEPHTA O. MUKOBE (MS)
PS: State Department of Coordination

ISAYA M. OSUGO, CBS
Commissioner General of Prisons


KENYA PRISONS FARMS REVOLVING FUND

STATEMENT OF FINANCIAL POSITION AS AT 30TH JUNE 2015

DETAILS	NOTES	2014/2015	2013/2014
		KSH	KSH
FIXED ASSETS			
Motor Vehicles NBV		10,264,012.80	11,547,013.80
Tractors		12,554,676.66	13,949,640.70
Farm machinery		4,334,900.59	5,212,600.00
Computers		2,261,342.01	2,380,360.00
Motor bikes		1,095,140.55	1,152,779.50
Trailers		1,721,772.25	1,812,391.80
Scrap machinery	8	1,096,300.00	1,096,300.00
Total Fixed Assets		33,328,144.86	37,151,088.10
Investments	5	2,364,895.00	2,364,895.00
SUB TOTALS		35,693,039.86	39,515,983.10
CURRENT ASSETS			
Livestock		31,833,650.00	25,980,990.00
Growing crops	4	87,663,611.00	78,280,633.00
Harvested crops		4,724,395.00	28,075,550.00
Farm inputs		27,781,425.00	9,554,315.00
Debtors	6	189,490,028.00	53,947,131.00
P.M.G.	9	51,697,291.80	110,344,815.00
Total Current Assets		393,190,400.80	306,183,434.00
LESS CURRENT LIABILITIES			
Creditors	10	29,761,627.00	129,127.00
Net Current Assets		363,428,772.72	306,154,307.00
NET ASSETS		399,121,813.66	345,670,289.00
FINANCED BY;			
Prisons farm fund account	11	4,200,000.00	4,200,000.00
Accumulated reserves	12	323,465,832.70	273,078,638.00
Capital investment reserve	5	2,364,895.00	2,364,895.00
Suspense	13	15,639,561.44	15,639,561.00
NET PROFIT/LOSS		53,451,524.52	50,387,194.00
		399,121,813.66	345,670,289.00



JOSEPHTA O. MUKOBE (MS)
PS: State Department of Coordination



ISAYA M. OSUGO, CBS
Commissioner General of Prisons

STATEMENT OF CHANGES IN NET ASSETS

For the year ended 30 June 2015

	Farms account	Accumulated Reserves	Capital Investment
Balance as at 30 th June,2012	4,200,000.00	184,976,217.45	2,364,895.00
Add surplus for the prev.year	(-)	40,690,008.93	(-)
Balance as at 30 th June, 2013	4,200,000.00	225,666,226.38	2,364,895.00
Add surplus for the prev.year	-	47,412,412.82	-
Balance as at 30 th June,2014	4,200,000.00	273,078,639.80	2,364,895.00
Add surplus for the prev.year	-	50,387,194.32	-
Balance as at 30 th June 2015	4,200,000.00	323,465,832.70	2,364,895.00

STATEMENT OF CASH FLOWS

CASH FLOWS FROM OPERATING ACTIVITIES (REVENUE COLLECTION)	2014-2015	2013-2014
RECEIPT FROM VARIOUS STATION	48,682,097.80	178,414,502.85
PAYMENTS;		
2210101 - Electricity	7,150.00	-
2210102 - Water & Sewerage Charges	100,000.00	100,000.00
2210203-Postal services	53,500.00	5,970.00
2210301 - Travel Costs	3,647,117.00	972,210.00
2210302 - Accomm. Domestic travel	4,746,600.00	4,498,575.00
2210303 - Daily Subsistence	2,440,200.00	4,351,975.00
2210504 - Advertising Awareness & Publicity	15,500.00	25,000.00
2210505 - Trade Shows & Exhibition	386,050.00	243,600.00
2210503 Subscription to newspapers	54,300.00	109,500.00
2210801-catering services	210,860.00	139,000.00
2211016 - Purch. Of Uniform & Clothing (Staff)	650,000.00	80,000.00
2211101 - General Office Supplies	1,381,183.00	1,772,320.00
2211102 Supplies and Accessories for Computers		
2211201 - Refined Fuel & Lubricants for Transport	6,528,111.00	5,189,633.00
2211202 - Refined Fuel & Lubricants for Production	17,974,730.00	10,967,221.00
3111103 – Purch. Of Agri. Mach & Equip	4,416,000.00	
2220101 - Maint. M/Vehicle	1,721,154.00	776,945.00
2220201 - Maint. Of Plant, Mech. & Equip	3,620,136.00	3,961,985.00
2220209 - Minor Alteration to building & C/Works	1,692,520.00	1,090,080.00
2210711-tuion fees	118,920.00	
2211003-Veterinary materials	8,842,000.00	3,694,059.00
2211004-Fungicides and sprays	14,071,000.00	6,740,970.00
3111301 -Certified Seed	7,006,590.00	4,241,682.00
2211007-Purchase of Agri,material	27,076,000.00	39,518,529.00
3111302-Breeding stock	570,000.00	
Add Payment (Creditors) from previous year b/d		34,622,189.30
SUB-TOTAL PAYMENT	107,329,621.00	123,101,443.30
ADD CASH FLOWS FROM INVESTING ACTIVITIES;		
Purchases of plant and Equipments (Posh mill)		990,000.00
TOTAL PAYMENT	107,329,621.00	124,091,443.30
NET INCREASE/(DECREASE) IN CASH	(58,647,523.20)	54,323,059.55
cash equivalent as at 1st July	110,344,814.62	56,021,755.07
cash equivalent as at 30th June 2015	51,697,291.42	110,344,814.62

STATEMENT OF COMPARISON OF BUDGET AND ACTUAL AMOUNTS

FARM'S BUDGET

ITEM	DESCRIPTION	ORIGINAL BUDGET 2014- 2015	ADJUSTMENTS 2014-2015	FINAL BUDGET 2014-2015	ACTUAL COMPARABLE BASIS 2014- 2015	PERFORMANCE DIFFERENCE 2014-2015
	TOTAL INCOME (REVENUE)	184,224,993.58			184,224,993.58	
2210101	Electricity	100,000		100,000	7,150.00	92,850.00
2210102	Water/sewage charges	200,000		200,000	100,000.00	100,000
2210201	Tel,Tax &mobile services	50,000		50,000		50,000
2210203	postage services	50,000		50,000	53,500	(3,500)
2210301	Travel cost	2,500,000		2,500,000	3,647,117	(1,147,117)
2210302	Accomodation, travel	4,000,000		4,000,000	4,746,600	(746,600)
2210303	daily sub allowance	3,000,000	(1,000,000)	2,000,000	2,440,200	(440,200)
2210503	Subscription to newspaper	200,000	(100,000)	100,000	54,300	45,700
2210504	Advertising awareness	200,000	(100,000)	100,000	15,500	84,500
2210505	Trade shows & Exhibition	500,000		500,000	386,050	113,950
2210706	Book allowance	70,000		70,000		70,000
2210707	Project allowance	80,000		80,000		80,000
2210711	Tuition fee allowance	1,000,000		1,000,000	118,920	881,080
2210801	Catering services	200,000		200,000	210,860	(10,860)
2211003	Veterinarian supplies	6,500,000		6,500,000	8,842,000	(2,342,000)
2211004	Fungicide,insecticides,sprays	6,500,000	2,600,000	9,100,000	14,071,000	(4,971,000)
2211007	Agri,mat, & small equip	38,000,000	11,900,000	49,900,000	50,901,000	(1,001,000)
2211016	Purchase of uniform	1,000,000	(300,000)	700,000	650,000	50,000
2211101	General office supplies	2,500,000	(1,100,000)	1,400,000	1,381,183	18,817
2211102	Supplies & Accessories	100,000	(100,000)			
2211201	Refined fuel for transport	6,000,000	1,000,000	7,000,000	7,528,111	(528,111)

2211202	Refined fuel for production	16,000,000	3,000,000	19,000,000	19,974,730	(974,730)
2211301	Bank services	50,000		50,000		50,000
2211324	Registration of land	50,000		50,000		50,000
2220101	Maint.expense of M/vehicle	2,000,000	(1,400,000)	600,000	1,721,154	(1,121,154)
2220201	Maint.expense of Ma/equip	7,000,000	(3,000,000)	4,000,000	3,620,136	379,864
2220209	Minor alt to building	4,000,000	(3,000,000)	1,000,000	1,692,520	(692,520)
2220210	Maint of comp,software	100,000		100,000		100,000
3110701	Motor vehicles					
3110705	Pur. Of trucks & trailers	5,000,000		5,000,000		5,000,000
3110706	Pur. Of tractors	30,000,000	(10,000,000)	20,000,000		20,000,000
3111002	purchase of computers	200,000		200,000		200,000
3111004	Pur. of exchange & others	200,000		200,000		200,000
3111103	Pur. Of agri. Mach	5,000,000	4,000,000	9,000,000	4,416,000	4,584,000
3111301	Purchase of certified crops	7,000,000		7,000,000	7,006,590	(6,590)
3111302	Purchase of breeding stock	7,000,000	(2,400,000)	4,600,000	3,477,500	1,122,500
	TOTAL EXPENDITURE	156,350,000	45,000,000	156,350,000	137,062,121.00	19,287,870.00
	SURPLUS FOR THE PERIOD	27,874,993.00			47,162,872.58	

NOTES TO THE FINANCIAL STATEMENTS

1. Statement of compliance and basis of preparation – IPSAS 1

The Prisons Farms Revolving Fund's financial statements have been prepared in accordance with and comply with International Public Sector Accounting Standards (IPSAS). The financial statements are presented in Kenya shillings, which is the functional and reporting currency of the fund. The accounting policies have been consistently applied to all the years presented.

The financial statements have been prepared on the basis of historical cost, unless stated otherwise. The cash flow statement is prepared using the direct method. The financial statements are prepared on accrual basis.

2. Summary of significant accounting policies

PRISONS FARM REVOLVING FUND 30TH JUNE 2015

NOTES TO THE ACCOUNTS

1. ACCOUNTING POLICIES

(a) Property, plant and equipment

All property, plant and equipment are stated at cost less accumulated depreciation and impairment losses. Cost includes expenditure that is directly attributable to the acquisition of the items. When significant parts of property, plant and equipment are required to be replaced at intervals, the entity recognizes such parts as individual assets with specific useful lives and depreciates them accordingly. Likewise, when a major inspection is performed, its cost is recognized in the carrying amount of the plant and equipment as a replacement if the recognition criteria are satisfied. All other repair and maintenance costs are recognized in surplus or deficit as incurred. Where an asset is acquired in a non-exchange transaction for nil or nominal consideration the asset is initially measured at its fair value.

Depreciation- is calculated on reducing balance basis at annual rates estimated to write off carrying values of the assets over their expected useful lives. The annual depreciation rates in use are:-

Tractors	10%
Computers	5%
Machinery	5%
Motor vehicles	10%
Tools	33 1/3%

(b) Sales Recognition

Sales are recognized to the extent that is probable that the economic benefits will flow to the Prison Farm Fund and the sales can be reliably measured. The sales value includes cash sales and credit sales invoiced to individuals, all Prison Stations and government Ministries and Departments.

(c) Budget information

The annual budget is prepared on the accrual basis, that is, all planned costs and income are presented in a single statement to determine the needs of the entity. As a result of the adoption of the accrual basis for budgeting purposes, there are no basis, timing or entity differences that would require reconciliation between the actual comparable amounts and the amounts presented as a separate additional financial statement in the statement of comparison of budget and actual amounts.

(d) Capital Investment Reserves

This is recognized when allotment of shares was done by issuing organization to its members. The investments in KTDA Ltd quoted were issued without cash exchange but purely on membership as a producer of tea in the respective factories. Being a capital transaction in principle, the shares are thereby recognized as investment and accordingly an investment reserve has been created to recognize this.

(e) Revenue Reserve

Constitutes retained surpluses from operations of the fund pending Treasury decision on its disposal. Any deficiency realized in any financial year shall, subject to Treasury approval, be set-off against the retained surpluses.

The preparation of statement of financial performance and statement of financial position for the year ended 30th June, 2015 is based from manual records i.e. Revenue, Expenditure return and stock taking certificates from the stations.

2. The current sales for the year constitute the following:

Sales	<u>2013/2014</u>	<u>2014/2015</u>
Sales	178,414,502.85	48,682,097.80
Add sales from disposal	-	
Credit Sales for the year	<u>52,761,138.81</u>	135,542,895.78
Total	<u>231,175,641.66</u>	<u>184,224,993.58</u>

Cash and cash equivalents

Cash and cash equivalents comprise cash on hand and cash at bank, short-term deposits on call and highly liquid investments with an original maturity, which are readily convertible to known amounts of cash and are subject to insignificant risk of changes in value. Bank account balances include amounts held at the Central Bank of Kenya at the end of the financial year. For the purposes of these financial statements, cash and cash equivalents also include short term cash imprests and advances to authorised public officers and/or institutions which were not surrendered or accounted for at the end of the financial year.

Comparative figures

Where necessary comparative figures for the previous financial year have been amended or reconfigured to conform to the required changes in presentation

Significant judgments and sources of estimation uncertainty

The preparation of the Farm's financial statements in conformity with IPSAS requires management to make judgments, estimates and assumptions that affect the reported amounts of revenues, expenses, assets and liabilities, at the end of the reporting period. However, uncertainty about these assumptions and estimates could result in outcomes that require a material adjustment to the carrying amount of the asset or liability affected in future periods.

State all judgements, estimates and assumptions made:

Estimates and assumptions

The key assumptions concerning the future and other key sources of estimation uncertainty at the reporting date, that have a significant risk of causing a material adjustment to the carrying amounts of assets and liabilities within the next financial year, are described below. The Entity

based its assumptions and estimates on parameters available when the consolidated financial statements were prepared. However, existing circumstances and assumptions about future developments may change due to market changes or circumstances arising beyond the control of the Entity. Such changes are reflected in the assumptions when they occur.

Useful lives and residual values

The useful lives and residual values of assets are assessed using the following indicators to inform potential future use and value from disposal:

- The condition of the asset based on the assessment of experts employed by the Entity
- The nature of the asset, its susceptibility and adaptability to changes in technology and processes
- The nature of the processes in which the asset is deployed
- Availability of funding to replace the asset
- Changes in the market in relation to the asset

Inventories

Inventory is measured at cost upon initial recognition. To the extent that inventory was received through non-exchange transactions (for no cost or for a nominal cost), the cost of the inventory is its fair value at the date of acquisition.

Costs incurred in bringing each product to its present location and condition are accounted for, as follows:

- Raw materials. purchase cost using the weighted average cost method

After initial recognition, inventory is measured at the lower of cost and net realizable value. However, to the extent that a class of inventory is distributed or deployed at no charge or for a nominal charge, that class of inventory is measured at the lower of cost and current replacement cost.

Net realizable value is the estimated selling price in the ordinary course of operations, less the estimated costs of completion and the estimated costs necessary to make the sale, exchange, or distribution.

Inventories are recognized as an expense when deployed for utilization or consumption in the ordinary course of operations of the Entity

3.The purchase reported refers to total farm inputs as detailed below:

	<u>2013/2014</u>	<u>2014/2015</u>
Purchases		
2211003-veterinary supplies	3,694,059.00	8,842,000.00
2211004-fungicide	6,740,970.00	14,071,000.00
3111301-purchase of seeds	4,241,682.00	7,006,590.00
3111302-purch.of breeding stock	-	3,477,500.00
2211007-agricultural material	40,508,529.00	50,901,000.00
	<u>55,185,240.00</u>	<u>84,298,090.00</u>

4.Growing Crops

The growing crops have been valued in conjunction with the Ministry of Agriculture and Ministry of Livestock Development officials. The items are adjusted by 331/3% or 1/3 of the selling price being the lower of the estimated cost and market value.

KShs.131,429,702.00 by 331/3 to be **KShs.87,663,611.00**

5) Investment/Share Allotment

Investment Reserve

The investment Reserve Account was created to account for shares held by the Fund in the Kenya Tea Development Authority and Kenya Planters Co-operative Union Limited amounting to **Khs 2,364,895.00**

The following shares have been issued to the prison stations as tabulated below:

<u>Station</u>	<u>Company</u>	<u>Share cert No.</u>	<u>No. of shares.</u>	<u>Value .</u>	<u>Total.</u>
<u>1.Kericho</u>	KTDA Momul Factory	R0016238	46,790	Kshs. 5	233,950.00
		R0017356	35,679	Kshs. 5	178,380.00
	KTDA Tegat Factory	G0011577	114,185	kshs. 5	570,925.00
		R0012892	21,016	kshs. 5	105,080.00
		R0032560	142,461	kshs. 5	712,305.00
<u>2.Uruku</u>	Mwikigi Farm	9391	14,987	kshs. 5	74,935.00
	KTDA Githongo Factor	G0008179	3,50	kshs. 5	17,520.00

	G0008472	20,037	Kshs 5.	100,185.00
	B04391	21,562	Kshs 5	107,810.00
KTDA Imenti Leaf Base	G0005692	6,412	kshs 5.	32,060.00
	G0011798	7,059	kshs 5.	35,295.00
KTDA Kionyo Factory	R0001928	16,497	kshs 5.	82,485 00
	R0006211	14,023	Kshs 5	70,115.00

3.Ruiru

KPCU	0034699	516	kshs 10	5,160.00
KPCU	8687-0659	3,869	kshs 10.	<u>38,690.00</u>
	TOTAL		Kshs.	<u>2,364,895.00</u>

6) **Debtors**-see attached schedule.

7) Fixed Assets Schedule

See attached schedule

8) Scrap machinery

See attached schedule

(9) **PMG**

PMG Account represents the amount that is held in the Ministry's Deposit Account on behalf of the Fund. It represents the unspent income from all stations and deposited with the Ministry of Home Affairs. During the year, this has been derived as hereunder.

	<u>2013/2014</u>	<u>2014/2015</u>
Opening balance	56,021,755.07	110,344,814.70
Add: Sales (cash)	178,414,502.85	48,682,097.80
	234,436,257.92	159,026,912.80
Less: Expenditures/Withdraw	89,469,254.00	107,329,621.00
Paid creditors	34,622,189.30	-
Closing balance	110,344,814.70	51,697,291.80

10) **Creditors**

The creditors of the farms represent amount owing to the suppliers of farm inputs which had not been cleared at close of the year as listed.

	<u>2013/2014</u>	<u>2014/2015</u>
Opening balance	34,651,316.00	129,127.00
Closing balance	129,127.00	29,861,627.00

(b) **RUIRU PRISON**

1. Grada farmers centre	supply of fungicides	129,127.00
-------------------------	----------------------	------------

(c) **PRISONS HEADQUARTERS**

1. National cereals and produce Board	supply of fertilizer	23,825,000.00
2. Agricultural Development Corporation	supply of livestock	2,907,500.00
3. M/s Denkim transport services	Transportation of maize	3,000,000.00

11) **Prison Farm Fund Account**

This has been in the context of the Legal Notice No. 87 of 1992 through which parliament appropriated the **Ksh. 4,200,000.00** as the initial capital of the Fund.

12) **Accumulated Reserves**

	<u>2013/2014</u>	<u>2014/2015</u>
Opening balance	225,666,226.38	273,078,638.38
Add: Surplus for the prev. year	<u>47,412,412.00</u>	<u>50,387,194.32</u>
Less: Prior year adjustment (Understated creditors)	-	
	<u>273,078,638.38</u>	<u>323,465,832.70</u>

13) **Suspense Account**

The Suspense Account balance as follows:

	<u>2013/2014</u>	<u>2014/2015</u>
Balance b/f	15,639,561.44	15,639,561.44

14) **Operating Results**

The profitability of the fund increased from the previous year thus:

Net profit/Loss	<u>2013/2014</u>	<u>2014/2015</u>
Profit for the year	50,387,194.32	53,451,524.52

PRISON FARMS FUNDS
FIXED ASSETS
AS AT 30TH JUNE 2015

	TRACTORS	MORTISED SPRAYER	KNAPSAC SPRAYER	PORTABLE ENGINE	RICE HAULER MACHINE	COMPUTER	M/VEHICLE	MOTOR/BIKE	TRAILERS	TOOLS/ EQUIPMENT	TOTAL
	KSH	KSH	KSH	KSH	KSH	KSH	KSH				KSH
BALANCE B/F AS AT 1.7.2014	13,949,640.73	1,145,158.64	64,402.86	763,876.74	1,058,677.48	2,380,360.01	11,547,013.80	1,152,779.53	1,812,391.85	2,180,457.29	36,054,785.
ADDITIONAL(REVALUED)											
TOTAL ASSETS AS AT 30/6/2015	13,949,640.73	1,145,158.64	64,402.86	763,876.74	1,058,677.48	2,380,360.01	11,547,013.80	1,152,779.53	1,812,391.85	2,180,457.29	36,054,785.
DISPOSAL											
DEPRECIATION	1,394,964.07	57,259.28	3,220.14	38,193.84	52,933.87	119,018.00	1,283,001.00	57,638.98	90,619.59	726,092.28	3,822,941.0
NBV AS AT 30.6.2015	12,554,676.66	1,087,926.36	61,182.72	725,682.90	1,005,743.61	2,261,342.01	10,264,012.80	1,095,140.55	1,721,772.26	1,454,365.01	32,231,844.1
NBV AS AT 30.6.2014	13,949,640.73	1,145,158.64	64,402.86	763,876.74	1,058,677.48	2,380,360.01	11,547,013.80	1,152,779.53	1,812,391.85	2,180,457.29	36,054,785.5

NB ;2

The balance reflected as farm machinery constitute the following

1.Motorised Sprayers	1,087,926.36
2.Knapsack Sprayers	61,182.72
3.Portable Engines	725,682.90
4.Rice Haulier machine	1,005,743.61
5.Tools/Equipment	<u>1,454,365.01</u>
	<u>4,334,900.59</u>

I. PROGRESS ON FOLLOW UP OF AUDITOR RECOMMENDATIONS

The following is the summary of issues raised by the external auditor, and management comments that were provided to the auditor. We have nominated focal persons to resolve the various issues as shown below with the associated time frame within which we expect the issues to be resolved.

Reference No. in the final audit report	Issue / Observations from Auditor	Management comments	Focal Point person to resolve the issue (Name and designation)	Status: (Resolved / Not Resolved)	Timeframe: (Put a date when you expect the issue to be resolved)

Guidance Notes:

- v) Use the same reference numbers as contained in the external audit report;
- i) Obtain the "Issue/Observation" and "management comments", required above, from final external audit report that is signed by Management;
- ii) Before approving the report, discuss the timeframe with the appointed Focal Point persons within your entity responsible for implementation of each issue;
- v) Indicate the status of "Resolved" or "Not Resolved" by the date of submitting this report to National Treasury.

Principal Secretary

Commissioner General of Prisons

Date.....

Date.....

**KENYA PRISONS SERVICE FARMS SECTION
OPENING STOCK AS AT 1st J 2014**

CLOSING STOCK AS AT 30th JUL 2015

COD	STATION	GROWING CROPS	CROPS IN STORE	VARIOUS FARM INPUTS	CREDITORS	LIVESTOCK	GROWING CROPS	CROPS IN STORE	VARIOUS FARM INPUTS	CREDITORS	LIVESTOCK
	PHQ (TIMBERYARD)										
1130	Langata W	240,350.00	39,500.00	12,000.00		410,000.00	197,090.00	31,000.00	26,732,500.00	29,632,500.00	2,907,500.00
1111	Nairobi SS	600,090.00		41,630.00		215,000.00	532,200.00				319,000.00
1130	Nbi West	270,000.00		4,000.00		302,300.00	493,400.00		4,900.00		230,000.00
1151	Kamiti M/S	1,945,950.00		170,405.00		1,078,200.00	2,622,050.00			44,975.00	468,100.00
CENTRAL PROVINCE											
2010	Kiambu	100,700.00		6,970.00		271,600.00	38,500.00	72,300.00			168,900.00
2050	Kerugoya	157,488.00		28,240.00		276,000.00	797,000.00				408,000.00
2054	Mwea	1,296,200.00	1,848,000.00	786,380.00		1,257,500.00	1,345,800.00	1,815,000.00	65,530.00		1,330,200.00
2150	Murang'a	127,700.00				177,000.00	83,500.00				117,000.00
2070	Nyahururu	216,850.00		5,700.00			211,350.00				
2131	Nyeri M/S	215,950.00	72,200.00			189,000.00	531,150.00			2,550.00	292,000.00
2131	Nyeri Women	31,450.00	29,200.00	5,000.00		50,000.00		80,000.00			65,000.00
2190	Thika Main	307,605.00		4,500.00		237,000.00	849,250.00				266,000.00
2190	Ruiru	2,799,230.00	400,000.00	232,000.00	29,127.00	118,600.00	3,432,000.00	1,004,000.00	45,000.00	129,127.00	172,250.00
2190	Thika Women	34,900.00		32,610.00		236,300.00	36,760.00				221,500.00
2170	Maranjau	568,000.00		10,075.00		375,200.00	694,500.00				552,200.00
	Nyandarua		149,000.00	66,250.00		40,000.00	521,000.00		2,000.00		47,000.00
COAST PROVINCE											
3010	Kilifi	53,750.00	340,650.00	7,660.00		491,500.00	871,950.00				644,200.00
3030	Kwale	747,000.00		100,000.00			747,000.00	136,000.00			
	kwale women										
3050	Hindi	249,500.00				69,500.00	454,500.00				62,500.00
3080	Shimo M/S	1,484,000.00				508,000.00	910,300.00		17,150.00		862,300.00
3080	Shimo Women	60,000.00	78,000.00			50,000.00	80,000.00	219,400.00			33,000.00
3098	Taveta	116,660.00	50,000.00				85,000.00				185,000.00
3097	Manyani	2,090,000.00				1,050,000.00	2,610,000.00				1,344,800.00
3191	Voi	110,000.00	27,180.00			138,180.00	342,990.00				
3193	Wundanyi	89,800.00				255,000.00	78,100.00		4,180.00		255,000.00
3110	Hola		844,000.00	180,000.00		55,000.00	127,000.00				54,600.00
3150	Malindi	286,600.00				575,800.00	306,000.00				667,000.00
3080	Shimo BI	1,140,700.00		9,210.00		377,800.00	1,056,730.00		28,920.00		620,100.00
EASTERN PROVINCE											
4010	Embu Main	1,030,200.00		52,900.00		470,000.00	1,237,500.00		250.00		330,000.00
4010	Embu Women	160,000.00	23,400.00	13,130.00		200,000.00	409,000.00		1,430.00		209,000.00
4090	Isiolo		6,500.00			163,000.00	34,500.00				156,000.00
4110	Kitui	1,058,700.00				198,000.00	1,422,500.00		2,560.00		334,500.00
4150	Machakos M	20,000.00	32,800.00			144,400.00	16,000.00				274,500.00
4050	Marsabit	25,765.00					67,450.00	20,000.00			
4070	Moyale	21,500.00				69,000.00	29,300.00				118,000.00
4310	Meru Main	53,000.00		17,500.00		572,000.00	16,000.00				375,000.00
4370	Urugu	5,165,840.00		151,080.00		949,000.00	12,445,500.00		12,000.00		1,111,000.00
4230	Makueni	1,321,598.00	9,900.00	4,400.00		264,000.00	792,475.00	24,735.00			371,000.00
4290	Kangeta	1,104,200.00		131,500.00		352,000.00	1,486,600.00				512,500.00
4150	Machakos W	27,780.00	3,150.00			23,000.00					125,000.00
	Yatta						517,575.00		1,050.00		
N/EASTERN											
5010	Garissa	904,200.00				25,500.00	815,000.00				26,500.00
5090	Mandera	30,000.00									
	Wajir	1,000.00					10,000.00				

NYANZA PROVINCE												
6010	Kisii Main	100,400.00				2,550.00		200,500.00	209,750.00		55,600.00	347,000.00
6151	Kisumu M/S	734,000.00				152,500.00		401,000.00	773,500.00			540,200.00
6153	Kibos M/S	1,205,775.00						709,900.00	524,500.00			924,400.00
6154	Kisumu W	75,000.00						103,700.00	90,650.00			104,000.00
6110	Siaya	42,500.00							135,500.00		2,700.00	
6210	Homa Bay	140,525.00				1,510.00		219,000.00	127,010.00			182,000.00
6270	Migori	1,446,500.00				52,500.00			728,500.00			19,500.00
	Migori								42,850.00			4,800.00
	Rachuonyo	292,200.00				24,910.00						6,100.00
RIFT VALLEY PROV												
7490	Kajiado	64,000.00				26,000.00			107,250.00		500.00	
7490	A/River	188,130.00						1,146,500.00	126,500.00			1,182,900.00
7531	Kericho M/S	10,187,000.00				70,625.00		246,000.00	5,308,000.00		28,320.00	423,000.00
7330	Nanyuki	52,300.00				95,000.00		138,000.00	139,650.00		9,000.00	254,000.00
7310	Rumuruti	1,387,400.00				322,000.00		996,850.00	1,850,900.00		152,000.00	815,900.00
7350	Nakuru M	15,935,000.00						690,000.00	15,012,500.00			795,800.00
7411	Naivasha M/S	42,000.00						971,100.00	7,000.00		530.00	1,225,700.00
7351	Nakuru W	56,700.00				121,140.00		18,400.00	225,710.00		43,600.00	53,250.00
7430	Narok	264,360.00				1,600.00		334,860.00	89,800.00			342,540.00
7091	Kitale M/S	4,001,150.00						330,000.00	4,065,100.00		120,000.00	419,000.00
7090	Kitale Main	4,377,600.00				528,000.00		1,173,500.00	7,330,000.00		275,635.00	1,075,200.00
7092	Kitale Annex	219,500.00							501,000.00			
7190	Eldoret M	6,151,000.00						522,000.00	1,517,000.00			371,750.00
7210	Ngeria	26,739,340.00				4,211,830.00		376,000.00	9,083,500.00		255,000.00	154,500.00
7191	Eldoret W	33,130.00				23,000.00		1,148,100.00	25,190,500.00		337,500.00	952,540.00
7590	Bomet	52,000.00						390,000.00	28,550.00			465,000.00
7130	Kabarnet	8,000.00				7,000.00			22,000.00			
7250	Tambach	63,500.00				7,500.00			62,370.00			
7270	Kapsabel	417,375.00				7,640.00		108,000.00	135,000.00		62,500.00	45,000.00
7070	Maralal	14,450.00						232,600.00	266,650.00		4,500.00	116,720.00
7030	Lodwar	14,200.00							50,600.00			175,000.00
7050	Kapenguria	82,000.00						296,000.00	120,000.00			429,000.00
7170	E/Ravine	385,000.00				55,200.00		308,000.00	350,000.00			403,000.00
	Kericho w	181,500.00				8,050.00			109,290.00		5,250.00	
	Kilgoris	99,000.00						210,000.00	384,000.00		123,050.00	330,000.00
	Naivasha w	14,000.00							8,750.00			
	Setik								536,802.00			
WESTERN PROVINCE												
	Bungoma	5,600.00						142,000.00	16,500.00			371,000.00
9250	Busia	1,168,000.00				25,350.00		397,000.00	845,000.00		500.00	231,000.00
9030	Kakamega	87,580.00				7,810.00		258,000.00	22,000.00		295,000.00	239,000.00
9031	Shikusa SS	13,300,000.00						1,342,600.00	15,160,000.00		4,800.00	941,700.00
9030	Shikusa BI	1,125,000.00						337,000.00	750,000.00			340,000.00
	TOTALS	117,420,891.00				9,554,315.00		25,980,990.00	131,429,702.00		27,781,425.00	29,761,627.00
												31,833,650.00

FARMS OUTSTANDING DEBTS SUMMARY

TOTAL PRISON OUTSTANDING DEBTS AT 30 TH JUNE 2014... ..	53,947,131 00
LESS CLEARED DEBTS AS AT 30 TH JUNE 2013.....	NIL
ADD PRISONS FARMS OUTSTANDING DEBTS AT 30 TH JUNE 2015.....	<u>135,542,895 00</u>
TOTAL PRISON OUTSTANDING DEBTS AT 30 TH JUNE 2015.	189,490,028.00

S/NO	STATION SUPPLIER	ITEM SUPPLIED	INVOICE AND DATE	AMOUNT
	NAIROBI AREA			
	KAMITI MEDIUM			
	oic kamiti medium	sukuma 5480 kgs @58 shs	6387 of 15/7/2014	
	oic kamiti medium	milk 92 ltrs 35 shs	6388 OF 15/7/2014	317,840.00
	oic kamiti medium	milk 32.5 ltrs 35 shs	6389 OF 15/7/2014	3,220.00
	oic kamiti medium	DRIED MAIZE 13 BAGS @ 3000 SHS	6355 OF 4/4/2014	1,300.00
	oic kamiti medium	DRIED MAIZE 7 BAGS @ 6500 SHS	6351 OF 27/3/2014	39,000.00
	oic y.c.t.c	sukuma 571kgs @58 shs	6386 OF 11/7/2014	45,500.00
	oic kamiti medium	MILK 166 LTRS 2 35 SHS	6352 OF 27/3/2014	33,118.00
	oic kamiti medium	SUKUMA 3970 KGS @ 58 SHS	6353 OF 27/3/2014	5,810.00
				230,260.00
	LANGATA WOMEN			
	OIC LANGATA WOMEN	FRUITS 315 KGS @ 15 SHS	VARIOUS	
	OIC LANGATA WOMEN	FRUITS 879 KGS @ 20 SHS	VARIOUS	4,726.00
	OIC LANGATA WOMEN	FRUITS 1200 KGS @ 60	VARIOUS	17,580.00
	OIC LANGATA WOMEN	MEAT 63 KGS @ 350 SHS	VARIOUS	72,000.00
	OIC NAIROBI REMAND	VEGETABLES 820 KGS @ 15 SHS	VARIOUS	22,050.00
				12,300.00
	JAMHURI S.S			
	NAIROBI MEDIUM	SUKUMA WIKI	VARIOUS	
				361,640.00
	CENTRAL PROVINCE			
	EMBU MAIN		55	
	OIC EMBU MAIN	160 KGS OF VEGES @ 30SHS	VARIOUS JUNE 2013	
	OIC EMBU MAIN	1749.5 KGS OF VEG@50SHS	VARIOUS JULY 2013	4,800.00
	OIC EMBU MAIN	2086.5 KGS OF VEG@50SHS	VARIOUS AUGUST 2013	87,475.00
	OIC EMBU MAIN	2054.5 KGS OF VEG@50SHS	VARIOUS SEPTEMBER 2013	104,325.00
	OIC EMBU MAIN	2066.5 KGS OF VEG@50SHS	VARIOUS OCTOBER 2013	102,725.00
	OIC EMBU MAIN	1936 KGS OF VEG@50SHS	VARIOUS NOVEMBER 2013	103,325.00
	OIC EMBU MAIN	2084.5 KGS OF VEG@50SHS	VARIOUS DECEMBER 2013	96,800.00
	OIC EMBU MAIN	2099.5 KGS OF VEG@50SHS	VARIOUS JANUARY 2013	104,225.00
	OIC EMBU MAIN	1956 KGS OF VEG@50SHS	VARIOUS FEBRUARY 2013	104,795.00
	OIC EMBU MAIN	510 KGS OF MANGOES@50SHS	VARIOUS FEBRUARY 2013	97,800.00
	OIC EMBU MAIN	2207 KGS OF VEG@50SHS	VARIOUS MARCH 2013	33,150.00
	OIC EMBU MAIN	930 KGS OF PAW PAW@70SHS	VARIOUS MARCH 2013	110,350.00
	OIC EMBU MAIN	2214 KGS OF VEG@50SHS	VARIOUS APRIL 2013	65,100.00
	OIC EMBU MAIN	900 KGS OF PAWPAW@70SHS	VARIOUS APRIL 2013	110,700.00
	OIC EMBU MAIN	2238 KGS OF VEG@50SHS	VARIOUS APRIL 2013	63,000.00
	OIC EMBU MAIN	930 KGS OF PAWPAW @70SHS	VARIOUS MAY 2013	111,925.00
	OIC EMBU MAIN	2166 KGS OF VEG@50SHS	VARIOUS MAY 2013	65,100.00
	OIC EMBU MAIN	900 KGS OF PAWPAW @70SHS	VARIOUS JUNE 2013	108,300.00
				63,000.00
	EMBU WOMEN			
	OIC EMBU WOMEN	174.083 KGS OF VEG@50SHS	9086 OF 30/6/13	
	OIC EMBU WOMEN	35 KGS OF BANANAS@50SHS	9086 OF 30/6/13	204,173.00
	OIC EMBU WOMEN	182.5 LITERS OF MILK@60SHS	9086 OF 30/6/13	205,923.00
	OIC EMBU WOMEN	166.445 KGS OF VEG@20 SHS	54628 7/6/13	216,873.00
	OIC EMBU WOMEN	246 KGS OF VEG@20SHS	54628 7/6/13	3,326.00
	OIC EMBU WOMEN	BEEF WITH BONES@400SHS	9098 31/03/14	4,920.00
	OIC EMBU WOMEN	161.56KG OF VEG@50SHS	9092 30/11/13	167,943.00
	OIC EMBU WOMEN	30 BANANAS@50SHS	9092 30/11/13	8,078.00
	OIC EMBU WOMEN	133 LITERS OF MILK@60	9093 30/11/13	1,500.00
	OIC EMBU WOMEN	35 BANANAS@50	9094 30/11/13	7,980.00
	OIC EMBU WOMEN		9095 30/11/13	8,621.00
	OIC EMBU WOMEN	143.5 LITERS OF MILK@60SHS	9092 30/11/13	1,750.00
	OIC EMBU WOMEN	240.42KG OF VEG@50SHS	9093 31/12/13	8,610.00
	OIC EMBU WOMEN	31 BANANAS@50	9093 31/12/13	10,021.00
	OIC EMBU WOMEN	121.5 LITERS OF MILK @60SHS	9093 31/12/13	1,550.00
	OIC EMBU WOMEN	175.24KGOF VEG@50SHS	9094 31/01/14	7,290.00
	OIC EMBU WOMEN	28 BANANAS@50SHS	9094 31/01/14	8,762.00
	OIC EMBU WOMEN	84 LITERS OF MILK@50	9094 31/04/14	1,400.00
	OIC EMBU WOMEN	202.26KGVTS@50	9096 28/02/14	5,040.00
	OIC EMBU WOMEN	35 BANANAS@50	9096 28/02/14	10,113.00
	OIC EMBU WOMEN	90 LITERS OF MILK@60SHS	9096 28/02/14	1,750.00
	OIC EMBU WOMEN	BEEF WITH BONES@400SHS	9097 30/03/14	5,400.00
	OIC EMBU WOMEN	208.024KGS VEGES@50	9097 30/03/14	9,088.00
	OIC EMBU WOMEN	30 BANANAS@50SHS	9097 30/03/14	10,401.00
	OIC EMBU WOMEN	173.5 LITERS MILK@60SHS	9097 30/03/14	1,500.00
	OIC EMBU WOMEN	247.512KG VEG@50SHS	9100 31/04/14	10,410.00
	OIC EMBU WOMEN	31 BANANAS@50	9100 31/04/14	2,375.00
	OIC EMBU WOMEN	194.5 LITERS OF MILK@60	9100 31/04/14	1,550.00
	OIC EMBU WOMEN	266.512KGSOF VEG@50	5301 31/05/14	11,670.00
	OIC EMBU WOMEN	35 BANANAS@50	5302 31/05/14	13,300.00
	OIC EMBU WOMEN	113.5 LITERS OF MILK@60	5303 31/05/14	1,750.00
				6,810.00
	MWEA			
	FARM MANAGER MWEA	RICE 1200 KGS @180	VARIOUS 30/6/2013	
	FARM MANAGER MWEA	MILK 285 LITERS @ 70 SHS	2501 30/6/2013	216000
	FARM MANAGER MWEA	VEGETABLES 431 KGS @40 SHS	19950	
	FARM MANAGER MWEA	RICE 150 KGS @ 180 SHS	VARIOUS 30/6/2013	17,240.00
	FARM MANAGER MWEA	RICE 150 KGS @ 180 SHS	2519 31/07/2013	27,000.00
	FARM MANAGER MWEA	MILK 294.5 LTRS @ 70 SHS	2519 31/07/2013	20,615.00
	FARM MANAGER MWEA	VEGETABLES 911 KGS @ 40SHS	2519 31/07/2013	36,440.00
	FARM MANAGER MWEA	RICE 1300 KGS @ 180 SHS	VARIOUS 31/8/2013	234,000.00
	FARM MANAGER MWEA	MILK 294.5 LTRS @ 70 SHS	2533 31/8/2013	20,615.00
	FARM MANAGER MWEA	VEGETABLES 998.5 @40 SHS	VARIOUS 31/8/2013	39,940.00
	FARM MANAGER MWEA	MILK 285 LITERS @ 70 SHS	2538 31/8/2013	19,950.00
	FARM MANAGER MWEA	VEGETABLES 979.5 KGS @40SHS	2538 30/9/2013	39,940.00
	FARM MANAGER MWEA	VEGETABLES 982.5 KGS@40	VARIOUS 31/10/2013	19,950.00

FARM MANAGER MWEA	MILK 294.5 LTRS @ 70 SHS			
FARM MANAGER MWEA	VEGETABLES 1057 KGS @ 40	2546	31/10/2013	39,180.00
FARM MANAGER MWEA	MILK 285 LTRS @ 70 SHS	11158	30/11/2013	39,300.00
FARM MANAGER MWEA	MAIZE 25 BAGS@5900 SHS	1158	30/11/2013	20,615.00
FARM MANAGER MWEA	VEGETABLES 1094 KGS @ 3500		VARIOUS 31/12/2013	42,280.00
FARM MANAGER MWEA	MILK 294.5 LTRS @ 70 SHS		VARIOUS 31/12/2013	19,950.00
FARM MANAGER MWEA	RICE 3250 KGS @180 SHS		VARIOUS 31/1/2014	147,500.00
FARM MANAGER MWEA	VEGETABLES 1026.5 KGS@3500 SHS		VARIOUS 31/1/2014	43,760.00
FARM MANAGER MWEA	MILK 294.5 LTRS @ 70 SHS		VARIOUS 31/1/2014	20,615.00
FARM MANAGER MWEA	RICE 29 BAGS @180 SHS		VARIOUS 31/1/2014	585,000.00
FARM MANAGER MWEA	RICE 3050 KGS @180 SHS		5592 28/2/2014	41,060.00
FARM MANAGER MWEA	VEGETABLES 991 KGS@40 SHS		5592 28/2/2014	20,615.00
FARM MANAGER MWEA	MILK 266 LTRS@70 SHS		5593 31/3/2014	522,000.00
FARM MANAGER MWEA	MILK 294.5 LTRS @ 70 SHS		11166 31/3/2014	549,000.00
FARM MANAGER MWEA	RICE 28 BAGS @180 SHS		11166 31/3/2014	39,540.00
FARM MANAGER MWEA	VEGETABLES 1095 KGS @40 SHS		11166 31/3/2014	18,620.00
FARM MANAGER MWEA	MILK 285 LTRS @70SHS		11168 30/4/2014	20,615.00
FARM MANAGER MWEA	VEGETABLES 1100.5 KGS @ 40SHS		11168 30/4/2014	504,000.00
FARM MANAGER MWEA	RICE 3450 KGS @180 SHS		11168 30/4/2014	16,425.00
FARM MANAGER MWEA	MEAT 437KOGS@450 SHS		11168 30/4/2014	19,950.00
FARM MANAGER MWEA	MILK 294.5 LTRS @ 70 SHS		11177 31/5/2014	44,020.00
FARM MANAGER MWEA	VEGETABLES 1170 KGS @40 SHS		11177 31/5/2014	621,000.00
FARM MANAGER MWEA	MEAT 290 KGS @450 SHS		11177 31/5/2014	196,650.00
FARM MANAGER MWEA	RICE 3650 KGS @180 SHS		11177 31/5/2014	20,165.00
FARM MANAGER MWEA	MILK 285 LTRS @70SHS		11177 30/6/2014	46,800.00
FARM MANAGER MWEA	VEGETABLES 1062KGS@40 SH		11177 30/6/2014	130,500.00
FARM MANAGER MWEA	RICE 2900 KGS @180 SHS		11177 30/6/2014	657,000.00
FARM MANAGER MWEA	MEAT 145KOGS@450 SHS		11177 30/6/2014	19,950.00
THIKA MAIN				42,480.00
OIC THIKA MAIN	VEGETABLES			522,000.00
OIC THIKA MAIN	CEREALS		VARIOUS 30/06/2014	65,250.00
OIC THIKA MAIN	MEAT		VARIOUS 30/06/2014	
THIKA WOMEN				641,103.00
O.I.C THIKA WOMEN				169,399.00
O.I.C THIKA WOMEN	SUKUMA WIKI 540.705 KGS @30SHS		VARIOUS 30/06/2013	212,910.00
O.I.C THIKA WOMEN	SUKUMA WIKI 229.820 KGS @30SHS		VARIOUS 30/11/2013	
O.I.C THIKA WOMEN	SUKUMAWIKI 1226.83 KGS @ 30SHS		VARIOUS 30/06/2014	
O.I.C THIKA WOMEN	MILK 84 LTRS @67.50@67.50		VARIOUS 30/06/2014	16,221.15
O.I.C THIKA WOMEN	MILK 678LTRS @67.50		VARIOUS 30/06/2014	23,692.50
KIAMBU				35,804.90
KIAMBU CHILDREN REMAND	VEGETABLES			5,670.00
KIRIGITI REHABILITATION SCHOOL	VEGETABLES		VARIOUS	45,765.00
O.I.C KIAMBU	VEGETABLES & MILK		VARIOUS	
MURANGA				22,200.00
O.I.C MURANGA PRISON				52,200
O.I.C MURANGA PRISON	SUKUMA WIKI 411.025 KG			311,064.50
O.I.C MURANGA PRISON	MILK 178 LITRES	2605	31/7/13	
O.I.C MURANGA PRISON	SUKUMA WIKI 212.605 KG		2605 31/7/13	
O.I.C MURANGA PRISON	MILK 115.5 LITRES		2606 31/8/13	
O.I.C MURANGA PRISON	MAIZE 10 BAGS		2606 31/8/13	16,441.00
O.I.C MURANGA PRISON	RIPE BANANAS 124KGS		2607 30/9/13	6,230.00
O.I.C MURANGA PRISON	MILK 150 LITERS		2630 10/13	8,480.00
O.I.C MURANGA PRISON	RIPE BANANAS 65KGS		2608 30/9/13	3,912.00
O.I.C MURANGA PRISON	PAWPAW 6 KGS		2609 31/10/13	50,000.00
O.I.C MURANGA PRISON	MILK 154.5 LITERS		2609 31/10/13	5,250.00
O.I.C MURANGA PRISON	MILK 149 LITERS		2609 31/10/13	5,250.00
O.I.C MURANGA PRISON	SUKUMA WIKI 166.745 KGS		2612 30/11/13	3,250.00
O.I.C MURANGA PRISON	bananas 5kgs		2612 30/11/13	360.00
O.I.C MURANGA PRISON	sukumawiki 1037.63kgs		2612 30/11/13	5,407.50
O.I.C MURANGA PRISON	mangoes 1618pcs		2614 31/12/13	5,215.00
O.I.C MURANGA PRISON	ripe bananas 80kgs		2614 31/12/13	6,669.00
O.I.C MURANGA PRISON	milk 119 liters		2614 31/12/13	250.00
O.I.C MURANGA PRISON	32 bunches bananas		2614 31/12/13	41,505.20
O.I.C MURANGA PRISON	sukumawiki 564.335kgs		2615 31/1/14	32,380.00
O.I.C MURANGA PRISON	milk 103 liters		2615 31/1/14	4,000.00
O.I.C MURANGA PRISON	ripe mangoes 1559 pieces		2615 31/1/14	4,165.00
O.I.C MURANGA PRISON	milk 109 liters		2615 31/1/14	2,240.00
O.I.C MURANGA PRISON	bananas 42 bunches		2616 28/2/14	22,574.00
O.I.C MURANGA PRISON	sukuma wiki 891.945 kg		2616 28/2/14	3,605.00
O.I.C MURANGA PRISON	milk 158.5 liters		2618 31/3/14	31,180.00
O.I.C MURANGA PRISON	bananas 33 bunches		2618 31/3/14	3,815.00
O.I.C MURANGA PRISON	MAIZE 260kgs		2618 31/3/14	2,940.00
O.I.C MURANGA PRISON	sukumawiki 1040.865kgs		2618 31/3/14	35,677.00
O.I.C MURANGA PRISON	avocados 40kgs		2619 30/4/14	4,847.00
O.I.C MURANGA PRISON	bananas 16 bunches		2619 30/4/14	2,310
O.I.C MURANGA PRISON	paWPAW 11 KGS		2619 30/4/14	13,000.00
O.I.C MURANGA PRISON	milk 143 liters		2619 30/4/14	41,634.60
O.I.C MURANGA PRISON	MILK 115.5 LITRES		2619 30/4/14	1,800.00
O.I.C MURANGA PRISON	banana 18 bunches		2620 31/5/14	1,120.00
O.I.C MURANGA PRISON	sukuma wiki 510.680		2620 31/5/14	660.00
O.I.C MURANGA PRISON	milk 93 liters		2620 31/5/14	5,005.00
O.I.C MURANGA PRISON	bananas 16 bunches		2622 30/6/14	4,025.00
O.I.C MURANGA PRISON	avocados 60kgs		2622 30/6/14	1,260.00
O.I.C MURANGA PRISON	sukuma wiki 291.975		2622 30/6/14	20,427.00
RUIRU			2871 31/5/14	3,255.00
KAMITI MAIN	SUKUMAWIKI 386 @ 58			1,120.00
		6952	1/11/13	2,700.00
				11,679.00

OIC RUIRU	MAIZE 49 BAGS @4500	2459 4/11/13	
OIC RUIRU	SUKUMAWIKI 1103KGS @ 60	2459 4/11/13	
OIC RUIRU	MILK 31 LITERS @35	2459 4/11/13	224,112.00
OIC RUIRU	SUKUMA WIKI 2156 KGS @60	2460 4/11/13	220,500.00
KAMITI MAIN	SUKUMA WIKI 2429 KGS @58	VARIOUS 18/12/13	66,180.00
			1,085.00
NYANDARUA			129,360.00
NYANDARUA	VEGETABLES 48 KGS @ 20 SH5	2651 30/6/14	140,882.00
NYANDARUA	VEGETABLES 45 KGS @ 35 SH5	2652 30/6/14	
NYANDARUA	VEGETABLES 785 KGS @ 35 SH5	2654 30/6/14	
NYANDARUA	VEGETABLES 146 KGS @ 35 SH5	2655 30/6/14	960.00
NYANDARUA	VEGETABLES 714 KGS @ 35 SH5	2657 30/6/14	1,575.00
NYANDARUA	VEGETABLES 134 KGS @ 35 SH5	2658 30/6/14	1,050.00
NYANDARUA	IRRISH POTATOES 3 BAGS @3500	2660 30/6/14	5,110.00
NYANDARUA	IRRISH POTATOES 6 BAGS @3500	2664 30/6/14	24,990.00
NYANDARUA	MAIZE 15 BAGS 3500	2686 30/6/14	4,690.00
NYANDARUA	VEGETABLES 225 KGS @ 30 SH5	2271 30/6/14	10,500.00
			21,000.00
KERUGOYA			52,500.00
KERUGOYA	SUKUMA WIKI	VARIOUS	6,750.00
KERUGOYA	CAPSICUM	VARIOUS	
KERUGOYA	MANGOES	VARIOUS	
			119,265.00
KAJIADO			108,430.50
O.I.C KAJIADO	MAIZE 5 BAGS@5000	2870 7/5/14	6,320.00
O.I.C KAJIADO	VEGETABLES 410 KGS@80 SH5	2871 31/5/14	
RIFT VALLEY PROVINCE			25,000.00
ELDORET MAIN			32,800.00
ELDAMARAVINE	MAIZE	6509 28/1/14	
NAIVASHA MAIN	MAIZE	6519 15/2/14	
NAIROBI MEDIUM	MAIZE	6521 20/2/14	
NAIROBI WEST	MAIZE	6811 29/1/14	1,800,000.00
NAIVASHA MEDIUM	MAIZE	6819 13/2/14	1,800,000.00
			1,500,000.00
KITALE WOMEN			300,000.00
KITALE WOMEN	VEGETABLES 2010KGS@30	VARIOUS	600,000.00
KITALE WOMEN	MAIZE 47 BAGS	VARIOUS	
TAMBACH			60,330.00
TAMBACH	FOOD & RATION	11823 31/5/13	188,000.00
TAMBACH	FOOD & RATION	11823 31/5/13	
TAMBACH	FOOD & RATION	11822 31/5/13	1,800.00
TAMBACH	FOOD & RATION	11822 31/5/13	3,600.00
TAMBACH	FOOD & RATION	11824 31/5/13	2,250.00
TAMBACH	FOOD & RATION	11825 31/5/13	9,000.00
TAMBACH	FOOD & RATION	11826 31/5/13	13,500.00
TAMBACH	FOOD & RATION	11829 31/5/13	22,500.00
TAMBACH	FOOD & RATION	11830 31/5/13	22,500.00
			4,500.00
KITALE MEDIUM			12,000.00
O.I.C KITALE MEDIUM	MAIZE 147 BAGS	6413 30/6/2013	30,000.00
O.I.C KITALE MEDIUM	SUKUMAWIKI	6414 31/8/2013	
O.I.C KITALE MEDIUM	SUKUMAWIKI	6403 30/9/2013	
O.I.C KITALE MEDIUM	SUKUMAWIKI	6403 30/9/2013	558,600.00
O.I.C KITALE MEDIUM	SUKUMAWIKI	6417 30/11/2013	36,313.00
O.I.C KITALE MEDIUM	MAIZE 301 BAGS	3663 16/12/13	3,650.00
O.I.C KITALE MEDIUM	SUKUMAWIKI	6418 31/12/13	36,637.50
O.I.C KITALE MEDIUM	SUKUMAWIKI	6419 31/1/14	36,825
O.I.C KITALE MEDIUM	SUKUMAWIKI	6420 28/2/14	1,204,000.00
O.I.C KITALE MEDIUM	FISH 37 KGS	3864 12/3/14	37,475.00
O.I.C KITALE MEDIUM	SUKUMAWIKI	6421 31/3/14	40,800.00
O.I.C KITALE MEDIUM	SUKUMAWIKI	6422 30/4/14	36,750.00
O.I.C KITALE MEDIUM	SUKUMAWIKI	6423 31/5/14	14,800.00
O.I.C KITALE MEDIUM	SUKUMAWIKI	6424 30/6/14	42,570.00
			40,000.00
BOMET			38,975.00
O.I.C BOMET	VEGETABLES & SUKUMA WIKI	VARIOUS 30/6/14	38,450.00
O.I.C BOMET	sukuma wiki 146.59 kgs@4397.70	various 30/5/14	
OIC BOMET	Sukuma wiki 215.12 kgs@30	VARIOUS 30/6/14	
			21,543.80
KAPENGURIA			4,397.70
OIC KAPENGURIA	MILK & VEGETABLES	23634 2/7/14	6,453.50
OIC KAPENGURIA	GRINDING SERVICES	23636 2/2/14	
OIC KAPENGURIA	MILK & VEGETABLES	23637 2/3/14	
OIC KAPENGURIA	GRINDING SERVICES	23638 2/3/14	35,676.95
OIC KAPENGURIA	MILK & VEGETABLES	23639 2/7/14	9,860.00
OIC KAPENGURIA	GRINDING SERVICES	23640 2/3/14	26,377.20
OIC KAPENGURIA	MILK & VEGETABLES	23641 2/9/14	8,670.00
OIC KAPENGURIA	GRINDING SERVICES	23642 2/6/14	32,303.10
OIC KAPENGURIA	MILK & VEGETABLES	23643 2/6/14	8,500.00
OIC KAPENGURIA	GRINDING SERVICES	23644 2/6/14	38069.55
OIC KAPENGURIA	MILK & VEGETABLES	23645 2/7/14	8,840.00
OIC KAPENGURIA	GRINDING SERVICES	23646 2/7/14	41024.65
			9,350.00
ELDORET WOMEN			40809.85
O.I.C ELDORET WOMEN	MILK & VEGETABLES	3362 31/01/14	9,520.00
O.I.C ELDORET WOMEN	MILK & VEGETABLES	3363 3/3/14	

O.I.C ELDORET WOMEN	MILK			
O.I.C ELDORET WOMEN	MILK	3364 31/03/14		
O.I.C ELDORET WOMEN	MILK	3365 30/4/14		20,160.00
O.I.C ELDORET WOMEN	MILK & VEGETABLES	3366 31/5/14		20,205.00
O.I.C ELDORET WOMEN	milk	3368 30/6/14		6,975.00
O.I.C ELDORET WOMEN	milk	3354 30/6/13		6,750.00
O.I.C ELDORET WOMEN	milk @ vegetables	3355 1/07/13		9,270.00
O.I.C ELDORET WOMEN	milk	3356 1/08/13		16,425.00
O.I.C ELDORET WOMEN	milk	3356 1/09/13		7,492.50
O.I.C ELDORET WOMEN	vegetables	3356 1/10/13		7,672.50
O.I.C ELDORET WOMEN	milk	3356 1/10/13		16,335.00
O.I.C ELDORET WOMEN	vegetables	3356 1/11/13		6,750.00
O.I.C ELDORET WOMEN	milk	3356 1/11/13		6,975.00
O.I.C ELDORET WOMEN	vegetables	3356 1/12/13		6,435.00
O.I.C ELDORET WOMEN	vegetables	3356 1/12/13		6,750.00
O.I.C ELDORET WOMEN	vegetables	3362 01/1/14		14,850.00
O.I.C ELDORET WOMEN	milk	3362 01/1/14		6,975.00
O.I.C ELDORET WOMEN	MILK & VEGETABLES	3363 01/2/14		13,387.50
O.I.C ELDORET WOMEN	vegetables	3364 01/3/14		13,180.00
O.I.C ELDORET WOMEN	milk	3364 01/3/14		6,975.00
O.I.C ELDORET WOMEN	milk	3364 01/3/14		20,205.00
O.I.C ELDORET WOMEN	milk	3356 01/3/14		1,485.00
		3357 01/1/14		6,975.00
KITALE MAIN				6,750.00
O.I.C KITALE MAIN	MILK 372 LITERS@35SHS			9,270.00
O.I.C KITALE MAIN	MILK 2642 LITERS@40SHS	044 3/6/13		
O.I.C KITALE MAIN	MAIZE 410 BAGS@4,000SHS	3476 31/12/13		
O.I.C KITALE MAIN	MILK 2068 LITERS@40SHS	3476 31/12/14		
O.I.C KITALE MAIN	KALES 274 KGS@30SHS	3477 3/2/14		13,020.00
O.I.C KITALE MAIN	KALES 1700 KGS@30SHS	3476 31/12/13		105,680.00
O.I.C KITALE MAIN	MEAT 810 KGS @380 SHS	031 1/7/14		1,640,000.00
O.I.C KITALE MAIN	MILK 403 LITERS@ 40SHS	032 1/7/14		82,720.00
O.I.C KITALE MAIN	KALES 1244 KGS@30SHS	004 1/8/14		8,220.00
O.I.C KITALE MAIN	MILK 381 LITERS@ 40SHS	042 1/8/14		51,000.00
O.I.C KITALE MAIN	KALES 1629KGS@30SHS	051 1/9/14		307,800.00
		051 1/9/14		16,120.00
				37,320.00
				15,240.00
				48,870.00
RUMURUTI				
O.I.C RUMURUTI	SUKUMA 395.5 KGS SUKUMA			
O.I.C RUMURUTI	KALES 37.5 KGS@ 36SHS		VARIOUS	
O.I.C RUMURUTI	MAIZE 35 BAGS @3600SHS		VARIOUS	
O.I.C RUMURUTI	SUKUMA 245 KGS@36		VARIOUS	14,238.00
O.I.C RUMURUTI	VEGETABLES 115KGS@36		VARIOUS	12,150.00
O.I.C RUMURUTI	VEGETABLES 429KGS@32		VARIOUS	126,000.00
O.I.C RUMURUTI	SUKUMA 289KGS@32		VARIOUS	8,820.00
				4,140.00
NANYUKI				13,744.00
O.I.C NANYUKI	VEGETABLES 1754 07/7/14		VARIOUS	9,264.00
COAST PROVINCE				
HINDI				79,050.00
O.I.C HINDI	VEGETABLES & FIREWOOD			
O.I.C HINDI	VEGETABLES & FIREWOOD	VARIOUS 31/07/13		
O.I.C HINDI	VEGETABLES & FIREWOOD	VARIOUS 30/08/13		
O.I.C HINDI	VEGETABLES & FIREWOOD	VARIOUS 31/09/13		
O.I.C HINDI	VEGETABLES & FIREWOOD	VARIOUS 31/10/13		44,310.00
O.I.C HINDI	VEGETABLES & FIREWOOD	VARIOUS 31/11/13		38,890.00
O.I.C HINDI	VEGETABLES & FIREWOOD	VARIOUS 31/12/13		37,468.00
O.I.C HINDI	VEGETABLES & FIREWOOD	VARIOUS 31/01/14		39,022.00
O.I.C HINDI	VEGETABLES & FIREWOOD	VARIOUS 28/02/14		36,873.75
O.I.C HINDI	VEGETABLES & FIREWOOD	VARIOUS 31/03/14		36,685.00
O.I.C HINDI	VEGETABLES & FIREWOOD	VARIOUS 31/04/14		63,932.50
O.I.C HINDI	VEGETABLES & FIREWOOD	VARIOUS 31/05/14		33,709.25
O.I.C HINDI	VEGETABLES & FIREWOOD	VARIOUS 31/06/14		63,199.25
				30,036.00
				34,808.75
MALINDI				
O.I.C MALINDI WOMEN	MILK 84 LITERS@35SHS			130,403.75
O.I.C MALINDI MAIN	MILK 120 LITERS@35SHS	3830 30/6/13		
O.I.C MALINDI MAIN	SUKUMA 458 KGS@90	3831 30/6/13		
O.I.C MALINDI MAIN	MAIZE 25 BAGS@5620	3832 30/6/13		
O.I.C MALINDI WOMEN	MILK 69 LITERS@35SHS	3834 30/6/13		2,940.00
O.I.C MALINDI MAIN	MILK 186 LITERS@35SHS	3835 30/7/13		4,200.00
O.I.C MALINDI MAIN	SUKUMA 705 KGS@90	3836 30/7/13		41,220.00
O.I.C MALINDI WOMEN	MILK 84 LITERS@35SHS	3837 30/7/13		140,500.00
O.I.C MALINDI MAIN	MILK 186 LITERS@35SHS	3838 30/8/13		2,415.00
O.I.C MALINDI MAIN	SUKUMA 790 KGS@90	3839 30/8/13		6,527.00
O.I.C MALINDI WOMEN	MILK 64.5 LITERS@35SHS	3840 30/8/13		63,450.00
O.I.C MALINDI MAIN	MILK 150 LITERS@35SHS	3841 30/9/13		2,975.00
O.I.C MALINDI MAIN	SUKUMA WIKI 466.5@100 SHS	3842 30/9/13		6,510.00
O.I.C MALINDI MAIN	MAIZE 50 BAGS@5550	3843 30/9/13		71,100.00
O.I.C MALINDI WOMEN	MILK 88.5 LITERS@35SHS	3844 30/9/13		2,257.50
O.I.C MALINDI MAIN	MILK 155 LITERS@35SHS	3845 30/10/13		5,250.00
O.I.C MALINDI MAIN	SUKUMA 608 KGS@100SHS	3846 30/10/13		46,650.00
O.I.C MALINDI MAIN	MILK 165 LITERS@35SHS	3847 30/10/13		277,500.00
O.I.C MALINDI MAIN	MILK 42.5 LITERS@35SHS	15922 30/11/13		3,097.50
O.I.C MALINDI MAIN	MILK 155 LITERS@35SHS	15923 30/11/13		5,425.00
O.I.C MALINDI WOMEN	MILK 31 LITERS@35SHS	15924 30/11/13		60,800.00
O.I.C MALINDI WOMEN	MILK 31 LITERS@35SHS	15925 30/11/13		5,775.00
O.I.C MALINDI MAIN	MILK 170.5 LITERS@35SHS	15926 30/11/13		1,487.50
O.I.C MALINDI WOMEN	MILK 38 LITERS@35SHS	15927 30/11/13		5,425.00
O.I.C MALINDI MAIN	MILK 154 LITERS@35SHS	5451 30/11/13		1,085.00
		5452 30/11/13		1,085.00
				5,967.50

OIC MALINDI MAIN				
OIC MALINDI MAIN	MILK 170.5 LITERS@355SHS			
OIC MALINDI WOMEN	SUKUMA 392.5 KGS @100 SHS	5457 30/11/13		
OIC MALINDI WOMEN	MILK 39.5 LITERS@355SHS	5456 30/11/13		1,330.00
OIC MALINDI MAIN	MILK 45.5 LITERS@355SHS	5458 30/11/13		5,390.00
OIC MALINDI MAIN	MILK 165 LITERS@355SHS	5459 30/11/13		5,967.50
OIC MALINDI WOMEN	SUKUMA 105.5 KGS@100SHS	5460 30/11/13		39,250.00
OIC MALINDI MAIN	MILK 47.5 LITERS@355SHS	5461 30/11/13		1,382.50
OIC MALINDI WOMEN	MILK 170 LITERS@355SHS	5462 30/11/13		1,592.50
OIC MALINDI MAIN	MILK 39 LITERS@355SHS	5463 30/11/13		5,775.00
OIC MALINDI MAIN	MILK 120 LITERS@355SHS	5464 30/11/13		10,550.00
		5465 30/11/13		1,662.50
SHIMO B.I				5,962.50
OIC SHIMO B.I				1,365.00
OIC SHIMO B.I	VEGETABLES 490KGS			4,200.00
OIC SHIMO B.I	ORANGES 30KGS	5805 30/6/13		
OIC SHIMO B.I	VEGETABLES 532.5KGS	5805 30/6/13		
OIC SHIMO B.I	ORANGES31KGS	5806 31/7/13		
OIC SHIMO B.I	VEGETABLES 559.5KGS	5806 31/7/13		39,000.00
OIC SHIMO B.I	ORANGES31KGS	5807 31/8/13		
OIC SHIMO B.I	VEGETABLES 490KGS	5807 31/8/13		42,262.00
OIC SHIMO B.I	ORANGES39KGS	5810 31/8/13		
OIC SHIMO B.I	BEANS 2 BAGS	5810 31/8/13		44,287.50
OIC SHIMO B.I	MILK 133 LITERS	5810 31/8/13		
OIC SHIMO B.I	VEGETABLES 202 KGS	5808 13/9/13		58,575.00
OIC SHIMO B.I	ORANGES 38.75KGS	5811 31/10/13		
OIC SHIMO B.I	MAIZE 90KGS	5811 31/10/13		
OIC SHIMO B.I	VEGETABLES 464 KGS	5811 31/10/13		5,320.00
OIC SHIMO B.I	ORANGES 46.5KGS	5814 31/12/13		198,056.00
OIC SHIMO B.I	VEGETABLES 441 KGS	5814 31/12/13		
OIC SHIMO B.I	ORANGES24KGS	5815 31/1/14		
OIC SHIMO B.I	VEGETABLES 406.5KGS	5815 31/1/14		38,287.50
OIC SHIMO B.I	ORANGES42KGS	5816 28/2/14		
OIC SHIMO B.I	VEGETABLES 444.5KGS	5816 28/2/14		38,875.00
OIC SHIMO B.I	ORANGES38.4KGS	5817 31/3/14		
OIC SHIMO B.I	VEGETABLES 519.5KGS	5817 31/3/14		33,637.50
OIC SHIMO B.I	ORANGES	5818 30/4/14		
OIC SHIMO B.I	VEGETABLES 586KGS	5818 30/4/14		36,217.50
OIC SHIMO B.I	ORANGES219KGS	5819 31/5/14		
OIC SHIMO B.I	VEGETABLES 591.5KGS	5819 31/5/14		49,357.50
OIC SHIMO B.I	ORANGES596.1KGS	5820 30/6/14		
		5820 30/6/14		60,397.50
VOI				
OIC VOI				
OIC VOI	VEGETABLES			89,070.00
OIC VOI	VEGETABLES		VARIOUS	
OIC VOI	VEGETABLES		VARIOUS	
	SEEDLINGS		VARIOUS	
MANYANI			VARIOUS	141,300.00
OIC MANYANI				168,300.00
	VEGETABLES,CAPSICUM,FRUITS			38,700.00
SHIMO WOMEN			VARIOUS	8,300.00
OIC SHIMO WOMEN	KUNDE 600KGS@100			
OIC SHIMO WOMEN	ORANGES 200KGS@100	3907 14/6/13		2,987,087.22
OIC SHIMO WOMEN	KUNDE 450KGS@100	3907 14/6/13		
OIC SHIMO WOMEN	KUNDE 420KGS@100	3908 30/6/13		
OIC SHIMO WOMEN	KUNDE 450KGS@100	3912 28/7/13		60,000.00
OIC SHIMO WOMEN	KUNDE 150KGS@100	3913 30/7/13		20,000.00
OIC SHIMO WOMEN	KUNDE 360KGS@100	3914 11/12/13		45,000.00
OIC SHIMO WOMEN	KUNDE 450KGS@100	2955 31/5/14		42,000.00
		2956 30/6/14		45,000.00
TAVETA				15,000.00
OIC TAVETA				36,000.00
	VEGETABLES		VARIOUS 30/6/14	42,000.00
SHIMO MEDIUM				
OIC SHIMO MEDIUM	KUNDE 1000KGS@100SHS & 60LITERS@60SHS	5635 30/6/13		99,750.00
OIC SHIMO MEDIUM	KUNDE 973KGS@100SHS & 62LITERS@60SHS	23 1/08/13		
OIC SHIMO MEDIUM	KUNDE 1054.5KGS@100SHS & 62LITERS@60SHS	45 31/8/13		
OIC SHIMO MEDIUM	KUNDE 1060KGS@100SHS & 60LITERS@60SHS	064 30/09/13		103,600.00
OIC SHIMO MEDIUM	POSHOMILL@800SHS,FRUITS@100SHS,CAPSICUM,20K	064 30/09/13		101,020.00
OIC SHIMO MEDIUM	KUNDE 1035KGS@100SHS,450KGS POSHOMIL	085 31/10/13		109,170.00
OIC SHIMO MEDIUM	TOMATOES 300KG@150SHS,MILK 60LITERS @	85 31/10/13		14,200.00
OIC SHIMO MEDIUM	KUNDE 1042KGS@100SHS,BEEF 60KGS@550S	035 2/12/13		820.000
OIC SHIMO MEDIUM	KUNDE 880KGS@100SHS,MILK 62 LITERS@60S	039 2/1/14		237,220.00
OIC SHIMO MEDIUM	KUNDE 995KGS@100SHS,WATERMELON 500K	069 31/1/14		48,600.00
OIC SHIMO MEDIUM	KUNDE 973KGS@100SHS,WATERMELON 500K	071 28/2/14		140,800.00
OIC SHIMO MEDIUM	KUNDE 916.5KGS@100SHS,MILK60LITERS@60	084 31/3/14		91,720.00
OIC SHIMO MEDIUM	KUNDE 912 KGS@100SHS,	30/4/14		153,220.00
	KUNDE896.5KG@100SHS,MANGOES276KGS@100SHS,	31/5/14		150,660.00
SHIMO MAIN				95,250.00
OIC SHIMO MAIN				91,200.00
OIC SHIMO MAIN	KUNDE 750KGS@100SHS	5636 30/6/13		118,930.00
OIC SHIMO MAIN	KUNDE 300KGS@100SHS	044 31/8/13		
OIC SHIMO MAIN	KUNDE 1200KGS@100SHS	033 2/12/13		
KILIFI				75,000.00
OIC KILIFI				30,000.00
OIC KILIFI	VEGETABLE	5404 30/06/13		120,000.00
OIC KILIFI	VEGETABLE	5405 31/07/13		
OIC KILIFI	VEGETABLE	55406 31/08/13		
OIC KILIFI	VEGETABLE	55407 31/09/13		16,710.50
		55408 31/10/13		17,296.50
				17,121.00

OIC KILIFI	VEGETABLE			
OIC KILIFI	VEGETABLE	55410 31/12/13		
OIC KILIFI	MILK	55411 31/01/14		17,868.50
OIC KILIFI	VEGETABLE	55412 28/02/14		16,068.00
OIC KILIFI	MILK	55413 28/02/14		10,354.50
OIC KILIFI	MILK	55414 31/03/14		17,823.00
OIC KILIFI	VEGETABLE	55415 31/03/14		2,852.00
OIC KILIFI	VEGETABLE	55416 31/04/14		16,224.00
OIC KILIFI	VEGETABLE	55417 31/05/14		2,516.00
OIC KILIFI	VEGETABLE	55418 31/06/14		920.00
		55419 31/06/14		3,939.00
				10,920.00
EASTERN				
MACHAKOS				
OIC MACHAKOS	SUKUMA & MEAT			20,085.00
OIC MACHAKOS	SUKUMA	4952 1/12/13		
OIC MACHAKOS	SUKUMA & BANANAS	4951 1/11/2013		
OIC MACHAKOS	SUKUMA & FRUITS	4847 1/07/13		
OIC MACHAKOS	SUKUMA, MANGOES AND BEANS	4953 1/1/14		185,480.00
OIC MACHAKOS	SUKUMA & FRUITS	4954 1/03/14		137,200.00
OIC MACHAKOS	SUKUMA & MAIZE	4955 1/3/14		402,850.00
OIC MACHAKOS	VEGETABLE	4956 1/4/14		147,000.00
		30/6/13		161,100.00
				170,880.00
MOYALE				
OIC MOYALE	SUKUMA WIKI			321,500.00
OIC MOYALE	MAIZE	30/6/13		159,000.00
OIC MOYALE	BEANS	1/8/2013		
OIC MOYALE	MANGOES	5/9/2013		
OIC MOYALE	WHITE SUPPOST	8/12/2013		158,010.00
OIC MOYALE	TOMATOES	2/3/2014		10,050.00
OIC MOYALE	CAPSICUM	1/5/2014		26,667.00
		30/6/2014		74,000.00
				17,586.00
				17,000.00
KANGETA				
OIC KANGETA	SUKUMA 1735 KGS@30SHS			13,000.00
OIC KANGETA	SUKUMA 1892 KGS@30SHS	30/6/2013		
OIC KANGETA	IRISH POTATOES 10BAGS@4500	31/7/2013		
OIC KANGETA	SUKUMAWIKI 1868 KGS@30SHS	31/7/2013		
OIC KANGETA	SUKUMAWIKI 395KGS@30SHS	31/8/2013		52,065.00
OIC KANGETA	SUKUMAWIKI 1896 KGS@30SHS	31/12/2013		56,775.00
OIC KANGETA	SUKUMAWIKI 1858 KGS@30SHS	31/01/2014		45,000.00
OIC KANGETA	SUKUMAWIKI 1440KGS@30SHS	31/01/2014		56,040.00
OIC KANGETA	SUKUMAWIKI 10BAGS@4500SHS	28/02/2014		11,850.00
OIC KANGETA	SUKUMAWIKI 841KGS@300SHS	31/03/2014		56,895.00
OIC KANGETA	SUKUMAWIKI 1775KGS@30SHS	31/03/2014		55,740.00
OIC KANGETA	SUKUMAWIKI 1927KGS@30SHS	30/04/2014		43,200.00
		31/05/2014		45,000.00
				25,230.00
				53,250.00
				57,810.00
KITUI MAIN				
OIC KITUI MAIN	SUKUMAWIKI 11405.70 KGS@20SHS			
OIC KITUI MAIN	MILK 150.51 LITERS@52 50SHS	1501 31/5/14		
OIC KITUI MAIN	BANANA 752.365KGS@40SHS	1503 1/07/2014		
OIC KITUI MAIN	PAWPAW 752.866KGS@40SHS	1504 1/07/2014		
OIC KITUI MAIN	CAPSICUM 752.465KGS@525SHS	1505 1/07/2014		247,804.32
OIC KITUI MAIN	MAIZE 90KGS*37	1506 1/07/2014		79,983.75
		1507 1/07/2014		30,826.00
				30,826.00
				45,149.90
				193,500.00
MAKUENI MAIN				
OIC MAKUENI REMAND	SUKUMAWIKI 5100.68KGS@30SHS			
OIC MAKUENI REMAND	MILK 11.5LITERS@50SHS	056 30/9/14		
OIC MAKUENI REMAND	MANGOES 48.50KGS@48.50	57 30/9/14		
		58 30/9/14		
				153,020.40
				575.00
				2,328.00
URUKU				
OIC URUKU	KALES 441KGS@50SHS			
OIC URUKU	MILK 154 LITERS@50SHS	051 30/6/13		
OIC URUKU	POTATOES 8 BAGS@	051 30/6/13		
OIC URUKU	KALES 642.5KGS@50SHS	051 30/6/13		
OIC URUKU	MILK 221.5LITERS@50SHS	051 31/7/13		22,050.00
OIC URUKU	KALES 698KGS@50SHS	051 31/7/13		7,700.00
OIC URUKU	MILK 256.5 LITERS@50SHS	051 31/8/13		24,000.00
OIC URUKU	MILK 239 ITERS@50SHS	051 31/8/13		32,125.00
OIC URUKU	KALES 651.5KGS@50	051 30/9/13		11,075.00
OIC URUKU	KALES 582.5KGS@50	051 30/9/13		34,900.00
OIC URUKU	MILK 255.25LITERS@50SHS	051 31/10/13		12,825.00
OIC URUKU	MILK 202LITERS@50SHS	051 31/10/13		11,950.00
OIC URUKU	KALES 480KGS@50SHS	051 30/11/13		32,575.00
OIC URUKU	MILK 292 LITERS@50SHS	051 30/11/13		29,125.00
OIC URUKU	KALES 499KGS@50SHS	051 31/12/13		12,762.50
OIC URUKU	MILK 242.75LITERS@50SHS	051 31/12/13		10,100.00
OIC URUKU	KALES 493KGS@50SHS	051 31/01/14		24,000.00
OIC URUKU	MILK 224.5@50SHS	051 31/01/14		11,600.00
OIC URUKU	KALES 421KGS@50SHS	051 28/02/14		24,950.00
OIC URUKU	MILK 231.25LITERS@50SHS	051 28/02/14		12,137.00
OIC URUKU	KALES 515KGS@50SHS	052 31/03/14		24,650.00
OIC URUKU	MILK 20LITERS@50SHS	052 31/03/14		11,225.00
OIC URUKU	KALES 501.5KGS@50SHS	052 30/04/14		21,050.00
OIC URUKU	CARROTS 27BAGS@300SHS	052 30/04/14		11,562.00
OIC URUKU	KALES 535KGS@50SHS	052 30/04/14		25,750.00
OIC URUKU	MILK 229.25LITERS@50SHS	052 31/5/14		11,025.00
OIC URUKU	KALES 577.5KGS@50SHS	052 31/5/14		25,075.00
OIC URUKU	MILK 222LITERS@50SHS	052 30/6/14		81,000.00
OIC URUKU	KALES 668.5KGS@50SHS	052 30/6/14		26,750.00
OIC URUKU	MILK 223LITERS@50SHS	052 30/6/14		11,462.50
OIC URUKU		052 30/6/14		28,875.00
				11,100.00

	WESTERN PROVINCE			3,345.00
	BUSIA			11,150.00
	OIC BUSIA	KALES 10115.445 KGS@50SHS		
	OIC BUSIA	MILK 1688 LITERS@50SHS	VARIOUS	
	OIC BUSIA	MAIZE 24BAGS@3000 SHS	VARIOUS	
	OIC BUSIA	CAPSICUM 235 KGS@50SHS	VARIOUS	606,772.26
	BUNGOMA			84,400.00
	OIC BUNGOMA	VEGETABLES		72,000.00
	OIC BUNGOMA	VEGETABLES	231 30/9/13	11,750.00
	OIC BUNGOMA	VEGETABLES	4203 30/11/13	
	OIC BUNGOMA	VEGETABLES	4204 1/1/14	18,360.00
	OIC BUNGOMA	VEGETABLES	4205 3/1/14	24,180.00
	OIC BUNGOMA	VEGETABLES	4206 3/1/14	15,150.00
			207 1/5/14	7,425.00
	KAKAMEGA MAIN			22,575.00
	OIC KAKAMEGA MAIN	18 BAGS@200SHS		24,450.00
	OIC KAKAMEGA MAIN	18 BAGS@200SHS	4105 31/01/2014	
	OIC KAKAMEGA MAIN	18 BAGS@200SHS	4105 28/02/2014	
	OIC KAKAMEGA MAIN	27 BAGS@200SHS	4105 31/03/2014	
	OIC KAKAMEGA MAIN	23 BAGS@200SHS	4105 31/05/2014	3,600.00
	OIC KAKAMEGA MAIN	22 BAGS@200SHS	4105 30/06/2014	3,600.00
				5,400.00
	SHIKUSA B.I			4,600.00
	OIC SHIKUSA B.I	MILK		4,400.00
	OIC SHIKUSA B.I	SUKUMA/MILK	4301 31/07/2013	
	OIC SHIKUSA B.I	SUKUMA/MILK	4302 31/07/2013	
	OIC SHIKUSA B.I	SUKUMA/MILK	4303 31/07/2013	
	OIC SHIKUSA B.I	SUKUMA/MILK	4304 31/07/2013	1,760.00
	OIC SHIKUSA B.I	MAIZE	4306 31/07/2013	20,510.00
	OIC SHIKUSA B.I	SUKUMA/MILK	4305 31/07/2013	20,745.00
	OIC SHIKUSA B.I	MILK	4312 31/07/2013	12,825.00
	OIC SHIKUSA B.I	SUKUMA/MILK	4313 31/07/2013	675,000.00
	OIC SHIKUSA B.I	SUKUMA/MILK	4314 31/07/2013	11,145.00
	OIC SHIKUSA B.I	SUKUMA/MILK	051 31/07/2013	2,640.00
	OIC SHIKUSA B.I	SUKUMA/MILK	052 31/07/2013	20,130.00
	OIC SHIKUSA B.I	MILK	4315 31/07/2013	21,540.00
				20,580.00
	SHIKUSA MAIN			24,935.00
	E/RAVINE	100 bags of maize @3000	5375455 of 15/10/13	6,000.00
	BUNGOMA	100 BAGS OF MAIZE @3000	5375456 OF 16/10/13	
	KAPSABET	100 BAGS OF MAIZE @3000	5375457 OF 16/10/013	
	KISUMU	100 BAGS OF MAIZE @3,000	5375458 OF 17/10/013	300,000
	KIBOS	100 BAGS OF MAIZE @ 3,000	5375459 OF 17/10/013	300,000
	KAPENGURIA	100 BAGS OF MAIZE @ 3,000	5375460 OF 18/10/013	300,000
	NAIROBI WEST	100 BAGS OF MAIZE @ 3,000	5375461 OF 20/10/013	300,000
	KAKAMEGA MAIN	120 BAGS OF MAIZE @ 3,000	5375464 OF 19/11/013	300,000
	KAKAMEGA MAIN	120 BAGS OF MAIZE @ 3,000	5375465 OF 19/11/013	300,000
	KAKAMEGA MAIN	100 BAGS OF MAIZE @ 3,000	5375466 OF 22/11/013	300,000
	BUNGOMA	100 BAGS OF MAIZE @ 3,000	5375467 OF 25/11/013	360,000
	BUSIA	100 BAGS OF MAIZE @ 3,000	5375468 OF 25/11/013	360,000
	KISUMU	100 BAGS OF MAIZE @ 3,000	5375469 OF 26/11/013	300,000
	KIBOS	100 BAGS OF MAIZE @ 3,000	5375470 OF 26/11/013	300,000
	HOMABAY	100 BAGS OF MAIZE @ 3,000	5375471 OF 27/11/013	300,000
	HOMABAY	100 BAGS OF MAIZE @ 3,000	5375472 OF 28/11/013	300,000
	KISII MAIN	100 BAGS OF MAIZE @ 3,000	5375473 OF 29/11/013	300,000
	NAKURU MAIN	100 BAGS OF MAIZE @ 3,000	5375474 OF 30/11/013	300,000
	NAKURU MAIN	100 BAGS OF MAIZE @ 3,000	5375475 OF 01/12/13	300,000
	NAIROBI WEST	100 BAGS OF MAIZE @ 3,000	5375475 OF 01/12/13	300,000
	KAPSABET	100 BAGS OF MAIZE @ 3,000	5375475 OF 02/12/013	300,000
	KAMITI MEDIUM	100 BAGS OF MAIZE @ 3,000	5375475 OF 02/12/013	300,000
	NAIROBI REMAND	100 BAGS OF MAIZE @ 3,000	5375475 OF 02/12/013	300,000
	KAMITI MAIN	100 BAGS OF MAIZE @ 3,000	5375480 OF 06/12/013	300,000
	KAMITI MAIN	100 BAGS OF MAIZE @ 3,000	5375481 OF 06/12/013	300,000
	KAMITI MAIN	100 BAGS OF MAIZE @ 3,000	5375482 OF 06/12/013	300,000
	KAMITI MEDIUM	100 BAGS OF MAIZE @ 3,000	5375483 OF 09/12/013	300,000
	KAMITI MAIN	100 BAGS OF MAIZE @ 3,000	5375484 OF 24/12/013	300,000
	KAMITI MEDIUM	100 BAGS OF MAIZE @ 3,000	5375485 OF 26/12/013	300,000
	KAMITI MEDIUM	100 BAGS OF MAIZE @ 3,000	5375488 OF 28/12/013	300,000
	SHIKUSA FARM	200 BAGS OF MAIZE @ 3,000	5375489 OF 22/01/014	300,000
	KAKAMEGA MEDIUM	460 BAGS OF MAIZE @ 3,000	5375475 OF 22/01/014	300,000
				300,000
	KIBOS			600,000
	OIC KIBOS MAIN	GRINDING 149 BAGS	6926 31/07/13	1,380,000
	OIC KIBOS MAIN	GRINDING 149 BAGS	6934 31/07/13	
	OIC KIBOS MAIN	VEGETABLE 1380 KGS	6933 31/07/13	
	OIC KIBOS MAIN	GRINDING 141 BAGS	6939 31/07/13	22,350.00
	OIC KIBOS MAIN	VEGETABLE 1260 KGS	6940 31/07/13	22,350.00
	OIC KIBOS MAIN	GRINDING 135 BAGS	6943 31/07/13	110,400.00
	OIC KIBOS MAIN	VEGETABLE 1260 KGS	6945 31/07/13	21,150.00
	OIC KIBOS MAIN	GRINDING 160 BAGS	4501 31/07/13	100,800.00
	OIC KIBOS MAIN	VEGETABLE 1380 KGS	4502 31/1/14	20,250.00
				105,600.00
	MIGORI			24,000.00
	OIC MIGORI	SUKUMA WIKI 90KGS@65SHS	30/6/13	110,400.00
	OIC MIGORI	SUKUMA WIKI 600KGS@65SHS	31/10/13	
	OIC MIGORI	SUKUMA WIKI 650KGS@65SHS	31/12/13	
	KISII MAIN			
	OIC KISII MAIN	SUKUMA	6494	

OIC KISHI MAIN	SUKUMA		6495	
OIC KISHI WOMEN	SUKUMA		6496	
OIC KISHI MAIN	SUKUMA		6497	43,020.00
OIC KISHI WOMEN	SUKUMA		6498	43,440.00
OIC KISHI WOMEN	SUKUMA		6499	10,893.00
OIC KISHI MAIN	SUKUMA		2851	57,600.00
OIC KISHI MAIN	FIREWOOD		2852	14,348.40
OIC KISHI MAIN	SUKUMA		2853	9,524.00
OIC KISHI WOMEN	SUKUMA		2854	75,780.00
OIC KISHI WOMEN	SUKUMA		2855	19,250.00
OIC KISHI MAIN	SUKUMA		2857	91,440.00
			2858	2,813.60
RACHUONYO				5,663.00
OIC RACHUONYO	MAIZE			69,760.00
OIC RACHUONYO	VEGETABLE		VARIOUS	
			VARIOUS	
KISUMU WOMEN				150,000.00
OIC KISUMU MAIN	SUKUMAWIKI 123KGS@80SHS		30/6/13	132,790.00
OIC KISUMU WOMEN	SUKUMAWIKI 359.246KGS@70SHS		30/6/14	
SIAYA				9,840.00
OIC SIAYA	BEANS 5 BAGS			25,147.22
OIC SIAYA	SUKUMAWIKI 2185KGS		7820	
OIC SIAYA	SUKUMAWIKI 148.5 KGS		64	
OIC SIAYA	MAIZE 20 BAGS		4054.5	39,100.00
OIC SIAYA	SUKUMAWIKI 974 KGS		63.75	139,840.00
OIC SIAYA	SUKUMAWIKI 1593 KGS		63.75	9,504.00
HOMABAY				81,690.00
OIC HOMABAY	VEGETABLE & SORGHUM			62,092.50
OIC HOMABAY	MILK 245.5 UTERS@35SHS		VARIOUS	101,553.75
OIC HOMABAY	VEGETABLE 660KGS@65		VARIOUS	
OIC HOMABAY	MEAT 159.135KGS@400SHS		VARIOUS	1,268,219.60
OIC HOMABAY	MEAT 60KGS@400SHS		VARIOUS	8,592.50
OIC HOMABAY	MEAT 69.135@400		VARIOUS	42,900.00
OIC HOMABAY	MEAT 30KG@400SHS		VARIOUS	63,654.00
				24,000.00
				27,654.00
				12,000.00
				52,761,138.81

S/NO	STATION SUPPLIER	ITEM SUPPLIED	INVOICE AND DATE	AMOUNT
	NAIROBI AREA			
	KAMITI MEDIUM			
	oic kamiti medium	sukuma 5480 kgs @58 shs	6387 of 15/7/2014	
	oic kamiti medium	milk 92 ltrs 35 shs	6388 OF 15/7/2014	317,840.00
	oic kamiti medium	milk 32.5 ltrs 35 shs	6389 OF 15/7/2014	3,220.00
	oic kamiti medium	DRIED MAIZE 13 BAGS @ 3000 SHS	6355 OF 4/4/2014	1,300.00
	oic kamiti medium	DRIED MAIZE 7 BAGS @ 6500 SHS	6351 OF 27/3/2014	39,000.00
	oic y.c.t.c	sukuma 571kgs @58 shs	6366 OF 11/7/2014	45,500.00
	oic kamiti medium	MILK 166 LTRS 2 35 SHS	6352 OF 27/3/2014	33,118.00
	oic kamiti medium	SUKUMA 3970 KGS @ 58 SHS	6353 OF 27/3/2014	5,810.00
				230,260.00
	LANGATA WOMEN			
	OIC LANGATA WOMEN	FRUITS 315 KGS @ 15 SHS	VARIOUS	
	OIC LANGATA WOMEN	FRUITS 879 KGS @ 20 SHS	VARIOUS	4,726.00
	OIC LANGATA WOMEN	FRUITS 1200 KGS @ 60	VARIOUS	17,580.00
	OIC LANGATA WOMEN	MEAT 63 KGS @ 350 SHS	VARIOUS	72,000.00
	OIC NAIROBI REMAND	VEGETABLES 820 KGS @ 15 SHS	VARIOUS	22,050.00
				12,300.00
	JAMHURI S.S			
	NAIROBI MEDIUM	SUKUMA WIKI	VARIOUS	
				361,640.00
	CENTRAL PROVINCE			
	EMBU MAIN		55	
	OIC EMBU MAIN	160 KGS OF VEGES @ 30SHS	VARIOUS JUNE 2013	
	OIC EMBU MAIN	1749.5 KGS OF VEG@50SHS	VARIOUS JULY 2013	4,800.00
	OIC EMBU MAIN	2086.5 KGS OF VEG@50SHS	VARIOUS AUGUST 2013	87,475.00
	OIC EMBU MAIN	2054.5 KGS OF VEG@50SHS	VARIOUS SEPTEMBER 2013	104,325.00
	OIC EMBU MAIN	2066.5 KGS OF VEG@50SHS	VARIOUS OCTOBER 2013	102,725.00
	OIC EMBU MAIN	1936 KGS OF VEG@50SHS	VARIOUS NOVEMBER 2013	103,325.00
	OIC EMBU MAIN	2084.5 KGS OF VEG@50SHS	VARIOUS DECEMBER 2013	96,800.00
	OIC EMBU MAIN	2099.5 KGS OF VEG@50SHS	VARIOUS JANUARY 2013	104,225.00
	OIC EMBU MAIN	1956 KGS OF VEG@50SHS	VARIOUS FEBRUARY 2013	104,795.00
	OIC EMBU MAIN	510 KGS OF MANGOES@50SHS	VARIOUS FEBRUARY 2013	97,800.00
	OIC EMBU MAIN	2207 KGS OF VEG@50SHS	VARIOUS MARCH 2013	33,150.00
	OIC EMBU MAIN	930 KGS OF PAW PAW@70SHS	VARIOUS MARCH 2013	110,350.00
	OIC EMBU MAIN	2214 KGS OF VEG@50SHS	VARIOUS APRIL 2013	65,100.00
	OIC EMBU MAIN	900 KGS OF PAWPAW@70SHS	VARIOUS APRIL 2013	110,700.00
	OIC EMBU MAIN	2238 KGS OF VEG@50SHS	VARIOUS APRIL 2013	63,000.00
	OIC EMBU MAIN	930 KGS OF PAWPAW @70SHS	VARIOUS MAY 2013	111,925.00
	OIC EMBU MAIN	2166 KGS OF VEG@50SHS	VARIOUS JUNE 2013	65,100.00
	OIC EMBU MAIN	900 KGS OF PAWPAW @70SHS	VARIOUS JUNE 2013	108,300.00
				63,000.00
	EMBU WOMEN			
	OIC EMBU WOMEN	174.083 KGS OF VEG@50SHS	9086 OF 30/6/13	
	OIC EMBU WOMEN	35 KGS OF BANANAS@50SHS	9086 OF 30/6/13	204,173.00
	OIC EMBU WOMEN	182.5 LITERS OF MILK@60SHS	9086 OF 30/6/13	205,923.00
	OIC EMBU WOMEN	166.445 KGS OF VEG@20 SHS	54628 7/6/13	216,873.00
	OIC EMBU WOMEN	246 KGS OF VEG@20SHS	54628 7/6/13	3,328.00
	OIC EMBU WOMEN	BEEF WITH BONES@400SHS	9098 31/03/14	4,920.00
	OIC EMBU WOMEN	161.56KG OF VEG@50SHS	9092 30/11/13	167,943.00
	OIC EMBU WOMEN	30 BANANAS@50SHS	9092 30/11/13	8,078.00
	OIC EMBU WOMEN	133 LITERS OF MILK@60	9093 30/11/13	1,500.00
	OIC EMBU WOMEN	35 BANANAS@50	9094 30/11/13	7,980.00
	OIC EMBU WOMEN		9095 30/11/13	8,621.00
	OIC EMBU WOMEN	143.5 LITERS OF MILK@60SHS	9092 30/11/13	1,750.00
	OIC EMBU WOMEN	240.42KG OF VEG@50SHS	9093 31/12/13	8,610.00
	OIC EMBU WOMEN	31 BANANAS@50	9093 31/12/13	10,021.00
	OIC EMBU WOMEN	121.5 LITERS OF MILK @60SHS	9093 31/12/13	1,550.00
	OIC EMBU WOMEN	175.24KGF VEG@50SHS	9094 31/01/14	7,290.00
	OIC EMBU WOMEN	28 BANANAS@50SHS	9094 31/01/14	8,762.00
	OIC EMBU WOMEN	84 LITERS OF MILK@50	9094 31/04/14	1,400.00
	OIC EMBU WOMEN	202.28KGF@50	9096 28/02/14	5,040.00
	OIC EMBU WOMEN	35 BANANAS@50	9096 28/02/14	10,113.00
	OIC EMBU WOMEN	90 LITERS OF MILK@60SHS	9096 28/02/14	1,750.00
	OIC EMBU WOMEN	BEEF WITH BONES@400SHS	9097 30/03/14	5,400.00
	OIC EMBU WOMEN	208.024KGS VEGES@50	9097 30/03/14	9,088.00
	OIC EMBU WOMEN	30 BANANAS@50SHS	9097 30/03/14	10,401.00
	OIC EMBU WOMEN	173.5 LITERS MILK@60SHS	9097 30/03/14	1,500.00
	OIC EMBU WOMEN	247.512KG VEG@50SHS	9100 31/04/14	10,410.00
	OIC EMBU WOMEN	31 BANANAS@50	9100 31/04/14	2,375.00
	OIC EMBU WOMEN	194.5 LITERS OF MILK@60	9100 31/04/14	1,550.00
	OIC EMBU WOMEN	266.512KGSOF VEG@50	5301 31/05/14	11,670.00
	OIC EMBU WOMEN	35 BANANAS@50	5302 31/05/14	13,300.00
	OIC EMBU WOMEN	113.5 LITERS OF MILK@60	5303 31/05/14	1,750.00
	MWEA			6,810.00
	FARM MANAGER MWEA	RICE 1200 KGS @180	VARIOUS 30/6/2013	
	FARM MANAGER MWEA	MILK 285 LITERS @ 70 SHS	2501 30/6/2013	216000
	FARM MANAGER MWEA	VEGETABLES 431 KGS @40 SHS	VARIOUS 30/6/2013	19950
	FARM MANAGER MWEA	RICE 150 KGS @ 180 SHS	2519 31/07/2013	17,240.00
	FARM MANAGER MWEA	MILK 294.5 LTRS @ 70 SHS	2519 31/07/2013	27,000.00
	FARM MANAGER MWEA	VEGETABLES 911 KGS @ 40SHS	2519 31/07/2013	20,615.00
	FARM MANAGER MWEA	RICE 1300 KGS @ 180 SHS	VARIOUS 31/8/2013	36,440.00
	FARM MANAGER MWEA	MILK 294.5 LTRS @ 70 SHS	2533 31/8/2013	234,000.00
	FARM MANAGER MWEA	VEGETABLES 998.5 @40 SHS	VARIOUS 31/8/2013	20,615.00
	FARM MANAGER MWEA	MILK 285 LITERS @ 70 SHS	2538 31/8/2013	39,940.00
	FARM MANAGER MWEA	VEGETABLES 979.5 KGS @40SHS	2538 30/9/2013	19,950.00
	FARM MANAGER MWEA	VEGETABLES 982.5 KGS@40	VARIOUS 31/10/2013	39,940.00
				19,950.00

FARM MANAGER MWEA	MILK 294.5 LTRS @ 70 SHS			
FARM MANAGER MWEA	VEGETABLES 1057 KGS @ 40	2546 31/10/2013		39,180.00
FARM MANAGER MWEA	MILK 285 LITERS @ 70 SHS	11158 30/11/2013		39,300.00
FARM MANAGER MWEA	MAIZE 25 BAGS@5900 SHS	1158 30/11/2013		20,615.00
FARM MANAGER MWEA	VEGETABLES 1094 KGS @ 3500	1158 30/11/2013		42,280.00
FARM MANAGER MWEA	MILK 294.5 LTRS @ 70 SHS	VARIOUS 31/12/2013		19,950.00
FARM MANAGER MWEA	RICE 3250 KGS @180 SHS	VARIOUS 31/12/2013		147,500.00
FARM MANAGER MWEA	VEGETABLES 1026.5 KGS@3500 SHS	VARIOUS 31/1/2014		43,760.00
FARM MANAGER MWEA	MILK 294.5 LTRS @ 70 SHS	VARIOUS 31/1/2014		20,615.00
FARM MANAGER MWEA	RICE 29 BAGS @180 SHS	VARIOUS 31/1/2014		585,000.00
FARM MANAGER MWEA	RICE 3050 KGS @180 SHS	VARIOUS 31/1/2014		41,060.00
FARM MANAGER MWEA	VEGETABLES 991 KGS@40 SHS	5592 28/2/2014		20,615.00
FARM MANAGER MWEA	MILK 266 LTRS@70 SHS	5592 28/2/2014		522,000.00
FARM MANAGER MWEA	MILK 294.5 LTRS @ 70 SHS	5593 31/3/2014		549,000.00
FARM MANAGER MWEA	RICE 28 BAGS @180 SHS	11166 31/3/2014		39,640.00
FARM MANAGER MWEA	VEGETABLES 1095 KGS @40 SHS	11166 31/3/2014		18,620.00
FARM MANAGER MWEA	MILK 285 LTRS @70SHS	11166 31/3/2014		20,615.00
FARM MANAGER MWEA	VEGETABLES 1100.5 KGS @ 40SHS	11168 30/4/2014		504,000.00
FARM MANAGER MWEA	RICE 3450 KGS @180 SHS	11168 30/4/2014		16,425.00
FARM MANAGER MWEA	MEAT 437KOGS@450 SHS	11168 30/4/2014		19,950.00
FARM MANAGER MWEA	MILK 294.5 LTRS @ 70 SHS	11177 31/5/2014		44,020.00
FARM MANAGER MWEA	VEGETABLES 1170 KGS @40 SHS	11177 31/5/2014		621,000.00
FARM MANAGER MWEA	MEAT 290 KGS @450 SHS	11177 31/5/2014		196,650.00
FARM MANAGER MWEA	RICE 3650 KGS @180 SHS	11177 31/5/2014		20,165.00
FARM MANAGER MWEA	MILK 285 LTRS @70SHS	11177 31/5/2014		46,800.00
FARM MANAGER MWEA	VEGETABLES 1062KGS@40 SH	11177 30/6/2014		130,500.00
FARM MANAGER MWEA	RICE 2900 KGS @180 SHS	11177 30/6/2014		657,000.00
FARM MANAGER MWEA	MEAT 145KOGS@450 SHS	11177 30/6/2014		19,950.00
THIKA MAIN				42,480.00
OIC THIKA MAIN	VEGETABLES			522,000.00
OIC THIKA MAIN	CEREALS	VARIOUS 30/06/2014		65,250.00
OIC THIKA MAIN	MEAT	VARIOUS 30/06/2014		
THIKA WOMEN				641,103.00
O.I.C THIKA WOMEN	SUKUMA WIKI 540.705 KGS @30SHS			169,399.00
O.I.C THIKA WOMEN	SUKUMA WIKI 229.820 KGS @30SHS	VARIOUS 30/06/2013		212,910.00
O.I.C THIKA WOMEN	SUKUMAWIKI 1226.83 KGS @ 30SHS	VARIOUS 30/11/2013		
O.I.C THIKA WOMEN	MILK 84 LTRS @67.50@67.50	VARIOUS 30/06/2014		16,221.15
O.I.C THIKA WOMEN	MILK 678LTRS @67.50	VARIOUS 30/06/2014		23,692.50
KIAMBU				36,804.90
KIAMBU CHILDREN REMAND	VEGETABLES			5,670.00
KIRIGITI REHABILITATION SCHOOL	VEGETABLES	VARIOUS		45,765.00
O.I.C KIAMBU	VEGETABLES & MILK	VARIOUS		
MURANGA				22,200.00
O.I.C MURANGA PRISON	SUKUMA WIKI 411.025 KG			52,200
O.I.C MURANGA PRISON	MILK 178 LITRES	2605 31/7/13		311,064.50
O.I.C MURANGA PRISON	SUKUMA WIKI 212.605 KG	2605 31/7/13		
O.I.C MURANGA PRISON	MILK 115.5 LITRES	2606 31/8/13		
O.I.C MURANGA PRISON	MAIZE 10 BAGS	2606 31/8/13		16,441.00
O.I.C MURANGA PRISON	RIPE BANANAS 124KGS	2607 30/9/13		6,230.00
O.I.C MURANGA PRISON	MILK 150 LITERS	2630 10/13		8,480.00
O.I.C MURANGA PRISON	RIPE BANANAS 65KGS	2608 30/9/13		3,912.00
O.I.C MURANGA PRISON	PAWPAW 6 KGS	2609 31/10/13		50,000.00
O.I.C MURANGA PRISON	MILK 154.5 LITERS	2609 31/10/13		5,250.00
O.I.C MURANGA PRISON	MILK 149 LITERS	2609 31/10/13		5,250.00
O.I.C MURANGA PRISON	SUKUMA WIKI 166.745 KGS	2612 30/11/13		3,250.00
O.I.C MURANGA PRISON	bananas 5kgs	2612 30/11/13		360.00
O.I.C MURANGA PRISON	sukumawiki 1037.63kgs	2612 30/11/13		5,407.50
O.I.C MURANGA PRISON	mangoes 1618pcs	2614 31/12/13		5,215.00
O.I.C MURANGA PRISON	ripe bananas 80kgs	2614 31/12/13		6,669.00
O.I.C MURANGA PRISON	milk 119 liters	2614 31/12/13		250.00
O.I.C MURANGA PRISON	32 bunches bananas	2614 31/12/13		41,505.20
O.I.C MURANGA PRISON	sukumawiki 564.335kgs	2615 31/1/14		32,380.00
O.I.C MURANGA PRISON	milk 103 liters	2615 31/1/14		4,000.00
O.I.C MURANGA PRISON	ripe mangoes 1559 pieces	2615 31/1/14		4,165.00
O.I.C MURANGA PRISON	milk 109 liters	2615 31/1/14		2,240.00
O.I.C MURANGA PRISON	bananas 42 bunches	2616 28/2/14		22,574.00
O.I.C MURANGA PRISON	sukuma wiki 891.945 kg	2616 28/2/14		3,605.00
O.I.C MURANGA PRISON	milk 158.5 liters	2618 31/3/14		31,180.00
O.I.C MURANGA PRISON	bananas 33 bunches	2618 31/3/14		3,815.00
O.I.C MURANGA PRISON	MAIZE 260kgs	2618 31/3/14		2,940.00
O.I.C MURANGA PRISON	sukumawiki 1040.865kgs	2618 31/3/14		35,677.00
O.I.C MURANGA PRISON	avocados 40kgs	2619 30/4/14		4,847.00
O.I.C MURANGA PRISON	bananas 16 bunches	2619 30/4/14		2,310
O.I.C MURANGA PRISON	paWPAW 11 KGS	2619 30/4/14		13,000.00
O.I.C MURANGA PRISON	milk 143 liters	2619 30/4/14		41,634.60
O.I.C MURANGA PRISON	MILK 115.5 LITRES	2619 30/4/14		1,800.00
O.I.C MURANGA PRISON	banana 18 bunches	2620 31/5/14		1,120.00
O.I.C MURANGA PRISON	sukuma wiki 510.680	2620 31/5/14		660.00
O.I.C MURANGA PRISON	milk 93 liters	2620 31/5/14		5,005.00
O.I.C MURANGA PRISON	bananas 16 bunches	2622 30/6/14		4,025.00
O.I.C MURANGA PRISON	avocados 60kgs	2622 30/6/14		1,260.00
O.I.C MURANGA PRISON	sukuma wiki 291.975	2622 30/6/14		20,427.00
RUIRU		2871 31/5/14		3,255.00
KAMITI MAIN	SUKUMAWIKI 386 @ 58			1,120.00
		6952 1/11/13		2,700.00
				11,679.00

OIC RUIRU	MAIZE 49 BAGS @4500	2459 4/11/13	
OIC RUIRU	SUKUMAWIKI 1103KGS @ 60	2459 4/11/13	
OIC RUIRU	MILK 31 LITERS @35	2459 4/11/13	224,112.00
OIC RUIRU	SUKUMA WIKI 2156 KGS @60	2460 4/11/13	220,500.00
KAMITI MAIN	SUKUMA WIKI 2429 KGS @58	VARIOUS 18/12/13	66,180.00
			1,085.00
NYANDARUA			129,360.00
NYANDARUA			140,882.00
NYANDARUA	VEGETABLES 48 KGS @ 20 SHS	2651 30/6/14	
NYANDARUA	VEGETABLES 45 KGS @ 35 SHS	2652 30/6/14	
NYANDARUA	VEGETABLES 785 KGS @ 35 SHS	2654 30/6/14	
NYANDARUA	VEGETABLES 146 KGS @ 35 SHS	2655 30/6/14	960.00
NYANDARUA	VEGETABLES 714 KGS @ 35 SHS	2657 30/6/14	1,575.00
NYANDARUA	VEGETABLES 134 KGS @ 35 SHS	2658 30/6/14	1,050.00
NYANDARUA	IRRIISH POTATOES 3 BAGS @3500	2660 30/6/14	5,110.00
NYANDARUA	IRRIISH POTATOES 6 BAGS @3500	2664 30/6/14	24,990.00
NYANDARUA	MAIZE 15 BAGS 3500	2686 30/6/14	4,690.00
NYANDARUA	VEGETABLES 225 KGS @ 30 SHS	2271 30/6/14	10,500.00
			21,000.00
			52,500.00
KERUGOYA			6,750.00
KERUGOYA	SUKUMA WIKI	VARIOUS	
KERUGOYA	CAPISICUM	VARIOUS	
KERUGOYA	MANGOES	VARIOUS	
			119,265.00
KAJIADO			108,430.50
O.I.C KAJIADO	MAIZE 5 BAGS@5000	2870 7/5/14	6,320.00
O.I.C KAJIADO	VEGETABLES 410 KGS@80 SHS	2871 31/5/14	
RIFT VALLEY PROVINCE			25,000.00
ELDORET MAIN			32,800.00
ELDAMARAVINE	MAIZE	6509 28/1/14	
NAIVASHA MAIN	MAIZE	6519 15/2/14	
NAIROBI MEDIUM	MAIZE	6521 20/2/14	
NAIROBI WEST	MAIZE	6811 29/1/14	1,800,000.00
NAIVASHA MEDIUM	MAIZE	6819 13/2/14	1,800,000.00
			1,500,000.00
KITALE WOMEN			300,000.00
KITALE WOMEN	VEGETABLES 2010KGS@30	VARIOUS	600,000.00
KITALE WOMEN	MAIZE 47 BAGS	VARIOUS	
TAMBACH			60,330.00
TAMBACH			188,000.00
TAMBACH	FOOD & RATION	11823 31/5/13	
TAMBACH	FOOD & RATION	11823 31/5/13	
TAMBACH	FOOD & RATION	11822 31/5/13	
TAMBACH	FOOD & RATION	11822 31/5/13	1,800.00
TAMBACH	FOOD & RATION	11822 31/5/13	3,600.00
TAMBACH	FOOD & RATION	11822 31/5/13	2,250.00
TAMBACH	FOOD & RATION	11824 31/5/13	9,000.00
TAMBACH	FOOD & RATION	11825 31/5/13	
TAMBACH	FOOD & RATION	11826 31/5/13	13,500.00
TAMBACH	FOOD & RATION	11829 31/5/13	22,500.00
TAMBACH	FOOD & RATION	11830 31/5/13	22,500.00
			4,500.00
			12,000.00
KITALE MEDIUM			30,000.00
O.I.C KITALE MEDIUM	MAIZE 147 BAGS	6413 30/6/2013	
O.I.C KITALE MEDIUM	SUKUMAWIKI	6414 31/8/2013	
O.I.C KITALE MEDIUM	SUKUMAWIKI	6403 30/9/2013	
O.I.C KITALE MEDIUM	SUKUMAWIKI	6403 30/9/2013	558,600.00
O.I.C KITALE MEDIUM	SUKUMAWIKI	6417 30/11/2013	36,313.00
O.I.C KITALE MEDIUM	MAIZE 301 BAGS	3663 16/12/13	3,650.00
O.I.C KITALE MEDIUM	SUKUMAWIKI	6418 31/12/13	36,637.50
O.I.C KITALE MEDIUM	SUKUMAWIKI	6419 31/1/14	36,825
O.I.C KITALE MEDIUM	SUKUMAWIKI	6420 28/2/14	1,204,000.00
O.I.C KITALE MEDIUM	FISH 37 KGS	3864 12/3/14	37,475.00
O.I.C KITALE MEDIUM	SUKUMAWIKI	6421 31/3/14	40,800.00
O.I.C KITALE MEDIUM	SUKUMAWIKI	6422 30/4/14	36,750.00
O.I.C KITALE MEDIUM	SUKUMAWIKI	6423 31/5/14	14,800.00
O.I.C KITALE MEDIUM	SUKUMAWIKI	6424 30/6/14	42,570.00
			40,000.00
			38,975.00
BOMET			38,450.00
O.I.C BOMET	VEGETABLES & SUKUMA WIKI	VARIOUS 30/6/14	
O.I.C BOMET	sukuma wiki 146.59 kgs@4397.70	various 30/5/14	
OIC BOMET	Sukuma wiki 215.12 kgs@30	VARIOUS 30/6/14	
			21,543.80
KAPENGURIA			4,397.70
OIC KAPENGURIA	MILK & VEGETABLES	23634 2/2/14	6,453.50
OIC KAPENGURIA	GRINDING SERVICES	23636 2/2/14	
OIC KAPENGURIA	MILK & VEGETABLES	23637 2/3/14	
OIC KAPENGURIA	GRINDING SERVICES	23638 2/3/14	35,676.95
OIC KAPENGURIA	MILK & VEGETABLES	23639 2/7/14	9,860.00
OIC KAPENGURIA	GRINDING SERVICES	23640 2/3/14	26,377.20
OIC KAPENGURIA	MILK & VEGETABLES	23641 2/9/14	8,670.00
OIC KAPENGURIA	GRINDING SERVICES	23642 2/6/14	32,303.10
OIC KAPENGURIA	MILK & VEGETABLES	23643 2/6/14	8,500.00
OIC KAPENGURIA	GRINDING SERVICES	23644 2/6/14	38069.55
OIC KAPENGURIA	MILK & VEGETABLES	23645 2/7/14	8,840.00
OIC KAPENGURIA	GRINDING SERVICES	23646 2/7/14	41024.65
			9,350.00
ELDORET WOMEN			40809.85
O.I.C ELDORET WOMEN	MILK & VEGETABLES	3362 31/01/14	9,520.00
O.I.C ELDORET WOMEN	MILK & VEGETABLES	3363 3/3/14	

O.I.C ELDORET WOMEN	MILK	3364 31/03/14	
O.I.C ELDORET WOMEN	MILK	3365 30/4/14	20,160.00
O.I.C ELDORET WOMEN	MILK	3366 31/5/14	20,205.00
O.I.C ELDORET WOMEN	MILK & VEGETABLES	3368 30/6/14	6,975.00
O.I.C ELDORET WOMEN	milk	3354 30/6/13	6,750.00
O.I.C ELDORET WOMEN	milk	3355 1/07/13	9,270.00
O.I.C ELDORET WOMEN	milk @ vegetables	3356 1/08/13	16,425.00
O.I.C ELDORET WOMEN	milk	3356 1/09/13	7,492.50
O.I.C ELDORET WOMEN	milk	3356 1/10/13	7,672.50
O.I.C ELDORET WOMEN	vegetables	3356 1/10/13	16,335.00
O.I.C ELDORET WOMEN	milk	3356 1/10/13	6,750.00
O.I.C ELDORET WOMEN	vegetables	3356 1/11/13	6,975.00
O.I.C ELDORET WOMEN	milk	3356 1/11/13	6,435.00
O.I.C ELDORET WOMEN	vegetables	3356 1/12/13	6,750.00
O.I.C ELDORET WOMEN	vegetables	3356 1/12/13	14,850.00
O.I.C ELDORET WOMEN	vegetables	3362 01/1/14	6,975.00
O.I.C ELDORET WOMEN	milk	3362 01/1/14	6,975.00
O.I.C ELDORET WOMEN	MILK & VEGETABLES	3363 01/2/14	13,387.50
O.I.C ELDORET WOMEN	vegetables	3363 01/2/14	13,180.00
O.I.C ELDORET WOMEN	milk	3364 01/3/14	6,975.00
O.I.C ELDORET WOMEN	milk	3364 01/1/14	20,205.00
O.I.C ELDORET WOMEN	milk	3356 01/1/14	1,485.00
O.I.C ELDORET WOMEN	milk	3357 01/1/14	6,975.00
KITALE MAIN			6,750.00
O.I.C KITALE MAIN	MILK 372 LITERS@35SHS		9,270.00
O.I.C KITALE MAIN	MILK 2642 LITERS@40SHS	044 3/6/13	
O.I.C KITALE MAIN	MAIZE 410 BAGS@4,000SHS	3476 31/12/13	
O.I.C KITALE MAIN	MILK 2068 LITERS@40SHS	3476 31/12/14	
O.I.C KITALE MAIN	KALES 274 KGS@30SHS	3477 3/2/14	13,020.00
O.I.C KITALE MAIN	KALES 1700 KGS@30SHS	031 1/7/14	105,680.00
O.I.C KITALE MAIN	MEAT 810 KGS @380 SHS	3476 31/12/13	1,640,000.00
O.I.C KITALE MAIN	MILK 403 LITERS@ 40SHS	031 1/7/14	8,220.00
O.I.C KITALE MAIN	KALES 1244 KGS@30SHS	004 1/8/14	82,720.00
O.I.C KITALE MAIN	MILK 381 LITERS@ 40SHS	042 1/8/14	8,220.00
O.I.C KITALE MAIN	KALES 1629KGS@30SHS	051 1/9/14	51,000.00
		051 1/9/14	307,800.00
			16,120.00
			37,320.00
			15,240.00
RUMURUTI			48,870.00
O.I.C RUMURUTI	SUKUMA 395.5 KGS SUKUMA	VARIOUS	
O.I.C RUMURUTI	KALES 37.5 KGS@ 36SHS	VARIOUS	
O.I.C RUMURUTI	MAIZE 35 BAGS @3600SHS	VARIOUS	
O.I.C RUMURUTI	SUKUMA 245 KGS@36	VARIOUS	14,238.00
O.I.C RUMURUTI	VEGETABLES 115KGS@36	VARIOUS	12,150.00
O.I.C RUMURUTI	VEGETABLES 429KGS@32	VARIOUS	126,000.00
O.I.C RUMURUTI	SUKUMA 289KGS@32	VARIOUS	8,820.00
NANYUKI			4,140.00
O.I.C NANYUKI	VEGETABLES 1754 07/7/14	VARIOUS	13,744.00
			9,264.00
COAST PROVINCE			
HINDI			79,050.00
O.I.C HINDI	VEGETABLES & FIREWOOD	VARIOUS 31/07/13	
O.I.C HINDI	VEGETABLES & FIREWOOD	VARIOUS 30/08/13	
O.I.C HINDI	VEGETABLES & FIREWOOD	VARIOUS 31/09/13	
O.I.C HINDI	VEGETABLES & FIREWOOD	VARIOUS 31/10/13	44,310.00
O.I.C HINDI	VEGETABLES & FIREWOOD	VARIOUS 31/11/13	38,890.00
O.I.C HINDI	VEGETABLES & FIREWOOD	VARIOUS 31/12/13	37,468.00
O.I.C HINDI	VEGETABLES & FIREWOOD	VARIOUS 31/01/14	39,022.00
O.I.C HINDI	VEGETABLES & FIREWOOD	VARIOUS 28/02/14	36,873.75
O.I.C HINDI	VEGETABLES & FIREWOOD	VARIOUS 31/03/14	36,685.00
O.I.C HINDI	VEGETABLES & FIREWOOD	VARIOUS 31/03/14	63,932.50
O.I.C HINDI	VEGETABLES & FIREWOOD	VARIOUS 31/04/14	33,709.25
O.I.C HINDI	VEGETABLES & FIREWOOD	VARIOUS 31/05/14	63,199.25
O.I.C HINDI	VEGETABLES & FIREWOOD	VARIOUS 31/06/14	30,036.00
MALINDI			34,808.75
O.I.C MALINDI WOMEN	MILK 84 LITERS@35SHS		130,403.75
O.I.C MALINDI MAIN	MILK 120 LITERS@35SHS	3830 30/6/13	
O.I.C MALINDI MAIN	SUKUMA 458 KGS@90	3831 30/6/13	
O.I.C MALINDI MAIN	MAIZE 25 BAGS@5620	3832 30/6/13	
O.I.C MALINDI WOMEN	MILK 69 LITERS@35SHS	3834 30/6/13	2,940.00
O.I.C MALINDI MAIN	MILK 186 LITERS@35SHS	3835 30/7/13	4,200.00
O.I.C MALINDI MAIN	MILK 186 LITERS@35SHS	3836 30/7/13	41,220.00
O.I.C MALINDI MAIN	SUKUMA 705 KGS@90	3837 30/7/13	140,500.00
O.I.C MALINDI WOMEN	MILK 84 LITERS@35SHS	3837 30/7/13	2,415.00
O.I.C MALINDI MAIN	MILK 186 LITERS@35SHS	3838 30/8/13	6,527.00
O.I.C MALINDI MAIN	SUKUMA 790 KGS@90	3839 30/8/13	63,450.00
O.I.C MALINDI WOMEN	MILK 64.5 LITERS@35SHS	3840 30/8/13	2,975.00
O.I.C MALINDI MAIN	MILK 150 LITERS@35SHS	3841 30/9/13	6,510.00
O.I.C MALINDI MAIN	SUKUMA WIKI 466.5@100 SHS	3842 30/9/13	71,100.00
O.I.C MALINDI MAIN	MAIZE 50 BAGS@5550	3843 30/9/13	2,257.50
O.I.C MALINDI WOMEN	MILK 88.5 LITERS@35SHS	3844 30/9/13	5,250.00
O.I.C MALINDI MAIN	MILK 155 LITERS@35SHS	3845 30/10/13	46,650.00
O.I.C MALINDI MAIN	SUKUMA 608 KGS@100SHS	3846 30/10/13	277,500.00
O.I.C MALINDI MAIN	MILK 165 LITERS@35SHS	3847 30/10/13	3,097.50
O.I.C MALINDI MAIN	MILK 42.5 LITERS@35SHS	15922 30/11/13	5,425.00
O.I.C MALINDI MAIN	MILK 155 LITERS@35SHS	15923 30/11/13	60,800.00
O.I.C MALINDI WOMEN	MILK 31 LITERS@35SHS	15924 30/11/13	5,775.00
O.I.C MALINDI WOMEN	MILK 31 LITERS@35SHS	15925 30/11/13	1,487.50
O.I.C MALINDI MAIN	MILK 170.5 LITERS@35SHS	15926 30/11/13	5,425.00
O.I.C MALINDI WOMEN	MILK 38 LITERS@35SHS	15927 30/11/13	1,085.00
O.I.C MALINDI MAIN	MILK 154 LITERS@35SHS	5451 30/11/13	1,085.00
		5452 30/11/13	5,967.50

OIC MALINDI MAIN	MILK 170.5 LITERS@35SHS	5457 30/11/13	
OIC MALINDI MAIN	SUKUMA 392.5 KGS @100 SHS	5456 30/11/13	1,330.00
OIC MALINDI WOMEN	MILK 39.5 LITERS@35SHS		5,390.00
OIC MALINDI WOMEN	MILK 45.5 LITERS@35SHS	5458 30/11/13	5,967.50
OIC MALINDI MAIN	MILK 165 LITERS@35SHS	5459 30/11/13	39,250.00
OIC MALINDI MAIN	SUKUMA 105.5 KGS@100SHS	5460 30/11/13	1,382.50
OIC MALINDI WOMEN	MILK 47.5 LITERS@35SHS	5461 30/11/13	1,592.50
OIC MALINDI MAIN	MILK 170 LITERS@35SHS	5462 30/11/13	5,775.00
OIC MALINDI WOMEN	MILK 39 LITERS@35SHS	5463 30/11/13	10,550.00
OIC MALINDI MAIN	MILK 120 LITERS@35SHS	5464 30/11/13	1,662.50
		5465 30/11/13	5,962.50
SHIMO B.I			1,365.00
OIC SHIMO B.I	VEGETABLES 490KGS		4,200.00
OIC SHIMO B.I	ORANGES 30KGS	5805 30/6/13	
OIC SHIMO B.I	VEGETABLES 532.5KGS	5805 30/6/13	
OIC SHIMO B.I	ORANGES31KGS	5806 31/7/13	39,000.00
OIC SHIMO B.I	VEGETABLES 559.5KGS	5806 31/7/13	
OIC SHIMO B.I	ORANGES31KGS	5807 31/8/13	42,262.00
OIC SHIMO B.I	VEGETABLES 490KGS	5807 31/8/13	
OIC SHIMO B.I	ORANGES39KGS	5810 31/8/13	44,287.50
OIC SHIMO B.I	BEANS 2 BAGS	5810 31/8/13	
OIC SHIMO B.I	MILK 133 LITERS	5810 31/8/13	58,575.00
OIC SHIMO B.I	VEGETABLES 202 KGS	5808 13/9/13	
OIC SHIMO B.I	ORANGES 38,75KGS	5811 31/10/13	
OIC SHIMO B.I	MAIZE 90KGS	5811 31/10/13	5,320.00
OIC SHIMO B.I	VEGETABLES 464 KGS	5811 31/10/13	198,056.00
OIC SHIMO B.I	ORANGES 46.5KGS	5814 31/12/13	
OIC SHIMO B.I	VEGETABLES 441 KGS	5814 31/12/13	
OIC SHIMO B.I	ORANGES24KGS	5815 31/1/14	38,287.50
OIC SHIMO B.I	VEGETABLES 406.5KGS	5815 31/1/14	
OIC SHIMO B.I	ORANGES42KGS	5816 28/2/14	38,875.00
OIC SHIMO B.I	VEGETABLES 444.5KGS	5816 28/2/14	
OIC SHIMO B.I	ORANGES38.4KGS	5817 31/3/14	33,637.50
OIC SHIMO B.I	VEGETABLES 519.5KGS	5817 31/3/14	
OIC SHIMO B.I	ORANGES	5818 30/4/14	36,217.50
OIC SHIMO B.I	VEGETABLES 586KGS	5818 30/4/14	
OIC SHIMO B.I	ORANGES219KGS	5819 31/5/14	49,357.50
OIC SHIMO B.I	VEGETABLES 591.5KGS	5819 31/5/14	
OIC SHIMO B.I	ORANGES596.1KGS	5820 30/6/14	60,397.50
		5820 30/6/14	
VOI			89,070.00
OIC VOI	VEGETABLES	VARIOUS	
OIC VOI	VEGETABLES	VARIOUS	
OIC VOI	VEGETABLES	VARIOUS	
OIC VOI	SEEDLINGS	VARIOUS	141,300.00
			168,300.00
MANYANI			38,700.00
OIC MANYANI	VEGETABLES,CAPSICUM,FRUITS	VARIOUS	8,300.00
SHIMO WOMEN			
OIC SHIMO WOMEN	KUNDE 600KGS@100		2,987,087.22
OIC SHIMO WOMEN	ORANGES 200KGS@100	3907 14/6/13	
OIC SHIMO WOMEN	KUNDE 450KGS@100	3907 14/6/13	
OIC SHIMO WOMEN	KUNDE 420KGS@100	3908 30/6/13	60,000.00
OIC SHIMO WOMEN	KUNDE 450KGS@100	3912 28/7/13	20,000.00
OIC SHIMO WOMEN	KUNDE 150KGS@100	3913 30/7/13	45,000.00
OIC SHIMO WOMEN	KUNDE 360KGS@100	3914 11/12/13	42,000.00
OIC SHIMO WOMEN	KUNDE 450KGS@100	2955 31/5/14	45,000.00
		2956 30/6/14	15,000.00
TAVETA			36,000.00
OIC TAVETA	VEGETABLES	VARIOUS 30/6/14	42,000.00
SHIMO MEDIUM			
OIC SHIMO MEDIUM	KUNDE 1000KGS@100SHS &60LITERS@60SHS	5635 30/6/13	99,750.00
OIC SHIMO MEDIUM	KUNDE 973KGS@100SHS &62LITERS@60SHS	23 1/08/13	
OIC SHIMO MEDIUM	KUNDE 1054.5KGS@100SHS &62LITERS@60SHS	45 31/8/13	
OIC SHIMO MEDIUM	KUNDE 1060KGS@100SHS &60LITERS@60SHS	064 30/09/13	103,600.00
OIC SHIMO MEDIUM	POSHOMILL@8000SHS,FRUITS@100SHS,CAPSICUM20K	064 30/09/13	101,020.00
OIC SHIMO MEDIUM	KUNDE 1035KGS@100SHS,450KGS POSHOMIL	085 31/10/13	109,170.00
OIC SHIMO MEDIUM	TOMATOES 300KG@150SHS,MILK 60LITERS @	85 31/10/13	14,200.00
OIC SHIMO MEDIUM	KUNDE 1042KGS@100SHS,BEEF 60KGS@550S	035 2/12/13	820,000
OIC SHIMO MEDIUM	KUNDE 880KGS@100SHS,MILK 62 LITERS@60S	039 2/1/14	237,220.00
OIC SHIMO MEDIUM	KUNDE 995KGS@100SHS,WATERMELON 500K	069 31/1/14	48,600.00
OIC SHIMO MEDIUM	KUNDE 973KGS@100SHS,WATERMELON 500K	071 28/2/14	140,800.00
OIC SHIMO MEDIUM	KUNDE 916.5KGS@100SHS,MILK60LITERS@60	084 31/3/14	91,720.00
OIC SHIMO MEDIUM	KUNDE 912 KGS@100SHS,	30/4/14	153,220.00
OIC SHIMO MEDIUM	KUNDE896.5KG@100SHS,MANGOFES276KGS@100SHS	31/5/14	150,660.00
			95,250.00
			91,200.00
SHIMO MAIN			116,930.00
OIC SHIMO MAIN	KUNDE 750KGS@100SHS	5636 30/6/13	
OIC SHIMO MAIN	KUNDE 300KGS@100SHS	044 31/8/13	
OIC SHIMO MAIN	KUNDE 1200KGS@100SHS	033 2/12/13	75,000.00
KILIFI			30,000.00
OIC KILIFI	VEGETABLE	5404 30/06/13	120,000.00
OIC KILIFI	VEGETABLE	5405 31/07/13	
OIC KILIFI	VEGETABLE	55406 31/08/13	
OIC KILIFI	VEGETABLE	55407 31/09/13	16,710.50
OIC KILIFI	VEGETABLE	55408 31/10/13	17,296.50
			17,121.00

OIC KILIFI	VEGETABLE	55410 31/12/13	17,868.50
OIC KILIFI	VEGETABLE	55411 31/01/14	16,068.00
OIC KILIFI	MILK	55412 28/02/14	10,354.50
OIC KILIFI	VEGETABLE	55413 28/02/14	17,823.00
OIC KILIFI	MILK	55414 31/03/14	2,852.00
OIC KILIFI	MILK	55415 31/03/14	16,224.00
OIC KILIFI	VEGETABLE	55416 31/04/14	2,516.00
OIC KILIFI	VEGETABLE	55417 31/05/14	920.00
OIC KILIFI	VEGETABLE	55418 31/06/14	3,939.00
OIC KILIFI	VEGETABLE	55419 31/06/14	10,920.00
			8,404.50
EASTERN			20,085.00
MACHAKOS			
OIC MACHAKOS	SUKUMA & MEAT	4952 1/12/13	
OIC MACHAKOS	SUKUMA	4951 1/11/2013	
OIC MACHAKOS	SUKUMA & BANANAS	4847 1/07/13	185,480.00
OIC MACHAKOS	SUKUMA & FRUITS	4953 1/1/14	137,200.00
OIC MACHAKOS	SUKUMA,MANGOES AND BEANS	4954 1/03/14	402,850.00
OIC MACHAKOS	SUKUMA & FRUITS	4955 1/3/14	147,000.00
OIC MACHAKOS	SUKUMA & MAIZE	4956 1/4/14	161,100.00
OIC MACHAKOS	VEGETABLE	30/6/13	170,880.00
			321,500.00
			159,000.00
MOYALE			
OIC MOYALE	SUKUMA WIKI	30/6/13	
OIC MOYALE	MAIZE	1/8/2013	
OIC MOYALE	BEANS	5/9/2013	158,010.00
OIC MOYALE	MANGOES	8/12/2013	10,050.00
OIC MOYALE	WHITE SUPPOST	2/3/2014	26,667.00
OIC MOYALE	TOMATOES	1/5/2014	74,000.00
OIC MOYALE	CAPSICUM	30/6/2014	17,586.00
			17,000.00
			13,000.00
KANGETA			
OIC KANGETA	SUKUMA 1735 KGS@30SHS	30/6/2013	
OIC KANGETA	SUKUMA 1892 KGS@30SHS	31/7/2013	
OIC KANGETA	IRISH POTATOES 10BAGS@4500	31/7/2013	52,065.00
OIC KANGETA	SUKUMAWIKI 1868 KGS@30SHS	31/8/2013	56,775.00
OIC KANGETA	SUKUMAWIKI 395KGS@30SHS	31/12/2013	45,000.00
OIC KANGETA	SUKUMAWIKI 1896 KGS@30SHS	31/01/2014	56,040.00
OIC KANGETA	SUKUMAWIKI 1858 KGS@30SHS	31/01/2014	11,850.00
OIC KANGETA	SUKUMAWIKI 1440KGS@30SHS	28/02/2014	56,895.00
OIC KANGETA	SUKUMAWIKI 10BAGS@4500SHS	31/03/2014	55,740.00
OIC KANGETA	SUKUMAWIKI 841KGS@30SHS	31/03/2014	43,200.00
OIC KANGETA	SUKUMAWIKI 1775KGS@30SHS	30/04/2014	45,000.00
OIC KANGETA	SUKUMAWIKI 1927KGS@30SHS	31/05/2014	25,230.00
			53,250.00
			57,810.00
KITUI MAIN			
OIC KITUI MAIN	SUKUMAWIKI 11405.70 KGS@20SHS	1501 31/5/14	
OIC KITUI MAIN	MILK 150.51 LITERS@52.50SHS	1503 1/07/2014	
OIC KITUI MAIN	BANANA 752.365KGS@40SHS	1504 1/07/2014	247,804.32
OIC KITUI MAIN	PAWPAW 752.866KGS@40SHS	1505 1/07/2014	79,983.75
OIC KITUI MAIN	CAPSICUM 752.465KGS@52SHS	1506 1/07/2014	30,826.00
OIC KITUI MAIN	MAIZE 90KGS*37	1507 1/07/2014	30,826.00
			45,149.90
			193,500.00
MAKUENI MAIN			
OIC MAKUENI REMAND	SUKUMAWIKI 5100.68KGS@30SHS	056 30/9/14	
OIC MAKUENI REMAND	MILK 11.5LITERS@50SHS	57 30/9/14	
OIC MAKUENI REMAND	MANGOES 48.50KGS@48.50	58 30/9/14	153,020.40
			575.00
			2,328.00
URUKU			
OIC URUKU	KALES 441KGS@50SHS	051 30/6/13	
OIC URUKU	MILK 154 LITERS@50SHS	051 30/6/13	
OIC URUKU	POTATOES 8 BAGS@	051 30/6/13	22,050.00
OIC URUKU	KALES 642.5KGS@50SHS	051 31/7/13	7,700.00
OIC URUKU	MILK 221.5LITERS@50SHS	051 31/7/13	24,000.00
OIC URUKU	KALES 698KGS@50SHS	051 31/8/13	32,125.00
OIC URUKU	MILK 256.5 LITERS@50SHS	051 31/8/13	11,075.00
OIC URUKU	MILK 239 LITERS@50SHS	051 30/9/13	34,900.00
OIC URUKU	KALES 651.5KGS@50	051 30/9/13	12,825.00
OIC URUKU	KALES 582.5KGS@50	051 31/10/13	11,950.00
OIC URUKU	MILK 255.25LITERS@50SHS	051 31/10/13	32,575.00
OIC URUKU	MILK 202LITERS@50SHS	051 30/11/13	29,125.00
OIC URUKU	KALES 480KGS@50SHS	051 30/11/13	12,762.50
OIC URUKU	MILK 232 LITERS@50SHS	051 31/12/13	10,100.00
OIC URUKU	KALES 499KGS@50SHS	051 31/12/13	24,000.00
OIC URUKU	MILK 242.75LITERS@50SHS	051 31/01/14	11,600.00
OIC URUKU	KALES 493KGS@50SHS	051 31/01/14	24,950.00
OIC URUKU	MILK 224.5@50SHS	051 28/02/14	12,137.00
OIC URUKU	KALES 421KGS@50SHS	051 28/02/14	24,650.00
OIC URUKU	MILK 231.25LITERS@50SHS	052 31/03/14	11,225.00
OIC URUKU	KALES 515KGS@50SHS	052 31/03/14	21,050.00
OIC URUKU	MILK 20LITERS@50SHS	052 30/04/14	11,562.00
OIC URUKU	KALES 501.5KGS@50SHS	052 30/04/14	25,750.00
OIC URUKU	CARROTS 27BAGS@300SHS	052 30/04/14	11,025.00
OIC URUKU	KALES 535KGS@50SHS	052 31/5/14	25,075.00
OIC URUKU	MILK 229.25LITERS@50SHS	052 31/5/14	81,000.00
OIC URUKU	KALES 577.5KGS@50SHS	052 30/6/14	26,750.00
OIC URUKU	MILK 222LITERS@50SHS	052 30/6/14	11,462.50
OIC URUKU	KALES 668.5KGS@50SHS	052 30/6/14	28,875.00
OIC URUKU	MILK 223LITERS@50SHS	052 30/6/14	11,100.00

	WESTERN PROVINCE			3,345.00
	BUSIA			11,150.00
	OIC BUSIA	KALES 10115.445 KGS@50SHS	VARIOUS	
	OIC BUSIA	MILK 1688 LITERS@50SHS	VARIOUS	
	OIC BUSIA	MAIZE 24BAGS@3000 SHS	VARIOUS	
	OIC BUSIA	CAPSICUM 235 KGS@50SHS	VARIOUS	505,772.25
				84,400.00
	BUNGOMA			72,000.00
	OIC BUNGOMA	VEGETABLES	231 30/9/13	11,750.00
	OIC BUNGOMA	VEGETABLES	4203 30/11/13	
	OIC BUNGOMA	VEGETABLES	4204 1/1/14	
	OIC BUNGOMA	VEGETABLES	4205 3/1/14	18,360.00
	OIC BUNGOMA	VEGETABLES	4206 3/1/14	24,180.00
	OIC BUNGOMA	VEGETABLES	207 1/5/14	15,150.00
				7,425.00
	KAKAMEGA MAIN			22,575.00
	OIC KAKAMEGA MAIN	18 BAGS@200SHS	4105 31/01/2014	24,450.00
	OIC KAKAMEGA MAIN	18 BAGS@200SHS	4105 28/02/2014	
	OIC KAKAMEGA MAIN	27 BAGS@200SHS	4105 31/03/2014	
	OIC KAKAMEGA MAIN	23 BAGS@200SHS	4105 31/05/2014	3,600.00
	OIC KAKAMEGA MAIN	22 BAGS@200SHS	4105 30/06/2014	3,600.00
				5,400.00
	SHIKUSA B.I			4,600.00
	OIC SHIKUSA B.I	MILK	4301 31/07/2013	4,400.00
	OIC SHIKUSA B.I	SUKUMA/MILK	4302 31/07/2013	
	OIC SHIKUSA B.I	SUKUMA/MILK	4303 31/07/2013	
	OIC SHIKUSA B.I	SUKUMA/MILK	4304 31/07/2013	1,760.00
	OIC SHIKUSA B.I	MAIZE	4306 31/07/2013	20,510.00
	OIC SHIKUSA B.I	SUKUMA/MILK	4305 31/07/2013	20,745.00
	OIC SHIKUSA B.I	MILK	4312 31/07/2013	12,825.00
	OIC SHIKUSA B.I	SUKUMA/MILK	4313 31/07/2013	675,000.00
	OIC SHIKUSA B.I	SUKUMA/MILK	4314 31/07/2013	11,145.00
	OIC SHIKUSA B.I	SUKUMA/MILK	051 31/07/2013	2,640.00
	OIC SHIKUSA B.I	SUKUMA/MILK	052 31/07/2013	20,130.00
	OIC SHIKUSA B.I	MILK	4315 31/07/2013	21,540.00
				20,580.00
	SHIKUSA MAIN			24,935.00
	E/RAVINE	100 bags of maize @3000	5375455 of 15/10/13	6,000.00
	BUNGOMA	100 BAGS OF MAIZE @3000	5375456 OF 16/10/13	
	KAPSABET	100 BAGS OF MAIZE @3000	5375457 OF 16/10/13	
	KISUMU	100 BAGS OF MAIZE @3,000	5375458 OF 17/10/13	300,000
	KIBOS	100 BAGS OF MAIZE @ 3,000	5375459 OF 17/10/13	300,000
	KAPENGURIA	100 BAGS OF MAIZE @3,000	5375460 OF 18/10/13	300,000
	NAIROBI WEST	100 BAGS OF MAIZE @ 3,000	5375461 OF 20/10/13	300,000
	KAKAMEGA MAIN	120 BAGS OF MAIZE @ 3,000	5375464 OF 19/11/13	300,000
	KAKAMEGA MAIN	120 BAGS OF MAIZE @ 3,000	5375465 OF 19/11/13	300,000
	KAKAMEGA MAIN	100 BAGS OF MAIZE @ 3,000	5375466 OF 22/11/13	360,000
	BUNGOMA	100 BAGS OF MAIZE @ 3,000	5375467 OF 25/11/13	360,000
	BUSIA	100 BAGS OF MAIZE @ 3,000	5375468 OF 25/11/13	300,000
	KISUMU	100 BAGS OF MAIZE @ 3,000	5375469 OF 26/11/13	300,000
	KIBOS	100 BAGS OF MAIZE @ 3,000	5375470 OF 26/11/13	300,000
	HOMABAY	100 BAGS OF MAIZE @ 3,000	5375471 OF 27/11/13	300,000
	HOMABAY	100 BAGS OF MAIZE @ 3,000	5375472 OF 28/11/13	300,000
	KISII MAIN	100 BAGS OF MAIZE @ 3,000	5375473 OF 29/11/13	300,000
	NAKURU MAIN	100 BAGS OF MAIZE @ 3,000	5375474 OF 30/11/13	300,000
	NAKURU MAIN	100 BAGS OF MAIZE @ 3,000	5375475 OF 01/12/13	300,000
	NAIROBI WEST	100 BAGS OF MAIZE @ 3,000	5375475 OF 01/12/13	300,000
	KAPSABET	100 BAGS OF MAIZE @ 3,000	5375475 OF 02/12/13	300,000
	KAMITI MEDIUM	100 BAGS OF MAIZE @ 3,000	5375475 OF 02/12/13	300,000
	NAIROBI REMAND	100 BAGS OF MAIZE @ 3,000	5375475 OF 02/12/13	300,000
	KAMITI MAIN	100 BAGS OF MAIZE @ 3,000	5375480 OF 06/12/13	300,000
	KAMITI MAIN	100 BAGS OF MAIZE @ 3,000	5375481 OF 06/12/13	300,000
	KAMITI MAIN	100 BAGS OF MAIZE @ 3,000	5375482 OF 06/12/13	300,000
	KAMITI MEDIUM	100 BAGS OF MAIZE @ 3,000	5375483 OF 09/12/13	300,000
	KAMITI MAIN	100 BAGS OF MAIZE @ 3,000	5375484 OF 24/12/13	300,000
	KAMITI MEDIUM	100 BAGS OF MAIZE @ 3,000	5375485 OF 26/12/13	300,000
	KAMITI MEDIUM	100 BAGS OF MAIZE @ 3,000	5375488 OF 28/12/13	300,000
	SHIKUSA FARM	200 BAGS OF MAIZE @ 3,000	5375489 OF 22/01/14	300,000
	KAKAMEGA MEDIUM	460 BAGS OF MAIZE @ 3,000	5375475 OF 22/01/14	300,000
				600,000
	KIBOS			1,380,000
	OIC KIBOS MAIN	GRINDING 149 BAGS	6926 31/07/13	
	OIC KIBOS MAIN	GRINDING 149 BAGS	6934 31/07/13	
	OIC KIBOS MAIN	VEGETABLE 1380 KGS	6933 31/07/13	22,350.00
	OIC KIBOS MAIN	GRINDING 141 BAGS	6939 31/07/13	22,350.00
	OIC KIBOS MAIN	VEGETABLE 1260 KGS	6940 31/07/13	110,400.00
	OIC KIBOS MAIN	GRINDING 135 BAGS	6943 31/07/13	21,150.00
	OIC KIBOS MAIN	VEGETABLE 1260 KGS	6945 31/07/13	100,800.00
	OIC KIBOS MAIN	GRINDING 160 BAGS	4501 31/07/13	20,250.00
	OIC KIBOS MAIN	VEGETABLE 1380 KGS	4502 31/1/14	105,600.00
				24,000.00
	MIGORI			110,400.00
	OIC MIGORI	SUKUMA WIKI 90KGS@65SHS	30/6/13	
	OIC MIGORI	SUKUMA WIKI 600KGS@65SHS	31/10/13	
	OIC MIGORI	SUKUMA WIKI 650KGS@65SHS	31/12/13	
	KISII MAIN			
	OIC KISII MAIN	SUKUMA	6494	

OIC KISII MAIN	SUKUMA	6495	
OIC KISII WOMEN	SUKUMA	6496	43,020.00
OIC KISII MAIN	SUKUMA	6497	43,440.00
OIC KISII WOMEN	SUKUMA	6498	10,893.00
OIC KISII WOMEN	SUKUMA	6499	57,600.00
OIC KISII MAIN	SUKUMA	2851	14,348.40
OIC KISII MAIN	FIREWOOD	2852	9,524.00
OIC KISII MAIN	SUKUMA	2853	75,780.00
OIC KISII WOMEN	SUKUMA	2856	19,250.00
OIC KISII WOMEN	SUKUMA	2857	91,440.00
OIC KISII MAIN	SUKUMA	2858	2,813.60
			5,663.00
RACHUONYO			69,760.00
OIC RACHUONYO	MAIZE	VARIOUS	
OIC RACHUONYO	VEGETABLE	VARIOUS	
			150,000.00
KISUMU WOMEN			132,790.00
OIC KISUMU MAIN	SUKUMAWIKI 123KGS@80SH5	30/6/13	
OIC KISUMU WOMEN	SUKUMAWIKI 359,246KGS@70SH5	30/6/14	
			9,840.00
SIAYA			25,147.22
OIC SIAYA	BEANS 5 BAGS	7820	
OIC SIAYA	SUKUMAWIKI 2185KGS	64	
OIC SIAYA	SUKUMAWIKI 148.5 KGS	64	39,100.00
OIC SIAYA	MAIZE 20 BAGS	4054.5	139,840.00
OIC SIAYA	SUKUMAWIKI 974 KGS	63.75	9,504.00
OIC SIAYA	SUKUMAWIKI 1593 KGS	63.75	81,690.00
			62,092.50
HOMABAY			101,553.75
OIC HOMABAY	VEGETABLE & SORGHUM	VARIOUS	
OIC HOMABAY	MILK 245.5 LITERS@35SH5	VARIOUS	
OIC HOMABAY	VEGETABLE 660KGS@65	VARIOUS	1,268,219.60
OIC HOMABAY	MEAT 159.135KGS@400SH5	VARIOUS	8,592.50
OIC HOMABAY	MEAT 60KGS@400SH5	VARIOUS	42,900.00
OIC HOMABAY	MEAT 69.135@400	VARIOUS	63,654.00
OIC HOMABAY	MEAT 30KG@400SH5	VARIOUS	24,000.00
			27,654.00
			12,000.00
			52,761,138.81

FARMS OUTSTANDING DEBTS AS AT 30TH JUNE 2015					
S/NO	STATION/DEBTOR	ITEM SUPPLIED	INVOICE NO./DATE	TOTAL	GRAND TOTAL
1	HOLA	15bags beans@7500	5771 dated 14.10.2013		
		846.25kgs vegetables@25	5782 dated may-Aug	112,500.00	
		1513.445kgs Capsicum@40	5782 dated may-Aug	21,156.25	
	OIC MALINDI	100 bags maize@3000	5778 of 20.03.2015	300,000.00	
	OIC HOLA	100 bags maize@3000	5776 of 03.02.2015	300,000.00	
		100 Tonnes of firewood @2500	5767 of 23/11/2013	250,000.00	
		100 Tonnes of firewood @2600	5774 of 19/12/2014	260,000.00	1,304,194.05
2	oic Voi	30kgs sukumawiki@80	of 22/04/2015	2,400.00	
		30kgs sukumawiki@80	of 25/04/2015	2,400.00	
		30kgs sukumawiki@80	of 28.04.2015	2,400.00	
		30kgs sukumawiki@80	of 3.05.2015	2,400.00	
		30kgs sukumawiki@80	of 5.5.2015	2,400.00	
		30kgs sukumawiki@80	of 10.05.2015	2,400.00	
		30kgs sukumawiki@80	of 15.05.2015	2,400.00	
		30kgs sukumawiki@80	of 19.05.2015	2,400.00	
		40 kgs sukumawiki@80	of 23.05.2015	3,200.00	
		40 kgs sukumawiki@80	of 3.05.2015	3,200.00	
		30kgs sukumawiki@80	2.06.2015	2,400.00	
		30kgs sukumawiki@80	05.06.2015	2,400.00	
		30kgs sukumawiki@80	10.06.2015	2,400.00	
		30kgs sukumawiki@80	13.06.2015	2,400.00	
		40 kgs sukumawiki@80	18.06.2015	3,200.00	
		30kgs sukumawiki@80	23.06.2015	2,400.00	
		40 kgs sukumawiki@80	26.06.2015	3,200.00	44,000.00
3	oic T/falls	150kgs sukumawiki@50		Sep-14	7,500.00
		105 kgs sukumawiki@35		Nov-14	3,675.00
		30kgs sukumawiki@35		Dec-14	1,050.00
		28kgs sukumawiki@35		Jan-15	980.00
		50kgs sukumawiki@50		May-15	2,500.00
		105kgs sukumawiki@50		Jun-15	5,250.00
		2tonnes firewood @3000		Dec-14	6,000.00
		2tonnes firewood @3000		Jan-15	6,000.00
					32,955.00
4	Oic jamhuri ss				
	Oic Nairobi medium	220.665kgs veges@60	KFA/A2128 of 31.08.2014		13,240.00
		675.285kgs veges @60	KFA/A2129 of 30.09.2014		40,517.00
		1486.7kgs veges@35	KFA/A2133 of 30.11.2014		52,034.50
		112kgs meat@329	KFA/A2135 of 08.01.2015		36,848.00
		80kgs meat@80	KFA/A2134 of 08.01.2015		96,320.00
		287kgs veges@35	KFA/A2136 of 31.12.2015		10,045.00
		930kgs veges@35	KFA/A2137 of 31.01.2015		32,550.00
		58kgs meat@329	KFA/A2139 of 31.03.2015		19,082.00
		55kgs meat@329	KFA/A2138 of 31.03.2015		18,095.00
		172kgs veges@35	KFA/A2140 of 31.03.2015		6,020.00
		171kgs veges@35	KFA/A2141 of 31.04.2015		5,985.00
		1142.45kgs veges@35	KFA/A2142 of 30.05.2015		39,985.75
		870kgs veges@35	KFA/A2143 of 30.06.2015		30,467.50
					401,189.75
5	Ngeria				
	Oic Nairobi medium	400bags maize@3000			1,200,000.00
	"	50bags maize@3000			150,000.00
		100bags maize@3000			300,000.00
	Oic Nairobi west	400bags maize@3000			1,200,000.00
		100bags maize@3000			300,000.00
		100bags maize@3000			300,000.00
	Oic Nairobi Remand	200bags maize@3000			600,000.00
	"	100bags maize@3000		6772	300,000.00
	Pisons Hq	300bags maize@3000			900,000.00
		1500bags maize@3000			4,200,000.00
		200bags maize@3000		6788	600,000.00
		300bags maize@3000		6780	900,000.00
		300bags maize@3000		6778	900,000.00
		100bags maize@3000			300,000.00
		100bags maize@3000			300,000.00
	Oic Kitale Main	800bags maize@3000			2,400,000.00
	Oic Eldama Ravine	100bags maize@3000			300,000.00
	Oic Kapsabet	100bags maize@3000			300,000.00
		200bags maize@3000	6775-76		600,000.00
	Oic Kabarnet	100bags maize@3000			300,000.00
	Oic Maranjau	100bags maize@3000			300,000.00
		200bags maize@3000			600,000.00
	Oic Tambach	100bags maize@3000			300,000.00
	Oic Ngeria farm	550bags maize@2800			1,540,000.00
	"	600bags maize@3000		6799	1,800,000.00
	Oic Kitale Medium	580bags maize@2800			1,624,000.00
	"	220bags maize@2800			616,000.00
	Oic Nakuru Women	450bags maize@2800			1,260,000.00
	Oic Nakuru Main	200bags maize@3000			600,000.00
	Oic Kajiado	95bags maize@3000		6773	285,000.00
	Oic Naivasha Annexe	100bags maize@3000		6774	300,000.00
	Oic Nairobi SS	80bags maize@3000		6777	240,000.00
	Oic Naivasha Main	300bags maize@3000		6779	900,000.00
	Oic Manyani	600bags maize@3000	6782-6784		1,800,000.00
	Oic Nyeri M/S	100bags maize@3000		6785	300,000.00
	Oic Nyeri Main	200bags maize@3000		6786	600,000.00
	Oic Muranga	100bags maize@3000		6792	300,000.00
	Oic Thika	100bags maize@3000		6787	300,000.00
	Oic Kamiti Main	150bags maize@3000		6796	450,000.00
	Oic Langata W	23bags maize@3000		6797	69,000.00
					30,534,000.00
6	Thika				
	Oic Thika	7 Tonnes of firewood@4,500	KPF/A 2359 of 31.09.2014		31,500.00
		1084kgs kales@45	KPF/A 2359 of 31.11.2014		48,780.00
		1333kgs kales@45	" 31.12.2014		59,985.00

		1433kgs kales@45	31.01.2015		
		331kgs kales@45	28.02.2015	64,485.00	
		174 kgs meat @500	KPF/A 2351 of 28.02.2015	14,895.00	
		125 litres milk@90	KPF/A 2361 of 28.02.2015	87,000.00	
		155 litres milk@90	** 31.03.2015	11,250.00	
		97kgs capsicum@45	KPF/A 2359 of 31.03.2015	13,950.00	
		60kgs beans@105.50	KPF/A 2362 of 31.03.2015	4,365.00	
		917.5kgs kales@45	KPF/A 2359 of 31.03.2015	6,330.00	
		150 litres milk@90	KPF/A 2361 of 30.04.2015	41,288.00	
		850.5 kgs kales@45	KPF/A 2359 of 30.04.2015	13,500.00	
		225 kgs posho@77.80	KPF/A 2362 of 30.04.2015	38,272.50	
		1409 kgs kales@45	KPF/A 2359 of 31.05.2015	17,505.00	
		155 litres milk@90	KPF/A 2361 of 31.05.2015	63,405.00	
		150 litres milk@90	KPF/A 2361 of 30.06.2015	13,950.00	
		1353.5 kgs kales@45	KPF/A 2359 of 30.06.2015	13,500.00	
		105 kgs capsicum@45	KPF/A 2359 of 30.06.2015	60,907.50	
		7 Tonnes of firewood@8000	KPF/A 2360 of 30.06.2015	4,725.00	
	Oic Thika Women	17 kgs bone meat@500	4600 of 04.02.2015	56,000.00	
				8,500.00	674,093.00
8	Mandera				
	Oic mandera	149.720 kgs sukumawiki@150	28of 1.07.2013		
		132.11 kgs sukumawiki@150	28of 1.08.2013	22,458.00	
		128.975 kgs sukumawiki@150	28of 1.09.2013	19,816.50	
		16 bags malteposho meal@6000	28of 15.09.2013	19,346.25	
		135.410 kgs sukumawiki@150	28of 1.10.2013	96,000.00	
		155.445 kgs sukumawiki@150	28of 1.11.2013	20,311.50	
		155.485 kgs sukumawiki@150	28 of 1.12.2013	23,256.75	
		156.53 kgs sukumawiki@150	28 of 01.01.2014	23,322.75	
		150.095 kgs sukumawiki@150	28 of 01.02.2014	23,479.50	
		153.890 kgs sukumawiki@150	28 of 01.03.2014	22,514.25	
		174.63 kgs sukumawiki@150	28 of 01.04.2014	23,083.50	
		179.785 kgs sukumawiki@150	28 of 01.05.2014	26,194.50	
		204.820 kgs sukumawiki@150	28 of 01.06.2014	26,969.25	
				30,723.00	377,475.75
8	Nakuru Women				
	Oic Nakuru Women	130 kgs sukumawiki@55	6761 of 17.07.2014		
		3 bags beans@7000	6762 of 18.08.2014	7,150.00	
		300 kgs sukumawiki@55	6763 of 23.09.2014	21,000.00	
		220 kgs sukumawiki@55	6764 of 23.08.2014	16,500.00	
		50 kgs eng. potatoes@90	6765 of 25.08.2014	12,100.00	
		300 kgs sukumawiki@55	6766 of 23.09.2014	4,500.00	
		410 kgs sukumawiki@55	6767 of 24.10.2014	16,500.00	
		400 kgs sukumawiki@55	6768 of 24.11.2014	22,550.00	
		12 bags maize @3000	6769 of 20.12.2014	24,000.00	
		200 kgs eng. potatoes@110	6770 of 20.12.2014	36,000.00	
		400 kgs sukumawiki@60	6771 of 22.12.2014	22,000.00	
		245 kgs sukumawiki@60	6772 of 15.01.2015	26,400.00	
		240 kgs sukumawiki@55	6773 of 22.05.2015	14,700.00	
		460 kgs sukumawiki@55	6774 of 22.06.2015	13,200.00	
				25,300.00	261,900.00
9	Athi River				
	Oic Athi River	1334.5 kgs veges@50	9043 of 31.05.2013		
		1334.5 kgs veges@50	9044 of 30.06.2013	66,725.00	
		1335.5 kgs veges@50	2045 of 30.07.2013	66,725.00	
		1336.5 kgs veges@50	9046 of 31.08.2013	66,775.00	
		1322.5 kgs veges@50	9047 of 30.09.2013	66,825.00	
		1347.5 kgs veges@50	9048 of 31.10.2013	66,125.00	
		1234.5 kgs veges@50	9049 of 30.11.2013	67,375.00	
		1286 kgs veges@50	9050 of 3.12.2013	61,725.00	
		1273.5 kgs veges@50	2901 of 3.01.2014	64,300.00	
		1150.5 kgs veges@50	2902 of 28.02.2014	63,675.00	
		1243.5 kgs veges@50	2904 of 01.04.2014	57,525.00	
		1212 kgs veges@50	2905 of 30.04.2014	62,175.00	
		247 kgs veges@50	2907 of 6.05.2014	60,600.00	
		40 tonnes Firewood @6300	2909 of 21.10.2014	12,350.00	
		405 kgs Vegetables@65	2910 of 30.11.2014	252,000.00	
		540 kgs Vegetables@65	2911 of 31.12.2014	26,325.00	
		136 kgs Meat with bones @530	2912 of 1/1/2015	35,100.00	
		200 bags of maize @5400	2913 of 5.1.2015	72,080.00	
		185 kgs mutton @600	2914 of 31.1.15	1,080,000.00	
		645 kgs Vegetables@65	2915 of 31.1.2015	111,000.00	
		91.5 kgs mutton @600	2916 of 14.2.2015	41,925.00	
		600 kgs Vegetables@65	2917 of 28.2.2015	54,900.00	
		350 kgs Vegetables@65	2918 of 31.3.2015	39,000.00	
		100 kgs maize@ 3000	1451 of 18.4.2015	22,750.00	
		400 kgs Vegetables@65	2919 of 30.6.2015	300,000.00	
		400 kgs Vegetables@65	2920 of 31.7.2015	26,000.00	
		400 kgs Vegetables@65	2921 of 31.8.2015	26,000.00	
				26,000.00	2,895,980.00
10	Embu Women				
		229.745kgs Vegetables@50	5303 of 31.7.2014		
		31 kgs of bananas @ 50	5303 of 31.7.2014	11,487.25	
		149.5 ltrs of milk @ 60	5303 of 31.7.2014	1,550.00	
		213.32 kgs vegetables @ 50	5304 of 31.8.2014	8,970.00	
		31 kgs of bananas @ 50	5304 of 31.8.2014	10,666.00	
		144.5 ltrs of milk @60	5304 of 31.8.2014	1,550.00	
		228.32kgs vegetables @ 50	5305 of 31.9.2014	8,670.00	
		28 kgs bananas @ 50	5305 of 31.9.2014	11,416.00	
		114 liters of milk@ 60	5305 of 31.9.2014	1,400.00	
		11 bags of maize@ 5000	5305 of 31.9.2014	6,840.00	
		229.05kgs vegetables @ 50	5306 of 31.10.2014	55,000.00	
		31 kgs of bananas @ 50	5306 of 31.10.2014	11,452.50	
		122 liters of milk@ 60	5306 of 31.10.2014	1,550.00	
		201.768kgs vegetables @ 60	5308 of 31.11.2014	7,320.00	
		30 kgs of bananas @ 70	5308 of 31.11.2014	12,106.08	
		121 liters of milk@ 70	5308 of 31.11.2014	2,100.00	
		173.094kgs vegetables @ 60	5309 of 31.12.2014	8,470.00	
		31 kgs of bananas @ 70	5309 of 31.12.2014	10,385.64	
				2,170.00	

	122 liters of milk @ 70	5309 of 31.12.2014		
	164.29kgs vegetables @ 60	5322 of 31.1.2014	8,540.00	
	31 kgs of bananas @ 70	5322 of 31.1.2014	9,857.40	
	102.5 liters of milk @ 70	5322 of 31.1.2014	2,170.00	
	164.775 kgs vegetables @ 60	5317 of 28.2.2015	7,175.00	
	28 kgs of bananas @ 70	5317 of 28.2.2015	9,886.50	
	92 liters of milk @ 70	5317 of 28.2.2015	1,960.00	
	193.025 kgs vegetables @ 60	5323 of 31.3.2015	6,440.00	
	31 kgs of bananas @ 70	5323 of 31.3.2015	11,518.50	
	88 liters of milk @ 70	5323 of 31.3.2015	2,170.00	
	190.08 kgs vegetables @ 60	5324 of 30.4.2015	6,160.00	
	31 kgs of bananas @ 70	5324 of 30.4.2015	11,404.80	
	88 liters of milk @ 70	5324 of 30.4.2015	2,100.00	
	maize @5000	5324 of 30.4.2015	5,110.00	
	19.95 kgs beef with bones @440	5324 of 30.4.2015	15,000.00	
	218.32 kgs vegetables @ 60	5325 of 31.5.2015	8,778.00	
	31 kgs of bananas @ 70	5325 of 31.5.2015	13,099.20	
	82 liters of milk @ 70	5325 of 31.5.2015	2,170.00	
	239.995 kgs vegetables @ 60	5326 of 30.6.2015	5,740.00	
	30 kgs of bananas @ 70	5326 of 30.6.2015	14,399.70	
	53.5 liters of milk @ 70	5326 of 30.6.2015	2,100.00	
	265.425 kgs vegetables @ 60	5327 of 31.7.2015	3,745.00	
	31 kgs of bananas @ 70	5327 of 31.7.2015	15,925.50	
	133 liters of milk @ 70	5327 of 31.7.2015	2,170.00	
	312.271 kgs vegetables @ 60	5328 of 31/7.2015	9,310.00	
	31 kgs of bananas @ 70	5328 of 31/7.2015	18,736.26	
	150.5 liters of milk @ 70	5328 of 31/7.2015	2,170.00	
11 EMBU MAIN			10,535.00	381,474.33
	1875.5 kgs vegetables @ 50	1939 of 30.9.2012		
	1903.5 kgs vegetables @ 50	1943 of 31.10.2012	93,775.00	
	1741.5 kgs vegetables @ 50	1945 of 30.11.2012	96,525.00	
	1735.5 kgs vegetables @ 50	1949 of 31.12.2012	87,075.00	
	1740.5 kgs vegetables @ 50	1950 of 31.1.2013	86,775.00	
	1592 kgs vegetables @ 50	9081 of 28.2.2013	87,025.00	
	631.5 kgs vegetables @ 50	4801 of 31.3.2013	79,600.00	
	1443.5 kgs vegetables @ 50	4802 of 30.4.2013	31,575.00	
	992.5kgs vegetables @ 50	4803 of 31.5.2013	72,175.00	
	100 bags (90kgs)@ 6000	4804 of 30.6.2013	36,900.00	
	1749.5 kgs vegetables @ 50	4808 of 31.7.2013	600,000.00	
	2086.5 kgs vegetables @ 50	4809 of 31.8.2013	87,475.00	
	2054.5 kgs vegetables @ 50	4810 of 31.9.2013	104,325.00	
	2066.5 kgs vegetables @ 50	4811 of 30.10.2013	102,725.00	
	1936 kgs vegetables @ 50	4812 of 30.11.2013	103,325.00	
	2084.5 kgs vegetables @ 50	4813 of 31.12.2013	98,600.00	
	2099.5 kgs vegetables @ 50	4814 of 31.1.2014	104,225.00	
	1956 kgs vegetables @ 50	4816 of 28.2.2014	104,975.00	
	510 kgs mangoes @ 65	4816 of 28.2.2014	97,800.00	
	2207 kgs vegetables @ 50	4818 of 31.3.2014	33,150.00	
	930 kgs pawpaw @ 50	4818 of 31.3.2014	110,350.00	
	2214.5 kgs vegetables @ 50	4819 of 30.4.2014	46,500.00	
	900 kgs pawpaw @ 70	4819 of 30.4.2014	110,725.00	
	2238.5 kgs vegetables @ 50	4820 of 31.5.2014	63,000.00	
	930 kgs pawpaw @ 70	4820 of 31.5.2014	111,925.00	
	2166 kgs vegetables @ 50	4821 of 30.6.2014	65,100.00	
	900 kgs pawpaw @ 70	4821 of 30.06.2014	108,300.00	
	2255.5 kgs vegetables @ 50	4822 of 31.07.2014	63,000.00	
	900 kgs pawpaw @ 70	4822 of 31.07.2014	111,775.00	
	2249.5 kgs vegetables @ 50	4823 of 30.08.2014	63,000.00	
	930 kgs pawpaw @ 70	4825 of 31.08.2014	112,475.00	
	31 bags of maize@6000	4830 of 31.08.2014	65,100.00	
	122 kgs pork@550	4824/26 of 31.8.2014	186,000.00	
	105 kgsbeef @400	4827 of 30.09.2014	67,100.00	
	931.5 kgs vegetables @ 50	4836 of 30.09.2014	42,000.00	
	900 kgs pawpaw @ 70	4836 of 30.09.2014	46,575.00	
	2222.5 kgs vegetables @ 50	4837 of 31.10.2014	63,000.00	
	930 kgs pawpaw @ 70	4837 of 31.10.2014	111,125.00	
	2101 kgs vegetables @ 50	4848 of 30.11.2014	65,100.00	
	900 kgs pawpaw @ 70	4848 of 30.11.2014	105,050.00	
	209 kgsbeef @400	4849 of 30.11.2014	63,000.00	
	2354 kgs vegetables @ 60	4850 of 31.12.2014	83,600.00	
	930 kgs pawpaw @ 70	4850 of 31.12.2014	141,270.00	
	55 bags maizeflour@6600	4850 of 31.12.2014	74,400.00	
	281 kgsbeef @440	4850 of 31.12.2014	363,000.00	
	2187 kgs vegetables @ 60	4851 of 31.01.2015	123,640.00	
	930 kgs pawpaw @ 80	4851 of 31.01.2015	131,220.00	
	88.5 beef with bones @440	5311 of 31.01.2015	74,400.00	
	2226.5 kgs vegetables @ 60	5312 of 28.02.2015	38,940.00	
	840 kgs pawpaw @ 80	5312 of 28.02.2015	133,950.00	
	2475 kgs vegetables @ 60	1025 of 31.03.2015	67,200.00	
	930 kgs pawpaw @ 80	1025 of 31.03.2015	148,500.00	
	2437 kgs vegetables @ 60	1023 of 30.04.2015	74,400.00	
	900 kgs pawpaw @ 80	1023 of 31.04.2015	146,220.00	
	2528 kgs vegetables @ 60	1024 of 31.05.2015	72,000.00	
	930 kgs pawpaw @ 80	1024 of 30.06.2015	151,680.00	
	2456.5 kgs vegetables @ 60	1025 of 30.06.2015	74,400.00	
	930 kgs pawpaw @ 80	1025 of 30.06.2015	147,390.00	
12 Machakos Women			74,400.00	6,009,835.00
	314 kgs veges@80	5006 of 30.06.2013		
	1999.385 kgs veges@80	5006 of 30.06.2013	25,120.00	
	400 litres Milk@60	5006 of 21.08.2013	159,950.80	
	200 litres Milk@60	5006 of 15.10.2013	24,000.00	
	200 litres Milk@60	5006 of 15.11.2013	12,000.00	
	200 litres Milk@60	5006 of 15.12.2014	12,000.00	
	200 litres Milk@60	5006 of 15.01.2014	12,000.00	
	200 litres Milk@60	5006 of 15.02.2014	18,000.00	
	1 bag beans@7800	5006 of 01.03.2014	12,000.00	
	5 bags maize meal@3200	5006 of 01.04.2014	7,800.00	
			16,000.00	

		200 litres Milk@60	5006 of 08.04.2014	12,000.00	
		300 litres Milk@60	5006 of 08.05.2014	18,000.00	
		661.305 kgs veges@80	5008 of 31.10.2014	52,904.00	
		1227.495 kgs veges@80	5017 of 31.06.2015	98,199.60	
		200 litres Milk@60	5008 of 22.07.2014	12,000.00	
		4 bags maize meal@6800	5008 of 01.09.2014	27,200.00	
		300 litres Milk@60	5008 of 22.09.2014	18,000.00	
		7 kgs meat with bones@540	5017 of 8.12.2014	3,780.00	
		200 litres Milk@60	5017 of 8.01.2015	12,000.00	
		300 litres Milk@60	5017 of 8.02.2015	18,000.00	
		2 kgs tomatoes@200	5017 of 15.2.2015	400.00	
		1 bag maize whole@4800	5017 of 22.02.2015	4,800.00	
		2 kgs tomatoes@200	5017 of 22.02.2015	400.00	
		2 kgs tomatoes@200	5017 of 1.03.2015	400.00	
		2 kgs tomatoes@200	5017 of 8.03.2015	400.00	
		50 kgs Rose coco beans@130	5017 of 15.03.2015	6,500.00	
		200 litres Milk@60	5017 of 22.03.2015	12,000.00	
		200 litres Milk@60	5017 of 22.04.2015	12,000.00	
		300 litres Milk@60	5017 of 22.05.2015	18,000.00	625,854.40
13	Rumuruti				
	Oic Rumuruti	564 kgs veges@32	071 of 31.01.2015	18,048.00	
		7.75 litres milk@35	071 of 31.01.2015	271.25	
		479.5 kgs veges@32	072 of 28.02.2015	15,344.00	
		7 litres milk@35	072 of 28.02.2015	245.00	
		497.5 kgs veges@32	077 of 31.03.2015	15,920.00	
		223.5 kgs meat@460	077 of 31.03.2015	102,810.00	
		7.75 litres milk@35	077 of 31.03.2015	263.50	
		554.5 kgs veges@32	079 of 30.04.2015	17,744.00	
		7.5 litres milk@35	079 of 30.04.2015	262.50	
		95.5 kgs meat@460	079 of 30.04.2015	43,930.00	
		590 kgs veges@32	080 of 31.05.2015	18,880.00	
		7.25 litres milk@35	080 of 31.05.2015	271.25	
		388.5 kgs veges@32	082 of 30.06.2015	12,432.00	
		5.25 litres milk@35	082 of 30.06.2015	183.75	246,605.25
14	Manyani				
		1590.875 kgs veges@40	5708 of 01.08.2014	63,635.00	
		867.75 kgs capsicum@40	5708 of 01.08.2014	34,710.00	
		1860 (pcs) fruits@2	5708 of 01.08.2014	3,720.00	
		1536.315 kgs veges@40	5709 of 01.09.2014	61,452.60	
		837.99 kgs capsicum@40	5709 of 01.09.2014	33,519.60	
		1860 (pcs) fruits@2	5709 of 01.09.2014	3,720.00	
		1457.005 kgs veges@40	5710 of 01.10.2014	58,280.20	
		794.73 kgs capsicum@40	5710 of 01.10.2014	31,789.20	
		1800 (pcs) fruits@2	5710 of 01.10.2014	3,600.00	
		1437.59 kgs veges@40	5711 of 03.11.2014	57,503.00	
		784.14 kgs capsicum@40	5711 of 03.11.2014	31,365.00	
		1860 (pcs) fruits@2	5711 of 03.11.2014	3,720.00	
		1404.645 kgs veges@40	5712 of 01.12.2014	56,185.80	
		766.17 kgs capsicum@40	5712 of 01.12.2014	30,646.80	
		1800 (pcs) fruits@2	5712 of 01.12.2014	3,600.00	
		1405.47 kgs veges@40	5713 of 01.01.2015	56,218.80	
		766.82 kgs capsicum@40	5713 of 01.01.2015	30,664.80	
		1860 (pcs) fruits@2	5713 of 01.01.2015	3,720.00	
		1501 kgs veges@40	5715 of 03.02.2015	60,040.00	
		785.94 kgs capsicum@40	5715 of 03.02.2015	31,437.60	
		1860 (pcs) fruits@2	5715 of 03.02.2015	3,720.00	
		1367.5 kgs veges@40	5716 of 02.03.2015	54,700.00	
		744.66 kgs capsicum@40	5716 of 02.03.2015	29,786.40	
		1680 (pcs) fruits@2	5716 of 02.03.2015	3,360.00	
		1467.07 kgs veges@40	5717 of 07.04.2015	58,682.80	
		800.22 kgs capsicum@40	5717 of 07.04.2015	32,008.80	
		1860 (pcs) fruits@2	5717 of 07.04.2015	3,720.00	
		1461.85 kgs veges@40	5718 of 05.05.2015	58,474.00	
		797.37 kgs capsicum@40	5718 of 05.05.2015	31,894.80	
		1800 (pcs) fruits@2	5718 of 05.05.2015	3,600.00	
		1550.23 kgs veges@40	5719 of 02.06.2015	62,009.20	
		845.58 kgs capsicum@40	5719 of 02.06.2015	33,823.20	
		1860 (pcs) fruits@2	5719 of 02.06.2015	3,720.00	1,039,027.60
15	Nanyuki				
		450 kgs sukuma @30	31.07.2013	13,500.00	
		515 kgs sukuma @30	31.08.2013	15,500.00	
		510 kgs sukuma @30	31.09.2013	15,300.00	
		570 kgs sukuma @30	31.10.2013	17,100.00	
		520 kgs sukuma @30	31.11.2013	15,600.00	
		550 kgs sukuma @30	31.12.2013	16,500.00	
		525 kgs sukuma @30	31.01.2014	15,750.00	
		127 kgs Beef with Bones @400	28.02.2014	50,800.00	
		410 kgs sukuma @30	28.02.2014	12,300.00	
		480 kgs sukuma @30	30.03.2014	14,400.00	
		350 kgs sukuma @30	31.04.2014	10,500.00	
		400 kgs sukuma @30	30.05.2014	12,200.00	
		355 kgs sukuma @30	30.06.2014	10,650.00	
		330 kgs sukuma @30	30.07.2014	9,900.00	
		435 kgs sukuma @30	30.08.2014	13,050.00	
		360 kgs sukuma @30	31.09.2014	10,800.00	
		450 kgs sukuma @30	30.10.2014	13,500.00	
		360 kgs sukuma @30	31.11.2014	10,800.00	
		360 kgs sukuma @30	31.12.2015	10,800.00	
		360 kgs sukuma @30	31.01.2015	10,800.00	
		520 kgs sukuma @30	28.02.2015	15,600.00	
		552 kgs sukuma @30	31.03.2015	16,560.00	
		550 kgs sukuma @30	30.04.2015	16,500.00	
		340 kgs sukuma @30	31.05.2015	10,200.00	
		450 kgs sukuma @30	30.06.2015	13,500.00	372,111.00
16	Bungoma	398 kgs veges @ 150	8.10.2014	59,700.00	

	506 kgs veges @ 150	10.06.2014		91,080.00	150,790.00
17	Busia				
	350 kgs sukuma @50	88 of 31.5.2013		17,500.00	
	88.5 litres milk @50	87 of 31.5.2013		4,425.00	
	397 kgs sukuma @50	90 of 30.6.2013		19,850.00	
	114.5 kgs sukuma @50	92 of 30.6.2013		5,725.00	
	865.5 kgs sukuma @50	94 of 31.07.2013		43,275.00	
	97 litres milk @50	95 of 31.07.2013		4,850.00	
	820 kgs sukuma @50	4251 of 31.08.2013		41,000.00	
	93 kgs sukuma @50	4252 of 31.08.2013		4,650.00	
	707.78 kgs sukuma @50	4253 of 30.09.2013		35,389.00	
	103 litres milk @50	4254 of 30.09.2013		5,150.00	
	789.165 sukumawiki @50	4256 of 31.10.2013		39,458.25	
	106.5 kgs sukuma @50	4255 of 31.10.2013		5,325.00	
	24 bags maize @3000	4257 of 31.10.2013		72,000.00	
	100 bags maize @3000	4257 of 25.11.2013		300,000.00	
	741.5 kgs sukuma @50	4261 of 30.11.2013		37,075.00	
	125.5 litres milk @50	4262 of 30.11.2013		6,275.00	
	781.5 kgs sukuma @50	4264 of 31.12.2013		39,075.00	
	235 kgs capsicum @50	4265 of 31.12.2013		11,750.00	
	139 litres milk @50	4263 of 31.12.2013		6,950.00	
	866.5 kgs sukuma @50	4269 of 31.12.2013		43,325.00	
	147 litres milk @50	4263 of 31.01.2014		7,350.00	
	137 litres milk @50	4271 of 28.02.2014		6,850.00	
	840 kgs sukuma @50	4270 of 28.02.2014		42,000.00	
	909 kgs sukuma @50	4273 of 30.03.2014		45,450.00	
	155 litres milk @50	4272 of 30.03.2014		7,750.00	
	875 kgs sukuma @50	4274 of 30.04.2014		43,750.00	
	149.5 litres milk @50	4275 of 30.04.2014		7,475.00	
	980.5 kgs sukuma @50	4276 of 31.05.2014		49,025.00	
	196 litres milk @50	4277 of 31.05.2014		9,800.00	
	939 kgs sukuma @50	4278 of 31.06.2014		46,950.00	
	240 litres milk @50	4279 of 31.06.2014		12,000.00	
	977 kgs sukuma @50	31.07.2014		48,850.00	
	185 litres milk @50	31.07.2013		9,250.00	
	977.5 kgs sukuma @50	4284 of 31.08.2014		48,875.00	
	124 litres milk @50	4283 of 31.08.2014		6,200.00	
	122.5 litres milk @50	4286 of 30.09.2014		6,125.00	
	932.5 kgs sukuma @50	4286 of 30.09.2014		46,625.00	
	35 bags maize @3000	4290 of 2.10.2014		105,000.00	
shikusa	200 bags maize @3000	22.10.2014		600,000.00	
	155 litres milk @50	4288 of 31.10.2014		7,750.00	
	951 kgs sukuma @50	4289 of 31.10.2014		47,550.00	
	150kgsbeef with bones @350	4292 of 17.11.2014		52,500.00	
	938 kgs sukuma @50	4294 of 30.11.2014		46,900.00	
	146 litres milk @50	4293 of 31.11.2014		7,300.00	
	120 litres milk @50	3245312 of 31.11.2014		5,400.00	
	927.5 kgs sukuma @50	4296 of 31.12.2014		46,375.00	
	155 litres milk @50	4297 of 31.12.2014		7,750.00	
	170kgsbeef with bones @380	4298/4299 of 23.01.2014		64,600.00	
	526.5 kgs sukuma @50	7153 of 30.04.2015		26,325.00	
	122 litres milk @50	7152 of 30.04.2015		6,100.00	
	103 litres milk @50	7154 of 30.04.2015		4,635.00	
	762 kgs sukuma @50	7154 of 30.05.2015		38,100.00	
	105 litres milk @50	7155 of 30.05.2014		5,250.00	
	1039.5 kgs sukuma @50	30.06.2015		51,975.00	
	111.5 litres milk @50	7157 of 2015		5,575.00	2,316,457.25
18	Langata W				
	Oic langata W				
	8973 kgs veges @15			134,595.00	
	8204 kgs veges @55			451,220.00	
	2233kgs fruits @ 20			44,660.00	
	3619 kgs fruits @60			217,140.00	847,615.00
19	Kapsabet				
	Oic Kapsabet				
	552.5 kgs veges @50	4037 of 31.01.2015		27,625.00	
	151 kgs meat @400	4038 of 31.01.2015		60,400.00	
	524 kgs veges @55	4039 of 28.02.2015		28,820.00	
	645.5 kgs veges @55	4042 of 31.03.2015		35,502.50	
	559.5 kgs veges @55	4043 of 30.04.2015		30,772.50	
	530.5 kgs veges @55	4044 of 31.05.2015		29,177.50	
	516 kgs veges @55	4045 of 31.06.2015		28,380.00	240,677.50
21	Kitale Women				
	Oic Kitale Women				
	175 bags maize @3000	3528 of 19.01.2015		525,000.00	
	280 kgs veges @50	3551 of 30.01.2015		14,000.00	
	210 kgs veges @50	3532 of 28.02.2015		12,000.00	
	310 kgs veges @50	3533 of 31.03.2015		15,500.00	
	310 kgs veges @50	3534 of 30.04.2015		15,500.00	
	310 kgs veges @50	3535 of 30.05.2015		15,000.00	
	290 kgs veges @50	3536 of 30.06.2015		14,500.00	611,500.00
22	Kabarnet				
	Oic Kabarnet				
	2246 kgs sukumawiki @30	31.05.2013-29.06.2014		67,380.00	
	1364kgs sukumawiki @35	11.07.2014-01.08.2015		47,740.00	
	Oic Shikusa Farm				
	100 bags Maize @3000	11.06.2015		300,000.00	415,120.00
23	Garisa Medium				
	Oic Garisa M/5				
	4122.446Kgs Cowpeas Veges @60			247,346.76	
	Oic Garisa Main				
	7802.91 kgs cowpeas veges @60			468,174.60	715,521.36
24	Tambach				
	40kgs Veges @45	11827 of 31.05.2013		1,800.00	
	80kgs Veges @45	11828 of 16.06.2013		3,600.00	
	50kgs Veges @45	11829 of 27.08.2013		2,250.00	
	200kgs Veges @45	11830 of 18.09.2013		9,000.00	
	300kgs Veges @45	11830 of 15.09.2013		13,500.00	
	500kgs Veges @45	11824 of 15.12.2013		22,500.00	

		500kgs Veges@45	11825 of 22.01.2014		22,500.00
		100kgs Veges@45	11826 of 3.3.2014		4,500.00
		200kgs Veges@60	11834 of 15.04.2013		12,000.00
		500kgs Veges@60	11835 of 13.06.2014		30,000.00
		500kgs Veges@60	11831 of 18.08.2014		30,000.00
		500kgs Veges@60	11833 of 22.09.2014		30,000.00
		500kgs Veges@60	11836 of 19.11.2014		30,000.00
		500kgs Veges@60	11837 of 16.01.2015		30,000.00
		500kgs Veges@60	11838 of 20.03.2015		30,000.00
		300kgs Veges@60	3951 of 5.6.2015		18,000.00
					289,650.00
25	Homabay				
	Oic Homabay	610 kgs veges@65	30.11.2012		39,650.00
		28 litres milk@35	30.11.2012		980.00
		795 kgs veges@65	31.12.2012		51,675.00
		185 kgs capsicum @65	31.12.2012		12,025.00
		760 kgs veges@65	30.01.2013		49,432.50
		40.50 litres@35	30.01.2013		1,417.50
		750 kgs veges@65	28.2.2013		48,750.00
		60 litres milk@35	28.02.2013		2,100.00
		180 kgs veges@65	31.03.2013		11,700.00
		65 litres milk@35	31.03.2013		2,275.00
		60 litres milk@35	30.04.2013		2,100.00
		280 kgs veges@65	31.05.2013		18,200.00
		62 litres milk@35	31.05.2013		2,170.00
		560 kgs veges@65	30.06.2013		36,400.00
		60 litres milk@35	30.06.2013		2,100.00
		140 kgs veges @65	31.07.2013		9,100.00
		67 litres milk@35	31.07.2013		2,345.00
		89.5 litres milk@35	31.08.2013		3,132.50
		91.50 litres milk@35	30.09.2013		3,202.50
		65 kgs sorghum@3500	30.09.2013		227,500.00
		120 kgs veges @65	30.09.2013		7,800.00
		560 kgs veges @65	30.10.2013		36,400.00
		68 litres milk@35	30.10.2013		2,380.00
		200 kgs veges @65	30.11.2013		13,000.00
		41 litres milk@35	30.11.2013		2,655.00
		15 litres milk@35	07.12.2013		542.50
		181.705kgs mixedmeat@400	07/01-31.01.2014		72,682.00
		21 litres milk@35	28.02.2014		735.00
		38.5 litres milk@35	28.02.2014		1,347.50
		57 litres milk@35	31.03.2014		1,995.00
		200 kgs veges @80	27.05.2014		16,000.00
		36 litres milk@35	21.05.2014		1,260.00
		420 kgs veges @80	30.06.2014		33,600.00
		50 litres milk@35	30.06.2014		1,750.00
		47.5 litres milk@35	1.07-31.07.2014		1,662.50
		43 litres milk@35	30.08.2014		1,505.00
		36,600 kgs meat with bones@400	2.09-30.09.2014		14,240.00
		650 kgs veges @80	02.09.2014		52,000.00
		36,600 kgs meat with bones@400	2.09-30.09.2014		14,640.00
		26 litres milk@35	1.10-31.10.2014		910.00
		17.5 litres milk@35	1.10-31.10.2014		612.50
		175 kgs veges @80	1.10-31.10.2014		14,000.00
		6 litres milk@35	6.11-30.11.2014		210.00
		160 kgs veges @80	6.11-30.11.2014		12,800.00
		614 kgs veges@35	3.1-31.01.2015		39,910.00
		3.5 litres milk@35	3.1-31.01.2015		122.50
		33.5 litres milk@35	1.05-31.05.2015		1,172.50
		536.55 kgs veges @80	1.06-15.06.2015		42,924.00
		6.5 litres milk@35	1.06-15.06.2015		1,277.50
					916,388.50
26	Shikusa Farm				
	Oic shikusa farm	200 bags maize@3000	5375489 of 22.01.2014		600,000.00
	Oic kakamega	460 bags maize@3000	5375490 of 22.01.2014		1,380,000.00
	Oic kakamega	200 bags maize@3000	6430501 of 12.09.2014		600,000.00
	Oic Bungoma	100 bags maize@3000	6430502 of 13.09.2014		300,000.00
	Oic Kisumu main	100 bags maize@3000	6430503 of 16.09.2014		300,000.00
	Oic Kisumu main	100 bags maize@3000	6430504 of 18.09.2014		300,000.00
	Oic Nairobi Medium	100 bags maize@3000	6430505 of 19.09.2014		300,000.00
	Oic Kisumu main	120 bags maize@3000	6430506 of 30.09.2014		360,000.00
	Oic Kisumu main	120 bags maize@3000	6430507 of 01.10.2014		360,000.00
	Oic Kibos main	125 bags maize@3000	6430508 of 02.10.2014		375,000.00
	Oic Kibos main	125 bags maize@3000	6430509 of 03.10.2014		375,000.00
	Oic Kibos main	125 bags maize@3000	6430510 of 04.10.2014		375,000.00
	Oic Kibos main	125 bags maize@3000	6430511 of 04.10.2014		375,000.00
	Oic Nakuru main	100 bags maize@3000	6430512 of 09.09.2014		300,000.00
	Oic Eldama Ravine	100 bags maize@3000	6430513 of 09.10.2014		300,000.00
	Oic Nakuru main	100 bags maize@3000	6430514 of 10.10.2014		300,000.00
	Oic Nakuru main	100 bags maize@3000	6430515 of 10.10.2014		300,000.00
	Oic Kericho main	200 bags maize@3000	6430516 of 11.10.2014		600,000.00
	Oic Kisii main	200 bags maize@3000	6430517 of 12.10.2014		600,000.00
	Oic Nakuru Women	100 bags maize@3000	6430518 of 14.10.2014		300,000.00
	Oic Nakuru Women	100 bags maize@3000	6430519 of 14.10.2014		300,000.00
	Oic Eldama Ravine	100 bags maize@3000	6430520 of 15.10.2014		300,000.00
	Oic Tambach	100 bags maize@3000	6430521 of 15.10.2014		300,000.00
	Oic Nalivasha M/S	100 bags maize@3000	6430522 of 15.10.2014		300,000.00
	Oic Kericho Women	50 bags maize@3000	6430524 of 16.10.2014		150,000.00
	Oic Kisumu main	60 bags maize@3000	6430525 of 16.10.2014		180,000.00
	Oic Eldama Ravine	100 bags maize@3000	6430526 of 17.10.2014		300,000.00
	Oic Nakuru main	100 bags maize@3000	6430528 of 18.10.2014		300,000.00
	Oic Nakuru main	100 bags maize@3000	6430529 of 18.10.2014		300,000.00
	Oic Bustia	200 bags maize@3000	6430530 of 22.10.2014		600,000.00
	Oic Siaya	200 bags maize@3000	6430531 of 23.10.2014		600,000.00
	Oic Narok	200 bags maize@3000	6430532 of 24.10.2014		600,000.00
	Oic Homabay	200 bags maize@3000	6430533 of 25.10.2014		600,000.00
	Oic Migori	200 bags maize@3000	6430534 of 27.10.2014		600,000.00

	Oic Naivasha M/S	100 bags maize@3000	6430536 of 29.10.2014		300,000.00	
	Oic Naivasha Main	100 bags maize@3000	6430537 of 29.10.2014		300,000.00	
	Oic Kisumu main	250 bags maize@3000	6430538 of 03.11.2014		750,000.00	
	Oic Kisumu main	125 bags maize@3000	6430539 of 04.11.2014		375,000.00	
	Oic Kapabet	100 bags maize@3000	6430540 of 05.11.2014		300,000.00	
	Oic Kisumu main	125 bags maize@3000	6430541 of 05.11.2014		375,000.00	
	Oic Kabarnet	100 bags maize@3000	6430544 of 06.11.2014		300,000.00	
	Oic Eldoret main	100 bags maize@3000	6430545 of 06.11.2014		300,000.00	
	Oic Kisil main	200 bags maize@3000	6430546 of 07.11.2014		600,000.00	
	Oic Kakamega Main	200 bags maize@3000	6430547 of 08.11.2014		600,000.00	
	Oic Naivasha Main	200 bags maize@3000	6430548 of 08.11.2014		600,000.00	
	Oic kakamega main	400 bags maize@3000	6430549 of 20.11.2014		1,200,000.00	
	Oic shikusa farm	300 bags maize@3000	6438506 of 21.11.2014		900,000.00	
	Oic shikusa farm	52.5 kgs meat@450	6430552 of 16.02.2015		23,625.00	
	Oic Kakamega Main	124 kgs meat@450	6480533 of 14.02.2015		55,800.00	
	Oic shikusa farm	17 kgs meat@450	6480534 of 14.02.2015		7,650.00	
	Oic Kakamega Main	52 kgs meat@450	6480552 of 18.02.2015		23,400.00	
	Oic shikusa farm	113 kgs meat@450	6480535 of 18.02.2015		50,850.00	
	Oic Kakamega Women	20kgs meat @450	6480536 of 18.02.2015		9,000.00	
	Oic shikusa B.I	51 kgs meat@450	6480537 of 20.02.2015		22,950.00	
	Oic Kakamega Main	113kgs meat@450	6430539 of 20.02.2015		50,850.00	
	Oic shikusa farm	52 kgs meat@450	6430552 of 20.02.2015		23,400.00	
	Oic shikusa farm	52 kgs meat@450	6430552 of 23.02.2015		23,400.00	21,320,925.00
27	Meru main					
	Oic meru main	300 kgs Dried onions@100	5151 of 30.05.2013		30,000.00	
		300 kgs Dried onions@100	5152 of 30.09.2013		30,000.00	
		12 bags E potatoes@3000	5153 of 24.09.2013		36,000.00	
		270 kgs Dried onions@100	5155 of 31.10.2013		27,000.00	
		320 kgs cabbages@40	5154 of 31.10.2013		12,800.00	
		210 kgs sukumawiki@45	5157 of 31.10.2013		9,450.00	
		100 kgs Dried onions@90	5158 of 31.01.2014		9,000.00	
		150 kgs Dried onions@90	5159 of 03.03.2014		13,500.00	
		320 kgs sukumawiki@45	5160 of 31.03.2014		14,400.00	
		220 kgs Dried onions@90	5161 of 30.04.2014		19,800.00	
		100 kgs Dried onions@90	5162 of 31.05.2014		9,000.00	
		90 kgs Dried onions@90	5163 of 30.06.2014		8,100.00	
		1025 kgs sukumawiki@45	5164 of 30.08.2014		46,125.00	
		150 kgs Dried onions@90	5165 of 30.08.2014		13,500.00	
		492 kgs sukumawiki@45	5167 of 30.09.2014		22,140.00	
		120 kgs Dried onions@90	5168 of 30.09.2014		10,800.00	
		1135 kgs sukumawiki@45	5170 of 31.10.2014		51,075.00	
		120 kgs Dried onions@90	5170 of 31.10.2014		10,800.00	
		1203 kgs sukumawiki@45	5171 of 30.11.2014		54,135.00	
		180 kgs Dried onions@90	5171 of 30.11.2014		16,200.00	
		527 kgs sukumawiki@40	5176 of 02.02.2015		21,080.00	
		50 kgs Dried onions@80	5177 of 02.02.2015		4,000.00	
		561 kgs sukumawiki@40	5178 of 28.02.2015		22,440.00	
		120 kgs Dried onions@80	5179 of 28.02.2015		9,600.00	
		259 kgs sukumawiki@40	5180 of 30.03.2015		10,360.00	
		50 kgs Dried onions@80	5184 of 30.03.2015		4,000.00	
		335 kgs sukumawiki@40	5181 of 30.04.2015		13,440.00	
		100 kgs Dried onions@80	5182 of 30.04.2015		8,000.00	
		100 kgs Dried onions@80	5183 of 29.05.2015		9,500.00	
		160 kgs sukumawiki@40	5185 of 30.06.2015		6,400.00	
		190 kgs sukumawiki@40	5186 of 31.07.2015		7,600.00	
		120 kgs Dried onions@95	5187 of 31.08.2015		11,400.00	571,645.00
28	Makueni					
	Oic Makueni Remand	1575.185 kgs sukumawiki@30	4787 of 26.11.2014		47,255.50	
		346 kgs sukumawiki@30	4794 of 29.01.2015		10,380.00	
		383.5 kgs sukumawiki@30	65 of 29.01.2015		11,505.00	
		41 kgs meat with bones@460	4794 of 29.01.2015		18,860.00	
		122 liters milk@50	4787 of 26.11.2014 65 of 30.06.2015		6,100.00	
	Oic Makueni Main	439 kgs sukumawiki@30	64 of 30.06.2015		13,170.00	
		2285 kgs sukumawiki@30	4800 of 3.02.2015		81,765.00	
		54 kgs meat with bones@460	4796 of 29.01.2015		24,840.00	
		3 bags of beans@7200	4796 of 29.01.2015		21,600.00	
		15 bags of maize@4500	4796 of 29.01.2015		67,500.00	302,975.50
29	Nyandarua					
		178 kgs veges @35	6468 of 30.11.2014		6,230.00	
		100 kgs capsicum@60	6468 of 30.11.2014		6,000.00	
		300 kgs veges @35	6468 of 30.11.2014		10,500.00	
		200 kgs capsicum@60	2298 of 3.01.2014		12,000.00	
		300 kgs veges @35	2292 of 26.02.2014		10,500.00	
		150 kgs capsicum@60	2292 of 26.02.2014		9,000.00	
		250 kgs veges @35	2294 of 26.02.2014		8,750.00	
		5 bags Irish potatoes@3000	2294 of 26.02.2014		15,000.00	
		150 kgs veges @50	2293 of 3.03.2014		7,500.00	
		150 kgs veges @50	2295 of 3.03.2014		7,500.00	
		250 kgs veges @50	2297 of 3.03.2014		12,500.00	
		340 kgs capsicum@60	2081 of 4.05.2012		20,400.00	
		250 kgs veges @30	2082 of 3.02.2012		7,500.00	
		200 kgs veges @35	2087 of 5.06.2012		7,000.00	
		105 kgs capsicum@60	2087 of 5.06.2012		6,300.00	
		10 bags Irish potatoes@3000	2089 of 5.06.2012		30,000.00	
		470 kgs capsicum@60	2089 of 5.06.2012		2,820.00	
		300 kgs capsicum@60	2090 of 4.09.2012		1,800.00	
		10 bags Irish potatoes@3500	2090 of 4.09.2012		35,000.00	
		400 kgs veges @20	2092 of 4.09.2012		8,000.00	
		400 kgs veges @20	2093 of 4.09.2012		8,000.00	
		300 kgs veges @20	2094 of 23.01.2013		6,000.00	
		200 kgs capsicum@60	2094 of 23.01.2013		12,000.00	
		300 kgs veges @20	2095 of 1.03.2013		6,000.00	
		200 kgs capsicum@60	2095 of 1.03.2013		12,000.00	
		200 kgs capsicum@60	2096 of 2.04.2013		12,000.00	
		60 bags maize @3400	2097 of 20.05.2013		204,000.00	

		48 kgs veges @20	2651 of 31.07.2013	960.00	
		452 kgs veges @35	2651 of 31.07.2013	1,520.00	
		48 kgs veges @20	2651 of 23.01.2013	960.00	
		450 kgs veges @35	2651 of 23.01.2013	15,750.00	
		146 kgs veges @35	2655 of 30.08.2013	5,110.00	
		690 kgs veges @35	2657 of 30.09.2013	24,150.00	
		134 kgs veges @35	2658 of 30.09.2013	4,690.00	
		3 bags irish potatoes@3500	2660 of 10.10.2013	10,500.00	
		6 bags irish potatoes@3500	2664 of 04.11.2013	21,000.00	
		84 kgs veges @35	2667 of 3.07.2013	1,680.00	
		452 kgs veges @35	2667 of 3.07.2013	15,820.00	
		863 kgs veges @35	2673 of 3.07.2013	30,205.00	
		93 kgs veges @35	2674 of 31.12.2013	3,255.00	
		46.5 kgs capsicum@60	2674 of 31.12.2013	2,790.00	
		663 kgs veges @35	2675 of 31.12.2013	23,205.00	
		45 kgs veges @35	2676 of 03.02.2013	1,575.00	
		2351 kgs veges @20	2681 of 04.03.013	75,930.00	
		45 bags irish potatoes@3500	2681 of 04.03.013	157,500.00	
		2481 kgs veges @30	2683 of 04.03.013	74,430.00	
		83 kgs veges @35	2684 of 04.03.013	2,490.00	
		380 kgs veges @50	6451 of 05.12.2014	19,000.00	
		5 bags irish potatoes@3000	6451 of 05.12.2014	15,000.00	
		230 kgs veges @35	6452 of 04.12.2014	8,050.00	999,870.00
30	Kamiti M/S				
	Oic Kamiti B.I & Yctc	1186 kgs veges @35	01.12.2014-31.08.2015	41,500.00	41,500.00
31	Lodwar				
	Oic Lodwar	697.5 kgs cowpeas @100	3714 of 1-30.04.2015	69,750.00	
		695.1 kgs cowpeas @100	3715 of 1-30.05.2015	69,510.00	
		748.1 kgs cowpeas @100	3716 of 1-30.06.2015	74,810.00	214,070.00
32	Ruiru				
	Oic Ruiru	1126.5 kgs sukumawiki@73	1.5.2015-30.6.2015	82,234.50	82,234.50
33	Eldoret Women				
	Oic Eldoret Women	721 kgs sukumawiki	KPF/A 3378 of July 2015		
		412 litres milk	**	50,985.00	50,985.00
34	Bomet				
	Oic Bomet	103.66 kgs sukumawiki@30	3856 of Jan 2014	3,109.80	
		188.65 kgs sukumawiki@30	3856 of feb 2014	5,659.35	
		200.03 kgs sukumawiki@30	3856 of march 2014	6,000.00	
		243.17 kgs sukumawiki@30	3856 of april 2014	7,295.13	
		259.84 kgs sukumawiki@30	3856 of may 2014	7,795.20	
		424.60 kgs sukumawiki@30	3856 of july 2014	12,738.00	
		255.200 kgs sukumawiki@30	3856 of August 2014	7,656.00	
		256.280 kgs sukumawiki@30	3856 of Sep 2014	7,688.40	
		282.755 kgs sukumawiki@30	3856 of Oct 2014	8,482.60	
		273.89 kgs sukumawiki@40	3856 of Nov 2014	10,955.60	
		315.36 kgs sukumawiki@40	3856 of Dec 2014	12,614.40	
		290.615 kgs sukumawiki@40	3856 of Jan 2015	11,624.60	
		273.38 kgs sukumawiki@40	3856 of feb 2015	10,935.20	
		347.71 kgs sukumawiki@40	3856 of March 2015	13,908.40	
		322.86 kgs sukumawiki@40	3856 of april 2015	12,914.40	
		2 bags beans@7000	3856 14.04.2015	14,000.00	
		364.37 kgs sukumawiki@40	3856 of May 2015	14,574.80	
		344.14 kgs sukumawiki@40	3856 of June 2015	13,765.60	181,717.48
35	Kitale Main				
	Oic Kitale Main	1532 litres of milk@40	041 of 1.8.2014	61,280.00	
		2873 kgs of kales@30	to	86,190.00	
		1497 kgs of kales@50	03 of 5.1.2015	74,850.00	
		890 bags maize@3000	16 of 12.1.2015 to 82 of	2,670,000.00	
		541 litres of milk@40	2.6.2015	21,640.00	
		2438 kgs of kales@50	*	121,900.00	
		98.5 litres of milk@40	96 of 1.7.2015	3,940.00	
		868 kgs of kales@50	97 of 1.7.2015	43,400.00	
		93 litres of milk@40	09 of 31.7.2015	3,720.00	
		838 kgs of kales@50	10 of 31.07.2015	41,900.00	
	Oic Kitale Women	90 litres of milk@35	45 of 2.6.2013	3,150.00	
		777.5 litres of milk@40	3466 of 31.12.2013	31,100.00	
		6091.5 litres of milk@40	3478 of 3.2.2014	24,380.00	
		66 kgs meat@380	32 of 1.7.2014	25,080.00	
		495.5 litres of milk@40	32 of 2.2.2015-83 of 2.6.2015	19,820.00	
		113.5 litres of milk@40	98 of 1.7.2015	4,540.00	
		159 litres of milk@40	11 of 31.7.2015	6,360.00	
	Oic Kiambu	300 bags maize@3000	20 of 12.1.2015	900,000.00	
	Oic Nairobi Remand	200 bags maize@3000	21 of 12.1.2015	600,000.00	
	Oic Ruiru	200 bags maize@3000	22 of 12.1.2015	600,000.00	
	Oic Kamiti M/S	200 bags maize@3000	23 of 12.1.2015	600,000.00	5,943,250.00
36	Kapenguria				
	Oic Kapenguria	794.955 kgs veges @30	23647 of 1.8.2014	23,848.65	
		778.455 kgs veges @30	23649 of 1.9.2014	23,353.65	
		833.3236 kgs veges @30	23651 of 3.10.2014	24,997.00	
		883.20 kgs veges @30	23653 of 3.11.2014	26,496.00	
		871.335 kgs veges @30	23655 of 1.12.2014	26,140.00	
		876.716 kgs veges @30	23658 of 5.1.2015	26,301.00	
		858.60 kgs veges @30	23660 of 1.12.2015	25,758.00	
		781.620 kgs veges @30	23669 of 2.3.2015	23,448.60	
		866.945 kgs veges @30	23671 of 3.4.2015	26,008.35	
		855.070 kgs veges @30	23673 of 2.5.2015	25,652.10	
		873.515 kgs veges @30	23675 of 2.6.2015	26,205.45	
		816.050 kgs veges @30	23677 of 1.7.2015	24,481.65	
		269.5 litres milk@40	23647 of 1.8.2014	10,780.00	
		244.5 litres milk@40	23649 of 1.9.2014	9,780.00	

		231.5 litres milk@40	23651 of 3.10.2014		9,260.00	
		275.5 litres milk@40	23653 of 3.11.2014		11,020.00	
		288.5 litres milk@40	23655 of 1.12.2014		11,540.00	
		281.5 litres milk@40	23658 of 5.1.2015		11,260.00	
		246.5 litres milk@40	23660 of 1.12.2015		9,860.00	
		164.5 litres milk@40	23669 of 2.3.2015		6,580.00	
		153.5 litres milk@40	23671 of 3.4.2015		6,140.00	
		163 litres milk@40	23673 of 2.5.2015		6,520.00	
		157 litres milk@40	23675 of 2.6.2015		6,280.00	
		124.50 litres milk@40	23677 of 1.7.2015		4,980.00	
		52 bags grinding @170	23648 of 1.8.2014		8,840.00	
		51 bags grinding @170	23650 of 1.9.2014		8,500.00	
		61 bags grinding @170	23652 of 3.10.2014		10,370.00	
		62 bags grinding @170	23654 of 3.11.2014		10,540.00	
		65 bags grinding @170	23656 of 1.12.2014		11,050.00	
		68 bags grinding @170	23659 of 5.1.2015		11,560.00	
		62 bags grinding @170	23661 of 1.2.2015		10,540.00	
		60 bags grinding @170	23670 of 2.3.2015		10,200.00	
		68 bags grinding @170	23672 of 3.4.2015		11,560.00	
		64 bags grinding @170	23674 of 2.5.2015		10,880.00	
		66 bags grinding @170	23676 of 2.6.2015		11,220.00	521,950.45
	37 Siaya					
	Oic Siaya	10 bags maize@4250		Aug-14	42,500.00	
		1970 kgs sukumawiki@63.75		Oct-14	125,587.50	
		2128 kgs sukumawiki@63.75		Nov-14	135,660.00	
		2110 kgs sukumawiki@63.75		Dec-14	134,512.50	
		3 bags bean@8500		Dec-14	25,500.00	
		267 kgs sukumawiki@68		Jan-15	18,156.00	
		1431 kgs sukumawiki@68		Jan-15	97,308.00	579,224.00
	38 Kerugoya					
	Oic kerugoya	2484.5 kgs sukumawiki@30	2567 of 30.6.2014		74,535.00	
		1798.71 kgs capsicum@50	2567 of 30.6.2014		89,935.50	
		4340 kgs sukumawiki@30	2570 of 30.11.2014		130,200.00	
		2364.59 kgs capsicum@50	2570 of 30.11.2014		118,229.50	
		199.5 kgs meat@400	2564 of 8.7.2014		79,800.00	
		798 kgs sukumawiki@30	2578 of 31.1.2015		23,940.00	
		410 kgs potatoes@80	2578 of 31.1.2015		32,800.00	
		756 kgs sukumawiki@30	2579 of 28.2.2015		22,680.00	
		626 kgs mangoes@75	2579 of 28.2.2015		46,950.00	
		862 kgs sukumawiki@30	2580 of 31.3.2015		25,860.00	
		796.5 kgs sukumawiki@30	2581 of 30.4.2015		23,895.00	
		840 kgs sukumawiki@30	2582 of 31.5.2015		25,200.00	
		878.5 kgs sukumawiki@30	2583 of 31.6.2015		26,355.00	720,380.00
	39 Kitale Medium					
		150 bags maize@1462.5	511 0411554 Of23.2.2007		219,375.00	
	Kapenguria	50 bags maize@3000	511 0411508 Of18.01.2007		150,000.00	
	Naivasha	100 bags maize@3500	041 of 20.02.2012		350,000.00	
	Naivasha	100 bags maize@3500	042 of 23.02.2012		350,000.00	
	Kitale Medium	527.5 kgs sukumawiki@30	6403 of 30.09.2012		15,825.00	
		478.5 kgs sukumawiki@30	6404 of 31.10.2012		14,355.00	
		480 kgs sukumawiki@30	6405 of 30.11.2012		14,480.00	
		473.5 kgs sukumawiki@30	6406 of 31.12.2012		14,205.00	
		453.5 kgs sukumawiki@30	6407 of 31.01.2013		13,603.00	
		120 bags maize@3750	6408 of 11.02.2013		450,000.00	
		432.5 kgs sukumawiki@30	6409 of 11.02.2013		12,975.00	
		470 kgs sukumawiki@30	6410 of 31.03.2013		14,100.00	
		466.18 kgs sukumawiki@30	6411 of 31.03.2013		13,985.50	
		513 kgs sukumawiki@30	6412 of 31.05.2013		15,390.00	
		147 bags maize@3800	6413 of 30.06.2013		558,600.00	
		726.5 kgs sukumawiki@50	6414 of 31.06.2013		36,312.50	
		729 kgs sukumawiki@50	6415 of 30.09.2013		36,450.00	
		732.75 kgs sukumawiki@50	6416 of 30.10.2013		36,637.50	
		737.50 kgs sukumawiki@50	6417 of 30.11.2013		36,875.00	
		301 bags maize@4000	3663 of 12.12.2013		1,204,000.00	
		749.50 kgs sukumawiki@50	6418 of 31.12.2013		37,475.00	
		816 kgs sukumawiki@50	6419 of 31.01.2014		40,800.00	
		800 kgs sukumawiki@50	6420 of 28.02.2014		40,000.00	
		855 kgs sukumawiki@50	6421 of 31.03.2014		42,750.00	
		37 kgs Tilapia (fish)@400	3764 of 31.03.2014		14,800.00	
		800 kgs sukumawiki@50	6422 of 30.04.2014		40,000.00	
		779.5 kgs sukumawiki@50	6423 of 31.05.2014		38,975.00	
		779 kgs sukumawiki@50	6424 of 30.06.2014		38,450.00	
		620.5 kgs sukumawiki@50	6425 of 31.07.2014		31,025.00	
		555.5 kgs sukumawiki@50	6426 of 31.08.2014		27,775.00	
		566.5 kgs sukumawiki@50	6427 of 30.09.2014		28,325.00	
		630.5 kgs sukumawiki@50	6428 of 31.10.2014		31,525.00	
		574.5 kgs sukumawiki@50	6429 of 30.11.2014		28,725.00	
		571 kgs sukumawiki@50	6430 of 31.12.2014		28,550.00	
		657.01 kgs sukumawiki@30	6431 of 31.01.2015		19,720.30	
		100 bags maize@3000	6432 of 1.01.2015		300,000.00	
		17 bags maize@6500	6433 of 3.02.2015		110,500.00	
		100 bags maize@3000	6434 of 3.02.2015		300,000.00	
		750 kgs sukumawiki@30	6435 of 28.02.2015		22,500.00	
	Naivasha	100 bags maize@3000	42 of 18.01.2015		300,000.00	
	Naivasha	100 bags maize@3000	43 of 19.01.2015		300,000.00	
	Nakuru	100 bags maize@3000	45 of 20.01.2015		300,000.00	
	Nakuru	100 bags maize@3000	44 of 20.01.2015		300,000.00	
	Nakuru	100 bags maize@3000	61 of 20.01.2015		300,000.00	
	Kiambu	70 bags maize@3000	81 of 21.01.2015		210,000.00	
	Kitale Medium	836.5 kgs sukumawiki@30	6436 of 31.03.2015		25,095.00	
		117 bags maize@3000	6438 of 02.04.2015		315,000.00	
		759 kgs sukumawiki@30	6437 of 30.04.2015		22,770.00	
		759.5 kgs sukumawiki@30	6439 of 31.05.2015		22,785.00	
		821.5 kgs sukumawiki@30	6440 of 30.06.2015		24,645.00	6,899,348.80

40	Shimo Medium	25 kgs posho@3000	12.11.2012		75,000.00
		47500 kgs kunde @100	12.11.2012		40,750.00
		60 liters milk@60	12.11.2012		5,000.00
		54 kgs capsicum@100	12.11.2012		5,400.00
		50 kgs fruits@100	12.11.2012		3,600.00
		852.5 kgs veges@100	12.11.2012		85,250.00
		60 liters milk@60	12.11.2012		3,600.00
		655.5 kgs kunde @100	13.01.2013		65,550.00
		62 liters milk@60	13.01.2013		3,720.00
		703.5 kgs kunde @100	13.02.2013		70,350.00
		56 liters milk@60	13.02.2013		3,360.00
		939 kgs kunde @100	13.04.2013		93,900.00
		62 liters milk@60	13.04.2013		3,720.00
		990 kgs kunde @100	13.05.2013		99,000.00
		60 liters milk@60	13.05.2013		3,600.00
		1179 kgs kunde @100	13.05.2013		117,900.00
		62 liters milk@60	13.05.2013		3,720.00
		1000 kgs kunde @100	13.06.2013		100,000.00
		60 liters milk@60	13.06.2013		3,600.00
		973 kgs kunde @100	13.07.2013		97,300.00
		62 liters milk@60	13.07.2013		3,720.00
		1054.5 kgs kunde @100	13.08.2013		105,450.00
		62 liters milk@60	13.08.2013		3,720.00
		1060 kgs kunde @100	13.09.2013		106,000.00
		90 kgs posho@8000	13.09.2013		80,000.00
		500kgs fruits @100	13.09.2013		50,000.00
		200 kgs capsicum@100	13.09.2013		20,000.00
		60 liters milk@60	13.09.2013		3,600.00
		1035 kgs kunde @100	13.10.2013		103,500.00
		60 liters milk@62	13.10.2013		3,720.00
		90 kgs posho@8000	13.10.2013		40,000.00
		450kgs fruits @100	13.10.2013		45,000.00
		300 kgs tomatoes@150	13.10.2013		45,000.00
		1042 kgs kunde @100	13.11.2013		104,200.00
		60 liters milk@60	13.11.2013		3,600.00
		60 kgs meat@550	13.11.2013		3,000.00
		880 kgs kunde @100	13.12.2013		88,000.00
		62 liters milk@60	13.12.2013		3,720.00
		995 kgs kunde @100	14.01.2014		99,500.00
		500kgs fruits @100	14.01.2014		50,000.00
		62 liters milk@60	14.01.2014		3,720.00
		972 kgs kunde @100	14.02.2014		97,200.00
		56 liters milk@60	14.02.2014		3,360.00
		500kgs fruits @100	14.02.2014		50,000.00
		998.5 kgs kunde @100	14.03.2014		99,850.00
		62 liters milk@60	14.03.2014		3,720.00
		916.5 kgs kunde @100	14.04.2014		91,650.00
		60 liters milk@60	14.04.2014		3,600.00
		912 kgs kunde @100	14.05.2014		91,200.00
		28 liters milk@60	14.06.2014		1,680.00
		276kgs mangoes@100	14.06.2014		27,600.00
		916 kgs kunde @100	14.07.2014		91,600.00
		280kgs fruits @100	14.07.2014		28,000.00
		853 kgs kunde @100	14.08.2014		85,300.00
		795 kgs kunde @100	14.09.2014		79,500.00
		90 kgs posho@8000	14.10.2014		440,000.00
		795 kgs kunde @100	14.10.2014		79,500.00
		140kgs fruits @100	14.10.2014		14,000.00
		90 kgs posho@8000	14.11.2014		200,000.00
		768 kgs kunde @100	14.11.2014		76,800.00
		857 kgs kunde @100	14.12.2014		85,700.00
		871 kgs kunde @100	15.01.2015		60,970.00
		737 kgs kunde @70	15.02.2015		51,590.00
		817 kgs kunde @70	15.03.2015		57,190.00
		950 kgs kunde @70	15.04.2015		66,500.00
		990 kgs kunde @70	15.05.2015		69,300.00
		955 kgs kunde @70	15.06.2015		66,850.00
					3,872,430.00
41	Eldoret				
	Oic Eldoret Women	316 kgs veges@45		Jul-14	14,220.00
		186 litres milk@45		Jul-14	8,370.00
		499.5 kgs veges@45	6901 of aug 2014		22,477.50
		233 litres milk@45	6901 of aug 2014		10,485.00
		489.5 kgs veges@45	6903 of sep 2014		22,027.50
		248.5 litres milk@45	6903 of sep 2014		11,182.50
		519 kgs veges@45	3369 of oct 2014		23,355.00
		230 litres milk@45	3369 of oct 2014		10,372.50
		458 kgs veges@45	3370 of nov 2014		20,610.00
		240 litres milk@45	3370 of nov 2014		10,800.00
		407 kgs veges@45	3371 of dec 2014		18,315.00
		296 litres milk@45	3371 of dec 2014		13,320.00
		361 kgs veges@45	3373 of jan 2015		16,245.00
		278 litres milk@45	3373 of jan 2015		12,510.00
		306 litres milk@45	3372 of feb 2015		13,770.00
		367 kgs veges@45	3372 of feb 2015		16,515.00
		310 litres milk@45	3374 of mar 2015		13,950.00
		443 kgs veges@45	3374 of mar 2015		19,935.00
		293 litres milk@45	3375 of april 2015		13,185.00
		267.5 litres milk@45	3376 of may 2015		12,037.50
		324 litres milk@45	3377 of june 2015		14,580.00
	Oic eldoret main	50bags maize @3000	1455 of june 2015		150,000.00
					468,262.50
42	Yatta				
	Oic Yatta	200 kgs sukumawiki@65	7851 of 05.01.2015		13,000.00
		200 kgs sukumawiki@65	7852 of 18.01.2015		13,000.00
		250 kgs sukumawiki@65	7851 of 04.02.2015		16,250.00

		4 bags beans@8750	7851 of 04.02.2015		
		400 kgs sukumawiki@65	7851 of 23.03.2015	35,040.00	
		400 kgs sukumawiki@65	7851 of 22.04.2015	26,000.00	
		400 kgs sukumawiki@65	7852 of 27.05.2015	26,000.00	
		400 kgs sukumawiki@65	7852 of 18.06.2015	26,000.00	
		30 bags beans@8760	7852 of 18.06.2015	26,000.00	
43	Nakuru			262,800.00	444,090.00
	Oic Nakuru Main	3310 kgs capsicum@45	s 11 4865279 of 31.10.2012		
		2700 kgs sukumawiki@45	5 11 4865281 of 31.11.2012	148,950.00	
		2960 kgs sukumawiki@45	5 11 4505281 of 31.11.2012	121,500.00	
		129 bags maize@3000	5 11 4505691 of 31.12.2012	133,200.00	
		124 kgs meatwith bones@385	25.01.2013	387,000.00	
		700 kgs sukumawiki@45	31.05.2013	47,740.00	
		1156 kgs sukumawiki@45	31.08.2013	31,500.00	
		80 bags maize@3000	31.11.2013	52,020.00	
		550 kgs sukumawiki@45	3008 of 30.12.2013	240,000.00	
		69 kgs meatwith bones@490	5 11 6088752 of 27.01.2014	24,750.00	
		548 kgs meatwith bones@490	5 11 6088754 of 28.02.2014	33,810.00	
		360 kgs sukumawiki@45	3.3.2014	268,520.00	
		950 kgs sukumawiki@45	30.5.2014	16,200.00	
		750 kgs sukumawiki@45	3009 of 12.6.2014	43,200.00	
		736 kgs sukumawiki@45	3010 of 16.7.2014	23,750.00	
		610 kgs sukumawiki@45	3012 of 28.8.2014	33,120.00	
		83 kgs meatwith bones@490	5 11 6088601 of 4.9.2014	27,450.00	
		2760 kgs sukumawiki@45	30.9.2014	41,650.00	
		1370 kgs sukumawiki@45	30.11.2014	124,200.00	
		1030 kgs sukumawiki@45	30.10.2014	61,650.00	
		740 kgs sukumawiki@45	3024 of 17.12.2014	46,350.00	
		130 kgs meatwith bones@490	3025 of 29.12.2014	33,300.00	
		216 bags maize@3000	3021 of 20.11.2014	63,700.00	
				648,000.00	2,651,560.00
44	Naivasha Women				
	Oic Naivasha Women	140 kgs veges@35	3155 of 01.8.2013		
		160 kgs veges@35	3156 of 30.9.2013	5,600.00	
		160 kgs veges@35	3157 of 31.10.2013	8,800.00	
		105 kgs veges@35	3158 of 30.11.2013	6,400.00	
		286 kgs veges@35	3159 of 31.12.2013	5,775.00	
		557 kgs veges@35	3161 of 31.1.2014	15,730.00	
		391 kgs veges@35	3162 of 28.2.2014	19,495.00	
		400 kgs veges@35	3163 of 28.3.2014	13,685.00	
		100 kgs veges@35	3164 of 30.4.2014	14,000.00	
		240 kgs veges@35	3165 of 31.5.2014	3,500.00	
		200 kgs veges@35	3166 of 23.6.2014	8,400.00	
		200 kgs veges@35	3167 of 31.7.2014	7,000.00	
		200 kgs veges@35	3168 of 31.8.2014	7,000.00	
		300 kgs veges@35	3169 of 31.9.2014	10,500.00	
		308 kgs veges@35	3171 of 31.10.2014	10,780.00	
		273.5 kgs veges@35	3172 of 31.11.2014	9,573.00	
		310 kgs veges@35	3173 of 31.12.2014	10,850.00	
		292 kgs veges@35	3179 of 31.1.2015	10,220.00	
		230 kgs veges@35	3180 of 31.2.2015	8,050.00	
		23 litres milk@50	94 of 31.3.2015	7,000.00	
		200 kgs veges@35	3181 of 31.3.2015	1,175.00	
		100 kgs veges@35	3182 of 31.4.2015	3,500.00	
		71 litres milk@50	3183 of 31.5.2015	5,950.00	
		170 kgs veges@35	3183 of 31.5.2015	3,550.00	
				11,113.00	207,646.00
45	Naivasha M/S				
	Oic Naivasha M/S	1450 kgs veges@35	6070 of 3.4.2014		
		13355.63 kgs maize grinding@3	6070 of 3.4.2014	50,750.00	
		332 litres milk @35	6070 of 3.4.2014	40,066.89	
		1050 kgs veges@35	6078 of 5.5.2014	11,620.00	
		133 kgs maize grinding@3	6078 of 5.5.2014	36,750.00	
		106.5 litres milk @35	6078 of 5.5.2014	39,910.00	
		213 litres milk @35	6079 of 5.5.2014	3,727.00	
		1200 kgs veges@35	6082 of 4.6.2014	7,455.00	
		11970 kgs maize grinding@3	6082 of 4.6.2014	42,000.00	
		348 litres milk @35	6082 of 4.6.2014	35,910.00	
		13000 kgs veges@35	6083 of 3.7.2014	12,180.00	
		12057 kgs maize grinding@3	6083 of 3.7.2014	45,500.00	
		90 litres milk @35	6083 of 3.7.2014	36,171.00	
		268 litres milk @35	6084 of 31.7.2014	3,150.00	
		1100 kgs veges@35	6088 of 31.7.2014	9,380.00	
		103 litres milk @50	088 of 31.7.2014	38,500.00	
		1274 kgs veges@35	090 of 28.2.2015	5,150.00	
		138 litres milk @50	090 of 28.2.2015	44,611.00	
		71.5 litres milk @50	091 of 28.2.2015	6,900.00	
		121 kgs meat@400	092 of 27.3.2015	3,575.00	
		1138 kgs veges@35	092 of 25.3.2015	48,400.00	
		162.5 litres milk @50	093 of 27.3.2015	39,830.00	
		23.5 litres milk @50	093 of 31.3.2015	8,125.00	
		500 kgs veges@35	095 of 5.5.2015	1,175.00	
		159.5 litres milk @50	095 of 5.5.2015	17,500.00	
		1200 kgs veges@35	096 of 31.05.2015	7,975.00	
		190 litres milk @50	096 of 31.05.2015	42,000.00	
		470 kgs meat@480	097 of 18.06.2015	9,500.00	
		1000 kgs veges@35	098 of 30.06.2015	225,600.00	
		669 kgs cabbages@55	098 of 30.06.2015	35,000.00	
		210 kgs potatoes@90	098 of 30.06.2015	36,795.00	
		190.5 litresmilk@50	098 of 30.06.2015	18,900.00	
				9,525.00	973,630.89
46	Kisumu Women				
	Oic Kisumu women	213.92 kgs veges@70	31.07.2014		
		20 kgs capsicum @90	31.07.2014	14,974.00	
		10 bags maize@4125	31.08.2014	1,800.00	
		15 kgs capsicum @90	31.08.2014	41,250.00	
		12 kgs carrots@105	31.08.2014	1,350.00	
				1,260.00	

		127 kgs veges@70	31.08.2014		8,890.00	
		265 kgs veges@70	30.09.2014		18,550.00	
		24 kgs capsicum @90	30.09.2014		2,160.00	
		263.5 kgs veges@70	31.10.2014		18,445.00	
		127.3 kgs veges@70	30.11.2014		8,911.00	
		169.4 kgs veges@70	31.12.2014		11,858.00	
		15 k gs fruits@105	31.12.2014		1,575.00	
		289.5 kgs veges@70	31.1.2015		30,408.00	
		161.5 kgs veges@70	31.2.2015		16,989.00	
		174.1 kgs veges@70	31.3.2015		18,280.00	
		73.5 kgs veges@70	30.4.2015		7,717.50	
		22 kgs capsicum @90	30.4.2015		1,980.00	
		285.5 kgs veges@70	31.5.2015		29,977.50	
		73.5 kgs veges@70	30.4.2015		7,717.50	
		32 kgs capsicum @90	31.5.2015		2,880.00	
		8 kgs capsicum @90	30.6.2015		720.00	
		290.4 kgs veges@70	30.6.2015		30,492.00	
	Oic kisumu main	191 kgs veges@70	30.10.2014		13,370.00	291,554.50
47	Bomet					
	Oic Bomet	424.60 kgs sukumawiki@30		Jul-14	12,738.00	
		255.2 kgs sukumawiki@30		Aug-14	7,656.00	
		256.280 kgs sukumawiki@30		Sep-14	7,688.00	
		282.755 kgs sukumawiki@30		Oct-14	8,482.60	
		273.89 kgs sukumawiki@40		Nov-14	10,955.96	
		315.36 kgs sukumawiki@40		Dec-14	12,614.40	
		290.615 kgs sukumawiki@40		Jan-15	11,624.60	
		273.38 kgs sukumawiki@40		Feb-15	10,935.20	
		347.71 kgs sukumawiki@40		Mar-15	13,908.40	
		322.86 kgs sukumawiki@40		Apr-15	12,914.40	
		20 bags mxed beans@7000	14/4/2015		14,000.00	
		364.37 kgs sukumawiki@40		May-15	14,574.80	
		344.14 kgs sukumawiki@40		Jun-15	13,765.60	151,857.96
48	Thika Women					
	Oic Thika Women	203.5 kgs sukumawiki@45		11939	9,157.00	
		60 kgs capsicum@112.5		11939	6,750.00	
		12.43 kgs sukumawiki@45		11940	559.35	
		55.22 kgs sukumawiki@45		11940	2,484.90	
		196.9 kgs sukumawiki@45		11941	8,860.00	
		212.685 kgs sukumawiki@45		2401	9,570.00	
		210.87 kgs sukumawiki@45		2401	9,489.15	
		78.925 kgs sukumawiki@45		2401	3,551.63	
		234.685 kgs sukumawiki@45		2402	10,560.83	60,982.86
49	Kitul					
	Oic Kitul Main	2 bags maite @5000	1540 of 31.07.2014		10,000.00	
		874.5 kgs Kales@20	1540 of 31.07.2014		17,490.00	
		31 litres of Milk@52.50	1540 of 31.07.2014		1,627.50	
		14.88 kgs pawpaws@40	1540 of 31.07.2014		595.20	
		14.88 kgs bananas@40	1540 of 31.07.2014		595.20	
		5 bags of maize @5000	1542 of 1/8.2014		10,000.00	
		872.5 kgs Kales@20	1542 of 1/8.2014		17,450.00	
		31 litres of Milk@52.50	1542 of 1/9.2014		1,627.50	
		14.88 kgs pawpaws@40	1542 of 1/9.2014		595.20	
		14.88 kgs bananas@40	1542 of 1/9.2014		595.20	
		856 kgs Kales@20	1544 of 1.10.2014		17,120.00	
		30 litres of Milk@52.50	1544 of 1.10.2014		1,575.00	
		14.4 kgs bananas@40	1544 of 1.10.2014		576.00	
		14.4 kgs pawpaws@40	1544 of 1.10.2014		576.00	
		886.5 kgs Kales@20	1546 of 3.11.2014		17,730.00	
		31 litres of Milk@52.50	1546 of 3.11.2014		1,627.00	
		14.88 kgs pawpaws@40	1546 of 3.11.2014		595.00	
		14.88 kgs bananas@40	1546 of 3.11.2014		595.00	
		875.5 kgs Kales@20	4902 of 2.12.2014		17,510.00	
		30 litres of Milk@52.50	4902 of 2.12.2014		1,575.00	
		14.4 kgs pawpaws@40	4902 of 2.12.2014		576.00	
		14.4 kgs bananas@40	4902 of 2.12.2014		576.00	
		904 kgs Kales@20	1549 of 1.1.2015		45,200.00	
		31 litres of Milk@52.50	1549 of 1.1.2015		1,627.50	
		14.88 kgs pawpaws@40	1549 of 1.1.2015		595.20	
		14.88 kgs bananas@40	1549 of 1.1.2015		595.20	
		833 kgs Kales@20	4905 of 4.03.2015		41,650.00	
		26 litres of Milk@52.50	4905 of 4.03.2015		1,365.00	
		13.44 kgs bananas @40	4905 of 4.03.2015		537.60	
		13.44 kgs pawpaws@40	4905 of 4.03.2015		537.60	
		144.18 kgs capsicum@50	4905 of 4.03.2015		7,209.00	
		3 bags maize@4500	4905 of 4.03.2015		13,500.00	
		3 bags maize@4500	4907 of 2.4.2015		27,000.00	
		31 litres of Milk@52.50	4907 of 2.4.2015		1,627.50	
		867 kgs Kales@50	4907 of 2.4.2015		43,350.00	
		474.48 kgs capsicum@50	4907 of 2.4.2015		23,724.00	
		14.88 kgs pawpaws@40	4907 of 2.4.2015		595.20	
		14.88 kgs bananas@40	4907 of 2.4.2015		595.20	
		3 bags maize@4500	4910 of 2.6.2015		13,500.00	
		877 kgs Kales@50	4910 of 2.6.2015		43,850.00	
		38 litres of Milk@52.50	4910 of 2.6.2015		1,995.00	
		480.24 kgs capsicum@50	4910 of 2.6.2015		24,012.00	
		18.24 kgs pawpaws@40	4910 of 2.6.2015		729.60	
		18.24 kgs bananas@40	4910 of 2.6.2015		729.60	
		993 kgs Kales@50	4912 of 2.6.2015		46,650.00	
		43.5 litres of Milk@52.50	4912 of 2.6.2015		2,283.75	
		509.43 kgs capsicum@50	4912 of 2.6.2015		25,471.50	
		23.76 kgs pawpaws@40	4912 of 2.6.2015		950.40	
		23.76 kgs bananas@40	4912 of 2.6.2015		950.40	492,038.05
50	Eldoret main					

Oic kisumu main	100 bags maize@3000	7008 of 1.2.2011	300,000.00	
Oic Eldama Ravine	100 bags maize@3000	7011 f 24.2.2011	300,000.00	
Oic eldoret main	186 bags maize@3000	1461 of 27.3.2014	558,000.00	
Oic Nakuru main	600 bags maize@3000	6509 of 28.1.2013	1,800,000.00	
Oic eldoret main	100 bags maize@3000	1452 of 28.4.2014	300,000.00	
oic Athi river	100 bags maize@3000	6547 of 31.1.2015	300,000.00	
Oic eldoret main	500 bags maize@3000	6546 of 31.1.2015	1,500,000.00	
Oic kamiti main	100 bags maize@3000	1458 of 6.8.2015	300,000.00	
Oic Embu main	100 bags maize@3000	6549 of 19.3.2015	300,000.00	
Oic kamiti medium	100 bags maize@3000	1452 of 16.4.2015	300,000.00	
oic Athi river	100 bags maize@3000	1451 of 18.4.2015	300,000.00	
Oic kajiado	100 bags maize@3000	1453 of 20.05.2015	300,000.00	
Oic Eldoret women	50 bags maize@3000	1455 of 12.6.2015	150,000.00	
Oic Langata women	50 bags maize@3000	1456 of 15.6.2015	150,000.00	
Oic Nairobi remand	100 bags maize@3000	1457 of 15.6.2015	300,000.00	
Oic Kamiti main	100 bags maize@3000	1459 of 12.6.2015	300,000.00	
Oic Eldoret main	500 bags maize@3000	1460 of 28.6.2015	1,500,000.00	
Oic eldoret main	2000 kgs sukumawiki@50	6529 of 8.2.2013	100,000.00	
	800 kgs sukumawiki@50	6530 of 9.3.2013	40,000.00	
	800 kgs sukumawiki@50	6525 of 18.9.2013	40,000.00	
	800 kgs sukumawiki@50	6531 of 10.2.2013	40,000.00	
	500 kgs sukumawiki@50	6531 of 15.11.2013	25,000.00	
	800 kgs sukumawiki@50	30.11.2013	40,000.00	
	600 kgs sukumawiki@50	6526 of 28.6.2014	30,000.00	
	600 kgs sukumawiki@50	6544 of 9.1.2014	30,000.00	
	400 kgs sukumawiki@50	6544 of 14.9.2014	20,000.00	
	1000 kgs sukumawiki@50	6545 of 10.11.2014	50,000.00	
	1000 kgs sukumawiki@50	6545 of 30.10.2014	50,000.00	
	500 kgs sukumawiki@50	6545 of 01.11.2014	25,000.00	
	500 kgs sukumawiki@50	6545 of 10.11.2014	25,000.00	
	500 kgs sukumawiki@50	6545 of 06.12.2014	25,000.00	
	500 kgs sukumawiki@50	6545 of 09.12.2014	25,000.00	
	1160 kgs Capsicum @100	6533 of 31.12.2013	116,000.00	
	1669 kgs Capsicum @100	6534 of 31.01.2014	166,900.00	
	1200 kgs Capsicum @100	6535 of 28.2.2014	120,000.00	
	1200 kgs Capsicum @100	6541 of 31.6.2014	120,000.00	10,045,900.00
51 Machakos Women				
Oic Machakos Women	1888.80 kgs sukumawiki@80	1.7.2014-30.6.2015	151,104.00	
	200 litres milk@60	22.7.2014	12,000.00	
	4 bags maiteposho @60	1.9.2014	27,200.00	
	300 litres milk@60	22.9.2014	18,000.00	
	7 kgs meat@540	8.12.2014	3,780.00	
	200 litres milk@60	8.1.2015	12,000.00	
	300 litres milk@60	8.2.2015	18,000.00	
	2 kgs tomatoes@200	15.2.2015	400.00	
	1 bag maize whole@4800	22.2.2015	4,800.00	
	2 kgs tomatoes@200	22.2.2015	400.00	
	2 kgs tomatoes@200	1.3.2015	400.00	
	2 kgs tomatoes@200	8.3.2015	400.00	
	50kgs rosecoco@130	15.3.2015	6,500.00	
	200 litres milk@60	22.3.2015	12,000.00	
	200 litres milk@60	22.4.2015	12,000.00	
	200 litres milk@60	22.5.2015	18,000.00	296,984.00
52 kisumu M/S				
Oic kisumu main	226 bags grinding maize@472.5	068 of 31.5.2013	106,785.00	
	230 bags grinding maize@472.5	072 of 31.6.2013	108,675.00	
	237 bags grinding maize@472.5	081 of 31.7.2013	11,982.50	
	284 bags grinding maize@472.5	085 of 31.8.2013	134,190.00	
	253 bags grinding maize@472.5	088 of 31.9.2013	119,542.50	
	306 bags grinding maize@472.5	094 of 31.10.2013	144,585.00	
	298 bags grinding maize@472.5	099 of 31.11.2013	140,805.00	
	263 bags grinding maize@472.5	4451 of 31.12.2013	124,267.50	
	366 bags grinding maize@472.5	4459 of 31.1.2014	172,935.00	
	236 bags grinding maize@472.5	4463 of 28.2.2014	111,510.00	
	313 bags grinding maize@472.5	4466 of 31.3.2014	147,892.50	
	302 bags grinding maize@472.5	4469 of 31.4.2014	142,695.00	
	257 bags grinding maize@472.5	4473 of 31.5.2014	121,432.50	
	309 bags grinding maize@472.5	4478 of 31.6.2014	146,002.50	
	289 bags grinding maize@540	4484 of 31.7.2014	156,060.00	
	288 bags grinding maize@540	4485 of 31.8.2014	155,520.00	
	277 bags grinding maize@540	4491 of 31.9.2014	149,580.00	
	313 bags grinding maize@540	4496 of 31.10.2014	169,020.00	
	235 bags grinding maize@540	4498 of 31.11.2014	126,900.00	
	192 bags grinding maize@540	003 of 31.12.2014	103,680.00	
	286 bags grinding maize@540	008 of 28.1.2015	154,440.00	
	156 bags grinding maize@540	0016 of 28.2.2015	84,240.00	
	325 bags grinding maize@540	0019 of 31.3.2015	175,500.00	
	229 bags grinding maize@540	0024 of 30.04.2015	123,660.00	
	237 bags grinding maize@540	0027 of 31.5.2015	127,980.00	
	289 bags grinding maize@540	0033 of 3.6.2015	156,060.00	
Oic kisumu m/s	68 bags grinding maize@472.5	069 of 31.5.2013	32,130.00	
	85 bags grinding maize@472.5	070 of 31.6.2013	40,163.00	
	87 bags grinding maize@472.5	082 of 31.7.2013	41,107.50	
	80 bags grinding maize@472.5	085 of 31.8.2013	37,800.00	
	92 bags grinding maize@472.5	077 of 31.9.2013	43,470.00	
	98 bags grinding maize@472.5	093 of 31.10.2013	46,305.00	
	61 bags grinding maize@471.5	097 of 31.11.2013	28,822.50	
	76 bags grinding maize@472.5	4453 of 31.12.2013	35,910.00	
	68 bags grinding maize@472.5	4458 of 31.1.2014	32,130.00	
	67 bags grinding maize@472.5	4464 of 28.2.2014	31,657.50	
	84 bags grinding maize@472.5	4468 of 31.3.2014	39,690.00	
	83 bags grinding maize@472.5	4471 of 31.4.2014	39,217.50	
	96 bags grinding maize@472.5	4475 of 31.5.2014	45,360.00	
	82 bags grinding maize@472.5	4477 of 31.6.2014	38,745.00	
	81 bags grinding maize@540	4482 of 31.7.2014	38,272.50	

	82 bags grinding maize@540	4487 of 31.8.2014		
	73 bags grinding maize@540	4490 of 31.9.2014	44,280.00	
	69 bags grinding maize@540	4494 of 31.10.2014	39,420.00	
	62 bags grinding maize@540	4499 of 31.11.2014	37,260.00	
	535 kgs sukumawiki@97.50	2629676 of 14.10.2013	33,480.00	
	473 kgs sukumawiki@97.50	2629677 of 29.10.2013	52,162.50	
	506 kgs sukumawiki@97.50	2629678 of 19.11.2013	46,117.50	
	269 kgs sukumawiki@97.50	2629679 of 29.11.2013	49,335.00	
	436 kgs sukumawiki@97.50	2629684 of 14.12.2013	26,227.50	
	156 bags grinding maize@5025	2629683 of 25.12.2013	42,510.00	
	426 kgs sukumawiki@97.50	2629685 of 31.12.2013	783,900.00	
	24 bags grinding maize@5025	2629686 of 31.12.2013	41,535.00	
	853 kgs sukumawiki@97.50	2629687 of 31.1.2014	120,600.00	
	90 bags supply of maize@5025	2629688 of 31.01.2014	83,167.50	
	444 kgs sukumawiki@97.50	2629697 of 15.02.2014	452,250.00	
	343 kgs sukumawiki@97.50	2629698 of 27.02.2014	43,290.00	
	459 kgs sukumawiki@97.50	4665901 of 15.3.2014	33,442.50	
	425 kgs sukumawiki@97.50	4665902 of 30.3.2014	44,752.50	
	430 kgs sukumawiki@97.50	4665909 of 14.04.2014	41,437.50	
	485 kgs sukumawiki@97.50	4665910 of 29.4.2014	41,925.00	
	582 kgs sukumawiki@97.50	4665920 of 17.5.2014	47,287.50	
	472 kgs sukumawiki@97.50	4665921 of 31.5.2014	56,745.00	
	465 kgs sukumawiki@97.50	4665928 of 14.6.2014	46,020.00	
	482 kgs sukumawiki@97.50	4665929 of 29.6.2014	45,337.50	
	471 kgs sukumawiki@97.50	4665934 of 13.7.2014	46,995.00	
	479 kgs sukumawiki@97.50	4665935 of 29.7.2014	45,922.50	
	573 kgs sukumawiki@105	4665961 of 17.8.2014	46,702.50	
	477 kgs sukumawiki@105	4665962 of 31.8.2014	60,165.00	
	448 kgs sukumawiki@105	4665963 of 16.10.2014	50,085.00	
	346 kgs sukumawiki@105	4665964 of 30.10.2014	47,040.00	
	569 kgs sukumawiki@105	4665936 of 18.9.2014	36,330.00	
	269 kgs sukumawiki@105	4665937 of 29.9.2014	59,745.00	
	551 kgs sukumawiki@105	4665969 of 20.11.2014	28,245.00	
	278 kgs sukumawiki@105	4665970 of 30.11.2014	57,855.00	
	63 bags grinding maize@540	001 of 31.12.2014	29,190.00	
	278 kgs sukumawiki@105	111-4665972 of 16.12.2014	34,020.00	
	43 bags supply maize@4125	004 of 30.12.2014	87,255.00	
	58 bags grinding maize@540	006 of 27.1.2015	177,375.00	
	732 kgs sukumawiki@105	111-4665975 of 16.12.2014	31,320.00	
	105 bags supply maize@4125	4665941 of 15.2.2015	76,860.00	
	71 bags grinding maize@540	020 of 31.3.2015	433,125.00	
	947 kgs sukumawiki@105	511-4665977 of 31.3.2015	38,340.00	
	100kgs rice@10350	022 of 18.3.2015	99,435.00	
	69 bags grinding maize@540	025 of 30.4.2015	414,000.00	
	952 kgs sukumawiki@105	111 4665979 of 28.4.2015	37,260.00	
	72 bags grinding maize@540	028 of 31.5.2015	99,960.00	
	951 kgs sukumawiki@105	111 4665950 of 31.5.2015	38,880.00	
	76 bags grinding maize@540	031 of 30.6.2015	99,855.00	
	851 kgs sukumawiki@105	111 4665982 of 30.6.2015	41,040.00	
Oic Kisumu Women	20 bags grinding maize@540	4492 of 30.9.2014	89,355.00	
	17 bags grinding maize@540	4495 of 30.10.2014	10,800.00	
	19 bags grinding maize@540	4497 of 31.11.2014	9,180.00	
	64 kgs sukumawiki@105	4665966 of 21.11.2014	10,260.00	
	70 kgs sukumawiki@105	4665967 of 28.11.2014	6,730.50	
	19.5 kgs sukumawiki@105	4665968 of 30.11.2014	7,350.00	
	18 bags grinding maize@540	002 of 31.12.2014	2,047.50	
	143.5 kgs sukumawiki@105	511-4665939 of 16.12.2014	9,720.00	
	19 bags grinding maize@540	010 of 31.1.2015	15,067.50	
	18 bags grinding maize@540	014 of 28.2.2015	10,260.00	
	19 bags grinding maize@540	018 of 31.3.2015	9,720.00	
	18 bags grinding maize@540	023 of 30.04.2015	10,260.00	
	19 bags grinding maize@540	029 of 31.5.2015	9,720.00	
	19 bags grinding maize@540	034 of 30.6.2015	10,260.00	
52 Narok				8,677,193.50
Oic Narok	640 kgs veges@90	109488 of 28.2.2013		
	804.5 kgs veges@90	109491 of 31.5.2013	57,600.00	
	153.5 kgs veges@90	109492 of 30.6.2013	72,405.00	
	204.5 kgs veges@90	3201 of 31.7.2013	13,815.00	
	10 bags beans@9000	3202 of 01.8.2013	18,405.00	
	171.5 kgs veges@90	3206 of 01.11.2013	90,000.00	
	575.5 kgs veges@90	3207 of 01.12.2013	15,435.00	
	535 kgs veges@90	3208 of 31.1.2014	51,795.00	
	742.5 kgs veges@90	3209 of 01.2.2014	48,150.00	
	766.5 kgs veges@90	3210 of 01.3.2014	66,825.00	
	725.5 kgs veges@90	3211 of 30.4.2014	68,985.00	
	633.5 kgs veges@90	3212 of 24.5.2014	65,295.00	
	5 bags beans@9000	3213 of 16.6.2014	57,015.00	
	160 kgs veges@90	3214 of 01.9.2014	45,000.00	
	224.5 kgs veges@90	3215 of 16.9.2014	14,400.00	
	219.5 kgs veges@90	3216 of 15.10.2014	20,205.00	
	208.5 kgs veges@90	3217 of 05.11.2014	19,755.00	
	791 kgs veges@90	3218 of 01.12.2014	18,765.00	
	418 kgs veges@90	3225 of 31.1.2015	71,190.00	
	53.5 litres milk@70	3226 of 31.1.2015	37,620.00	
	647.5 kgs veges@90	3227 of 28.2.2015	3,745.00	
	56 litres milk@70	3228 of 28.02.2015	58,275.00	
	754.5 kgs veges@90	3229 of 31.3.2015	3,920.00	
	62 litres milk@70	3231 of 31.3.2015	67,905.00	
	60 litres milk@70	3232 of 30.4.2015	4,340.00	
	740 kgs veges@90	3233 of 30.04.2015	4,200.00	
	475.5 kgs veges@90	3234 of 31.05.2015	66,600.00	
	62 litres milk@70	3235 of 31.5.2015	42,795.00	
	585 kgs veges@90	3236 of 30.6.2015	4,340.00	
	60 litres milk@70	3237 of 30.6.2015	52,650.00	
			4,340.00	1,165,770.00
53 Kericho Women				

Oic Kericho Women	323.5 kgs sukumawiki@56.25	43 of 30.6.2013		18,196.90		
	569.5 kgs sukumawiki@56.25	44 of 31.10.2013		32,034.50		
	764 kgs sukumawiki@60	44 of 31.10.2013		45,840.00		
	300 kgs wimbi flour@187.5	44 of 31.10.2013		56,250.00		
	182.5 kgs sukumawiki@60	45 of 30.11.2013		10,950.00		
	174 kgs sukumawiki@60	46 of 31.12.2013		10,440.00		
	156 kgs sukumawiki@60	47 of 31.1.2014		9,360.00		
	147.5 kgs sukumawiki@60	48 of 28.2.2014		8,850.00		
	170.5kgs sukumawiki@60	51 of 31.3.2014		10,230.00		
	178 kgs sukumawiki@60	52 of 30.4.2014		10,680.00		
	264 kgs sukumawiki@60	53 of 31.5.2014		15,840.00		
	258 kgs sukumawiki@60	54 of 30.6.2015		15,480.00		
	241.4 kgs sukumawiki@60	55 of 31.7.2014		14,490.00		
	230 kgs sukumawiki@60	55 of 31.8.2014		13,800.00		
	205 kgs sukumawiki@60	55 of 30.9.2014		12,300.00		
	190 kgs sukumawiki@60	55 of 31.10.2014		11,430.00		
	165.5 kgs sukumawiki@60	55 of 30.11.2014		9,930.00		
	154 kgs sukumawiki@60	55 of 31.12.2014		9,240.00		
	171 kgs sukumawiki@60	55 of 31.1.2015		10,290.00		
	188.5 kgs sukumawiki@60	55 of 28.2.2015		11,310.00		
	214.5 kgs sukumawiki@60	31.3.2015		12,870.00		
	215.5 kgs sukumawiki@60	30.4.2015		12,930.00		
	218 kgs sukumawiki@60	31.5.2015		12,960.00		
	209 kgs sukumawiki@60	30.6.2015		12,540.00		
	338 kgs sukumawiki@60	4053 of 30.4.2015		20,280.00		
	327 kgs sukumawiki@60	4054 of 30.6.2015		19,620.00	428,141.40	
	S4 Kwale					
	Oic kwale	3121.5 kgs veges@56	5518 of 30.6.2015		174,804.00	
		656 kgs veges@56	5516 of 31.02.2015		36,736.00	
		648 kgs veges@56	5514 of 31.12.2014		36,616.00	
		1378 kgs veges@56	5513 of 30.11.2014		77,196.00	
		2253 kgs veges@56	5511 of 30.09.2014		126,168.00	
	1300.5 kgs veges@56	5506 of 30.6.2014		72,828.00		
	1169 kgs veges@56	5504 of 30.4.2014		65,464.00		
	538 kgs veges@56	5502 of 28.2.2014		30,128.00		
	1992.5 kgs veges@56	4200 of 30.11.2013		111,580.00		
	648.5 kgs veges@56	4195 of 31.7.2013		36,316.00		
	1294 kgs veges@56	4194 of 31.5.2013		72,492.00		
	1991 kgs veges@56	4192 of 31.8.2013		111,496.00		
	655.5 kgs veges@56	4185 of 30.4.2013		36,708.00		
	1764.5 kgs veges@56	4184 of 31.03.2013		98,812.00		
	1814 kgs veges@64	4177 of 30.06.2012		116,096.00		
	2723 kgs veges@64	4172 of 31.05.2012		174,272.00		
	1755.5 kgs veges@64	4180 of 31.12.2012		112,352.00		
	35 bags maize @4400	5520 of 16.9.2014		154,000.00		
	120 bags maize @4400	4193 of 16.9.2013		582,000.00		
	24 bags maize @4400	1675208 of 7.11.2012		105,600.00		
	17 bags maize @4400	4167 of 29.2.2012		74,800.00	2,406,464.00	
S5 Murang'a						
	891.945 kgs sukumawiki @ 40/-	31/3/14		35,677.80		
	138.5 ltrs milk @ 35/-	31/3/2014		4,847.50		
	Bananas 33 bunches @70/-	31/3/2014		2,310.00		
	Dried maize 260kgs @50/-	31/3/2014		13,000.00		
	Sukumawiki 1040.865 kgs @ 40/-	30/4/2014		41,634.60		
	Avocado 40 kgs @45/-	30/4/2014		1,800.00		
	Bananas 16 bunches @70/-	30/4/2014		11,620.00		
	Paw paws 11 kgs @ 60/-	30/4/2014		660.00		
	Fresh milk 143 ltrs @35/-	30/4/2014		5,005.00		
	Sukumawiki 510.680 kgs @ 40/-	31/5/2014		20,427.20		
	Fresh milk 115 ltrs @35/-	31/5/2014		4,025.00		
	Bananas 18 bunches @70/-	31/5/2014		1,260.00		
	Sukumawiki 291.975 kgs @40/-	30/6/2014		11,679.00		
	Fresh milk 93 ltrs @35/-	30/6/2014		3,255.00		
	Bananas 26 bunches @70/-	30/6/2014		1,120.00		
	Avocado 60 kgs @45/-	30/6/2014		2,700.00		
	Milk 30 ltrs @35/-	31/7/2014		1,050.00		
	Bananas 30 bunches @70/-	31/7/2014		2,100.00		
	sukumawiki 476.235 kgs@40/-	31/8/2014		19,049.40		
	Bananas 20 bunches @70/-	31/8/2014		1,400.00		
	firewood 5 tones @4,000/-	31/8/2014		20,000.00		
	sukumawiki 278.840 kgs @40/-	30/9/2014		11,153.60		
	Dried maize 23kgs @5000/-	30/9/2014		115,000.00		
	Banansa 37 bunches @70/-	30/9/2014		2,590.00		
	Sukumawiki 245.290 kgs @40/-	31/10/2014		9,811.60		
	Bananas 27 bunches @70/-	31/10/2014		1,890.00		
	Sukumawiki 581.950 kgs@ 40/-	30/11/2014		23,278.00		
	milk 60 ltrs @35/-	30/11/2014		2,100.00		
	banansa 55 bunches @70/-	30/11/2014		3,850.00		
	pawpaw 13kgs @60/-	30/11/2014		780.00	375,073.70	
S6 Shimo B.I						
	Oranges 40 kgs	5810 of 30/9/2013				
	2 bags of beans 90 kgs	*				
	Green vegetables 551 kgs	*		58,575.00		
	Oranges 219 kgs	*				
	Green vegetables 656 kgs	5820 of 31/5/2014		60,450.00		
	oranges 150kgs	*				
	Vegetables 653 kgs	5822 of 31/8/2014		47,831.00		
	oranges 30.3 kgs	*				
	Green vegetables 577 kgs	5824 of 30/9/2014		103,981.00		
	Oranges 660 kgs	*				
	Tomatoes 148.62 kgs	*				
	Green vegetables 603.5 kgs	5826 of 31/11/2014		285,501.00		
	Oranges 483.3 kgs	*				
	Maize 34 bags of 90 kgs	*				
	Fresh cow meat 29.5 kg	5828 of 31/12/2014		56,628.75		
	oranges	*				

	Green vegetables	*			
	Green vegetables 563.4 kgs	5829 of 31/1/2015		59,375.00	
	Fresh cow meat 29. kg	*			
	Oranges 15.6 kgs	*			
	Green vegetables 489.7 kgs	5822 of 2/3/2015		40,933.50	
	oranges 181.2 kgs	*			
	Green vegetables 546.7 kgs	027 of 31/3/2015		39,095.70	
	Green vegetables 99.9 kgs	*			
	Green vegetables 250.6kgs	5833 of 4/5/2015		26,490.00	
	oranges 102.6 kgs	*			
	oranges 102.6 kgs	*			
	Vegetables 583.7 kgs kgs	5834 of 3/6/2015		52,327.50	
	Oranges 114.0 kgs	*			
	Oranges/mangoes 126 kgs	5836 of 31/7/2015		45,781.50	
	Green vegetables 629.15 kgs	*			
	Green vegetables 580.00 kgs	5837 of 31/8/2015		44,300.50	921,270.45
57	Shimo women				
	Oic Shimo Women				
	420 kgs kunde @100	2956 of 30.6.2014		42,000.00	
	200kgs oranges@100	2957 of 08.08.2014		20,000.00	
	10 tonnes firewood@2800	3915 of 30.09.2014		28,000.00	
	60 kgs tomatoes@100	3017 of 28.10.2014		6,000.00	
	560kgs oranges@100	3918 of 28.10.2014		56,000.00	
	60 kgs tomatoes@100	3918 of 20.10.2014		6,000.00	

	400kgs oranges@100	3920 of 20.10.2014		
	120kgs oranges@100	3921 of 31.12.2014	40,000.00	
	465 kgs kunde @100	3921 of 31.12.2014	12,000.00	
	750 kgs kunde @100	3922 of 31.12.2014	46,500.00	
	100kgs oranges@100	3922 of 31.12.2014	75,000.00	
	465 kgs kunde @100	3923 of 2.02.2015	10,000.00	
	150kgs kunde @70	3924 of 28.2.2015	37,200.00	
	280kgs oranges@85	3924 of 28.2.2015	10,500.00	
	46 kgs beef@450	3925 of 30.4.2015	23,800.00	
	23 kgs beef@480	3928 of 23.5.2015	20,700.00	
	450kgs kunde @70	3926 of 29.5.2015	10,350.00	
	465kgs kunde @70	3927 of 31.5.2015	31,500.00	
	450kgs kunde @70	3930 of 30.6.2015	32,550.00	
	305kgs kunde @70	3930 of 30.6.2015	31,500.00	
			21,350.00	
58 Kangeta				560,950.00
Oic kangeta	1896.5 kgs sukumawiki@30	5258 of 31.1.2014		
	1858 kgs sukumawiki@30	5259 of 28.2.2014	56,895.00	
	1440 kgs sukumawiki@30	5260 of 31.3.2014	55,740.00	
	10 bags of potatoes@4500	5261 of 31.3.2014	43,200.00	
	841 kgs sukumawiki@30	5262 of 30.4.2014	45,000.00	
	1775 kgs sukumawiki@30	5263 of 31.5.2014	25,230.00	
	1927 kgs sukumawiki@30	5264 of 30.6.2014	53,250.00	
	1943.5 kgs sukumawiki@30	5265 of 31.7.2014	57,810.00	
	969 kgs sukumawiki@40	5266 of 30.11.2014	58,305.00	
	1922 kgs sukumawiki@40	5268 of 31.12.2014	38,760.00	
	2023 kgs sukumawiki@40	5269 of 31.01.2015	76,880.00	
	40 bags of potatoes@4500	5267 of 31.01.2015	80,920.00	
	1710 kgs sukumawiki@40	9351 of 31.5.2015	180,000.00	
	2023 kgs sukumawiki@40	5270 of 30.6.2015	68,400.00	
			80,140.00	
59 Mwea				920,530.00
	294.5 ltrs milk @60	11184 of 31.7.2014		
	1105 kgs veges @15	11184 of 31.7.2014	17,670.00	
	3700 kgs rice @180	11184 of 31.7.2014	16,575.00	
	21 tonnes firewood@4500	11185 of 31.7.2014	666,000.00	
	1159.5 kgs veges @15	11190 of 31.8.2014	94,500.00	
	318.5 ltrs milk @60	11190 of 31.8.2014	17,392.00	
	800 kgs rice @180	11190 of 31.8.2014	19,110.00	
	50 tonnes firewood@4500	11191 of 31.8.2014	144,000.00	
	315 ltrs milk @60	11193 of 30.9.2014	225,000.00	
	1144.5 kgs sukumawiki@15	11193 of 30.9.2014	189,000.00	
	42 tonnes firewood@4500	11194 of 30.9.2014	17,167.00	
	325.5 ltrs milk @60	11195 of 31.10.2014	189,000.00	
	1179 kgs sukumawiki@15	11197 of 31.10.2014	19,530.00	
	21 tonnes firewood@4500	11197 of 31.10.2014	17,692.00	
	315 ltrs milk @60	11198 of 30.11.2014	94,500.00	
	1179 kgs sukumawiki@15	11198 of 30.11.2014	18,900.00	
	63 tonnes firewood@4500	11198 of 30.11.2014	17,685.00	
	325.5 ltrs milk @60	11198 of 31.12.2014	283,500.00	
	1135 kgs sukumawiki@15	11198 of 31.12.2014	19,530.00	
	35 tonnes firewood@4500	11198 of 31.12.2014	17,025.00	
	325.5 ltrs milk @60	11198 of 31.01.2015	157,500.00	
	1088 kgs sukumawiki@15	11198 of 31.01.2015	19,530.00	
	21 tonnes firewood@4500	11198 of 31.01.2015	16,320.00	
	4000 kgs rice @180	11198 of 31.01.2015	94,500.00	
	294 ltrs milk @60	11198 of 28.02.2015	720,000.00	
	481.5 kgs sukumawiki@15	11198 of 28.02.2015	17,640.00	
	21 tonnes firewood@4500	11198 of 28.02.2015	7,222.50	
	5000 kgs rice @180	11198 of 28.02.2015	94,500.00	
	325.5 ltrs milk @60	11198 of 31.03.2015	900,000.00	
	583 kgs mangoes @60	11198 of 31.03.2015	19,530.00	
	28 tonnes firewood@4500	11198 of 31.03.2015	34,980.00	
	3500 kgs rice @180	11198 of 31.03.2015	126,000.00	
	798 kgs veges@15	11198 of 30.04.2015	630,000.00	
	315 ltrs milk @60	11198 of 30.04.2015	11,970.00	
	21 tonnes firewood@4500	11198 of 30.04.2015	18,900.00	
	3000 kgs rice @180	11198 of 30.04.2015	94,500.00	
	325.5 ltrs milk @70	7551 of 31.5.2015	540,000.00	
	33 tonnes firewood@4500	7552 of 31.5.2015	22,785.50	
	3000 kgs rice @180	7551 of 31.5.2015	148,500.00	
	1041.5 kgs veges@15	7551 of 31.5.2015	540,000.00	
	36 bags of maize@5900	7551 of 31.5.2015	15,622.50	
	318 ltrs milk @60	7553 of 30.6.2015	212,400.00	
	1018 kgs veges@15	7553 of 30.6.2015	19,080.00	
	28 tonnes firewood@4500	7554 of 30.6.2015	15,270.00	
			126,000.00	
60 KIBOS MEDIUM				686,526.50
	135 Bags grinding@150	4520 of 31.7.2014		
	148 Bags grinding@150	4522 of 31.8.2014	20,250.00	
	137 Bags grinding@150	4526 of 30.9.2014	22,200.00	
	1320 kgs veges @80	4524 of 30.9.2014	20,550.00	
	160 Bags grinding@150	4533 of 31.10.2014	105,600.00	
	1380 kgs veges @80	4532 of 31.10.2014	24,000.00	
	129 Bags grinding@150	4542 of 30.11.2014	110,400.00	
	1200 kgs veges @80	4541 of 30.11.2014	19,350.00	
	159 Bags grinding@150	4543 of 30.11.2014	96,000.00	
	1380 kgs veges @80	4541 of 30.12.2014	23,850.00	
	133 Bags grinding@150	4548 of 30.1.2015	11,400.00	
	1140 kgs veges @80	4547 of 31.1.2015	19,950.00	
	160 Bags grinding@150	2255 of 28.2.2015	91,200.00	
	402.5 kgs freshbeef @490	2258 of 31.3.2015	24,000.00	
	146 Bags grinding@150	2256 of 31.3.2015	197,225.00	
			21,900.00	

	900 kgs veges @ 80	2265 of 30.4.2015	92,000.00	
	160 Bags grinding@150	2254 of 30.4.2015	24,000.00	
	160 Bags grinding@150	8452 of 31.5.2015	24,000.00	
	1322 kgs veges @ 80	8453 of 31.5.2015	105,760.00	
	160 Bags grinding@150	8456 of 30.6.2015	24,000.00	
	1901 kgs veges @ 80	8457 of 30.6.2015	152,120.00	
	54 Bags grinding@150	4519 of 31.7.2014	8,100.00	
	846.5 kgs veges @ 80	4517 of 31.7.2014	67,720.00	
	42 Bags grinding@150	4523 of 31.8.2014	6,300.00	
	836.5 kgs veges @ 80	4521 of 31.8.2014	66,920.00	
	55 Bags grinding@150	4527 of 30.9.2014	8,250.00	
	806 kgs veges @ 80	4525 of 30.9.2014	64,480.00	
	43 Bags grinding@150	4531 of 31.10.2014	6,450.00	
	829 kgs veges @ 80	4530 of 31.10.2014	66,320.00	
	89 kgs sorghum @ 4400	4537 of 13.10.2014	352,000.00	
	15 bags rice @9200	4538 of 7.11.2014	138,000.00	
	38 Bags grinding@150	4540 of 30.11.2014	5,700.00	
	771.5 kgs veges @ 80	4539 of 30.11.2014	61,720.00	
	40 Bags grinding@150	4545 of 31.12.2014	6,000.00	
	764.5 kgs veges @ 80	4544 of 31.12.2014	61,160.00	
	41 Bags grinding@150	4550 of 31.1.2015	6,150.00	
	792 kgs veges @ 80	4549 of 31.1.2015	63,360.00	
	70 kgs sorghum @ 4400	2251 of 13.2.2015	308,000.00	
	18.5 bags rice @9200	2252 of 20.2.2015	170,200.00	
	40 Bags grinding@150	2254 of 28.2.2015	6,000.00	
	727 kgs veges @ 80	2253 of 28.2.2015	58,160.00	
	179.5 kgs freshbeef @490	2259 of 31.3.2015	87,955.00	
	50 Bags grinding@150	2257 of 31.3.2015	7,500.00	
	820.5 kgs veges @ 80	2260 of 31.3.2015	65,640.00	
	40 Bags grinding@150	2267 of 30.4.2015	6,000.00	
	776 kgs veges @ 80	2266 of 30.4.2015	62,080.00	
	20 bags rice @9200	8451 of 27.5.2015	184,000.00	
	783.5 kgs veges @ 80	8454 of 31.5.2015	62,600.00	
	40 Bags grinding@150	8455 of 31.5.2015	6,000.00	
	762 kgs veges @ 80	8460 of 30.6.2015	60,960.00	
	40 Bags grinding@150	8459 of 30.6.2015	6,000.00	3,309,560.00
	GRAND TOTAL			135,542,895.78

SCRAP MACHINERY SCHEDULE FOR YEAR

STATION	YEAR OF PURCHASE	TYPE OF MACHINE	ORIGINAL COST	SCRAP VALUE	
Eldoret	1984	Messay Fuuguson	600,000	60,000	60,000
Mwea	1979	Tractor Int	300,000	30,000	
Mwea	1980	"	300,000	30,000	
Mwea	1979	"	300,000	30,000	
Mwea	1979	"	150,000	15,000	105,000
Maranjau	1980	Irrigation plant	45,000	4,500	
"	1981	Hurrow	10,000	1,000	
"	1984	Irrigation plant	50,000	5,000	
"	1985	International	300,000	30,000	40,500
Hindi	1980	Tractor 475 - Int.	300,000	30,000	30,000
Homa Bay	1979	Tractor 475 - Int.	300,000	30,000	30,000
Kisumu Annexe	1979	Tractor 574	300,000	30,000	
"	1979	Disc, Int.	18,000	1,800	31,800
KITALE REMAND	1980	Trailer	30,000	3,000	
"	1980	Maize Sheller	10,000	1,000	
"	1980	Plough	30,000	3,000	
"	1982	Int. Tractor	40,000	4,000	
"	1982	Plough	30,000	3,000	
"	1983	trailer	40,000	4,000	48,000
"EMBU	1980	Plough	28,000	2,800	
"	1984	Water Pump	185,000	18,500	
"	1985	Chaff Cutter	7,000	700	22,000
RUIRU	1979	Tractor Int. 475	300,000	30,000	
"	1979	Plough Horrow	62,000	6,200	36,200
KITALE MAIN	1979	Tractor Int. 475	250,000	25,000	
"	1972	Massey Furguson	300,000	30,000	
"	1972	Massey Furguson (165)	300,000	30,000	
"	1980	Messy Furguson	300,000	30,000	
"	1980	Messy Furguson	300,000	30,000	
"	1980	Planter	15,000	1,500	
"	1980	Planter	15,000	1,500	
"	1980	Maize sheller	10,000	1,000	
"	1979	Electric machine	36,000	3,600	
"	1979	Lister Engine	60,000	6,000	
"	1979	Water Pump	175,000	17,500	
"	1979	Water Pump`	175,000	17,500	
"	1979	Chaff Cutter	5,000	500	
"	1979	Mould Board	10,000	1,000	
"	1979	Water Pump Large	200,000	20,000	

