


Approved for tabling in the House.

REPUBLIC OF KENYA

8/6/2022  
SNA



TWELFTH PARLIAMENT – SIXTH SESSION

DATE: 09 JUN 2022

DAY: Thursday

THE NATIONAL ASSEMBLY

TABLED BY:

Chairperson, Committee on NGCDF

CLERK-AT-THE-TABLE:

G. Chebet

**COMMITTEE ON NATIONAL GOVERNMENT CONSTITUENCIES DEVELOPMENT FUND**

**EXIT REPORT**

**FOR**

**12<sup>TH</sup> PARLIAMENT**

**(2017-2022)**

**Directorate of Audit, Appropriations and Other Select Committees  
National Assembly  
Parliament Buildings  
NAIROBI**

June, 2022

Table of Contents

CHAIRPERSON'S FORWED.....4

PREFACE .....8

1.1 Establishment of Committee .....8

1.2 Mandate of the Committee .....8

1.3 Committee Membership .....9

1.4 Committee Secretariat .....14

BACKGROUND INFORMATION.....1

1.1 Legal framework .....1

3.0 ACHIEVEMENTS.....3

3.1 Legislation.....3

3.1.1 Bills .....3

3.1.2 Legislative Proposals.....3

3.2 OVERSIGHT .....4

3.3.3 Public Vetting.....4

3.2.2 Oversight Milestones (Policy, Structural and Administrative) .....6

IMPLEMENTATION OF THE NG-CDF ACT, 2015.....7

4.0 COMMITTEE'S UNCOMPLETED, PENDING AND LAPSED BUSINESS .....22

5.0 CHALLENGES AND OPPORTUNITIES .....22

6.0 COMMITTEE ACHIEVEMENTS .....25

7.0 COMMITTEE OBSERVATIONS .....28

8.0 RECOMMENDATIONS .....31

ANNEXURES.....33

## **ABBREVIATIONS /ACRONYMS**

MP - Member of Parliament

NG-CDF - National Government Constituencies Development Fund

FAM - Fund Account Managers

## **CHAIRPERSON'S FOREWORD**

I am pleased to present this report in conformity with the Standing Orders 200A, which requires the Committee to provide a report which shall be available to the succeeding Committee for preparation of its work plan. The report covers the period from 2017 to 2022 years which is the period under review.

The National Government Constituencies Development Fund (NG-CDF) has continued to enhance infrastructural and socio-economic development at the Constituency level in order to reduce poverty and inequalities across the Country.

Over the past 15 years, the fund has grown in leaps and bounds. Amendments to the NG-CDF Act have enhanced oversight over the Fund. During the period under review, the Committee facilitated amendments to the NGC-DF Act to align it with the Constitution of Kenya. To achieve this, the National Government has dedicated towards the Fund, a minimum of two and half per cent (2.5%) of its equitable share of annual revenue to fund projects identified by the community at Constituency level, within the framework of the Constitution. Through these interventions and many others, the Committee has ensured posterity of the Fund thereby enabling socio economic development in all 290 constituencies.

I am glad to note that the Fund has had tremendous impact towards improving the livelihoods of the citizens across the Country. These efforts therefore need to be scaled-up so as to benefit as many people as possible. Through numerous engagements with the NG-CDF Board, the Committee has ensured good leadership is in place and policy direction towards effective and efficient management of the Fund. The Committee is therefore committed to provide the necessary support to enable the NG-CDF Board realize its key strategic objectives as enshrined in the NG-CDF Board's strategic Plan 2016/2017-2020/2021 financial years.

Through efficient management of the Fund, various sectors have performed well particularly education through provision of bursaries and infrastructure development. It is therefore worth noting that the Fund has gone a long way to supplement government's effort towards access to education through infrastructure development resulting to increase in transition rate from

primary to secondary schools. Further, through bursary provision, there has been increased retention rate at secondary and tertiary levels of education.

In line with the NG-CDF Act, this House approves the budget ceilings for each constituency as submitted by the Board through the Committee. It is important to note that the Committee has continually ensured the compliance with Section 4(3) of the NG-CDF Act which requires that, *“the monies appropriated to the Fund in any financial year under subsection (1) (a) shall not be less than the amount appropriated to the Fund in the preceding financial year unless as otherwise allowed by this Act”*.

The Committee during its tenure has made tremendous achievements such as ensuring that the National Treasury has fully disbursed funds to the kitty for all the Financial Years as well as the Ksh.2.0 billion arrears for Previous Financial Years has been released by the National Treasury leaving a balance of Ksh.2.9 billion ; In collaboration with the Council of Governors’ an amicable solution was reached on the funding of incomplete projects that are devolved, the Council of Governors’ should seek for a conditional grant of Ksh.1.2 billion to complete the said projects; The Ajira digital platform driven by the Ministry of Information Communication and Technology to empower the youth access job opportunities, this was through a collaboration with the said Ministry and the fund constructed Digital Innovation Hubs in constituencies. The project was aimed at introducing young people to online digital work and provide the tools, training and mentorship needed for young people to work online and earn an income with dignity. This has contributed in achieving the country’s objective of a globally competitive knowledge-based middle – income economy in an increasingly digital world.

On matters legislation the Committee has considered 4 Bills that is; The NG-CDF (Amendment) Bill No.34 of 2021 by Hon. Tindi Mwale, MP, which proposed an increment of percentage from 2.5% to 5% of the National Shareable Revenue was concluded, the Bill underwent public participation and the Committee consulted with several Ministries and other stakeholders. The Committee also held public hearings in 25 counties to seek for the views on the Bill.; The NG-CDF (Amendment) Bill No.4 of 2021 on the proposed amendments by the Committee was concluded and awaiting approval by the house; The NG-CDF(Amendment) Bill No.59 by the

Hon. Eseli David propose to divide the fund unequally amongst constituencies but under consideration of various parameters and the NG-CDF (amendment ) Bill to reduce the Board's allocation but the committee did not agree on this amendment since it's up to distorting the Board's operations.

The Committee conducted inspection visits to 46 constituencies and has made recommendation on various issues and most has been achieved such as; amending Section 53 of the NG-CDF Act of 2015 to provide for allocation of Constituency Oversight Fund, that does not exceed 1.0% of the total allocation of the Constituency in that Financial Year; Engaged the National Treasury, to resolve the issue of delay in the exchequer releases to the Fund and an amicable solution was reached that funds Ksh.2billion should be released weekly towards the fund .

I note that, despite having made strides in addressing poverty and regional development imbalances, the NG-CDF Fund has been faced with several challenges. Key among them is the Constitutional legal suits which threaten to negatively affect its operations. It is argued that the current NG-CDF Act is unconstitutional as it offends the principles of public finance, division of revenue and the division of functions of the national and county governments. The NGCDF Board with the help of the Committee continues to address these challenges through the laid down legal procedures and framework.

Through the oversight role, the Committee has continued to ensure the Fund plays a significant role in development across the country by focusing on projects that fall under the functions of the National Government as outlined in the Fourth Schedule of the Constitution of Kenya.

While considering the report, the Committee was guided by the existing procedures and modalities of operations of the National Assembly derived from the Constitution of the Republic of Kenya, Acts of Parliament, the National Assembly Standing Orders, conventions, practices and rulings of the Speaker.


The Committee wishes to express its sincere gratitude to you for the support the House under your leadership has accorded to it in this term. The Committee also wishes to appreciate the

technical and logistical support accorded to it by the Office of the Clerk of the National Assembly and its secretariat.

I also wish to express my sincere gratitude to Committee Members for their devotion and commitment to duty without which the preparation and compilation of the report would not have been possible.

On behalf of the Committee and pursuant to the provisions of Standing Order 199(6), it's my privilege and duty to present to the House the legacy report of the Committee.

For

  
**Hon. Wafula Wamunyinyi, CBS, MP,**  
**Chairperson, Select Committee on National Government Constituencies Development Fund**

## PREFACE

### 1.1 Establishment of Committee

1. The power of each House of Parliament to establish committees and to make Standing Orders for the orderly conduct of its proceedings, including the proceedings of its committees is provided under Art. 124 of the Constitution of Kenya, 2010.
2. The National Assembly Standing Orders has established various committees of the House with distinct Mandates. These Committees under the Directorate of Audit, Appropriations and Other Select Committees play a pivotal role of facilitating the National Assembly fulfill its constitutional mandate of allocation of national revenue, appropriation of funds and oversight over national revenue, expenditure and State organs.
3. The Committee on National Government Constituencies Development Fund is established pursuant to in accordance with the provisions of section 50 of the NG-CDF Act of 2015.

### 1.2 Mandate of the Committee

4. The Committee is mandated to:
  - (i) *To oversee the implementation of this Act and in this respect, shall after every two years submit a report to the National Assembly and where necessary, propose any amendments to this Act with respect to the quantum of funds repayable into the Fund in accordance with section 4 of the Act;*
  - (ii) To oversee the policy framework and legislative matters that may arise in relation to the Fund;
  - (iii) To continually review the frame set out for the efficient delivery of development programmes financed through the Fund;
  - (iv) To consider and report to the National Assembly, with recommendations, names of persons required to be approved by the National Assembly under this Act; and
  - (v) To carry out any other functions relevant to the work of the Fund
5. In discharge of its mandate, the Committee considers matters related to :
  - (i) Proposed amendments to NG-CDF Act, 2015

(ii) Approval of persons specified under the Act.

(iii) Oversee policy frameworks and legislative matters

(iv) To continuously review framework set out for the efficient delivery of programmes financed by the Fund.

### **1.3 Committee Membership**

6. The Committee comprises of the following members:-

#### **1<sup>st</sup> Session**

1. Hon. Maore Maoka, MP - **Chairperson**
2. Hon. Omar Mohamed Maalim, MP-**Vice-Chairperson**
3. Hon. Fred Kapondi Chesebe,MP
4. Hon. Johanna Ngeno, MP
5. Hon. Moses Lessonet, MP
6. Hon. Sophia Abdi Noor, MP
7. Hon. James Mukwe, MP
8. Hon. Benjamin Gathiru Mwangi, MP
9. Hon. Mishi Mboko , MP
10. Hon. Alfa Ondieki, MP
11. Hon. Richard Tongi, MP
12. Hon. Sharif Athman Ali, MP
13. Hon. Emanuel Wangwe, MP
14. Hon. Ferdinard Wanyonyi, MP
15. Hon. Janet Jepkemboi Sitienei, MP
16. Hon. Kasim Tandaza Sawa, MP
17. Hon. Fred Ouda, MP
18. Hon Joshua Mwalyo, MP
19. Hon. Mary Wamaua , M.P

## 2<sup>nd</sup> Session

1. Hon. Maore Maoka, MP - **Chairperson**
2. Hon. Omar Mohamed Maalim, MP-**Vice-Chairperson**
3. Hon. Fred Kapondi Chesebe,MP
4. Hon. Johanna Ngeno, MP
5. Hon. Moses Lessonet, MP
6. Hon. Sophia Abdi Noor, MP
7. Hon. James Mukwe, MP
8. Hon. Benjamin Gathiru Mwangi, MP
9. Hon. Mishi Mboko , MP
10. Hon. Alfa Ondieki, MP
11. Hon. Richard Tongi, MP
12. Hon. Sharif Athman Ali, MP
13. Hon. Emanuel Wangwe, MP
14. Hon. Ferdinard Wanyonyi, MP
15. Hon. Janet Jepkemboi Sitienei, MP
16. Hon. Kasim Tandaza Sawa, MP
17. Hon. Fred Ouda, MP
18. Hon Joshua Mwalyo, MP
19. Hon. Mary Wamaua , M.P

## 3<sup>rd</sup> Session

1. Hon. Maore Maoka, MP - **Chairperson**
2. Hon. Omar Mohamed Maalim, MP-**Vice-Chairperson**
3. Hon. Fred Kapondi Chesebe,MP
4. Hon. Johanna Ngeno, MP
5. Hon. Moses Lessonet, MP
6. Hon. Sophia Abdi Noor, MP
7. Hon. James Mukwe, MP
8. Hon. Benjamin Gathiru Mwangi, MP
9. Hon. Mishi Mboko , MP

10. Hon. Alfa Ondieki, MP
11. Hon. Richard Tongi, MP
12. Hon. Sharif Athman Ali, MP
13. Hon. Emanuel Wangwe, MP
14. Hon. Ferdinard Wanyonyi, MP
15. Hon. Janet Jepkemboi Sitienei, MP
16. Hon. Kasim Tandaza Sawa, MP
17. Hon. Fred Ouda, MP
18. Hon Joshua Mwalyo, MP
19. Hon. Mary Wamaua , M.P

#### 4<sup>th</sup> Session

1. Hon. Wafula Wamunyinyi,CBS, MP - **Chairperson**
2. Hon. Omar Mohamed Maalim, MP-**Vice-Chairperson**
3. Hon. Fred Kapondi Chesebe,MP
4. Hon. Cornelly Serem, MP
5. Hon. Moses Lessonet, MP
6. Hon. Sophia Abdi Noor, MP
7. Hon. Joseph Oyula, MP
8. Hon. Benjamin Gathiru Mwangi, MP
9. Hon Josphat G. Kabeabea, MP
10. Hon. George K. Macharia, MP
11. Hon. Richard Tongi, MP
12. Hon. Sharif Athman Ali, MP
13. Hon. Onesmus Kimani Ngunjiri, MP
14. Hon. Ferdinard Wanyonyi, MP
15. Hon. Janet Jepkemboi Sitienei, MP
16. Hon. Kasim Tandaza Sawa, MP
17. Hon. Fred Ouda, MP
18. Hon Joshua Mwalyo, MP
19. Hon. John Lodepe Nakara, M.P

5<sup>th</sup> Session

1. Hon. Wafula Wamunyinyi, CBS, MP **Chairperson**
2. Hon. Omar Mohamed Maalim, MP-**Vice-Chairperson**
3. Hon. Fred Kapondi Chesebe,MP
4. Hon. Cornelly Serem, MP
5. Hon. Moses Lessonet, MP
6. Hon. Sophia Abdi Noor, MP
7. Hon. Joseph Oyula, MP
8. Hon. Benjamin Gathiru Mwangi, MP
9. Hon Josphat G. Kabeabea, MP
10. Hon. George K. Macharia, MP
11. Hon. Richard Tongi, MP
12. Hon. Sharif Athman Ali, MP
13. Hon. Onesmus Kimani Ngunjiri, MP
14. Hon. Ferdinard Wanyonyi, MP
15. Hon. Janet Jepkemboi Sitienei, MP
16. Hon. Kasim Tandaza Sawa, MP
17. Hon. Fred Ouda, MP
18. Hon Joshua Mwalyo, MP
19. Hon.JohnLodepeNakara,M.P

6<sup>th</sup> Session

1. Hon. Wafula Wamunyinyi, CBS, MP **Chairperson**
2. Hon. Omar Mohamed Maalim, MP-**Vice-Chairperson**
3. Hon. Fred Kapondi Chesebe,MP
4. Hon. Cornelly Serem, MP
5. Hon. Moses Lessonet, MP
6. Hon. Sophia Abdi Noor, MP
7. Hon. Joseph Oyula, MP
8. Hon. Benjamin Gathiru Mwangi, MP
9. Hon Josphat G. Kabeabea, MP
10. Hon. George K. Macharia, MP
11. Hon. Richard Tongi, MP
12. Hon. Sharif Athman Ali, MP
13. Hon. Onesmus Kimani Ngunjiri, MP
14. Hon. Ferdinard Wanyonyi, MP
15. Hon. Janet Jepkemboi Sitienei, MP
16. Hon. Kasim Tandaza Sawa, MP
17. Hon. Fred Ouda, MP
18. Hon Joshua Mwalyo, MP
19. Hon. John Lodepe Nakara, M.P

7. Changes within the Committee membership during the term

1. Hon. Emanuel Wangwe, M.P, Hon. Mishi Mboko, M.P, Hon. Maoka Maore, M.P, Hon. Alfah Ondieki, M.P, Hon. Johanna Ngeno, M.P- 2017-2018
2. Hon. James Mukwe, M.P- 2017-2018 (deceased)

**1.4 Committee Secretariat**

8. The Secretariat supporting the Committee comprises of the following staff:

1. Hassan A. Arale - Clerk Assistant II (Head of the Secretariat)
2. Ms. Angeline Naserian Lotuai - Clerk Assistant II
3. FA Mr. Jonathan Lemurt - Fiscal Analyst
4. Ms. Christine Odhiambo - Legal Counsel II
5. Mr. John Mungai - Audio Services officer
6. Mr. Joshua Lenambeti - Sergeant-At -Arms

## BACKGROUND INFORMATION

### 1.1 Legal framework

9. Art. 93 (1) of the Constitution of Kenya establishes Parliament of Kenya which consists of the National Assembly and the Senate. Further, Art. 95 provides for the role of the National Assembly amongst others to:
- (i) deliberate on and resolve issues of concern to the people;
  - (ii) enact legislations
  - (iii) determine allocation of national revenue between the two levels of governments the National government and County governments;
  - (iv) appropriate funds for expenditure by the national government and national State organs;
  - (v) exercise oversight over national revenue and its expenditure;
  - (vi) exercise oversight over State organs; and
  - (vii) Review the conduct in the office of the President, Deputy President and other State officers and initiate the process of removal from office.
10. In addition, Art 124 of the Constitution empowers Parliament to establish Committees and to make Standing Orders for orderly conduct of its proceedings including the proceedings of its Committee.
11. The National Assembly Standing Orders has established various Committees of the House with distinct mandates.
12. Section 50 of the NG-CDF Act mandates the Committee to oversee the implementation of Act and in that respect to, after every two years, submit a report to the National Assembly and where necessary, propose any amendments to the Act with respect to the quantum of funds repayable into the Fund in accordance with section 4 of the Act.
13. Section 51(1) of the Act requires the NG-CDF Board on a quarterly basis to submit a report to the National Assembly Select Committee detailing the following-

- a) A summary of the project proposals received from the constituencies in the preceding quarter and indicating the approval status of such projects;
- b) A summary of the status of disbursements of funds to the constituencies for that preceding quarter;
- c) A summary of the status of disbursements from the Treasury to the National Account; and
- d) Any restriction imposed on a constituency account in accordance with the Act.

### **3.0 ACHIEVEMENTS**

14. In the discharge of its mandate, the Committee held a total of (number of sittings) as follows

1<sup>st</sup> Session- 32 Sittings

2<sup>nd</sup> Session- 44 Sittings

3<sup>rd</sup> Session-52 Sittings

4<sup>th</sup> Session- 48 Sittings

5<sup>th</sup> Session-79 Sittings

6<sup>th</sup> Session- 36 Sittings

### **3.1 Legislation**

This section includes the following:-

#### **3.1.1 Bills**

15. The Committee completed consideration of the following Bills.

- a. The NG-CDF (Amendment) Bill No.34 of 2021 by the Hon. Tindi Mwale, MP that proposed an increment of percentage from 2.5% to 5% of the National Shareable Revenue, the bill underwent public participation and the Committee consulted with several Ministries and other stakeholders. The Committee also held public hearings in 25 counties to seek for views on the Bill and it was finally the proposal was dropped by the house.
- b. The NG-CDF (Amendment) Bill No.4 of 2021 on the proposed amendments by the Committee that proposes opening of third accounts and other administrative measures for the smooth operation of the Fund which was concluded and awaiting adoption by the house;
- c. The NG-CDF (Amendment) Bill No.59 by the Hon. Eseli David propose to divide the fund unequally amongst constituencies put under consideration of various parameters like population, poverty level for equitable sharing national resources which is awaiting house approval.

#### **3.1.2 Legislative Proposals**

16. The Committee successfully considered the following legislative proposals in its tenure, summarized in broad import of each legislation and sponsors of each legislative proposal.

- a) The National Government Constituencies Development Fund (Amendment) Bill, Legislative Proposal, 2019 by Hon. Tindi Mwale, MP
- b) The National Government Constituencies Development Fund (Amendment) Bill, Legislative Proposal, 2018 by Hon. Aisha Jumwa, MP
- c) The National Government Constituencies Development Fund (Amendment) Bill, Legislative Proposal, 2018 by Hon. (Dr) David Simiyu Eseli MP
- d) The National Government Constituencies Development Fund (Amendment) Bill, Legislative Proposal, 2020 by Hon. David Gikaria, MP
- e) The National Government Constituencies Development Fund (Amendment) Bill, Legislative Proposal, 2020 by Hon. Peter Masara, MP and
- f) The National Government Constituencies Development Fund (Amendment) Bill, Legislative Proposal, 2018 by Hon Makali Mulu. MP

### 3.2 OVERSIGHT

17. Oversight of State organs is amongst the roles assigned to the National Assembly under Art. 95 of the Constitution. In fulfillment of this role, the Committee considered the following business.

#### 3.3.3 Public Vetting

18. Pursuant to Art 152 and 154, Public Appointments (parliamentary approval) Act, Standing Order 216 (f) and (NGCDF Act & NCIC Act) the Committee considered the following public vetting

##### a) **Appointment and Approval of NG-CDF Board Members and the Chief Executive Officer**

19. Section 15 of the Act requires the Cabinet Secretary to appoint the Board with the approval of the National Assembly, which shall be composed of: -
  - i. The principal secretary in the Ministry for the time being responsible for matters relating to national economic policy and planning or a designated alternate, not being below the level of Director of Planning;
  - ii. the principal secretary in the Ministry for the time being responsible for matters relating to finance or a designated alternate not being below the level of Deputy

Director of Budget;

- iii. the Attorney-General or a designated alternate not being below the level of Senior State Counsel;
  - iv. the principal secretary in the Ministry responsible for matters relating to education or a designated alternate not being below the level of Director;
  - v. seven other persons, three of whom shall be of the opposite gender and at least one shall be a person with disability, qualified in matters relating to finance, accounting, engineering, economics, community development, public affairs, project management, education, security or law appointed by the Cabinet Secretary with the approval of the National Assembly ; and
  - vi. The Chief Executive Officer who shall be an *ex officio* member without a right to vote.
20. In nominating or approving the appointment of a person as a member of the Board pursuant to paragraph (v) above, the Cabinet Secretary and the National Assembly are required by law to take into account gender equity and the regional diversities of the people of Kenya. Further, the Cabinet Secretary is required to appoint the chairperson of the Board from amongst the seven persons appointed in accordance with paragraph (v) above.
21. Based on the above, the Cabinet Secretary for the National Treasury and Planning nominated the following persons for appointment as Board of Directors of the National Government Constituencies Development Fund and forwarded their names to the National Assembly for approval.
22. The Committee undertook the exercise on Thursday 7<sup>th</sup> March, 2019, in compliance with the Constitution, the Public Appointments (Parliamentary Approval) Act, 2011 and the National Assembly Standing Orders and recommended all the nominees for appointment as Directors of the National Government Constituencies Development Fund Board. The National Assembly approved the nomination of the following persons as members of the NG-CDF Board.:

(i) Mr. Robert Nyariki Momanyi Masese

- (ii) Ms. Irene C. Masit
- (iii) Mr. Abdiaziz Bulle Yarrow
- (iv) Ms. Isabel Nyambura Waiyaki
- (v) Ms. Maria Lekoloto
- (vi) Mr. George Kasatua Ole Meshuko
- (vii) Hon. Peter Edick Omondi Anyanga

The following persons were appointed to represent the various Government agencies in i-iv above, namely:

- a) Mr. Joseph Mukui
- b) Mr. Kennedy Ondieki
- c) Ms. Karen Rono
- d) Mr. Paul Kibet

The Chief Executive Officer is an ex-officio member.

#### **b) Recruitment of the Chief Executive Officer of the Board**

23. The procedure for recruitment of the Chief Executive Officer of the NGC-DF Board is provided for under the Section 20 (1) of the NG-CDF Act. It states-
- There shall be a chief executive officer of the Board who shall be recruited by the Board through a competitive process and recommendations made to the Cabinet Secretary for appointment, with the approval of the National Assembly.*
24. The Board during this period recruited Mr. Yusuf Mbuno through a competitive process. The appointment of Mr. Yusuf Mbuno was made by the Cabinet Secretary, National Treasury after the approval by the National Assembly on 29<sup>th</sup> April 2020.

#### **3.2.2 Oversight Milestones (Policy, Structural and Administrative)**

## IMPLEMENTATION OF THE NG-CDF ACT, 2015

25. To oversee the implementation of the Act, the Committee undertook various activities. These activities are discussed below-

### (1) Engagement between the Committee and the NG-CDF Board

26. The Committee has had continuous engagements with the Board for the sole purpose of ensuring the successful implementation of the Act. These activities include the following-

#### a) Receipt of quarterly reports from the NGCDF Board

27. Based on the above quarterly reports which were tabled by the Committee with recommendations, the National Assembly adopted the following for implementation by the NGCDF Board. The status of the implementation of the recommendations from the National Assembly are detailed in the table below-

	<b>Recommendation by the National Assembly</b>	<b>Status of implementation/ achievement</b>
1	The NG-CDF Board should fast-track and submit to the National Assembly a comprehensive list of all incomplete projects countrywide, clearly indicating their status of implementation, categorizing whether active or stalled. The reason for stalled project should indicate whether because of the change of the law or inadequacy of funding or were initiated without the authority of the Board and any other reason that occasioned the status of such projects.	The report on ongoing projects was prepared and tabled to the Committee in November, 2019.
2	The Board to enforce clearance of outstanding issues as a prerequisite for processing requisition for funds for subsequent financial years.	The Board has fast tracked the clearance of outstanding issues by ensuring Fund Manager's Commitment through their

	Recommendation by the National Assembly	Status of implementation/ achievement
		performance contract.
3	The Board to come up with remedial measures on how to enhance timely submission of project proposals and absorption of funds,	Chairpersons of NG-CDFCs to appeared before the Committee for not complying with the deadline of submission.
4	The continuous capacity building of the NG-CDF Board's staff and NG-CDFCs as critical element of the Board's efficient delivery of its mandate,	Continuous capacity building has been undertaken.
5	The consistent non- remittance by the National Treasury of the full financial year allocation to the fund	The Committee to continuously engage the National Treasury with respect to the quantum of funds repayable into the Fund in accordance with sections 4 and 39 of the Act.

## b) Status on allocation of funds in each Financial Year

### i) Financial Year 2021/2022

28. The National Government Constituencies Development Fund (NG-CDF) was allocated a total of **Kshs.41.7148 Billion** in the 2021/2022 financial year. Section 39. (2) Of the NG-CDF Act 2015 as amended in 2016 requires that disbursements should be effected quarterly at the beginning of each quarter.
29. Pursuant to the above section, this being the fourth quarter, the Board has received the total allocated funds of **Kshs.41.7148**. Section 40 of the Act further provides that the Board shall ensure that the list of projects forwarded to it by each constituency is, upon approval, funded in accordance with the Act.
30. Based on the foregoing, two hundred one (**201**) constituencies have received full allocation amounting to **Kshs.27,554,864,679** while eighty nine (**89**) Constituencies have received between 69% and 99.6% of the funds allocated amounting to **Kshs.11,132,966,048** leaving a balance of

**Kshs.1,067,944,183.** The eighty nine (89) Constituencies have not received their balances due to non-clearance of outstanding projects issues raised by the Board on some of their proposed projects for 2021/22 Financial Year. The Constituencies are therefore required to clear all the outstanding projects issues to enable them access their funds. *See Annex I for the 89 constituencies with outstanding balances.*

**1. Receipt and disbursement of the Kshs.4.9 billion allocated through the Supplementary estimate 1**

31. The Fund was allocated **Kshs.4.9 billion** under financial year 2021/22 supplementary estimate 1 out of which **Kshs.2 billion** was received on 19<sup>th</sup> May 2022 leaving a balance of **Kshs.2.9 billion**.
32. The funds received were used to pay outstanding constituencies' arrears for 2020/21 to 2010/20 Financial Years. *See Annex II for details*
33. The Constituencies listed in *Annex III* have cleared all their outstanding projects issues hence eligible for funding once the arrears of **Kshs.2.9 billion** have been received.
34. However, the Constituencies listed in *Annex IV* have outstanding projects issues. The Constituencies are therefore required to the issues to enable them access their outstanding balances once the arrears of **Kshs.2.9 billion** have been received.
35. In Financial Year 2021/2022, the Board was allocated **Ksh 41,714,800,000**. This comprised of **Ksh 39,755,775,000** being allocation for disbursement to the constituencies and **Ksh 1,959,025,000** being allocation to the Board Secretariat for administrative purposes. Subsequent to the approval of the Constituencies budget ceilings for 2021/2022 Financial Year by the National Assembly Select Committee on NG-CDF, the NG-CDFCs submitted their project proposals to the Board for approval.
36. The NG-CDF Board received project proposals from all the two hundred and ninety (290) Constituencies. Project proposals that were consistent with the Act were approved for funding. The Board has received the total allocated funds of **Kshs 41,714,800,000**.

**ii) Financial Year 2020/2021**

37. In Financial Year 2020/2021, the Board was allocated **Ksh 41,714,800,000**. This comprised of **Ksh 39,755,775,000** being allocation for disbursement to the constituencies and **Ksh**

**1,959,025,000** being allocation to the Board Secretariat for administrative purposes. Subsequent to the approval of the Constituencies budget ceilings for 2020/2021 Financial Year by the National Assembly Select Committee on NG-CDF, the NG-CDFCs submitted their project proposals to the Board for approval.

38. The NG-CDF Board received project proposals from all the two hundred and ninety (290) Constituencies. Project proposals that were consistent with the Act were approved for funding
39. As at 30<sup>th</sup> June 2021, the Board had received the total allocated funds of Kshs 41,714,800,000. The funds were disbursed to the constituencies and the secretariat as follows:
  - i. Twenty eight (28) constituencies received full allocation amounting to Kshs 3,838,488,620
  - ii. Two hundred sixty two (262) constituencies received between 76% and 99% of the allocation amounting to Kshs 32,655,057,906 leaving a balance of Kshs 3,262,228,472
  - iii. Kshs 1,959,025,000 was disbursed to the Board Secretariat.
  - iv. Kshs 3,262,228,472 was disbursed to Constituencies with respect to balances for previous financial years
  - v. The outstanding balance of Kshs 3,262,228,472 will be cleared once the Board received Kshs 4,900,000,000 approved in the 2021/2022 supplementary budget.

### **iii) Financial Year 2019/2020**

40. In Financial Year 2019/2020, the Board was allocated **Ksh 41,714,800,000**. This comprised of **Ksh 39,836,640,000** being allocation for disbursement to the constituencies and **Ksh 1,878,160,000** being allocation to the Board Secretariat for administrative purposes. Subsequent to the approval of the Constituencies budget ceilings for 2019/2020 Financial Year by the National Assembly Select Committee on NG-CDF, the NG-CDFCs submitted their project proposals to the Board for approval.
41. The NG-CDF Board received project proposals from all the two hundred and ninety (290) Constituencies. Project proposals that were consistent with the Act were approved for funding

42. As at 30<sup>th</sup> June 2019, the Board had received a total of **Kshs 26,000,000,000** leaving a balance of Kshs 15,714,800,000. The funds were disbursed to the constituencies and the secretariat as follows:

- vi. Thirteen(13) constituencies received full allocation amounting to Kshs 1,785,780,413
- vii. Two hundred sixty one(261) constituencies received between 45% and 99% of the allocation amounting to Kshs 18,626,081,592 leaving a balance of Kshs 17,226,894,408
- viii. Sixteen constituencies have received between 32% and 44% of the allocation amounting to Kshs 849,000,000 leaving a balance of Kshs 1,348,883,586
- ix. Kshs 1,337,000,000 was disbursed to the Board Secretariat.

43. The outstanding receipt of Kshs 15,714,800,000 at the end of the financial year was however received in the subsequent financial year 2020/2021 and disbursed to the constituencies. The current status of disbursements with respect to the funds allocated in financial year 2019/2020 is as follows:

- i. Two hundred twenty five (225) constituencies have received full allocation amounting to Kshs 30,907,737,931
- ii. Sixty five(65) constituencies have received between 50% and 99% of the allocation amounting to Kshs 8,338,224,917 leaving a balance of Kshs 590,677,151
- iii. Kshs 1,337,000,000 disbursed to the Board Secretariat for administrative purposes.

#### **iv) Financial Year 2018/2019**

44. In Financial Year 2018/2019, the Board was allocated **Ksh 33,286,162,000**. This comprised of **Ksh 31,621,853,900** being allocation for disbursement to the constituencies and **Ksh 1,664,308,100** being allocation to the Board Secretariat for administrative purposes. Subsequent to the approval of the Constituencies budget ceilings for 2018/2019 Financial Year by the National Assembly Select Committee on NG-CDF, the NG-CDFCs submitted their project proposals to the Board for approval.

45. The NG-CDF Board received project proposals from all the two hundred and ninety (290) Constituencies. Project proposals that were consistent with the Act were approved for funding

46. As at 30<sup>th</sup> June 2019, the Board had received a total of **Kshs 28,000,000,000** out of the allocation of **Kshs 33,286,162,000** leaving a balance of **Kshs 5,286,162,000**. The funds were disbursed to the constituencies and the secretariat as follows:
- i. Forty eight (48) constituencies had received full allocation amounting to **Kshs 5,233,962,024**
  - ii. Forty one (41) constituencies had received more than 50% of the allocation amounting to Kshs 4,105,574,290 leaving a balance of **Kshs 365,101,606**.
  - iii. One hundred eighty eight(188) constituencies received 50% of the allocation amounting to Kshs 10,154,215,000 leaving a balance of Kshs 10,345,469,619
  - iv. Thirteen (13) constituencies received less than 50% of the allocation amounting to Kshs 511,000,000 leaving a balance of Kshs 906,531,382
  - v. Kshs 1,547,930,000 was disbursed to the Board secretariat for administrative purposes.
47. The pending receipt of Kshs 5,286,162,000 at the close of the financial year was however received in the subsequent financial year 2019/2020 and disbursed to the constituencies. The current status of disbursement to the constituencies and the Board with respect to funds allocated in financial year 2018/2019 is as follows:
- i. Two hundred twenty nine (229) constituencies have received full allocation amounting to **Kshs 24,970,360,495**
  - ii. Sixty one (61) constituencies between 82% and 99.9% of the funds allocated amounting to Kshs 6,394,320,396 leaving a balance of Kshs 257,173,009
  - iii. Kshs 1,547,930,000 was disbursed to the Board secretariat for administrative purposes.

## v) Financial Year 2017/2018

41. During the period under review, the Board submitted a total of eight (8) quarterly reports to the Committee. The reports contained the following information-

- a. A total of Ksh. 30,958,596,000 was initially allocated to the Fund in the Annual Development Estimates of 2017/2018 financial year. In line with Sections 6(1) of the NGCDF Act, 2015 (as amended in 2016), the Board with the approval of the Committee determined the budget ceilings for each constituency in accordance with Section 34 but subject to the provisions of Sections 8(1) and 23(1) which translated to Ksh. 101,416,090.34 equal allocation per constituency.
- b. However, in the first Supplementary Development estimates of 2017/2018 financial year, the total allocation to the Fund was reduced to Ksh. 26.5 billion, necessitating the NGCDF Board to revise the budget ceiling for each constituency downwards to Ksh. 86,810,344.83.
- c. In the second Supplementary Development estimates approved by the National Assembly on 3<sup>rd</sup> May 2018, allocation to the Fund was increased by Ksh. 3.3 billion from Ksh. 26.5 billion to Ksh. 29.8 billion. As a result, the Board with the approval of the Committee revised the budget ceilings for each constituency to Ksh. 98,189,655.17 in line with Section 6(1) of the Act. In light of the foregoing, each National Government Constituency Development Fund Committee (NG-CDFC) was required to prepare and submit project proposals for the additional Kshs. 11,379,310.34 to the Board for approval as per Section 31 of the Act.
- d. As at 30<sup>th</sup> June, 2018, the NG-CDF Board had approved projects proposals from all the 27 Constituencies under the initial budget of Kshs. 26.5 billion.
- e. However, under the Supplementary Development Estimates of Kshs. 3.3 Billion, the NG-CDF Board received and approved two hundred and forty eight (248) additional Project Proposals. By June 2018, Forty two (42) Constituencies had not submitted their additional Project Proposals.
- f. As at 30<sup>th</sup> June, 2018, the NG-CDF Board had received Kshs. 21.875 billion from the National Treasury and Ministry for Planning. While disbursing funds to Constituencies, the Board applied the following criteria;
- g. First priority to constituency requisitions with respect to past financial years; and

- h. Second priority to constituencies whose proposals had been approved and therefore qualified for funds for Financial Year 2017-2018.
- i. Therefore disbursement for 2017/18 Financial Year was as follows;
- j. Five (5) Constituencies had received all their funds totaling to Kshs.490,948,275.75;
- k. Eighty seven (87) Constituencies received a total of Kshs.7,376,558,740.30 equivalent to 90% of the total allocation leaving a balance of Kshs.1,165,941,259.42;
- l. One hundred and ninety four (194) Constituencies received a total of Kshs.8,417,895,374.80 equivalent to 40% of the total allocation leaving a balance of Kshs.10,630,897,728.18;
  - i. Three (3) Constituencies received all funds for bursary and administration vote heads totaling to Kshs.91,991,378 leaving a balance of Kshs.202,577,587.31;
  - ii. Changamwe Constituency was the only Constituency that had received part funding for bursary and administration vote heads totalling to Kshs.5,500,000 leaving a balance of Kshs.92,689,655.17;
  - iii. Kshs.1,325,000,000 was set aside for Board Secretariat in adherence to section 23 (1) of the NG-CDF Act, 2015 as amended in 2016;
  - iv. Therefore, as at 30<sup>th</sup> June, 2018, a total of Kshs.7, 925,641,458.05 remained undisbursed for 2017/18 financial year.

**a) Pending receipts from The National Treasury for previous financial years**

42. The Fund had pending receipts amounting **Kshs.2.973,196,750 Billion** relating to financial Years 2011/2012, 2013/14 and 2014/15 of which Ksh.2billion has been released by the National Treasury. The Board is in the process of Ksh.2 billion to the Constituencies.

No.	Financial Year	Allocation Kshs	Amount Received	Amount in Arrears
			Kshs	Kshs
2	2014/2015	33,213,000,000	30,910,053,250	2,302,946,750
3	2013/2014	23,062,000,000	20,933,500,000	2,128,500,000
4	2011/2012	22,978,000,000	22,436,250,000	541,750,000

<b>Total</b>	<b>79,253,000,000</b>	<b>74,279,803,250</b>	<b>4,973,196,750</b>
--------------	-----------------------	-----------------------	----------------------

43. Financial year 2021/2022 disbursements are as follows:

- i. One hundred eighty one (181) constituencies have received full allocation amounting to **Kshs 24,813,087,099**
- ii. One hundred nine (109) constituencies have received between 69% and 99.6% of the funds allocated amounting to **Kshs.13,633,116,126.10** leaving a balance of **Kshs 1,309,571,684**
- iii. **Kshs 1,959,025,000** has been disbursed to the Board Secretariat for administrative purposes.

The Board is in the process of disbursing **Kshs 1,309,571,684** available in the Funds bank account at Central Bank of Kenya.

44. During the period under review, no restrictions were imposed on any Constituency account.

**c) Constituency Project Monitoring**

45. The Select Committee together with the NG-CDF Board continuously monitored the status of the implementation of the NG-CDF projects at the constituencies as part of their oversight function.

The objectives of the exercise was to-

1. Assess the progress of implementation of projects and accrued benefits to communities.
2. Determine best practices, successes and challenges realized while implementing projects.
3. Provide guidance for overall management of projects with a view of achieving project objective considering the project scope, quality, time and cost elements.
4. Provide for an exchange of ideas, information, challenges, solutions and strategies with project team members, with the aim of developing a good working relationship with all the players.
5. Scrutinize the overall delivery of the projects against resources, time and scope.
6. Make a report to the National Assembly on the findings.

46. During the period under review, some of the constituencies monitored were Limuru, Kiharu, Maragua, Nyali, Kisauni, Changamwe, Kabuchai, Kanduyi and Mt. Elgon, Bahati, Laikipia West and North, Changamwe, Lamu East and Lamu West, Nyali, Kisauni, Taveta Aldai, Narok West,

Nyaribari Chache, Rarieda, Bondo, Embakasi Central, Starehe, Kipipiri ,Gilgil, Naivasha, Ol kalou, and Butula constituencies.

47. The following recommendations emerged from the fact finding project monitoring visits undertaken by the Committee and the NG-CDF Board-

- 1) When implementing projects institutions should use innovative ways of cutting cost such as use of locally available resources and labour e.g. baking own bricks within the school for construction of school infrastructure.
- 2) In approving projects, the NGCDF Board should fund the entire project in order to ensure immediate usability of projects. For example, in funding construction of a school, furnishings such as desks or chairs should be taken into account of in total funds disbursed for the project;
- 3) Projects should only be approved where funds available are adequate to cover the whole scope of the projects to avoid stalling of a project due to inadequacy of funds;
- 4) The Board should consider standardized project designs and bill of quantities to ensure that cost variation between projects to be implemented within the same region is minimized. Approval should only be granted only where proposals as detailed in the bill of quantities drawn by the public works officer;
- 5) The construction of more than one floor buildings should take into account the requirement of the law with regard to ease of access by persons with disability;
- 6) The Board should consider the need of continuous capacity building of the NG-CDFCs on a quarterly basis, in order to increase knowledge in matters management, identification of projects and implementation of the Fund.

#### **d) Administrative Meetings with Stakeholders**

48. In order to apprise the Committee of the progress of implementation of its mandate the Committee held meetings with its stakeholders during the period under review. Various issues related to the effective and efficient delivery of services by the Board were discussed. This forum

also provided an opportunity for other matters to be raised that affected the smooth operation of the Fund such as delays in release of allocations by the National Treasury, review of laws and other administrative issues.

49. Some of the meetings that took place during this period included the following-

- i. Retreat to discuss emerging issues on the Implementation of NG-CDF Act;
- ii. Retreat to discuss the proposed amendments to the NGCDF Act;
- iii. Retreat to discuss the implementation of Constituencies Digital Innovation Hubs; and
- iv. Periodic meetings to respond to queries or provide information to Committee.
- v. Retreat to deliberate on the Incomplete Projects Report with the council of Governors', State Department for Planning and the NG-CDF Board.
- vi. Retreat with the Fund Managers on implementation of the Fund
- vii. Retreat with the KMTC Board on establishment of new campuses in constituencies

50. The table below shows the emerging issues from the meetings and recommendations made-

	<b>Area of Concern</b>	<b>Recommendation/ proposed solution</b>
1.	The formula for sharing the revenue horizontally amongst the constituencies does not factor in the unique circumstances of each constituency. The sharing is on equal basis despite the differing situations of the constituencies.	An amendment has been proposed by Hon. (Dr) Eseli to address this issue. The bill is in its second reading.
2.	Consistent delay of the release of funds by the National Treasury has hampered timely disbursement and implementation of the projects by the NG-CDF Board	Weekly release of Ksh.2 billion by the National Treasury.

	<b>Area of Concern</b>	<b>Recommendation/ proposed solution</b>
4.	<p>Incomplete projects falling within the functions of the County Government. Some projects commenced by the NG-CDF could not be completed due to the change of the NGCDF Act. Some county governments have undertaken to complete some projects. However, other Counties have not set aside budgetary provisions to complete such projects or were in some instances reluctant to complete projects initiated by the NG-CDF.</p>	<p>The Council of Governors' to seek conditional Grant of Ksh.1.2 billion to complete the said projects.</p>
5.	<p>Issuance of projects and bursary cheques through Members of Parliament.</p>	<p>The Committee to intervene and sensitize Members of Parliament on the need to expedite delivery of cheques to beneficiaries.</p> <p>Members of Parliament to present dummy cheques as the funds are channeled to the respective institutions to avert delays in issuance to beneficiaries.</p> <p>The Committee to engage Members of Parliament on the need to have EFT transactions to respective institutions and avoid ceremonial cheques.</p> <p>The NGCDF Board to issue guidelines on the management of bursary funds.</p>

	<b>Area of Concern</b>	<b>Recommendation/ proposed solution</b>
6.	On the status of implementation of the recommendations made by the Select Committee with respect to the Constituency Innovation Hubs (CIH) programme.	<p>The Committee and Ministry of ICT to address the isolated issues.</p> <p>The NGCDF Board was required to:-</p> <p>Ensure that the implementation of the Constituency Innovation Hub be made optional, and mechanisms be put in place to allow reallocation of funds set aside for the CIH to other priority projects within the financial year;</p> <p>Ensure the Ministry of Information, Communications and Technology to takes initiatives of wider consultation with all stakeholders especially national Government Constituency Development Fund Committees' role in implementing the programme within 2018/2019 financial year.</p> <p>Since Section 32 of the NGCDF Act gives the Constituency Committees the discretion to allocate funds to projects individually, constituencies have the liberty to allocate funds to CIH.</p>
7.	Funding of road projects which may which lie within the ambit of County Government. Constituencies requesting for funds for undertaking roads leading to schools and other institutions.	<p>The Committee to engage Constituency committees with a view to discouraging such projects in order to avert litigations against the Fund.</p> <p>Since not all road projects were devolved, the</p>

	<b>Area of Concern</b>	<b>Recommendation/ proposed solution</b>
		Committee in consultation with KeRRA should undertake only those that fall under the functions of the National Government.
8.	<p>Challenges related to the funding of tertiary institutions such as the TTI, MTCs, TTCs include-</p> <ul style="list-style-type: none"> <li>c) no prior involvement of relevant Ministries;</li> <li>d) challenge of every constituency implementing such projects which in future may lack students, delay in seeking authority for implementation from respective Ministries;</li> <li>e) inadequate allocation of funds, projects take too long to complete; and</li> <li>f) No initiatives for co-funding.</li> </ul>	<p>The Committee and NG-CDF Board to engage the relevant Ministries to clarify the process.</p> <p>On the construction of new KMTC campus the Kenya Medical Training College has offered policy guidelines for any new campus construction to avoid mushrooming of campuses with no teaching staff and health care facility to train students, in view of the above the NG-CDF Board and KMTC will in future joint consider and approve any funding of any new campus.</p>
9.	<p>Frequent requests for transfer of managers: Since Jan 2018, over 30 transfers had been effected. The cost implications for transfers affects the discharge of duty such as preparation of financial statements and response to audit queries</p>	<p>Fund Accounts Managers should work in a station for at least three years to guarantee stability and improve quality of work.</p>
10	<p>Reporting of project activities at the constituencies level by the Fund Account Managers</p>	<p>The Fund Account Managers should be trained to prepare comprehensive reports that conform to the requirement of the National Assembly and</p>

	<b>Area of Concern</b>	<b>Recommendation/ proposed solution</b>
		other oversight bodies.
11.	Constitution of NG-CDF Board: Full appointments to the Board were yet to be done in compliance with Section 15(e) of the Act.	The Committee approved the appointment of the Board members. The Board is now fully constituted and operational in accordance to Section 15 of the Act
12	Co-financing and thin allocation of funds to projects: Escalation of costs; cases involving part funding of buses result to repossession for failure to honour agreed installments, possibility of double funding, possibility of burdening parents contrary to Government guidelines	Constituencies to be encouraged to fund buses in full or purchase in two installments and not through asset financing. Further, the amount allocated should be exclusive of insurance premiums or any other recurrent cost. Part – funding of projects may be done in accordance with the provisions of Section 49 of the NGCDF Act.  NG-CDFC to confirm concurrence by one Ministry official.

#### **4.0 COMMITTEE'S UNCOMPLETED, PENDING AND LAPSED BUSINESS**

The National Government Constituencies Development Fund (Amendment) Bill, (National Assembly Bill, No. 5 of 2022) by Hon. John Mwirigi, M.P. The Bill was referred to the Committee after it was read the first time on Wednesday, March 02, 2022.

The principle objective of the is to amend section 3 of the National Government Constituencies Development Fund, Act, 2015 to provide for the adjustment of the minimum amount of money to be allocated to the National Government Constituencies Development Fund from two and half per centum to three and half per centum of the national Government's share of revenue as divided by the annual Division of Revenue Act enacted pursuant to Article 218 of the constitution.

The Bill does not delegate legislative powers nor does it limit fundamental rights and freedoms.

The Bill does not affect the functions of the County Government and is therefore a Bill concerning counties for purposes of Article 110 of the Constitution and standing orders.

The Bill is a money Bill for Purposes of Article 114 of the Constitution as the enactment of this Bill will occasion additional expenditure.

The Committee delayed in reporting by tabling its report due to the fact that, the Bill needed wider consultation with the relevant stakeholders.

#### **5.0 CHALLENGES AND OPPORTUNITIES**

51. Despite the achievements the fund made during this period, it faced the following challenges-

##### **(1) Legal challenges**

52. The National Government Constituency Development Fund is facing Constitutional legal suits now at the Supreme Court after two organisations challenged a decision made by the Court of Appeal in November 2017. The Institute for Social Accountability (TISA) and Centre for Enhancing Democracy and Good Governance went to the Supreme Court to challenge the constitutionality of NG-CDF Act, 2015. They argue that the current NG-CDF Act is unconstitutional as it offends the principles of public finance, division of revenue and the division of functions of the national and county governments.

Major constitutional cases facing the Board are as follows:

i. **High Court petition No. 178 of 2016: The Institute for Social Accountability (TISA) and another vs. National Government Constituencies Development Fund Board & others**

53. This petition is challenging the constitutionality of NG-CDF Act no. 30 of 2015. The hearings commenced on 5<sup>th</sup> October, 2017. It was further presented that the parties would be back to Court on 11<sup>th</sup> November, 2017 for further hearing. The matter commenced with hearing experts' witnesses, from either side, with view to assisting the court to arrive at a fair conclusion. Unfortunately, before experts' witnesses could finalize their presentations, the presiding judge passed on, in early March, 2018. The matter could not proceed. The matter is awaiting directions, with a possibility of reconstituting the Bench.

54. Other parties sued in this matter include the Attorney General and the National Assembly.

ii. **High Court petition No. 386 of 2017 The Institute for Social Accountability (TISA) and another Vs. National Government Constituencies Development Fund Board and Others**

In this case, the petitioners moved to court challenging the Division of Revenue Act, 2017 and sought to debar disbursements of funds for 2017/2018 financial year. The petitioners' argument has been that the Board had been allocated funds before vertical division of revenue between the two levels of governments (Counties and National governments). The matter is yet to be settled for hearing. In the recent court appearances, (latest being June 04, 2018) the petitioners have not appeared in court.

iii. **Petition Number 01 of 2018**

This is an appeal to the Supreme Court, challenging a decision by the Court of Appeal, which largely overturned the High Court decision that on February 20, 2015, declared the Constituencies Development Fund Act of 2013 unconstitutional. In this case, The Institute for Social Accountability (TISA) and another sued the Board, The National Assembly, The Attorney General and the Senate (didn't participate in the matter) alleging that the entire Act of 2013 was unconstitutional. The High Court agreed with the petitioners and declared the entire Act unconstitutional on the following counts:

- a) Violation of Principles of Public Finance;
- b) Violation of the Principles of division of functions as between the two levels of governments;
- c) Violations of Principles of separation of powers;
- d) Flowed process subsequent amendments of the Act.

55. The Board and the National Assembly, being dissatisfied, challenged the High Court decision at Court of Appeal. The Court of Appeal overturned the High Court decision, safe on separation of powers. The petitioners at High Court, The Institute for Social Accountability (TISA) and another, being dissatisfied with the Court Appeal decision, appealed to Supreme Court. The matter is yet to commence. Parties are still in the process of filing pleadings.

#### **56. Pace in replenishment of the Board's main account**

51. The pace of replenishment of Board's account has remained a challenge to project implementation. Section 39 of the NGCDF Act requires that disbursement of funds to the Constituency Fund Account should be effected at the beginning of the first quarter of each financial year. Constituencies are required to receive an equal amount equivalent to twenty – five per of the annual allocation and thereafter three equal installments at the beginning of the second, third and fourth quarters of the financial year.

## 6.0 COMMITTEE ACHIEVEMENTS

1. In collaboration with the Council of Governors' an amicable solution was reached on the funding of incomplete projects that are under devolved functions, the Council of Governors' should seek for a conditional grant of Ksh. 1.2 billion to complete the said projects;
2. The National Treasury has released Ksh.2.billion towards the arrears of Ksh.4.9 billion for financial years 2011/12, 2012/2013, 2013/2014 and 2014/2015.The remaining amount is Ksh.2.9billion;
3. The Ajira digital platform driven by the Ministry of Information Communication and Technology to empower the youth access job opportunities, this was through a collaboration with the said Ministry and the fund constructed and installed devices in the Digital Innovation Hubs at the constituencies. The project was aimed at introducing young people to online digital work and provide the too training and mentorship needed for young people to work online and earn an income with dignity. This has contributed in achieving the Country's objective of a globally competitive knowledge-based middle – income economy in an increasingly digital world;
4. On the construction of new KMTC campus the Kenya Medical Training College has offered policy guidelines for any new campus construction to avoid mushrooming of campuses with no teaching staff and health care facility to train students, in view of the above the NG-CDF Board and KMTC will in future joint consider and approve any funding of any new campus.
5. Engagement with the National Treasury on consistent delay of the release of funds by the National Treasury which had hampered timely disbursement of Funds and implementation of the projects by the NG-CDF Board. The Committee was able to agree with the National Treasury that Ksh.2 billion should be released to the kitty every two weeks in a month. That enabled the Board to receive fu allocation for all financial years since 2017 to 2022.
6. On matters legislation the Committee has considered 4 bills that is;
  - i. The NG-CDF (Amendment) Bill No.34 of 2021 by Hon. Tindi Mwale, MP that proposed an increment of percentage from 2.5% to 5% of the National Shareable Revenue, the Bill underwent public participation and the Committee consulted with several Ministries and other stakeholders. The Committee also held public hearings in 25 counties to seek for views on the Bill;
  - ii. The NG-CDF (Amendment) Bill No.4 of 2021 on the proposed amendments by the Committee was concluded and awaiting approval by the house;

- iii. The NG-CDF (Amendment) Bill No.59 by the Hon. Eseli Simiyu which proposed to review the sharing formula to ensure equity/ equitable distribution of three quarters of the funds equally amongst constituencies, while one quarter is shared equitably based on the number of wards in each constituency;
- iv. The Committee ensured that the NG-CDF Board receive authorization on recruitment of critical personnel to fill positions in the Board by asking the public service commission to lift the freeze on recruitment through the cabinet secretary National and Planning and the process of recruitment is currently on-going.

7. The period between the years 2017-2022, the NG-CDF Funds managed to achieve the following:

- (a) Twenty four thousand and twenty (**24,020**) classrooms were constructed which Created extra capacity for one million eighty thousand and nine hundred (**1,080,900**) more students
- (b) Three thousand two hundred and eighty eight (**3,288**) Administration Blocks were newly constructed;
- (c) One hundred and thirty one (**131**) Libraries were newly constructed.
- (d) One thousand three hundred and ninety seven (**1,397**) Laboratories were newly constructed and equipped:
- (e) Nineteen thousand four hundred (**19,400**) toilets were newly constructed:
- (f) Nine hundred sixty one (**961**) School Buses were purchased through Full funding of NG-CDF Funds:
- (g) Eighty hundred thirty three (**833**) dining halls were newly constructed
- (h) Eight hundred seventy six (**876**) staff houses were newly constructed
- (i) One hundred and ninety (**190**) KMTC lecture halls and sixty seven (**67**) administration blocks were constructed.
- (j) Ten (10) administration blocks and (**74**) lecture halls were constructed to completion in tertiary training institutions
- (k) One thousand one hundred and fifty six (**1,156**) dormitories were constructed.
- (l) One hundred ninety six (193) National Government administration offices were constructed
- (m) Two thousand one hundred and two (2102) Chief's/assistant chief's offices and camps were constructed
- (n) One thousand and ninety one (1091) Police posts (camps constructed)
- (o) One thousand and fifty (1050) of rooms of Police houses were constructed.
- (p) Two thousand five hundred (2500) Toilets in security facilities were constructed
- (q) Under Restoration of trees cover six thousand seven hundred seventy three (6773) institutions benefited.
- (r) Under Sanitation and waste disposal one thousand six hundred sixty six (1666) toilets were built.

- (s) Under water conservation four thousand thirty seven (4037) were bought
- (t) Under soil conservation two hundred sixteen (216) sites benefited.
- (u) Under Energy conservation one hundred twenty (120) power lights were erected.
- (v) Other projects (fencing, landscaping) one hundred forty six (146) institutions benefited.
- (w) Nine hundred thirty three (933) Sports tournaments were conducted, one thousand four hundred fifty eight (1458) sports uniform and equipment purchased and construction of twenty nine (29) play grounds, field grading and fencing.

## 7.0 COMMITTEE OBSERVATIONS

The Committee observed that-

- (1) The National Government has dedicated towards the NG-CDF Fund, a minimum of two and half per cent (2.5%) of its equitable share of annual revenue to fund projects identified by the community at constituency level, within the framework of the Constitution. The National Assembly Select Committee has ensured posterity of the Fund thereby enabling socio-economic development in all 290 constituencies;
- (2) The National Treasury has released Ksh.2.billion towards the arrears of Ksh.4.9 billion for financial years 2011/12, 2012/2013, 2013/2014 and 2014/2015.The remaining amount is Ksh.2.9billion.
- (3) The NG-CDF Board approved only projects that are aligned to the national government functions during the period under review. The key sectors funded by the NG-CDF include education sector (Primary schools, Secondary schools, Tertiary institutions and bursary to needy students in tertiary, secondary and special schools), security, sports and environment. The Fund has enhanced physical infrastructure at the grassroots level through construction and renovation of new and existing schools (both secondary), Medical Training Colleges and Technical Training Institutes. Physical infrastructure included libraries, classrooms, laboratories, dormitories, kitchen, latrines, water tanks, buying of desks and equipping of laboratories. This has resulted in remarkable progress in the Country's education standards.
- (4) The Fund has had tremendous impact towards improving the livelihoods of the citizens across the country. Various sectors have performed well particularly education through provision of bursaries and infrastructure development. It is therefore worth noting that the Fund has gone a long way to supplement government's effort towards access to education through infrastructure development resulting to increase in transition rate from primary to secondary schools. Further, through bursary provision, there has been increased retention rate at secondary and tertiary levels of education;
- (5) The fund has contributed to the attainment of the government's Big four agenda. Constituencies have been allowed to fund social security programme in 2018/19 financial

year which has scaled up the National Hospital Insurance Fund (NHIF) cover for the old, vulnerable persons and children, thereby, contributing to the government's agenda on universal health coverage. The Committee notes that the new section 15(1B) of the National Health Insurance Fund Act, No. 9 of 1998, provides that, the national government shall be liable as a contributor to the National Health Insurance Fund on behalf of indigent and vulnerable persons as identified by the relevant government body. Further, section 48 of the National Government Constituencies Development Fund Act, No. 30 of 2015 provides that social security programmes shall be considered as development projects for purposes of the Act.

Furthermore, apart from Nairobi Region, all the other regions allocated at least **Kshs. 1,000,000** in support of Technical Training Institutes (TTIs) in 2018/19 financial year. This is expected to produce the requisite skills to enable set up cottage industries. Furthermore, some regions allocated part of their total allocations in 2017/18 financial year to the ICT Hubs in support of the manufacturing sector;

- (6) The National Government Constituency Development Fund is facing Constitutional legal suits now at the Supreme Court after two organisations challenged a decision made by the Court of Appeal in November 2017. The Institute for Social Accountability (TISA) and Centre for Enhancing Democracy and Good Governance have gone to Supreme Court to challenge the constitutionality of NG-CDF Act, 2015. They argue that the current NG-CDF Act is unconstitutional as it offends the principles of public finance, division of revenue and the division of functions of the national and county governments;
- (7) The formula for sharing the revenue horizontally amongst the constituencies does not factor in the unique circumstances of each constituency. The sharing is on equal basis despite the differing situations of the constituencies;
- (8) The reporting of project activities at the constituency level by the Fund Account Managers is hampered by lack of skills and competencies necessary to provide accurate and well documented activities reports to the oversight institutions. This is further affected by the frequent requests for transfer of managers. This affects discharge of duty such as preparation of financial statements and response to audit queries;

- (9) In order to improve the visibility of NG-CDF projects at the grass root, the Board undertook various Public and media relation activities among them exhibitions, road shows, media education tours, surveys documentaries, Agricultural Society of Kenya Shows and various infomercials. The Board has also showcased special documentaries with testimonials on how projects have been implemented and how they have impacted lives at the grassroots level; and,
- (10) The eleven Board members of the NG-CDF is fully constituted. The Chief executive Officer of the Fund who is also the Ssecretary to the Board who has served in acting capacity for many years has now been recruited to assume the position on substantive basis.

## 8.0 RECOMMENDATIONS

The Committee recommends to the National Assembly that-

- (1) The minimum of two and half per cent (2.5%) of its equitable share of annual revenue to fund that is allocated to the fund be increased to a minimum of 5% of the equitable share of the annual revenue. The National Assembly should fast-track the process of passing the NG-CDF (Amendment) Bill No.34 by the Hon. Tindi Mwale, MP that entails increment of the Fund to 5%.**
- (2) The NG-CDF Board should enhance capacity building of Fund Account Managers for preparation of comprehensive project implementation reports, financial statements and other operational reporting that conform to the requirements of the National Assembly and other oversight bodies. Subsequently, specific resources should be set aside by the Board to ensure that this objective is achieved in every Financial Year.**
- (3) The National Treasury should ensure the timely release of funds into the Fund. The National Assembly should consider more stringent measures to ensure that the trend by the National Treasury to inordinately delay release of funds to the Board is minimized.**
- (4) Adequate resources should be allocated and personnel provided to ensure that projects implemented in hardship, marginalized areas with security issues are still over-sighted. Alternatively, independent structures at the grassroots should be put in place to monitor the progress of development projects and put in place strong measures accountability measures.**
- (5) The NG-CDF Committees should enhance Community participation through sensitization of Community in project identification, monitoring and other aspects of the Fund. Further, the Community should be encouraged to provide contributions wherever possible, either in the form of skilled or unskilled labor and materials needed for construction of the projects.**
- (6) The Board should work in consultation with the Ministry of Health and the Departmental Committee on Health in regards to the guidelines on the locations for the setting up of medical training colleges to avoid mushrooming of campuses due to**

the limited teaching staff and health care facilities to train students by using KMTC guidelines on new campus.

- (7) The NG-CDF Board should ensure that, the implementation of the Constituency Innovation Hubs is optional, and that mechanisms be put in place to allow reallocation of funds set aside for the CIH to other priority projects within the financial year. The Ministry of Information, Communications and Technology should take initiatives of wider consultation with all stakeholders especially National Government Constituencies Development Fund Committees' role in implementing the programme.
- (8) The NG-CDF Board in liaison with key stakeholders should enforce the requirement for strategic planning by the constituencies. Funds should be allocated based on planned programmes.
- (9) The Board should come up with Regulations to align with the amended Act as passed by the House, and to ensure the full operationalization of the Act.

FSR

Signed



Date

03-06-2022

**HON. WAFULA WAMUNYINYI, CBS, MP**

**CHAIRPERSON, NATIONAL GOVERNMENT CONSTITUENCIES DEVELOPMENT FUND**

ADOPTION LIST

MINUTES



TWELFTH PARLIAMENT –SIXTH SESSION – 2022

THE NATIONAL ASSEMBLY

SELECT COMMITTEE ON NG-CDF

ADOPTION LIST

REPORT ON: EXIT REPORT OF THE 12<sup>th</sup> PARLIAMENT

2017-2022

DATE: 3/6/2022 VENUE: Whitesands Hotel

NAME	Signature
1. Hon. Wafula Wamunyinyi, CBS, M.P. Chairperson	
2. Hon. Omar Mohamed Maalim Hassan, M.P. –Vice Chairperson	
3. Hon. Fred Kapondi Chesebe, M.P.	
4. Hon. Moses Lessonet, M.P.	
5. Hon. Richard Nyagaka Tongi, M.P.	
6. Hon. Sharif Athman Ali, M.P.	
7. Hon. Sophia Abdi Noor, M.P.	
8. Hon. Ferdinand Wanyonyi, M.P.	
9. Hon. John Lodepe Nakara, M.P.	
10. Hon. Cornelly Serem, MP	
11. Hon. Onesmas Kimani Ngunjiri, MP	
12. Hon. Benjamin Gathiru Mwangi, M.P.	
13. Hon. Janet Jepkemboi Sitienei, M.P.	
14. Hon. Fred Ouda, M.P.	
15. Hon. Joshua Mwalyo, M.P.	
16. Hon. Kassim Sawa Tandaza, M.P.	
17. Hon. George Kariuki Macharia, M.P.	
18. Hon. Josphat Gichunge Mwirabua Kabeabea, M.P.	
19. Hon. Joseph Oyula, M.P.	

ADOPTION MINUTE

**MINUTES OF THE TWENTIETH SITTING OF THE SELECT COMMITTEE ON NATIONAL GOVERNMENT CONSTITUENCIES DEVELOPMENT FUND HELD ON FRIDAY 3<sup>RD</sup> JUNE, 2022 IN WHITESANDS HOTEL MOMBASA AT 10.00 AM**

**MEMBERS PRESENT**

1. Hon. Wafula Wamunyinyi, CBS,MP –**Chairperson**
2. Hon. Onesmus Ngunjiri, MP
3. Hon. John Lodepe Nakara, MP
4. Hon. Fred Kapondi Chesebe, MP
5. Hon. Richard Tongi,MP
6. Hon. Cornelly Serem, MP
7. Hon. Benjamin Gathiru Mwangi, MP
8. Hon. Kasim Tandaza Sawa, MP
9. Hon. Joseph Oyula, MP
10. Hon. Mwalyo Joshua, MP
11. Hon. George Kariuki Macharia, MP
12. Hon. Sharif Athman, MP

**ABSENT WITH APOLOGIES**

1. Hon. Omar Maalim, MP – **Vice Chairperson**
2. Hon. Fred Ouda, MP
3. Hon. Moses K. Lessonet, MP
4. Hon. Janet Jepkemboi Sitienei, MP
5. Hon. Sophia Abdi Noor, MP
6. Hon. Ferdinand Wanyonyi, MP
7. Hon. Josphat Gichunge Kabeabea, MP

## SECRETARIAT

1. Ms. Florence Abonyo - Director Audit, Appropriation and other select Committees
2. Mr. Hassan Arale - Clerk Assistant II
3. Ms. Christine Odhiambo - Legal Counsel I
4. Mr. Joshua Lenambeti - Serjeant at Arms
5. Mr. John Mungai - Audio Officer

## AGENDA

1. Preliminaries
2. **Consideration of legacy report of the 12<sup>th</sup> Parliament**
3. A.O.B

### **MIN: NA/DAASC/CNG-CDF/2022/ 089: PRELIMINARIES**

The Chairperson called the meeting to order at 10.23 am and said the prayers.

### **MIN: NA/DAASC/CNG-CDF/2022/090: CONSIDRATION AND ADOPTION OF THE LEGACY REPORT OF THE 12<sup>TH</sup> PARLIAMENT FOR THE PERIOD 2017-2022**


After deliberation in consideration of the legacy report of the Committee in the 12<sup>th</sup> Parliament in the period 2017-2022, the report was adoption as the true reflection of the work of the Committee after it was proposed by Hon. Cornelly Serem M.P and seconded by Hon. Fred Kapondi, M.P with following recommendation;

- (1) The minimum of two and half per cent (2.5%) of its equitable share of annual revenue to fund that is allocated to the fund be increased to a minimum of 5% of the equitable share of the annual revenue. The National Assembly should fast-track the process of passing the NG-CDF (Amendment) Bill No.34 by the Hon. Tindi Mwale, MP that entails increment of the Fund to 5%.
- (2) The NG-CDF Board should enhance capacity building of Fund Account Managers for preparation of comprehensive project implementation reports, financial statements and other operational reporting that conform to the requirements of the National Assembly and other oversight bodies. Subsequently, specific resources should be set aside by the Board to ensure that this objective is achieved in every Financial Year.

- (3) The National Treasury should ensure the timely release of funds into the Fund. The National Assembly should consider more stringent measures to ensure that the trend by the National Treasury to inordinately delay release of funds to the Board is minimized.
- (4) Adequate resources should be allocated and personnel provided to ensure that projects implemented in hardship, marginalized areas with security issues are still over-sighted. Alternatively, independent structures at the grassroots should be put in place to monitor the progress of development projects and put in place strong measures accountability measures.
- (5) The NG-CDF Committees should enhance Community participation through sensitization of Community in project identification, monitoring and other aspects of the Fund. Further, the Community should be encouraged to provide contributions wherever possible, either in the form of skilled or unskilled labor and materials needed for construction of the projects.
- (6) The Board should work in consultation with the Ministry of Health and the Departmental Committee on Health in regards to the guidelines on the locations for the setting up of medical training colleges to avoid mushrooming of campuses due to the limited teaching staff and health care facilities to train students by using KMTC guidelines on new campus.
- (7) The NG-CDF Board should ensure that, the implementation of the Constituency Innovation Hubs is optional, and that mechanisms be put in place to allow reallocation of funds set aside for the CIH to other priority projects within the financial year. The Ministry of Information, Communications and Technology should take initiatives of wider consultation with all stakeholders especially National Government Constituencies Development Fund Committees' role in implementing the programme.
- (8) The NG-CDF Board in liaison with key stakeholders should enforce the requirement for strategic planning by the constituencies. Funds should be allocated based on planned programmes.
- (9) The Board should come up with Regulations to align with the amended Act as passed by the House, and to ensure the full operationalization of the Act.

**MIN: NA/DAASC/CNG-CDF/2022/091: ADJOURNMENT**

There being no any other business the meeting was adjourned, the dates and time for the next meeting shall be communicated by notice.

Signature ..... 

for

**HON. WAFULA WAMUNYINYI, CBS, M.P.**

**(CHAIRPERSON)**

Date ..... 03-06-2022

## ANNEXTURES



## ANNEXURES

### *Annex I*

**Constituencies that have received between 69% and 99.6% of the funds allocated in 2021/22 Financial Year due to non-clearance of outstanding projects issues.**

No.	Constituencies	Allocation (Kshs.)	Amount Disbursed (Kshs.)	Balance (Kshs.)
1	Ainamoi	137,088,879	125,088,879	12,000,000
2	Baringo North	137,088,879	124,588,879	12,500,000
3	Bobasi	137,088,879	124,588,879	12,500,000
4	Bomachoge Borabu	137,088,879	127,088,879	10,000,000
5	Bomet Central	137,088,879	114,421,883	22,666,996
6	Bomet East	137,088,879	123,088,879	14,000,000
7	Bonchari	137,088,879	115,238,879	21,850,000
8	Bondo	137,088,879	134,347,101	2,741,778
9	Borabu	137,088,879	134,038,879	3,050,000
10	Bumula	137,088,879	126,088,879	11,000,000
11	Buuri	137,088,879	123,738,879	13,350,000
12	Changamwe	137,088,879	107,088,879	30,000,000
13	Chepalungu	137,088,879	116,388,879	20,700,000
14	Chuka/Igambang'ombe	137,088,879	124,828,879	12,260,000
15	Eldama Ravine	137,088,879	120,000,000	17,088,879
16	Embakasi East	137,088,879	109,900,000	27,188,879
17	Embakasi North	137,088,879	94,000,000	43,088,879
18	Embakasi West	137,088,879	123,088,879	14,000,000
19	Emuhaya	137,088,879	123,915,867	13,173,012
20	Emurua Dikirr	137,088,879	124,238,879	12,850,000
21	Funyula	137,088,879	121,853,089	15,235,790
22	Ganze	137,088,879	124,688,879	12,400,000
23	Gatanga	137,088,879	124,588,879	12,500,000
24	Gem	137,088,879	125,088,879	12,000,000
25	Homa Bay Town	137,088,879	124,088,879	13,000,000
26	Igembe Central	137,088,879	136,339,697	749,182
27	Isiolo South	137,088,879	124,488,879	12,600,000

No.	Constituencies	Allocation (Kshs.)	Amount Disbursed (Kshs.)	Balance (Kshs.)
28	Juja	137,088,879	123,488,879	13,600,000
29	Kabondo Kasipul	137,088,879	128,788,879	8,300,000
30	Kajiado Central	137,088,879	124,398,712	12,690,167
31	Kajiado North	137,088,879	128,093,879	8,995,000
32	Kangundo	137,088,879	124,588,879	12,500,000
33	Kapenguria	137,088,879	124,347,101	12,741,778
34	Karachuonyo	137,088,879	126,788,699	10,300,180
35	Kieni	137,088,879	129,088,879	8,000,000
36	Kigumo	137,088,879	113,000,000	24,088,879
37	Kiharu	137,088,879	117,088,879	20,000,000
38	Kikuyu	137,088,879	135,988,879	1,100,000
39	Kilifi South	137,088,879	131,888,879	5,200,000
40	Kilome	137,088,879	133,088,879	4,000,000
41	Kimilili	137,088,879	124,088,879	13,000,000
42	Kipkelion East	137,088,879	132,488,879	4,600,000
43	Kisauni	137,088,879	127,088,879	10,000,000
44	Kitutu Masaba	137,088,879	125,088,879	12,000,000
45	Kuresoi North	137,088,879	135,288,879	1,800,000
46	Kuresoi South	137,088,879	124,358,879	12,730,000
47	Kuria East	137,088,879	119,588,879	17,500,000
48	Kuria West	137,088,879	123,988,879	13,100,000
49	Laikipia East	137,088,879	123,288,879	13,800,000
50	Lari	137,088,879	119,827,379	17,261,500
51	Luanda	137,088,879	117,242,280	19,846,599
52	Lugari	137,088,879	125,488,879	11,600,000
53	Machakos Town	137,088,879	131,759,728	5,329,151
54	Matayos	137,088,879	123,088,879	14,000,000
55	Mathare	137,088,879	122,937,101	14,151,778
56	Matungu	137,088,879	123,763,070	13,325,809
57	Mbeere North	137,088,879	124,088,879	13,000,000
58	Msambweni	137,088,879	122,993,879	14,095,000
59	Mt. Elgon	137,088,879	128,788,879	8,300,000
60	Muhoroni	137,088,879	123,088,879	14,000,000

No.	Constituencies	Allocation (Kshs.)	Amount Disbursed (Kshs.)	Balance (Kshs.)
61	Mukurweini	137,088,879	123,988,879	13,100,000
62	Mwala	137,088,879	123,588,879	13,500,000
63	Mwatate	137,088,879	135,798,879	1,290,000
64	Mwingi Central	137,088,879	136,588,879	500,000
65	Nakuru Town East	137,088,879	129,088,879	8,000,000
66	Ndhiwa	137,088,879	134,388,879	2,700,000
67	North Imenti	137,088,879	124,888,879	12,200,000
68	North Mugirango	137,088,879	115,000,000	22,088,879
69	Nyando	137,088,879	123,288,879	13,800,000
70	Nyatike	137,088,879	128,538,879	8,550,000
71	Ol Kalou	137,088,879	119,630,879	17,458,000
72	Roysambu	137,088,879	131,259,187	5,829,692
73	Ruiru	137,088,879	126,088,879	11,000,000
74	Sabatia	137,088,879	125,388,879	11,700,000
75	Seme	137,088,879	125,088,879	12,000,000
76	Sigor	137,088,879	125,088,879	12,000,000
77	Sirisia	137,088,879	125,088,879	12,000,000
78	South Imenti	137,088,879	135,088,879	2,000,000
79	South Mugirango	137,088,879	128,788,879	8,300,000
80	Starehe	137,088,879	126,088,879	11,000,000
81	Suna East	137,088,879	129,088,879	8,000,000
82	Tiaty	137,088,879	127,088,879	10,000,000
83	Tigania East	137,088,879	120,000,000	17,088,879
84	Tongaren	137,088,879	128,088,879	9,000,000
85	Turbo	137,088,879	136,588,879	500,000
86	Turkana Central	137,088,879	135,788,261	1,300,618
87	Ugenya	137,088,879	116,000,000	21,088,879
88	Ugunja	137,088,879	132,588,879	4,500,000
89	Webuye West	137,088,879	129,088,879	8,000,000
	<b>Total</b>	<b>12,200,910,231</b>	<b>11,132,966,048</b>	<b>1,067,944,183</b>

*Annex II*

**Disbursement of funds to Constituencies with respect to outstanding balances for previous financial years (2020/22 – 2010/11 Financial Years)**

<b>Financial Year</b>	<b>No.</b>	<b>Constituency name</b>	<b>Amount disbursed (Kshs.)</b>
<b>2010/11</b>	1.	Bobasi	800,000
	2.	Kisumu Rural (Seme)	300,000
	3.	Kisumu Rural (Kisumu West)	300,000
	4.	Lurambi	800,000
	5.	Starehe	4,000,000
<b>2011/12</b>	1.	Karachuonyo	600,000
	2.	Masinga	200,000
	3.	Starehe	900,000
<b>2013/14</b>	1.	Magarini	4,482,759
	2.	Shinyalu	6,200,000
<b>2014/15</b>	1.	Voi	3,000,000
<b>2015/16</b>	1.	Baringo South	500,000
	2.	Bobasi	500,000
	3.	Butere	500,000
	4.	Butula	5,500,000
	5.	Chepalungu	500,000
	6.	Igembe North	200,000
	7.	Kilome	900,000
	8.	Machakos Town	500,000
	9.	Makadara	500,000

Financial Year	No.	Constituency name	Amount disbursed (Kshs.)
	10.	Malindi	500,000
	11.	Naivasha	1,600,000
	12.	South Mugirango	500,000
	13.	Turkana West	1,000,000
<b>2016/17</b>	1.	Awendo	1,400,000
	2.	Bureti	460,000
	3.	Gem	400,000
	4.	Jomvu	4,000,000
	5.	Kajiado Central	800,000
	6.	Kasarani	2,000,000
	7.	Lurambi	500,000
	8.	Mwatate	637,930.93
	9.	Nyatike	400,000
	10.	Roysambu	500,000
	11.	Starehe	545,977.00
<b>2017/18</b>	1.	Bura	2,000,000
	2.	Eldama Ravine	947,693.00
	3.	Embakasi West	5,000,000
	4.	Emurua Dikirr	4,100,000
	5.	Kibwezi East	1,000,000
	6.	Matayos	3,950,000

<b>Financial Year</b>	<b>No.</b>	<b>Constituency name</b>	<b>Amount disbursed (Kshs.)</b>
	7.	Mbeere South	2,209,999.93
	8.	Nakuru Town East	5,000,000
	9.	Ndhiwa	2,500,000
	10.	Nyakach	5,489,655.17
	11.	Roysambu	4,331,034.13
<b>2018/19</b>	1.	Ainabkoi	630,000
	2.	Banissa	300,000
	3.	Baringo South	11,266,037.64
	4.	Bobasi	800,000
	5.	Cherangany	1,000,000
	6.	Dagoretti South	17,845,477.00
	7.	Embakasi East	1,652,617.20
	8.	Emuhaya	1,200,000
	9.	Homabay Town	2,000,000
	10.	Ikolomani	1,700,000
	11.	Karachuonyo	7,500,000
	12.	Kieni	2,018,404.07
	13.	Kitui South	5,200,000
	14.	Luanda	1,500,000
	15.	Mandera North	1,500,000
	16.	Matayos	800,000

<b>Financial Year</b>	<b>No.</b>	<b>Constituency name</b>	<b>Amount disbursed (Kshs.)</b>
	17.	Mbeere South	11,900,000
	18.	Mbooni	4,140,000
	19.	Mwatate	1,831,635.02
	20.	Mwingi Central	800,000
	21.	Nakuru Town East	12,500,000
	22.	Ndaragwa	7,500,000
	23.	Nyeri Town	7,500,000
	24.	Othaya	6,700,000
	25.	Starehe	2,067,024.00
	26.	Ugenya	1,150,000.00
	27.	Wundanyi	100,000
<b>2019/20</b>	1.	Baringo North	10,294,806
	2.	Baringo South	5,000,000
	3.	Dagoretti North	5,000,000
	4.	Embakasi West	69,367,724.14
	5.	Emgwen	12,000,000
	6.	Gatundu North	1,000,000
	7.	Igembe North	1,500,000
	8.	Kajiado Central	1,500,000
	9.	Kigumo	20,000,000
	10.	Kilome	382,975.18

<b>Financial Year</b>	<b>No.</b>	<b>Constituency name</b>	<b>Amount disbursed (Kshs.)</b>
	11.	Kisauni	430,000
	12.	Kisumu West	2,483,755.00
	13.	Kitutu Chache North	1,500,000
	14.	Konoin	2,700,000.00
	15.	Lamu West	19,541,537
	16.	Magarini	1,900,000.00
	17.	Muhoroni	12,575,975.18
	18.	Mvita	49,367,724.14
	19.	Mwingi Central	49,367,724
	20.	Narok East	3,000,000
	21.	Narok West	5,500,000
	22.	Olkalou	1,500,000
	23.	Roysambu	6,500,000
	24.	Samburu North	2,500,000
	25.	Ugenya	9,000,000.00
	26.	Webuye East	8,790,000
<b>2020/21</b>	1.	Alego Usonga	12,088,879.31
	2.	Awendo	12,088,879.31
	3.	Balambala	12,088,879.31
	4.	Baringo Central	8,688,879.31
	5.	Bomachoge Borabu	12,088,879.31

<b>Financial Year</b>	<b>No.</b>	<b>Constituency name</b>	<b>Amount disbursed (Kshs.)</b>
	6.	Bomachoge Chache	12,088,879.31
	7.	Bondo	11,188,879.31
	8.	Borabu	9,413,018.10
	9.	Butula	1,000,000.00
	10.	Central Imenti	12,688,879.31
	11.	Changamwe	12,688,879.31
	12.	Cherangany	12,688,879.31
	13.	Chesumei	12,088,879.31
	14.	Dagoretti North	13,688,879.31
	15.	Dagoretti South	8,188,879.31
	16.	Embakasi East	19,725,000.00
	17.	Embakasi South	12,088,879.31
	18.	Ganze	16,688,879.31
	19.	Garsen	12,088,879.31
	20.	Hamisi	12,088,879.31
	21.	Igembe Central	12,088,879.31
	22.	Igembe South	25,000,000.
	23.	Jomvu	13,088,879.31
	24.	Kabete	12,088,879.31
	25.	Kabondo Kasipul	12,088,879.31
	26.	Kacheliba	12,088,879.31

<b>Financial Year</b>	<b>No.</b>	<b>Constituency name</b>	<b>Amount disbursed (Kshs.)</b>
	27.	Kaiti	12,088,879.31
	28.	Kajiado South	11,388,879.31
	29.	Kajiado West	12,088,879.31
	30.	Kaloleni	12,088,879.31
	31.	Kamukunji	11,688,879.31
	32.	Kangundo	12,088,879.31
	33.	Kapseret	12,088,879.31
	34.	Kasarani	13,688,879.31
	35.	Kathiani	12,088,879.31
	36.	Keiyo North	12,088,879.31
	37.	Keiyo South	12,088,879.31
	38.	Kesses	12,088,879.31
	39.	Kiambaa	19,088,879.31
	40.	Kibra	12,088,879.31
	41.	Kibwezi East	7,000,000.00
	42.	Kibwezi West	10,188,879.31
	43.	Kilome	12,088,879.31
	44.	Kinango	21,250,000.00
	45.	Kisumu West	12,088,879.31
	46.	Kitui Central	11,188,879.31
	47.	Kitui East	12,088,879.31

<b>Financial Year</b>	<b>No.</b>	<b>Constituency name</b>	<b>Amount disbursed (Kshs.)</b>
	48.	Kitui Rural	11,188,879.31
	49.	Kitui South	12,088,879.31
	50.	Kitui West	12,088,879.31
	51.	Kitutu Chache North	11,188,879.31
	52.	Kitutu Chache South	11,188,879.31
	53.	Kuria West	12,688,879.31
	54.	Lafey	12,088,879.31
	55.	Laikipia East	13,688,879
	56.	Laikipia North	11,188,879.31
	57.	Laisamis	12,088,879.31
	58.	Lamu West	11,188,879.31
	59.	Langata	12,088,879.31
	60.	Likoni	12,088,879.31
	61.	Likuyani	11,188,879.31
	62.	Loima	12,088,879.31
	63.	Lungalunga	11,188,879.31
	64.	Machakos Town	12,088,879.
	65.	Makueni	2,106,898.27
	66.	Malindi	12,088,879.31
	67.	Mandera South	11,088,879.31
	68.	Mandera West	12,088,879.31

<b>Financial Year</b>	<b>No.</b>	<b>Constituency name</b>	<b>Amount disbursed (Kshs.)</b>
	69.	Mathioya	12,088,879.31
	70.	Mathira	13,688,879.31
	71.	Matungulu	12,088,879.31
	72.	Mavoko	12,088,879.31
	73.	Mbeere North	12,688,879.31
	74.	Mbeere South	12,688,879.31
	75.	Mbooni	11,188,879.31
	76.	Moiben	12,088,879.31
	77.	Moyale	12,088,879.31
	78.	Msambweni	12,088,879.31
	79.	Mumias West	11,088,879.31
	80.	Mvita	10,088,879.31
	81.	Mwala	12,088,879.31
	82.	Mwingi West	12,088,879.31
	83.	Naivasha	12,088,879.31
	84.	Nakuru Town West	12,088,879.31
	85.	Nandi Hills	12,088,879.31
	86.	Narok East	12,088,879.31
	87.	Narok South	12,088,879.31
	88.	Narok West	12,088,879.31
	89.	Ndaragwa	12,088,879.31

<b>Financial Year</b>	<b>No.</b>	<b>Constituency name</b>	<b>Amount disbursed (Kshs.)</b>
	90.	Sigor	12,088,879.31
	91.	Seme	12,088,879.31
	92.	Samburu North	12,088,879.31
	93.	Samburu East	12,088,879.31
	94.	Saboti	12,088,879.31
	95.	Runyenjes	12,088,879.31
	96.	Yatta	12,088,879.31
	97.	Westlands	12,088,879
	98.	West Mugirango	12,088,879.31
	99.	Webuye West	12,588,879.31
	100.	Voi	12,088,879.31
	101.	Uriri	12,088,879.31
	102.	Ugunja	10,188,879.31
	103.	Ugenya	12,088,879.31
	104.	Turkana West	11,300,000.00
	105.	Turkana East	10,900,000.00
	106.	Tinderet	12,088,879.
	107.	Tigania West	12,088,879.31
	108.	Tiaty	12,809,672.41
	109.	Tharaka	12,088,879.31
	110.	Thika Town	12,088,879.31

<b>Financial Year</b>	<b>No.</b>	<b>Constituency name</b>	<b>Amount disbursed (Kshs.)</b>
	111.	Tetu	13,688,879.31
	112.	Teso North	10,250,000
	113.	Tarbaj	12,688,879.31
	114.	Suna West	12,088,879.31
	115.	Subukia	17,341,512.21
	116.	Suba North	12,200,000
	117.	Soy	12,088,879.31
	118.	Njoro	12,088,879.31
	119.	North Horr	11,288,879.31
	120.	North Mugirango	12,000,000
	121.	Nyakach	12,088,879.31
	122.	Nyeri Town	12,688,879.31
	123.	OI Joro Orok	12,180,000
	124.	Othaya	13,688,879.31
	125.	Rabai	9,088,879.31
	126.	Rangwe	12,088,879.31
	127.	Rarieda	12,088,879.31
	128.	Rongo	12,088,879.31
	129.	Roysambu	11,188,879.31
	130.	Ruaraka	12,088,879.31
	131.	Ruiru	12,088,879.31

<b>Financial Year</b>	<b>No.</b>	<b>Constituency name</b>	<b>Amount disbursed (Kshs.)</b>
	132.	Baringo South	13,300,000.00
	133.	Fafi	12,088,879.31
	134.	Homabay Town	12,659,486.00
	135.	Lugari	12,088,879.31
	136.	Nakuru Town East	12,088,879.31
	137.	Narok North	10,696,260.01
	138.	Samburu West	7,700,000.00
	139.	Webuye East	12,088,879.31
	140.	South Mugirango	12,688,879.31
	141.	Nyatike	12,088,879.31

*Annex II*

**Constituencies that are eligible for funding once the arrears of Kshs.4.9 billion have been received**

<b>Financial Year</b>	<b>No.</b>	<b>Constituency name</b>	<b>Outstanding Balance (Kshs.)</b>
<b>2010/11</b>	1.	Bomet (Bomet East)	500,000
	2.	Kapenguria	1,370,000
<b>2011/12</b>	1.	Dagoretti (Dagoretti South)	600,000
<b>2014/15</b>	1.	Mogotio	150,000
<b>2015/16</b>	1.	Karachuonyo	1,240,000
	2.	Kibra	500,000

<b>Financial Year</b>	<b>No.</b>	<b>Constituency name</b>	<b>Outstanding Balance (Kshs.)</b>
<b>2017/18</b>	1.	Balambala	1,000,000
	2.	Chuka Igamba Ngombe	3,848,275.87
	3.	Kisumu East	100,000
	4.	Mwingi Central	227,586.00
<b>2018/19</b>	1.	Budalangi	1,500,000
	2.	Chuka Igamba Ng'ombe	2,300,000
	3.	Emurua Dikir	3,000,000
	4.	Kilome	850,000
	5.	Kitutu Chache North	2,000,000
	6.	Lagdera	300,000
	7.	Laikipia East	266,370
	8.	Samburu North	6,000,000
	9.	Samburu West	4,916,725
<b>2019/20</b>	1.	Chuka Igambang'ombe	300,000
	2.	Garissa Township	15,000,000
	3.	Isiolo North	9,747,354.48
	4.	Kiharu	700,000
	5.	Kilifi North	158,062.00
	6.	Kuresoi South	600,000.00
	7.	Nakuru Town East	8,550,000

Financial Year	No.	Constituency name	Outstanding Balance (Kshs.)
	8.	Suna East	763,430
	9.	Wundanyi	3,763,784
<b>2020/21</b>	1.	Ainamoi	12,088,879.31
	2.	Banissa	12,088,879.31
	3.	Baringo North	12,088,879.31
	4.	Belgut	12,088,879.31
	5.	Bobasi	12,088,879.31
	6.	Bomet Central	12,088,879.31
	7.	Bura	12,688,879.31
	8.	Buuri	12,688,879.31
	9.	Eldas	11,188,879.31
	10.	Embakasi West	16,688,879.31
	11.	Emgwen	12,088,879.31
	12.	Endebess	11,188,879.31
	13.	Gatanga	12,088,879.31
	14.	Gem	12,088,879.31
	15.	Githunguri	12,088,879.31
	16.	Isiolo North	12,088,879.31
	17.	Juja	14,088,879.31
	18.	Kajiado East	12,088,879.31

Financial Year	No.	Constituency name	Outstanding Balance (Kshs.)
	19.	Kajiado North	13,688,879.31
	20.	Kangema	12,088,879.31
	21.	Kapenguria	12,088,879.31
	22.	Kiambu	12,088,879.31
	23.	Kilgoris	12,088,879.31
	24.	Kimilili	12,088,879.31
	25.	Kiminini	12,088,879.31
	26.	Kipkelion East	12,088,879.31
	27.	Kirinyaga Central	12,088,879.31
	28.	Kisauni	12,088,879.31
	29.	Lagdera	12,088,879.31
	30.	Laikipia West	12,088,879.31
	31.	Lari	12,088,879.31
	32.	Lurambi	10,111,111.11
	33.	Maara	17,111,111.11
	34.	Makadara	12,088,879.31
	35.	Malava	12,088,879.31
	36.	Maragwa	12,088,879.31
	37.	Marakwet East	12,088,879.31
	38.	Marakwet West	12,088,879.31

<b>Financial Year</b>	<b>No.</b>	<b>Constituency name</b>	<b>Outstanding Balance (Kshs.)</b>
	39.	Matungu	12,788,879.31
	40.	Mogotio	13,688,879.31
	41.	Molo	12,088,879.31
	42.	Muhoroni	12,088,879.31
	43.	Mwea	12,088,879.31
	44.	Nambale	12,088,879.31
	45.	Sabatia	12,088,879.31
	46.	Wajir West	12,088,879.31
	47.	Wajir South	12,088,879.31
	48.	Wajir North	12,088,879.31
	49.	Wajir East	20,133,076.56
	50.	Vihiga	12,088,879.31
	51.	Turkana South	12,088,879.31
	52.	Turkana North	12,088,879.31
	53.	Starehe	14,088,879.31
	54.	Nyali	13,000,000
	55.	Nyando	12,088,879.31
	56.	Pokot South	12,088,879.31
	57.	Rongai	12,088,879.31
	58.	Bonchari	24,088,879.31

ee on National Government Constituencies Development  
 cy Report for the 12th Parliament

<b>Financial Year</b>	<b>No.</b>	<b>Constituency name</b>	<b>Outstanding Balance (Kshs.)</b>
	59.	Bureti	12,088,879.31
	60.	Chuka Igambangombe	12,088,879.31
	61.	Emuhaya	12,088,879.31
	62.	Gichugu	12,088,879.31
	63.	Kandara	12,088,879.31
	64.	Karachuonyo	12,088,879.31
	65.	Kasipul	12,088,879.31
	66.	Kisumu East	11,188,879.31
	67.	Kuresoi South	12,088,879.31
	68.	Mandera North	12,088,879.31
	69.	Mathare	18,000,000
	70.	Saku	12,088,879.31
	71.	North Imenti	12,088,879.31
	72.	Ol Kalou	14,688,879.31

*Annex IV*

**Constituencies with outstanding projects issues hence not eligible for disbursement of outstanding balances**

<b>Financial Year</b>	<b>No.</b>	<b>Constituency name</b>	<b>Outstanding Balance (Kshs.)</b>
-----------------------	------------	--------------------------	------------------------------------

<b>Financial Year</b>	<b>No.</b>	<b>Constituency name</b>	<b>Outstanding Balance (Kshs.)</b>
<b>2015/16</b>	1.	Alego Usonga	2,200,000
	2.	Bomachoge Chache	8,500,000
	3.	Funyula	500,000
	4.	Kilifi North	1,000,000
	5.	Kipipiri	500,000
	6.	Kipkelion West	1,000,000
	7.	Olkalou	500,000
	8.	Sotik	500,000
	9.	Turbo	500,000
<b>2016/17</b>	1.	Kimilili	500,000
	2.	Samburu West	1,300,000
<b>2017/18</b>	1.	Budalangi	4,575,862
	2.	Embakasi North	10,000,000
	3.	Kanduyi	1,000,000
	4.	Kisumu Central	1,236,206
	5.	Mukurwe-ini	1,497,152.82
	6.	Mwala	1,900,000
	7.	Mwatate	6,471,085.78
	8.	Mwingi North	2,236,206.90
	9.	Ugenya	1,036,167.16
<b>2018/19</b>	1.	Butula	5,788,202.07

Financial Year	No.	Constituency name	Outstanding Balance (Kshs.)
	2.	Eldama Ravine	650,000
	3.	Embakasi South	19,030,000
	4.	Isiolo South	7,910,000
	5.	Kabondo Kasipul	4,890,000
	6.	Kabuchai	1,155,817.51
	7.	Kiharu	500,000
	8.	Kinango	766,677.00
	9.	Kipkelion West	6,000,000
	10.	Kisumu Central	4,980,871.50
	11.	Kuria East	8,000,000
	12.	Kuria West	7,500,000
	13.	Lunga Lunga	5,000,000
	14.	Magarini	8,750,000
	15.	Matungu	2,600,000
	16.	Msambweni	8,000,000
	17.	Mumias East	450,000
	18.	Mwala	5,500,000
	19.	Nyakach	1,172,413.73
	20.	Nyaribari Chache	10,000,000
	21.	Seme	4,300,000
	22.	Shinyalu	1,337,738.14

<b>Financial Year</b>	<b>No.</b>	<b>Constituency name</b>	<b>Outstanding Balance (Kshs.)</b>
	23.	Voi	637,000
	24.	Wajir East	3,320,000
	25.	Wajir North	4,700,000
<b>2019/20</b>	1.	Bomet Central	2,257,000
	2.	Butula	3,000,000
	3.	Embakasi East	30,374,861.02
	4.	Embakasi South	3,181,804.48
	5.	Emurua Dikir	8,700,000
	6.	Homabay Town	3,000,000
	7.	Kabuchai	2,820,000
	8.	Kajiado North	3,000,000
	9.	Kinango	300,000
	10.	Kipipiri	750,000
	11.	Kisumu East	10,000,000
	12.	Kitui East	6,000,000
	13.	Kitutu Masaba	2,332,975
	14.	Laikipia East	300,000
	15.	Limuru	69,367,724.14
	16.	Luanda	1,100,000
	17.	Lurambi	7,500,000
	18.	Manyatta	3,300,000

<b>Financial Year</b>	<b>No.</b>	<b>Constituency name</b>	<b>Outstanding Balance (Kshs.)</b>
	19.	Mathare	2,141,001.20
	20.	Matungu	6,510,000
	21.	Mbeere North	3,000,000
	22.	Mumias East	9,800,000
	23.	Mwala	1,000,000
	24.	Ndaragwa	7,500,000
	25.	Nyeri Town	19,650,000.04
	26.	Shinyalu	6,100,000
	27.	Sirisia	2,000,000
	28.	Sotik	2,000,000
	29.	Taveta	30,000,000
	30.	Teso North	1,406,934
<b>2020/21</b>	1.	Ainabkoi	11,188,879.31
	2.	Bomet East	11,244,439.66
	3.	Budalangi	14,088,879.31
	4.	Bumula	12,088,879.31
	5.	Butere	16,110,898.26
	6.	Chepalungu	12,088,879.31
	7.	Dadaab	12,088,879.31
	8.	Eldama Ravine	13,795,000
	9.	Embakasi Central	1,925,670

<b>Financial Year</b>	<b>No.</b>	<b>Constituency name</b>	<b>Outstanding Balance (Kshs.)</b>
	10.	Embakasi North	43,500,000
	11.	Emurua Dikirr	26,192,639.21
	12.	Funyula	13,688,879.31
	13.	Galole	8,188,879.31
	14.	Gatundu North	7,088,879.31
	15.	Homabay Town	10,000,000
	16.	Isiolo South	12,088,879.31
	17.	Kabuchai	11,500,000
	18.	Kajiado Central	13,658,673.27
	19.	Kigumo	14,088,879.31
	20.	Kiharu	12,088,879.31
	21.	Kilifi North	12,088,879.31
	22.	Kilifi South	12,088,879.31
	23.	Kinangop	12,088,879.31
	24.	Kipipiri	1,500,000
	25.	Kipkelion West	11,088,879.31
	26.	Kitutu Masaba	12,088,879.31
	27.	Konoin	12,088,879.31
	28.	Kuria East	12,088,879.31
	29.	Limuru	21,200,000
	30.	Luanda	9,400,000

Financial Year	No.	Constituency name	Outstanding Balance (Kshs.)
	31.	Magarini	12,088,879.31
	32.	Manyatta	11,100,000
	33.	Matayos	12,088,879.31
	34.	Mukurweini	13,243,000
	35.	Mumias East	18,129,780.25
	36.	Mwatate	12,088,879.31
	37.	Mwingi Central	14,088,879.31
	38.	Mwingi North	12,088,879.31
	39.	Sirisia	12,088,879.31
	40.	Sigowet Soin	12,100,000
	41.	Shinyalu	12,088,879.31
	42.	Wundanyi	8,188,879.31
	43.	Turkana Central	2,500,000
	44.	Teso South	12,088,879.31
	45.	Taveta	32,710,000
	46.	Suna East	18,000,000
	47.	Sotik	12,688,879.31
	48.	Ndhiwa	12,400,000
	49.	Nyaribari Masaba	12,088,879.31

## **Annex I**

### **Quarterly reports for 2017/2018 and 2018/2019**

- A. A summary of the project proposals received from the constituencies in the preceding quarter and indicating the approval status of such projects;
- B. A summary of the status of disbursements of funds to the constituencies for that preceding quarter;
- C. A summary of the status of disbursements from the Treasury to the National Account;
- D. Any restriction imposed on a constituency account in accordance with the Act.

Based on the foregoing, the NG-CDF Board submitted its reports for the first, second, third and fourth quarter of 2017/18 Financial Year.

### **2017/18 Financial Year**

#### **A. Summary of project proposals for 2017/18 financial year received from the constituencies**

##### **Allocation**

Section 4 of the NG-CDF Act, 2015 as amended in 2016 states that *“there is established a fund to be known as the National Government Constituencies Development Fund which shall be a national government fund consisting of monies of an amount of not less than 2.5% of all the National Government’s share of revenue as divided by the annual division of the Revenue Act enacted pursuant to article 218 of the Constitution”*.

The Fund was allocated Kshs.29.8 billion by the National Treasury in the 2017/18 financial year comprising of the initial allocation of Ksh.26.5 Billion and Kshs.3.3 billion under the supplementary budget. This contained Kshs.28.475 Billion being allocation for disbursement to the Constituencies and Kshs.1.325 billion being allocation to the Board Secretariat for administrative purposes in adherence to sections 23 and 34 of the NG-CDF Act, 2015 as amended in 2016. Each Constituency thus received an allocation of Kshs.98, 189,655.17 i.e Kshs. Kshs.86, 810,344.82 in the initial allocation and Kshs.11, 379,310.34 under the supplementary development estimates.

As at 30<sup>th</sup> June, 2018, the NG-CDF Board management had received projects proposals from all the 290 Constituencies under the initial budget of Kshs.26.5 Billion. However, under the supplementary development estimates of Kshs.3.3 Billion, the Management had received two hundred and forty eight (248) additional Project Proposals out of which seventeen (17) had been deliberated on by the Board in a meeting held on 30<sup>th</sup> May, 2018 while two hundred and thirty one (231) were awaiting deliberation by the Board in its next meeting. Forty two (42) Constituencies had not submitted their additional Project Proposals.

**B. Summary of the Status of Disbursement of Funds to the Constituencies for Financial Year 2017/18 as at 30<sup>th</sup> June, 2018**

As at 30<sup>th</sup> June, 2018, the Board had received Kshs.21.875 Billion from the National Treasury and Ministry for Planning. While disbursing funds to Constituencies, the Board apply the following criteria;

- i) First priority to constituency requisitions with respect to past financial years;
- ii) Second priority to constituencies whose proposals have been approved and therefore qualify for funds for Financial Year 2017-2018.

**Disbursement Status Summary for 2017/18 Financial Year**

As at the end of 4<sup>th</sup> quarter of the financial year under review, Constituencies had received funds as follows;

52. Five (5) Constituencies had received all their funds totaling to Kshs.490,948,275.75 *See (Appendix I)*
53. Eighty seven (87) Constituencies had received a total of Kshs.7,376,558,740.30 which is equivalent to 90% of the total allocation leaving a balance of Kshs.1,165,941,259.42 *(Appendix II)*
54. One hundred and ninety four (194) Constituencies had received a total of Kshs.8,417,895,374.80 which is equivalent to 40% of the total allocation leaving a balance of Kshs.10,630,897,728.18 *(Appendix III)*
55. Three (3) Constituencies had received all funds for bursary and administration vote heads totaling to Kshs.91,991,378 leaving a balance of Kshs.202,577,587.31 *(Appendix IV)*

56. Changamwe Constituency is the only Constituency that had received part funding for bursary and administration vote heads totalling to Kshs.5, 500,000 leaving a balance of Kshs.92, 689,655.17.
57. Kshs.1, 325,000,000 was set aside for Board Secretariat in adherence to section 23 (1) of the NG-CDF Act, 2015 as amended in 2016.
58. Hence a total of Kshs.7, 925,641,458.05 remained undisbursed for 2017/18 financial year.

### **C. Summary of the Status of Disbursements from Treasury to the National Account**

Over the years, between 2008/2009 and 2017/18 financial years, a total of Kshs.214, 839,550,000 has been received from the treasury to the NG-CDF Board Account against a total of Kshs.227, 741,300,005. As at 30<sup>th</sup> June, 2018 a total of Kshs.12, 901,750,005 was yet to be received from the National treasury *(See details in appendix v)*

### **D. Restriction Imposed on a Constituency Account**

The NG-CDF Board management did not impose restriction on any Constituency account during the fourth quarter of 2017/18 Financial Year.

## **2018/19 Financial Year**

### **A. Summary of Project Proposals for 2018/19 Financial Year Received From the Constituencies**

The Fund was allocated **Kshs.33,286,162,021 billion** by the National Treasury in the 2018/19 financial year. This comprised of **Kshs.31,621,853,921 billion** being allocation for disbursement to the Constituencies and **Kshs.1,664,308,100 billion** being allocation to the Board Secretariat for administrative purposes in adherence to sections 23 and 34 of the NG-CDF Act, 2015 as amended in 2016. Each Constituency thus received an allocation of **Kshs.109, 040,875.52**.

The NG-CDF Board received and deliberated on all Project Proposals from the two hundred and ninety (290) Constituencies.

### **B. Summary of the Status of Disbursement of Funds to the Constituencies for Financial Year 2018/19 as At 30<sup>th</sup> June, 2019**

As at 30<sup>th</sup> June, 2019, the Board had received **Kshs.21, 552,681,314 from** the National Treasury and Ministry for Planning. While disbursing funds to Constituencies, the Board applied the following criteria;

- i. First priority to constituency requisitions with respect to previous financial years;
- ii. Second priority to constituencies whose proposals have been approved and therefore qualify for funds for Financial Year 2018-2019.

### **Disbursement Status Summary for 2018/19 Financial Year**

As at the end of 4<sup>th</sup> quarter of the financial year under review, Constituencies had received funds as follows;

59. Forty eight (48) Constituencies had received all their funds totaling to Kshs.5,233,962,024 *See (Appendix VI)*
60. Forty one (41) Constituencies had received a total of Kshs.4,105,574,290 which is equivalent to more than 50% of the total allocation leaving a balance of Kshs.365,101,606 *(Appendix VII)*
61. One hundred and eighty eight (188) Constituencies had received a total of Kshs.10,154,215,000 which is equivalent to 50% of the total allocation leaving a balance of Kshs.10,345,469,619 *(Appendix VIII)*
62. Thirteen (13) Constituencies had received a total Kshs.511,000,000 which is less than 50% of the total allocation leaving a balance of Kshs.906,531,382 *(Appendix IX)*
63. Changamwe Constituency is the only Constituency that had received part funding for bursary and administration vote heads totalling to Kshs.5, 500,000 leaving a balance of Kshs.92, 689,655.17.
64. Kshs.1,547,930,000 was set aside for Board Secretariat in adherence to section 23 (1) of the NG-CDF Act, 2015 as amended in 2016 leaving a balance of Kshs.116,378,100
65. Hence a total of Kshs.**11, 733,480,707**remained undisbursed for 2018/19 financial year.

### **C. Summary of the Status of Disbursements from Treasury to the National Account**

Over the years, between 2008/2009 and 2018/19 financial years, a total of Kshs.250,764,550,000 has been received from the treasury to the NG-CDF Board Account against a total of **Kshs.261,027,462,005**. As at 30<sup>th</sup> June, 2019 a total of **Kshs.10, 262,912,005** was yet to be received from the National treasury (*See details in appendix X*)

#### D. Restriction Imposed On A Constituency Account

The NG-CDF Board management did not impose restriction on any Constituency account during the fourth quarter of 2018/19 Financial Year.

#### Appendix I

##### i. Constituencies that had received full allocations for 2017/18 Financial Year

No.	Constituency	Amount Allocated (Kshs)	Amount Disbursed (Kshs)
1	Ijara	98,189,655.17	98,189,655.15
2	Kamukunji	98,189,655.17	98,189,655.15
3	Kathiani	98,189,655.17	98,189,655.15
4	Kilgoris	98,189,655.17	98,189,655.15
5	Ruaraka	98,189,655.17	98,189,655.15
	<b>Total</b>	<b>490,948,275.85</b>	<b>490,948,275.75</b>

#### Appendix II

##### ii. Constituencies that had received at least 90% of the allocation for 2017/18 Financial Year

No.	Constituency	Amount Allocated (Kshs)	Amount Disbursed (Kshs)	Balance (Kshs.)
1	Bahati	98,189,655.17	85,990,344.80	12,199,310.37

No.	Constituency	Amount Allocated (Kshs)	Amount Disbursed (Kshs)	Balance (Kshs.)
2	BomachogeBorabu	98,189,655.17	85,090,344.80	13,099,310.37
3	Borabu	98,189,655.17	86,810,344.80	11,379,310.37
4	Bumula	98,189,655.17	85,860,344.80	12,329,310.37
5	Dadaab	98,189,655.17	86,810,344.80	11,379,310.37
6	Galole	98,189,655.17	85,436,078.90	12,753,576.27
7	Gatundu South	98,189,655.17	86,810,344.80	11,379,310.37
8	Gilgil	98,189,655.17	84,010,344.80	14,179,310.37
9	Githunguri	98,189,655.17	86,810,344.80	11,379,310.37
10	Hamisi	98,189,655.17	86,010,344.80	12,179,310.37
11	Homa Bay Town	98,189,655.17	62,837,931.00	35,351,724.17
12	Igembe Central	98,189,655.17	86,810,344.80	11,379,310.37
13	Ikolomani	98,189,655.17	84,810,344.80	13,379,310.37
14	Isiolo North	98,189,655.17	84,874,136.90	13,315,518.27
15	Isiolo South	98,189,655.17	84,310,344.80	13,879,310.37
16	Juja	98,189,655.17	79,074,137.00	19,115,518.17
17	Kabuchai	98,189,655.17	85,274,137.92	12,915,517.25
18	Kaiti	98,189,655.17	86,810,344.80	11,379,310.37

No.	Constituency	Amount Allocated (Kshs)	Amount Disbursed (Kshs)	Balance (Kshs.)
19	Kajiado South	98,189,655.17	86,810,344.80	11,379,310.37
20	Kanduyi	98,189,655.17	83,074,137.90	15,115,517.27
21	Kangundo	98,189,655.17	86,810,344.80	11,379,310.37
22	Kapenguria	98,189,655.17	84,074,137.90	14,115,517.27
23	Karachuonyo	98,189,655.17	86,810,344.80	11,379,310.37
24	Khwisero	98,189,655.17	86,810,344.80	11,379,310.37
25	Kiambaa	98,189,655.17	86,810,344.80	11,379,310.37
26	Kiambu Town	98,189,655.17	86,810,344.80	11,379,310.37
27	Kibra	98,189,655.17	86,810,344.80	11,379,310.37
28	Kilifi North	98,189,655.17	86,810,344.80	11,379,310.37
29	Kilifi South	98,189,655.17	81,574,138.80	16,615,516.37
30	Kilome	98,189,655.17	86,810,344.80	11,379,310.37
31	Kimilili	98,189,655.17	84,847,717.80	13,341,937.37
32	Kinango	98,189,655.17	86,810,344.80	11,379,310.37
33	Kinangop	98,189,655.17	83,906,034.80	14,283,620.37
34	Kisauni	98,189,655.17	86,810,344.80	11,379,310.37
35	Kisumu Central	98,189,655.17	75,574,138.80	22,615,516.37

No.	Constituency	Amount Allocated (Kshs)	Amount Disbursed (Kshs)	Balance (Kshs.)
36	Kisumu East	98,189,655.17	86,710,344.80	11,479,310.37
37	Kitui Central	98,189,655.17	86,810,344.80	11,379,310.37
38	Kuresoi North	98,189,655.17	86,810,344.80	11,379,310.37
39	Kuresoi South	98,189,655.17	84,610,344.80	13,579,310.37
40	Kuria East	98,189,655.17	86,610,344.80	11,579,310.37
41	Laikipia North	98,189,655.17	86,334,482.80	11,855,172.37
42	Laikipia West	98,189,655.17	86,810,344.80	11,379,310.37
43	Lamu East	98,189,655.17	86,810,344.80	11,379,310.37
44	Langata	98,189,655.17	82,074,137.90	16,115,517.27
45	Likoni	98,189,655.17	84,710,344.80	13,479,310.37
46	Likuyani	98,189,655.17	85,090,344.80	13,099,310.37
47	Lugari	98,189,655.17	80,310,344.80	17,879,310.37
48	Magarini	98,189,655.17	85,174,137.80	13,015,517.37
49	Makadara	98,189,655.17	76,810,344.80	21,379,310.37
50	Mandera East	98,189,655.17	95,736,204.15	2,453,451.02
51	Mandera South	98,189,655.17	86,810,344.80	11,379,310.37
52	Maragwa	98,189,655.17	86,810,344.80	11,379,310.37

No.	Constituency	Amount Allocated (Kshs)	Amount Disbursed (Kshs)	Balance (Kshs.)
53	Msambweni	98,189,655.17	86,810,344.80	11,379,310.37
54	Mt. Elgon	98,189,655.17	81,310,344.80	16,879,310.37
55	Muhoroni	98,189,655.17	86,810,344.80	11,379,310.37
56	Mumias West	98,189,655.17	85,810,344.80	12,379,310.37
57	Mwala	98,189,655.17	62,810,344.80	35,379,310.37
58	Mwatate	98,189,655.17	80,339,258.90	17,850,396.27
59	Mwingi West	98,189,655.17	86,810,344.80	11,379,310.37
60	Nakuru Town East	98,189,655.17	76,810,344.80	21,379,310.37
61	Nakuru Town West	98,189,655.17	86,810,344.80	11,379,310.37
62	Narok East	98,189,655.17	86,810,344.80	11,379,310.37
63	Narok North	98,189,655.17	86,810,344.80	11,379,310.37
64	Narok South	98,189,655.17	86,810,344.80	11,379,310.37
65	Narok West	98,189,655.17	86,810,344.80	11,379,310.37
66	Ndhiwa	98,189,655.17	84,310,344.80	13,879,310.37
67	Njoro	98,189,655.17	83,810,344.80	14,379,310.37
68	NyaribariChache	98,189,655.17	89,389,655.10	8,800,000.07
69	NyaribariMasaba	98,189,655.17	84,810,344.80	13,379,310.37

No.	Constituency	Amount Allocated (Kshs)	Amount Disbursed (Kshs)	Balance (Kshs.)
70	OlJoroOrok	98,189,655.17	80,810,344.80	17,379,310.37
71	OlKalou	98,189,655.17	86,810,344.80	11,379,310.37
72	Pokot South	98,189,655.17	86,810,344.80	11,379,310.37
73	Rarieda	98,189,655.17	83,410,344.80	14,779,310.37
74	Rongai	98,189,655.17	78,110,344.80	20,079,310.37
75	Rongo	98,189,655.17	86,810,344.80	11,379,310.37
76	Samburu North	98,189,655.17	86,810,344.80	11,379,310.37
77	Samburu West	98,189,655.17	86,810,344.80	11,379,310.37
78	Suba South	98,189,655.17	86,810,344.80	11,379,310.37
79	Suna East	98,189,655.17	86,810,344.80	11,379,310.37
80	Suna West	98,189,655.17	86,810,344.80	11,379,310.37
81	Teso North	98,189,655.17	83,810,344.80	14,379,310.37
82	Tigania East	98,189,655.17	83,310,344.80	14,879,310.37
83	Ugunja	98,189,655.17	85,810,344.80	12,379,310.37
84	Wajir East	98,189,655.17	85,310,344.80	12,879,310.37
85	Webuye East	98,189,655.17	86,810,344.80	11,379,310.37
86	Webuye West	98,189,655.17	86,560,344.80	11,629,310.37

No.	Constituency	Amount Allocated (Kshs)	Amount Disbursed (Kshs)	Balance (Kshs.)
87	Wundanyi	98,189,655.17	86,810,344.80	11,379,310.37
	<b>TOTAL</b>	<b>8,542,499,999.79</b>	<b>7,376,558,740.37</b>	<b>1,165,941,259.42</b>

### Appendix III

#### iii. Constituencies that have received at least 40% of the allocation for 2017/18 Financial Year

No.	Constituency	Amount Allocated (Kshs)	Amount Disbursed (Kshs)	Balance (Kshs.)
1	Ainabkoi	98,189,655.17	43,405,172.00	54,784,483.17
2	Ainamoi	98,189,655.17	43,405,172.00	54,784,483.17
3	Aldai	98,189,655.17	43,405,172.00	54,784,483.17
4	AlegoUsonga	98,189,655.17	43,405,172.00	54,784,483.17
5	Awendo	98,189,655.17	43,405,172.00	54,784,483.17
6	Balambala	98,189,655.17	43,405,172.00	54,784,483.17
7	Banissa	98,189,655.17	43,405,172.00	54,784,483.17
8	Baringo Central	98,189,655.17	40,251,869.00	57,937,786.17
9	Baringo North	98,189,655.17	43,405,172.00	54,784,483.17
10	Baringo South	98,189,655.17	43,405,172.00	54,784,483.17

No.	Constituency	Amount Allocated (Kshs)	Amount Disbursed (Kshs)	Balance (Kshs.)
11	Belgut	98,189,655.17	43,405,172.00	54,784,483.17
12	Bobasi	98,189,655.17	43,405,172.00	54,784,483.17
13	BomachogeChache	98,189,655.17	43,405,172.00	54,784,483.17
14	Bomet Central	98,189,655.17	43,405,172.80	54,784,482.37
15	Bomet East	98,189,655.17	43,405,172.00	54,784,483.17
16	Bonchari	98,189,655.17	43,405,172.00	54,784,483.17
17	Bondo	98,189,655.17	43,405,172.00	54,784,483.17
18	Budalangi	98,189,655.17	43,405,172.00	54,784,483.17
19	Bura	98,189,655.17	43,405,172.00	54,784,483.17
20	Bureti	98,189,655.17	43,405,172.00	54,784,483.17
21	Butere	98,189,655.17	43,405,172.00	54,784,483.17
22	Butula	98,189,655.17	43,405,172.00	54,784,483.17
23	Buuri	98,189,655.17	43,405,172.00	54,784,483.17
24	Central Imenti	98,189,655.17	43,405,172.00	54,784,483.17
25	Chepalungu	98,189,655.17	43,405,172.00	54,784,483.17
26	Cherangany	98,189,655.17	43,405,172.00	54,784,483.17
27	Chesumei	98,189,655.17	43,405,172.00	54,784,483.17

No.	Constituency	Amount Allocated (Kshs)	Amount Disbursed (Kshs)	Balance (Kshs.)
28	Chuka/Igambang'ombe	98,189,655.17	43,405,172.00	54,784,483.17
29	Dagoretti North	98,189,655.17	43,405,172.00	54,784,483.17
30	Eldama Ravine	98,189,655.17	43,405,172.00	54,784,483.17
31	Eldas	98,189,655.17	43,405,172.00	54,784,483.17
32	Embakasi Central	98,189,655.17	43,405,172.00	54,784,483.17
33	Embakasi East	98,189,655.17	46,405,172.00	51,784,483.17
34	Embakasi North	98,189,655.17	43,405,172.00	54,784,483.17
35	Embakasi South	98,189,655.17	43,405,172.00	54,784,483.17
36	Embakasi West	98,189,655.17	43,405,172.00	54,784,483.17
37	Emgwen	98,189,655.17	43,405,172.00	54,784,483.17
38	Emuhaya	98,189,655.17	43,405,172.00	54,784,483.17
39	EmuriaDikirr	98,189,655.17	43,405,172.00	54,784,483.17
40	Endebess	98,189,655.17	43,405,172.00	54,784,483.17
41	Fafi	98,189,655.17	43,405,172.00	54,784,483.17
42	Funyula	98,189,655.17	43,405,172.00	54,784,483.17
43	Ganze	98,189,655.17	43,405,172.00	54,784,483.17
44	Garissa Township	98,189,655.17	43,405,172.00	54,784,483.17

No.	Constituency	Amount Allocated (Kshs)	Amount Disbursed (Kshs)	Balance (Kshs.)
45	Garsen	98,189,655.17	43,405,172.00	54,784,483.17
46	Gatanga	98,189,655.17	43,405,172.00	54,784,483.17
47	Gatundu North	98,189,655.17	43,405,172.00	54,784,483.17
48	Gem	98,189,655.17	43,405,172.00	54,784,483.17
49	Gichugu	98,189,655.17	43,405,172.00	54,784,483.17
50	Igembe North	98,189,655.17	43,405,172.00	54,784,483.17
51	Igembe South	98,189,655.17	43,405,172.00	54,784,483.17
52	Jomvu	98,189,655.17	43,405,172.00	54,784,483.17
53	Kabete	98,189,655.17	43,405,172.00	54,784,483.17
54	Kabondo Kasipul	98,189,655.17	43,405,172.00	54,784,483.17
55	Kacheliba	98,189,655.17	43,405,172.00	54,784,483.17
56	Kajiado Central	98,189,655.17	43,405,172.00	54,784,483.17
57	Kajiado East	98,189,655.17	43,405,172.00	54,784,483.17
58	Kajiado North	98,189,655.17	43,405,172.00	54,784,483.17
59	Kajiado West	98,189,655.17	43,405,172.00	54,784,483.17
60	Kaloleni	98,189,655.17	43,405,172.00	54,784,483.17
61	Kandara	98,189,655.17	43,405,172.00	54,784,483.17

<b>No.</b>	<b>Constituency</b>	<b>Amount Allocated (Kshs)</b>	<b>Amount Disbursed (Kshs)</b>	<b>Balance (Kshs.)</b>
62	Kangema	98,189,655.17	43,405,172.00	54,784,483.17
63	Kapseret	98,189,655.17	43,405,172.00	54,784,483.17
64	Kasarani	98,189,655.17	43,405,172.00	54,784,483.17
65	Kasipul	98,189,655.17	43,405,172.00	54,784,483.17
66	Keiyo North	98,189,655.17	43,405,172.00	54,784,483.17
67	Keiyo South	98,189,655.17	43,405,172.00	54,784,483.17
68	Kesses	98,189,655.17	43,405,172.00	54,784,483.17
69	Kibwezi East	98,189,655.17	43,405,172.00	54,784,483.17
70	Kibwezi West	98,189,655.17	43,405,172.00	54,784,483.17
71	Kieni	98,189,655.17	43,405,172.00	54,784,483.17
72	Kigumo	98,189,655.17	43,405,172.00	54,784,483.17
73	Kiharu	98,189,655.17	43,405,172.00	54,784,483.17
74	Kikuyu	98,189,655.17	43,405,172.00	54,784,483.17
75	Kimini	98,189,655.17	43,405,172.00	54,784,483.17
76	Kipipiri	98,189,655.17	43,405,172.00	54,784,483.17
77	Kipkelion East	98,189,655.17	43,405,172.00	54,784,483.17
78	Kipkelion West	98,189,655.17	43,405,172.00	54,784,483.17

No.	Constituency	Amount Allocated (Kshs)	Amount Disbursed (Kshs)	Balance (Kshs.)
79	Kirinyaga Central	98,189,655.17	43,405,172.00	54,784,483.17
80	Kisumu West	98,189,655.17	43,405,172.00	54,784,483.17
81	Kitui East	98,189,655.17	43,405,172.00	54,784,483.17
82	Kitui Rural	98,189,655.17	43,405,172.00	54,784,483.17
83	Kitui South	98,189,655.17	43,405,172.00	54,784,483.17
84	Kitui West	98,189,655.17	43,405,172.00	54,784,483.17
85	KitutuChache North	98,189,655.17	43,405,172.00	54,784,483.17
86	KitutuChache South	98,189,655.17	43,405,172.00	54,784,483.17
87	KitutuMasaba	98,189,655.17	43,405,172.00	54,784,483.17
88	Konoin	98,189,655.17	43,405,172.00	54,784,483.17
89	Kuria West	98,189,655.17	43,405,172.00	54,784,483.17
90	Kwanza	98,189,655.17	43,405,172.00	54,784,483.17
91	Lafey	98,189,655.17	43,405,172.00	54,784,483.17
92	Lagdera	98,189,655.17	43,405,172.00	54,784,483.17
93	Laikipia East	98,189,655.17	43,405,172.00	54,784,483.17
94	Laisamis	98,189,655.17	43,405,172.00	54,784,483.17
95	Lari	98,189,655.17	43,405,172.00	54,784,483.17

<b>No.</b>	<b>Constituency</b>	<b>Amount Allocated (Kshs)</b>	<b>Amount Disbursed (Kshs)</b>	<b>Balance (Kshs.)</b>
96	Limuru	98,189,655.17	43,405,172.00	54,784,483.17
97	Loima	98,189,655.17	43,405,172.00	54,784,483.17
98	Luanda	98,189,655.17	43,405,172.00	54,784,483.17
99	LungaLunga	98,189,655.17	43,405,172.00	54,784,483.17
100	Lurambi	98,189,655.17	43,405,172.00	54,784,483.17
101	Maara	98,189,655.17	43,405,172.00	54,784,483.17
102	Machakos Town	98,189,655.17	43,405,172.00	54,784,483.17
103	Makueni	98,189,655.17	43,405,172.00	54,784,483.17
104	Malava	98,189,655.17	43,405,172.00	54,784,483.17
105	Malindi	98,189,655.17	43,405,172.00	54,784,483.17
106	Mandera North	98,189,655.17	43,405,172.00	54,784,483.17
107	Mandera West	98,189,655.17	43,405,172.00	54,784,483.17
108	Manyatta	98,189,655.17	43,405,172.00	54,784,483.17
109	Marakwet East	98,189,655.17	43,405,172.00	54,784,483.17
110	Marakwet west	98,189,655.17	43,405,172.00	54,784,483.17
111	Masinga	98,189,655.17	43,405,172.00	54,784,483.17
112	Matayos	98,189,655.17	43,405,172.00	54,784,483.17

<b>No.</b>	<b>Constituency</b>	<b>Amount Allocated (Kshs)</b>	<b>Amount Disbursed (Kshs)</b>	<b>Balance (Kshs.)</b>
113	Mathare	98,189,655.17	43,405,172.00	54,784,483.17
114	Mathioya	98,189,655.17	43,405,172.00	54,784,483.17
115	Mathira	98,189,655.17	43,405,172.00	54,784,483.17
116	Matuga	98,189,655.17	43,405,172.00	54,784,483.17
117	Matungu	98,189,655.17	43,405,172.00	54,784,483.17
118	Matungulu	98,189,655.17	43,405,172.00	54,784,483.17
119	Mavoko	98,189,655.17	43,405,172.00	54,784,483.17
120	Mbeere North	98,189,655.17	43,405,172.00	54,784,483.17
121	Mbeere South	98,189,655.17	43,405,172.00	54,784,483.17
122	Mbooni	98,189,655.17	43,405,172.00	54,784,483.17
123	Mogotio	98,189,655.17	43,405,172.00	54,784,483.17
124	Moiben	98,189,655.17	43,405,172.00	54,784,483.17
125	Molo	98,189,655.17	43,405,172.00	54,784,483.17
126	Mosop	98,189,655.17	43,405,172.00	54,784,483.17
127	Moyale	98,189,655.17	43,405,172.00	54,784,483.17
128	Mukurweini	98,189,655.17	43,405,172.00	54,784,483.17
129	Mumias East	98,189,655.17	43,405,172.00	54,784,483.17

<b>No.</b>	<b>Constituency</b>	<b>Amount Allocated (Kshs)</b>	<b>Amount Disbursed (Kshs)</b>	<b>Balance (Kshs.)</b>
130	Mvita	98,189,655.17	43,405,172.00	54,784,483.17
131	Mwea	98,189,655.17	43,405,172.00	54,784,483.17
132	Mwingi Central	98,189,655.17	43,405,172.00	54,784,483.17
133	Mwingi North	98,189,655.17	43,405,172.00	54,784,483.17
134	Naivasha	98,189,655.17	43,405,172.00	54,784,483.17
135	Nambale	98,189,655.17	43,405,172.00	54,784,483.17
136	Nandi Hills	98,189,655.17	43,405,172.00	54,784,483.17
137	Navakholo	98,189,655.17	43,405,172.00	54,784,483.17
138	Ndaragwa	98,189,655.17	43,405,172.00	54,784,483.17
139	North Horr	98,189,655.17	43,405,172.00	54,784,483.17
140	North Imenti	98,189,655.17	43,405,172.00	54,784,483.17
141	North Mugirango	98,189,655.17	43,405,172.00	54,784,483.17
142	Nyakach	98,189,655.17	43,405,172.00	54,784,483.17
143	Nyali	98,189,655.17	43,405,172.00	54,784,483.17
144	Nyando	98,189,655.17	43,405,172.00	54,784,483.17
145	Nyatike	98,189,655.17	43,405,172.00	54,784,483.17
146	Nyeri Town	98,189,655.17	43,405,172.00	54,784,483.17

No.	Constituency	Amount Allocated (Kshs)	Amount Disbursed (Kshs)	Balance (Kshs.)
147	Othaya	98,189,655.17	43,405,172.00	54,784,483.17
148	Rabai	98,189,655.17	43,405,172.00	54,784,483.17
149	Rangwe	98,189,655.17	43,405,172.00	54,784,483.17
150	Roysambu	98,189,655.17	43,405,172.00	54,784,483.17
151	Ruiru	98,189,655.17	43,405,172.00	54,784,483.17
152	Runyenjes	98,189,655.17	43,405,172.00	54,784,483.17
153	Sabatia	98,189,655.17	43,405,172.00	54,784,483.17
154	Saboti	98,189,655.17	40,850,481.00	57,339,174.17
155	Saku	98,189,655.17	43,405,172.00	54,784,483.17
156	Samburu East	98,189,655.17	43,405,172.00	54,784,483.17
157	Seme	98,189,655.17	43,405,172.00	54,784,483.17
158	Shinyalu	98,189,655.17	43,405,172.00	54,784,483.17
159	Sigor	98,189,655.17	43,405,172.00	54,784,483.17
160	Sigowet/Soin	98,189,655.17	43,405,172.00	54,784,483.17
161	Sirisia	98,189,655.17	43,405,172.00	54,784,483.17
162	Sotik	98,189,655.17	43,405,172.00	54,784,483.17
163	South Imenti	98,189,655.17	43,405,172.00	54,784,483.17

No.	Constituency	Amount Allocated (Kshs)	Amount Disbursed (Kshs)	Balance (Kshs.)
164	South Mugirango	98,189,655.17	43,405,172.00	54,784,483.17
165	Soy	98,189,655.17	43,405,172.00	54,784,483.17
166	Starehe	98,189,655.17	43,405,172.00	54,784,483.17
167	Suba North	98,189,655.17	43,405,172.00	54,784,483.17
168	Subukia	98,189,655.17	43,405,172.00	54,784,483.17
169	Tarbaj	98,189,655.17	43,405,172.00	54,784,483.17
170	Taveta	98,189,655.17	43,405,172.00	54,784,483.17
171	Teso South	98,189,655.17	43,405,172.00	54,784,483.17
172	Tetu	98,189,655.17	43,405,172.00	54,784,483.17
173	Tharaka	98,189,655.17	43,405,172.00	54,784,483.17
174	Thika Town	98,189,655.17	43,405,172.00	54,784,483.17
175	Tiaty	98,189,655.17	43,405,172.00	54,784,483.17
176	Tigania West	98,189,655.17	43,405,172.00	54,784,483.17
177	Tinderet	98,189,655.17	43,405,172.00	54,784,483.17
178	Tongaren	98,189,655.17	43,405,172.00	54,784,483.17
179	Turbo	98,189,655.17	43,405,172.00	54,784,483.17
180	Turkana Central	98,189,655.17	43,405,172.00	54,784,483.17

No.	Constituency	Amount Allocated (Kshs)	Amount Disbursed (Kshs)	Balance (Kshs.)
181	Turkana East	98,189,655.17	43,405,172.00	54,784,483.17
182	Turkana North	98,189,655.17	43,405,172.00	54,784,483.17
183	Turkana South	98,189,655.17	43,405,172.00	54,784,483.17
184	Turkana West	98,189,655.17	43,405,172.00	54,784,483.17
185	Ugenya	98,189,655.17	43,405,172.00	54,784,483.17
186	Uriri	98,189,655.17	43,405,172.00	54,784,483.17
187	Vihiga	98,189,655.17	43,405,172.00	54,784,483.17
188	Voi	98,189,655.17	43,405,172.00	54,784,483.17
189	Wajir North	98,189,655.17	43,405,172.00	54,784,483.17
190	Wajir South	98,189,655.17	43,405,172.00	54,784,483.17
191	Wajir West	98,189,655.17	43,405,172.00	54,784,483.17
192	West Mugirango	98,189,655.17	43,405,172.00	54,784,483.17
193	Westlands	98,189,655.17	43,405,172.00	54,784,483.17
194	Yatta	98,189,655.17	43,405,172.00	54,784,483.17
	<b>TOTAL</b>	<b>19,048,793,102.98</b>	<b>8,417,895,374.80</b>	<b>10,630,897,728.18</b>

*Appendix IV*

iv. Constituencies that have received funds for Bursary and administration for 2017/18  
Financial Year

No.	Constituency	Amount Allocated (Kshs)	Amount Disbursed (Kshs)	Balance (Kshs.)
1	Dagoretti South	98,189,655.17	31,383,620.00	66,806,035.17
2	Lamu West	98,189,655.17	37,905,172.00	60,284,483.17
3	Ndia	98,189,655.17	22,702,586.20	75,487,068.97
	<b>TOTAL</b>	<b>294,568,965.51</b>	<b>91,991,378.20</b>	<b>202,577,587.31</b>

*Appendix V*

v. Summary of the receipts from the National Treasury

Financial Year	Allocation	Receipt From the National Treasury	Balance of funds yet to be received from the National Treasury
Disbursement for 2008/2009 Financial Year	10,100,000,000	10,100,000,000	Nil
Disbursement for 2009/2010 Financial Year	12,329,300,000	12,329,300,000	Nil
Disbursement for 2010/2011 Financial	14,283,000,000	14,283,000,000	Nil

<b>Financial Year</b>	<b>Allocation</b>	<b>Receipt From the National Treasury</b>	<b>Balance of funds yet to be received from the National Treasury</b>
Year			
Disbursement for 2011/2012 Financial Year Including Conditional Grant	22,978,000,000	22,488,750,000	489,250,000
Disbursement for 2012/2013 Financial Year	21,763,000,000	21,763,000,000	Nil
Disbursement for 2013/2014 Financial Year	23,062,000,000	20,881,000,000	2,181,000,000
Disbursement for 2014/2015 Financial Year	33,213,000,005	30,906,500,000	2,306,500,005
Disbursement for 2015/2016 Financial Year	35,213,000,000	35,213,000,000	Nil
Disbursement for 2016/17 Financial Year	25,000,000,000	25,000,000,000	Nil
Disbursement for 2017/18 Financial Year	29,800,000,000	21,875,000,000	7,925,000,000

<b>Financial Year</b>	<b>Allocation</b>	<b>Receipt From the National Treasury</b>	<b>Balance of funds yet to be received from the National Treasury</b>
<b>TOTAL</b>	<b>227,741,300,005</b>	<b>214,839,550,000</b>	<b>12,901,750,005</b>

## Appendix VI

### vi. Constituencies that have received full allocations for 2018/19 Financial Year

<b>No.</b>	<b>Constituency</b>	<b>Allocation (Kshs.)</b>	<b>Disbursed (Kshs.)</b>
1	Bahati	109,040,875.52	109,040,876
2	Bomachoge Borabu	109,040,875.52	109,040,876
3	Galole	109,040,875.52	109,040,876
4	Garsen	109,040,875.52	109,040,876
5	Gatundu South	109,040,875.52	109,040,876
6	Gilgil	109,040,875.52	109,040,876
7	Githunguri	109,040,875.52	109,040,876
8	Juja	109,040,875.52	109,040,876
9	Kabete	109,040,875.52	109,040,876
10	Kamukunji	109,040,875.52	109,040,876

No.	Constituency	Allocation (Kshs.)	Disbursed (Kshs.)
11	Kapenguria	109,040,875.52	109,040,876
12	Kiambu	109,040,875.52	109,040,876
13	Kigumo	109,040,875.52	109,040,876
14	Kimilili	109,040,875.52	109,040,876
15	Kipkelion East	109,040,875.52	109,040,876
16	Kuresoi South	109,040,875.52	109,040,876
17	Kwhisero	109,040,875.52	109,040,876
18	Likuyani	109,040,875.52	109,040,876
19	Makadara	109,040,875.52	109,040,876
20	Mandera East	109,040,875.52	109,040,876
21	Maragua	109,040,875.52	109,040,876
22	Masinga	109,040,875.52	109,040,876
23	Matuga	109,040,875.52	109,040,876
24	Mt. Elgon	109,040,875.52	109,040,876
25	Mumias West	109,040,875.52	109,040,876
26	Nakuru Town West	109,040,875.52	109,040,876
27	Narok East	109,040,875.52	109,040,876
28	Narok North	109,040,875.52	109,040,876

No.	Constituency	Allocation (Kshs.)	Disbursed (Kshs.)
29	Samburu East	109,040,875.52	109,040,876
30	Suba South	109,040,875.52	109,040,876
31	Taveta	109,040,875.52	109,040,876
32	Awendo	109,040,875.52	109,040,876
33	Bonchari	109,040,875.52	109,040,876
34	Bumula	109,040,875.52	109,040,876
35	Chepalungu	109,040,875.52	109,040,876
36	Kitui Central	109,040,875.52	109,040,876
37	Laikipia North	109,040,875.52	109,040,876
38	Lamu East	109,040,875.52	109,040,876
39	Langata	109,040,875.52	109,040,876
40	Maara	109,040,875.52	109,040,876
41	Navakholo	109,040,875.52	109,040,876
42	Nyando	109,040,875.52	109,040,876
43	Pokot South	109,040,875.52	109,040,876
44	Rabai	109,040,875.52	109,040,876
45	Rongai	109,040,875.52	109,040,876
46	Roysambu	109,040,875.52	109,040,876

No.	Constituency	Allocation (Kshs.)	Disbursed (Kshs.)
47	Tinderet	109,040,875.52	109,040,876
48	Turkana East	109,040,875.52	109,040,876
	<b>TOTAL</b>	<b>5,233,962,024.96</b>	<b>5,233,962,024.02</b>

### *Appendix VII*

#### vii. Constituencies that have received more than 50% of the allocation for 2018/19 Financial Year

No.	Constituency	Allocation (Kshs.)	Disbursed (Kshs.)	Balance (Kshs)
1	Bomachoge chache	109,040,875.52	98,007,358	11,033,518.02
2	Borabu	109,040,875.52	104,508,875	4,532,000.52
3	Igembe North	109,040,875.52	60,000,000	49,040,875.52
4	Ikolomani	109,040,875.52	107,340,876	1,700,000.02
5	Kabondo Kasipul	109,040,875.52	89,982,672	19,058,203.27
6	Kaiti	109,040,875.52	92,962,891	16,077,984.42

No.	Constituency	Allocation (Kshs.)	Disbursed (Kshs.)	Balance (Kshs)
7	Kajiado South	109,040,875.52	106,403,536	2,637,340.02
8	Kangundo	109,040,875.52	106,860,058	2,180,817.52
9	Karachuonyo	109,040,875.52	101,540,876	7,500,000.02
10	Kilgoris	109,040,875.52	103,980,076	5,060,800.02
11	Kinangop	109,040,875.52	100,040,876	9,000,000.02
12	Kipkelion West	109,040,875.52	100,040,876	9,000,000.02
13	Kirinyaga Central	109,040,875.52	106,540,876	2,500,000.02
14	Kuresoi North	109,040,875.52	107,440,876	1,600,000.02
15	Malava	109,040,875.52	107,890,876	1,150,000.02
16	Mandera South	109,040,875.52	105,040,876	4,000,000.02
17	Mumias East	109,040,875.52		

No.	Constituency	Allocation (Kshs.)	Disbursed (Kshs.)	Balance (Kshs)
			101,590,876	7,450,000.02
18	Narok South	109,040,875.52	97,340,876	11,700,000.02
19	Ndhiwa	109,040,875.52	81,648,988	27,391,887.12
20	North Horr	109,040,875.52	106,923,897	2,116,978.72
21	North Mugirango	109,040,875.52	105,440,876	3,600,000.02
22	Nyaribari Chache	109,040,875.52	82,169,238	26,871,637.52
23	Nyaribari Masaba	109,040,875.52	93,060,058	15,980,817.52
24	Rongo	109,040,875.52	106,390,876	2,650,000.02
25	Ugunja	109,040,875.52	100,240,876	8,800,000.02
26	Wajir East	109,040,875.52	91,960,876	17,080,000.02
27	Yatta	109,040,875.52	102,040,876	7,000,000.02
28	Eldama Ravine	109,040,875.52		

No.	Constituency	Allocation (Kshs.)	Disbursed (Kshs.)	Balance (Kshs)
			108,390,876	650,000.02
29	Fafi	109,040,875.52	103,952,876	5,088,000.02
30	Homa Bay Town	109,040,875.52	100,780,876	8,260,000.02
31	Kisumu Central	109,040,875.52	84,028,490	25,012,385.77
32	Likoni	109,040,875.52	106,860,058	2,180,817.52
33	Luanda	109,040,875.52	107,540,876	1,500,000.02
34	Malindi	109,040,875.52	105,540,876	3,500,000.02
35	Mosop	109,040,875.52	105,940,876	3,100,000.02
36	Narok West	109,040,875.52	102,040,876	7,000,000.02
37	Saboti	109,040,875.52	106,860,059	2,180,817.02
38	Samburu North	109,040,875.52	103,040,876	6,000,000.02

No.	Constituency	Allocation (Kshs.)	Disbursed (Kshs.)	Balance (Kshs)
39	Samburu West	109,040,875.52	104,124,151	4,916,725.02
40	Tongaren	109,040,875.52	108,040,876	1,000,000.02
41	Turkana South	109,040,875.52	91,040,876	18,000,000.02
	<b>TOTAL</b>	<b>4,470,675,896.32</b>	<b>4,105,574,290.30</b>	<b>365,101,606.02</b>

### *Appendix VIII*

#### viii. Constituencies that have received 50% of the allocation for 2018/19 Financial Year

No.	Constituency	Allocation (Kshs.)	Disbursed (Kshs.)	Balance (Kshs.)
1	Ainabkoi	109,040,875.52	54,000,000	55,040,875.52
2	Ainamoi	109,040,875.52	54,000,000	55,040,875.52
3	Aldai	109,040,875.52	54,000,000	55,040,875.52
4	Alego Usonga	109,040,875.52	54,000,000	55,040,875.52
5	Balambala	109,040,875.52	54,000,000	55,040,875.52

No.	Constituency	Allocation (Kshs.)	Disbursed (Kshs.)	Balance (Kshs.)
6	Banissa	109,040,875.52	54,000,000	55,040,875.52
7	Baringo Central	109,040,875.52	54,000,000	55,040,875.52
8	Baringo North	109,040,875.52	54,500,000	54,540,875.52
9	Baringo South	109,040,875.52	54,000,000	55,040,875.52
10	Belgut	109,040,875.52	54,000,000	55,040,875.52
11	Bomet Central	109,040,875.52	54,000,000	55,040,875.52
12	Bomet East	109,040,875.52	54,000,000	55,040,875.52
13	Bondo	109,040,875.52	54,000,000	55,040,875.52
14	Budalangi	109,040,875.52	54,000,000	55,040,875.52
15	Bura	109,040,875.52	54,000,000	55,040,875.52
16	Bureti	109,040,875.52	54,000,000	55,040,875.52

No.	Constituency	Allocation (Kshs.)	Disbursed (Kshs.)	Balance (Kshs.)
17	Buuri	109,040,875.52	54,000,000	55,040,875.52
18	Central Imenti	109,040,875.52	54,000,000	55,040,875.52
19	Changamwe	109,040,875.52	54,215,000	54,825,875.52
20	Chesumei	109,040,875.52	54,000,000	55,040,875.52
21	Chuka Igamba Ngombe	109,040,875.52	54,000,000	55,040,875.52
22	Dadaab	109,040,875.52	54,000,000	55,040,875.52
23	Dagoretti North	109,040,875.52	54,000,000	55,040,875.52
24	Dagoretti South	109,040,875.52	54,000,000	55,040,875.52
25	Eldas	109,040,875.52	54,000,000	55,040,875.52
26	Embakasi Central	109,040,875.52	54,000,000	55,040,875.52
27	Embakasi East	109,040,875.52	54,500,000	54,540,875.52

No.	Constituency	Allocation (Kshs.)	Disbursed (Kshs.)	Balance (Kshs.)
28	Embakasi North	109,040,875.52	54,000,000	55,040,875.52
29	Embakasi South	109,040,875.52	54,000,000	55,040,875.52
30	Embakasi West	109,040,875.52	54,000,000	55,040,875.52
31	Emgwen	109,040,875.52	54,000,000	55,040,875.52
32	Emuhaya	109,040,875.52	54,000,000	55,040,875.52
33	Emurua Dikirr	109,040,875.52	54,000,000	55,040,875.52
34	Endebess	109,040,875.52	54,000,000	55,040,875.52
35	Funyula	109,040,875.52	54,000,000	55,040,875.52
36	Garissa Township	109,040,875.52	54,000,000	55,040,875.52
37	Gatanga	109,040,875.52	54,000,000	55,040,875.52
38	Gatundu North	109,040,875.52	54,000,000	55,040,875.52

No.	Constituency	Allocation (Kshs.)	Disbursed (Kshs.)	Balance (Kshs.)
39	Gem	109,040,875.52	54,000,000	55,040,875.52
40	Gichugu	109,040,875.52	54,000,000	55,040,875.52
41	Hamisi	109,040,875.52	54,000,000	55,040,875.52
42	Igembe Central	109,040,875.52	54,000,000	55,040,875.52
43	Igembe South	109,040,875.52	54,000,000	55,040,875.52
44	Ijara	109,040,875.52	54,000,000	55,040,875.52
45	Isiolo North	109,040,875.52	54,000,000	55,040,875.52
46	Isiolo South	109,040,875.52	54,000,000	55,040,875.52
47	Jomvu	109,040,875.52	54,000,000	55,040,875.52
48	Kabuchai	109,040,875.52	54,000,000	55,040,875.52
49	Kajiado Central	109,040,875.52	54,000,000	55,040,875.52

No.	Constituency	Allocation (Kshs.)	Disbursed (Kshs.)	Balance (Kshs.)
50	Kajiado East	109,040,875.52	54,000,000	55,040,875.52
51	Kajiado North	109,040,875.52	54,000,000	55,040,875.52
52	Kajiado West	109,040,875.52	54,000,000	55,040,875.52
53	Kaloleni	109,040,875.52	54,000,000	55,040,875.52
54	Kandara	109,040,875.52	54,000,000	55,040,875.52
55	Kanduyi	109,040,875.52	54,000,000	55,040,875.52
56	Kangema	109,040,875.52	54,000,000	55,040,875.52
57	Kapseret	109,040,875.52	54,000,000	55,040,875.52
58	Kasarani	109,040,875.52	54,000,000	55,040,875.52
59	Kasipul	109,040,875.52	54,000,000	55,040,875.52
60	Kathiani	109,040,875.52	54,000,000	55,040,875.52

No.	Constituency	Allocation (Kshs.)	Disbursed (Kshs.)	Balance (Kshs.)
61	Keiyo North	109,040,875.52	54,000,000	55,040,875.52
62	Keiyo South	109,040,875.52	54,000,000	55,040,875.52
63	Kesses	109,040,875.52	54,000,000	55,040,875.52
64	Kiambaa	109,040,875.52	54,000,000	55,040,875.52
65	Kibra	109,040,875.52	54,000,000	55,040,875.52
66	Kibwezi East	109,040,875.52	54,000,000	55,040,875.52
67	Kibwezi West	109,040,875.52	54,000,000	55,040,875.52
68	Kieni	109,040,875.52	54,000,000	55,040,875.52
69	Kiharu	109,040,875.52	54,000,000	55,040,875.52
70	Kikuyu	109,040,875.52	54,000,000	55,040,875.52
71	Kilifi North	109,040,875.52	54,000,000	55,040,875.52

<b>No.</b>	<b>Constituency</b>	<b>Allocation (Kshs.)</b>	<b>Disbursed (Kshs.)</b>	<b>Balance (Kshs.)</b>
72	Kilifi South	109,040,875.52	54,000,000	55,040,875.52
73	Kilome	109,040,875.52	54,000,000	55,040,875.52
74	Kimini	109,040,875.52	54,000,000	55,040,875.52
75	Kinango	109,040,875.52	54,000,000	55,040,875.52
76	Kipipiri	109,040,875.52	54,000,000	55,040,875.52
77	Kisauni	109,040,875.52	54,000,000	55,040,875.52
78	Kisumu East	109,040,875.52	54,000,000	55,040,875.52
79	Kisumu West	109,040,875.52	54,000,000	55,040,875.52
80	Kitui East	109,040,875.52	54,000,000	55,040,875.52
81	Kitui Rural	109,040,875.52	54,000,000	55,040,875.52
82	Kitui South	109,040,875.52	54,000,000	55,040,875.52

No.	Constituency	Allocation (Kshs.)	Disbursed (Kshs.)	Balance (Kshs.)
83	Kitui West	109,040,875.52	54,000,000	55,040,875.52
84	Kitutu Chache North	109,040,875.52	54,000,000	55,040,875.52
85	Kitutu Chache South	109,040,875.52	54,000,000	55,040,875.52
86	Kitutu Masaba	109,040,875.52	54,000,000	55,040,875.52
87	Konoin	109,040,875.52	54,000,000	55,040,875.52
88	Kuria East	109,040,875.52	54,000,000	55,040,875.52
89	Kwanza	109,040,875.52	54,000,000	55,040,875.52
90	Lafey	109,040,875.52	54,000,000	55,040,875.52
91	Lagdera	109,040,875.52	54,000,000	55,040,875.52
92	Laikipia East	109,040,875.52	54,000,000	55,040,875.52
93	Laikipia West	109,040,875.52	54,000,000	55,040,875.52

No.	Constituency	Allocation (Kshs.)	Disbursed (Kshs.)	Balance (Kshs.)
94	Laisamis	109,040,875.52	54,000,000	55,040,875.52
95	Lamu West	109,040,875.52	54,000,000	55,040,875.52
96	Lari	109,040,875.52	54,000,000	55,040,875.52
97	Limuru	109,040,875.52	54,000,000	55,040,875.52
98	Loima	109,040,875.52	54,000,000	55,040,875.52
99	Lugari	109,040,875.52	54,000,000	55,040,875.52
100	Lungalunga	109,040,875.52	54,000,000	55,040,875.52
101	Lurambi	109,040,875.52	54,000,000	55,040,875.52
102	Machakos Town	109,040,875.52	54,000,000	55,040,875.52
103	Magarini	109,040,875.52	54,000,000	55,040,875.52
104	Makueni	109,040,875.52	54,500,000	54,540,875.52

No.	Constituency	Allocation (Kshs.)	Disbursed (Kshs.)	Balance (Kshs.)
105	Mandera North	109,040,875.52	54,000,000	55,040,875.52
106	Mandera West	109,040,875.52	54,000,000	55,040,875.52
107	Manyatta	109,040,875.52	54,000,000	55,040,875.52
108	Marakwet East	109,040,875.52	54,000,000	55,040,875.52
109	Marakwet West	109,040,875.52	54,000,000	55,040,875.52
110	Matayos	109,040,875.52	54,000,000	55,040,875.52
111	Mathare	109,040,875.52	54,000,000	55,040,875.52
112	Mathioya	109,040,875.52	54,000,000	55,040,875.52
113	Mathira	109,040,875.52	54,000,000	55,040,875.52
114	Matungu	109,040,875.52	54,000,000	55,040,875.52
115	Matungulu	109,040,875.52	54,000,000	55,040,875.52

No.	Constituency	Allocation (Kshs.)	Disbursed (Kshs.)	Balance (Kshs.)
116	Mavoko	109,040,875.52	54,000,000	55,040,875.52
117	Mbeere South	109,040,875.52	54,000,000	55,040,875.52
118	Mbooni	109,040,875.52	54,000,000	55,040,875.52
119	Mogotio	109,040,875.52	54,000,000	55,040,875.52
120	Moiben	109,040,875.52	54,000,000	55,040,875.52
121	Molo	109,040,875.52	54,000,000	55,040,875.52
122	Moyale	109,040,875.52	54,000,000	55,040,875.52
123	Msambweni	109,040,875.52	54,000,000	55,040,875.52
124	Muhoroni	109,040,875.52	54,000,000	55,040,875.52
125	Mukurweini	109,040,875.52	54,000,000	55,040,875.52
126	Mvita	109,040,875.52	54,000,000	55,040,875.52

No.	Constituency	Allocation (Kshs.)	Disbursed (Kshs.)	Balance (Kshs.)
127	Mwatate	109,040,875.52	54,000,000	55,040,875.52
128	Mwingi Central	109,040,875.52	54,000,000	55,040,875.52
129	Mwingi West	109,040,875.52	54,000,000	55,040,875.52
130	Naivasha	109,040,875.52	54,000,000	55,040,875.52
131	Nakuru Town East	109,040,875.52	54,000,000	55,040,875.52
132	Nambale	109,040,875.52	54,000,000	55,040,875.52
133	Nandi Hills	109,040,875.52	54,000,000	55,040,875.52
134	Ndaragwa	109,040,875.52	54,000,000	55,040,875.52
135	Ndia	109,040,875.52	54,000,000	55,040,875.52
136	Njoro	109,040,875.52	54,000,000	55,040,875.52
137	North Imenti	109,040,875.52	54,000,000	55,040,875.52

No.	Constituency	Allocation (Kshs.)	Disbursed (Kshs.)	Balance (Kshs.)
138	Nyali	109,040,875.52	54,000,000	55,040,875.52
139	Nyatike	109,040,875.52	54,000,000	55,040,875.52
140	Nyeri town	109,040,875.52	54,000,000	55,040,875.52
141	Ol kalou	109,040,875.52	54,000,000	55,040,875.52
142	Oljoro Orok	109,040,875.52	54,000,000	55,040,875.52
143	Othaya	109,040,875.52	54,000,000	55,040,875.52
144	Rangwe	109,040,875.52	54,000,000	55,040,875.52
145	Rarieda	109,040,876.52	54,000,000	55,040,876.52
146	Ruaraka	109,040,875.52	54,000,000	55,040,875.52
147	Ruiru	109,040,875.52	54,000,000	55,040,875.52
148	Runyenjes	109,040,875.52	54,000,000	55,040,875.52

No.	Constituency	Allocation (Kshs.)	Disbursed (Kshs.)	Balance (Kshs.)
149	Sabatia	109,040,875.52	54,000,000	55,040,875.52
150	Saku	109,040,875.52	54,000,000	55,040,875.52
151	Seme	109,040,875.52	54,000,000	55,040,875.52
152	Sigor	109,040,875.52	54,000,000	55,040,875.52
153	Sigowet Soin	109,040,875.52	54,000,000	55,040,875.52
154	Sotik	109,040,875.52	54,000,000	55,040,875.52
155	South Imenti	109,040,875.52	54,000,000	55,040,875.52
156	South Mugirango	109,040,877.52	54,000,000	55,040,877.52
157	Soy	109,040,875.52	54,000,000	55,040,875.52
158	Starehe	109,040,875.52	54,000,000	55,040,875.52
159	Suba North	109,040,878.52	54,000,000	55,040,878.52

No.	Constituency	Allocation (Kshs.)	Disbursed (Kshs.)	Balance (Kshs.)
160	Subukia	109,040,875.52	54,000,000	55,040,875.52
161	sunu East	109,040,875.52	54,000,000	55,040,875.52
162	Sunu West	109,040,875.52	54,000,000	55,040,875.52
163	Tarbaj	109,040,875.52	54,000,000	55,040,875.52
164	Teso North	109,040,879.52	54,000,000	55,040,879.52
165	Teso South	109,040,875.52	54,000,000	55,040,875.52
166	Tetu	109,040,875.52	54,000,000	55,040,875.52
167	Tharaka	109,040,875.52	54,000,000	55,040,875.52
168	Thika Town	109,040,875.52	54,000,000	55,040,875.52
169	Tiaty	109,040,875.52	54,000,000	55,040,875.52
170	Tigania East	109,040,880.52	54,500,000	54,540,880.52

No.	Constituency	Allocation (Kshs.)	Disbursed (Kshs.)	Balance (Kshs.)
171	Tigania West	109,040,875.52	54,000,000	55,040,875.52
172	Turbo	109,040,875.52	54,000,000	55,040,875.52
173	Turkana Central	109,040,875.52	54,000,000	55,040,875.52
174	Turkana North	109,040,875.52	54,000,000	55,040,875.52
175	Turkana West	109,040,875.52	54,000,000	55,040,875.52
176	Ugenya	109,040,875.52	54,000,000	55,040,875.52
177	Uriri	109,040,875.52	54,000,000	55,040,875.52
178	Vihiga	109,040,875.52	54,000,000	55,040,875.52
179	Voi	109,040,881.52	54,000,000	55,040,881.52
180	Wajir North	109,040,875.52	54,000,000	55,040,875.52
181	Wajir South	109,040,875.52	54,000,000	55,040,875.52

No.	Constituency	Allocation (Kshs.)	Disbursed (Kshs.)	Balance (Kshs.)
182	Wajir West	109,040,875.52	54,000,000	55,040,875.52
183	Webuye East	109,040,875.52	54,000,000	55,040,875.52
184	Webuye West	109,040,875.52	54,000,000	55,040,875.52
185	West Mugirango	109,040,875.52	54,000,000	55,040,875.52
186	Westlands	109,040,875.52	54,000,000	55,040,875.52
187	Wundanyi	109,040,875.52	54,000,000	55,040,875.52
188	Butula	109,040,875.52	54,000,000	55,040,875.52
	<b>Total</b>	<b>20,499,684,618.76</b>	<b>10,154,215,000.00</b>	<b>10,345,469,618.76</b>

### *Appendix IX*

#### ix. Constituencies that have received less than 50% of the allocation for 2018/19 Financial Year

No.	Constituency	Allocation (Kshs.)	Disbursed (Kshs.)	Balance (Kshs.)

No.	Constituency	Allocation (Kshs.)	Disbursed (Kshs.)	Balance (Kshs.)
1	Bobasi	109,040,875.52	41,000,000	68,040,875.52
2	Butere	109,040,875.52	41,000,000	68,040,875.52
3	Cherangany	109,040,875.52	30,000,000	79,040,875.52
4	Ganze	109,040,875.52	41,000,000	68,040,875.52
5	Kacheliba	109,040,875.52	41,000,000	68,040,875.52
6	Kuria West	109,040,875.52	41,000,000	68,040,875.52
7	Mbeere North	109,040,875.52	35,000,000	74,040,875.52
8	Mwala	109,040,875.52	49,000,000	60,040,875.52
9	Mwea	109,040,875.52	39,000,000	70,040,875.52
10	Mwingi North	109,040,875.52	41,000,000	68,040,875.52
11	Nyakach	109,040,875.52	41,000,000	

No.	Constituency	Allocation (Kshs.)	Disbursed (Kshs.)	Balance (Kshs.)
				68,040,875.52
12	Shinyalu	109,040,875.52	30,000,000	79,040,875.52
13	Sirisia	109,040,875.52	41,000,000	68,040,875.52
	<b>TOTAL</b>	<b>1,417,531,381.76</b>	<b>511,000,000.00</b>	<b>906,531,381.76</b>

x. *Appendix X* : Summary of the receipts from treasury

Financial Year	Allocation	Receipt From the National Treasury	Balance of funds yet to be received from the National Treasury
Disbursement for 2008/2009 Financial Year	10,100,000,000	10,100,000,000	-
Disbursement for 2009/2010 Financial Year	12,329,300,000	12,329,300,000	-
Disbursement for 2010/2011 Financial Year	14,283,000,000	14,283,000,000	-
Disbursement for 2011/2012 Financial Year Including Conditional Grant	22,978,000,000	22,488,750,000	489,250,000

<b>Financial Year</b>	<b>Allocation</b>	<b>Receipt From the National Treasury</b>	<b>Balance of funds yet to be received from the National Treasury</b>
Disbursement for 2012/2013 Financial Year	21,763,000,000	21,763,000,000	-
Disbursement for 2013/2014 Financial Year	23,062,000,000	20,881,000,000	2,181,000,000
Disbursement for 2014/2015 Financial Year	33,213,000,005	30,906,500,000	2,306,500,005
Disbursement for 2015/2016 Financial Year	35,213,000,000	35,213,000,000	-
Disbursement for 2016/2017 Financial Year	25,000,000,000	25,000,000,000	-
Disbursement for 2017/2018 Financial Year	29,800,000,000	29,800,000,000	-
Disbursement for 2018/19 Financial Year	33,286,162,000	28,000,000,000	5,286,162,000
<b>TOTAL</b>	<b>261,027,462,005</b>	<b>250,764,550,000</b>	<b>10,262,912,005</b>

*Annex II*

*Proposed amendments to the National Government Constituencies Development Fund Act, 2015*

The table below shows the amendments proposed by the Board that were adopted by the Committee.

Section	Current Provisions	Proposed change	Reasons	Committee Resolution
5 (3)	All disbursements shall be made through the constituency bank accounts maintained for every constituency in accordance with section 12 of this Act.	All disbursements shall be made through the constituency <b>operations</b> bank account maintained for every constituency in accordance with section 12 of this Act.	To make it possible to have deposits bank accounts (see proposed amendments to Section 12)	Adopted
6 (3)	If for any reason a particular project is cancelled or discontinued during the financial year, the funds allocated for such project shall be returned to the <b>fund</b> and credited to the account of the constituency from which the funds were withdrawn	If for any reason a particular project is cancelled or discontinued during the financial year, the funds allocated for such project shall be returned to the <b>Constituency</b> and credited to the account of the constituency from which the funds were withdrawn	To provide clarity, remove ambiguity and to align with the provisions of Section 12 (7) of the Act.	Adopted
7 (1)	All receipts, savings and accruals to the Fund and the Balance to the Fund at the end of each financial year shall be <b>returned</b> to the Fund <b>and applied in accordance with section 6(5) of this Act.</b>	All receipts, savings and accruals to the Fund and the Balance to the Fund at the end of each financial year shall be <b>retained</b> to the Fund <b>and applied in accordance with this Act.</b>	To align the provision to its side note and To provide clarity as referred Section has no correlation.	Adopted

Section	Current Provisions	Proposed change	Reasons	Committee Resolution
12 (1)	For the purpose of disbursement of funds under this Act there shall be opened and maintained a constituency account for every constituency at any commercial bank, approved by the National Treasury into which all funds shall be kept and such an account shall be known by the name of the constituency for which it is opened and each constituency shall maintain only one account.	For the purpose of disbursement of funds under this Act there shall be opened and maintained a constituency account for every constituency at any commercial bank, approved by the National Treasury into which all funds shall be kept and such an account shall be known by the name of the constituency for which it is opened and each constituency shall maintain only one <b>operations account. In addition, each constituency shall open one deposit bank account for holding third party monies.</b>	To make operations easy and to ensure constituencies meet third parties obligations when fall due. Current issues such as complaints and litigations (give number of constituencies) concerning employment gratuity being faced are largely due to lack of a separate account in which to retain these monies; Further analysis of bank balances is required for Constituencies when they are operating a single bank account due to capturing the gratuity as an expense for e.g. yet in the financial statement it shows that	Adopted

Section	Current Provisions	Proposed change	Reasons	Committee Resolution
			the Funds are already expended. Holds retentions on behalf of PMCs	
12 (2)	At least three signatories shall be required for every cheque or instrument for actual payment or withdrawal of funds from a constituency account and the signing instructions shall be such that there shall be at least one signature of an officer seconded by the Board and at least two signatures of two members of the Constituency Committee.	At least three signatories shall be required for every cheque or instrument for actual payment or withdrawal of funds from the constituency <b>operations account and constituency deposit account.</b> The signing instructions for the <b>Constituency operations account</b> shall be such that there shall be at least one signature of an officer seconded by the Board and at least <b>one</b> signature of a member of the Constituency Committee <b>and at least one signature of the accountant in charge of the Fund/National Sub-County Accountant.</b>	To remove the ambiguity. To conform to the PFM Act provisions and to ease the operations at constituency. To enhance accountability. Give examples of North Horr (distance) and Mvita (unavailability of Chairperson)	Adopted

Section	Current Provisions	Proposed change	Reasons	Committee Resolution
		<p>The signing instructions for the <b>Constituency deposit account</b> shall be such that there shall be at least one signature of an officer seconded by the Board and at least <b>one</b> signature of a member of the Constituency Committee <b>who is not a signatory to the Constituency Operations Account and at least one signature of the accountant in charge of the Fund/National Sub-County Accountant.</b></p>		
13 (3)	<p>The signing instructions shall be such that the signature of the chief executive officer shall be mandatory on all payment cheques and/or instruments intended for actual release of money from the fund, plus and two of the other three signatories.</p>	<p>The signing instructions shall be such that the signature of the chief executive officer shall be mandatory on all payment cheques and/or instruments intended for actual release of money from the fund, <b>plus at least one</b> of the other three signatories.</p>	<p>To enhance the timely and efficient disbursement of funds to every constituency and ensure efficient management of the Fund, in line with Section 16(a) and (b) of the NGCDF Act. Conform to the</p>	Adopted

Section	Current Provisions	Proposed change	Reasons	Committee Resolution
			practice at Central Bank. Reduce cumbersomeness as Directors are not executive.	
16	<p>The functions of the Board shall be to:-</p> <p>(a) ensure timely and efficient disbursement of funds to every constituency;</p> <p>(b) ensure efficient management of the Fund;</p> <p>(c) consider project proposals submitted from various constituencies in accordance with the Act, approve for funding those projects proposals that are consistent with this Act and</p>	<p>The functions of the Board shall be to:-</p> <p>(h) <i>consider project proposals submitted from various constituencies in accordance with the Act, approve for funding those projects proposals that are consistent with this Act and send funds to the respective constituency fund account of the approved projects;</i></p> <p>(i) <i>ensure timely</i></p>	<p>To lend clarity to the Functions of the Board in line with Section 16 of the NGCDF Act</p>	Adopted

Section	Current Provisions	Proposed change	Reasons	Committee Resolution
	<p>send funds to the respective constituency fund account of the approved projects; co-ordinate the implementation of projects at the inter-constituency level;</p> <p><b>(d)</b> receive and address complaints that may arise from the implementation of the Act;</p> <p><b>(e)</b> encourage best practices in the implementation of projects;</p> <p><b>(f)</b> 16administer the funds and assets of the Board in such manner and for such purpose as shall promote the best interest of the</p>	<p><i>and efficient disbursement of funds to every constituency;</i></p> <p><i>(j) ensure efficient management of the Fund;</i></p> <p><i>(k) co-ordinate the implementation of projects at the inter-constituency level;</i></p> <p><i>(l) receive and address complaints that may arise from the implementation of the Act;</i></p> <p><i>(m) encourage best practices in the implementation of projects;</i></p> <p><i>(n) 16administer the funds and</i></p>		

Section	Current Provisions	Proposed change	Reasons	Committee Resolution
	<p>Board in accordance with the Act to ensure efficient management of the Fund; and</p> <p><b>(g)</b> perform such other duties as the Board may deem necessary from time to time for the proper management of the Fund</p>	<p><i>assets of the Board in such manner and for such purpose as shall promote the best interest of the Board in accordance with the Act to ensure efficient management of the Fund; and</i></p> <p><b>(o)</b> <i>perform such other duties as the Board may deem necessary from time to time for the proper management of the Fund</i></p>		
28	<p>Submission deadline</p> <p>(1) The list of the proposed constituency projects shall be submitted to the Board within three months of the official release of the allocation table by the Board</p>	<p>Submission deadline</p> <p>(1) The list of the proposed constituency projects shall be submitted to the Board within three months of the official release of the <b>budget</b></p>	<p>To conform to the current provisions of the Act and ease the operations at constituency.</p>	<p>Adopted</p>

Section	Current Provisions	Proposed change	Reasons	Committee Resolution
	or such other time as may be determined by the Board.	<b>ceilings for each constituency</b> by the Board or such other time as may be determined by the Board.		
32	The allocation of funds to various projects in each constituency is the responsibility of the constituency committee to be exercised at its own discretion within the provision of this Act.	<b>The Constituency Committee shall at its discretion, determine the quantum of installments to various projects in the constituency, taking into account the disbursement received and the requirement of different projects.'</b>	Moved from 43(12) to be part of sec 32 which talks about discretion of the NGCDF committee. To ensure the on-going projects are considered. To avoid thin allocation of funds. To ensure timely completion of projects.	Adopted
32A	-	<b>The Constituency Committee shall within 45 days of allocation of Funds to the projects in line with Section 32 inform the Board of the said allocation in line with Section 5(2) of this Act'</b>	To ensure accountability on the part of the committee	Adopted
36 (1)	Project management	1) Projects under this Act	To curb challenges	Adopted

Section	Current Provisions	Proposed change	Reasons	Committee Resolution
	committee to implement (1) Projects under this Act shall be implemented by the project management committee appointed in accordance with the regulations made under section 57, with the assistance of the relevant department of Government and all payments through cheques or otherwise shall be processed and effected in accordance with government regulations for the time being in force	shall be implemented by the project management committee appointed in accordance with the regulations made under section 57, with the assistance of the relevant department of Government <b>or legally procured government registered private practitioners</b> and all payments through cheques or otherwise shall be processed and effected in accordance with government regulations for the time being in force.	brought about by fewer government practitioners.	
43 (6)	The first meeting of the constituency committee shall be convened within sixty days of the commencement of a new parliamentary term or the date of holding of a by-election by the national government official at the constituency or in his or her absence, by an officer of the	The first meeting of the constituency committee shall be convened within <b>one hundred and twenty</b> days of the commencement of a new parliamentary term or the date of holding of a by-election by the national government official at the constituency	<ul style="list-style-type: none"> <li>• It takes long to select and gazette committees</li> <li>• There are many parties involved.</li> <li>• To provide autonomy and eliminate</li> </ul>	Adopted

Section	Current Provisions	Proposed change	Reasons	Committee Resolution
	Board seconded to the Constituency, on such day as may be designated by the cabinet Secretary.	or in his or her absence, by an officer of the Board seconded to the Constituency.	possible delays	
43 (8)	The term of office of the members of the Constituency Committee shall be two years and shall be renewable but shall expire upon the appointment of a new Constituency Committee in the manner provided for in the Act, or as may be approved by the Board.	The term of office of the members of the Constituency Committee shall be <b>Three</b> years and shall be renewable but shall expire upon the appointment of a new Constituency Committee in the manner provided for in the Act, or as may be approved by the Board.	The rigorous process for constituting committees. It takes a lot of time to finalize gazzement process. A lot of resources a required. Need to give the new committee members to learn and build their competencies. To conform to other practices and government policies. Enormous resources are required.	Adopted
43 (10)	Whenever a vacancy occurs in the constituency Committee by reason of resignation, incapacitation or demise of a member the vacancy shall be filled from the same category of person	Whenever a vacancy occurs in the constituency Committee by reason of resignation, incapacitation or demise of a member the vacancy shall be filled from the same category of	<ul style="list-style-type: none"> <li>To accord parties involved sufficient time to attend to the matter, in the event that the</li> </ul>	Adopted

Section	Current Provisions	Proposed change	Reasons	Committee Resolution
	where the vacancy has occurred within a period of thirty days	person where the vacancy has occurred within a period of <b>one hundred and twenty</b> days	Presidential Election Petitions are successful and a repeat election is ordered.	
43(12)	The Constituency Committee shall at its discretion, determine the quantum of instalments to various projects in the constituency, taking into account disbursement received and requirements of different projects	Move this sub-section to Section 32	To conform to the current provisions of Section 5(2) of the NGCDF Act and ease the operations at constituency. To enhance accountability. The Board is Currently constrained on providing reports on project implemented by constituencies following release of tranches of funds	Adopted
46 (1)	The Constituency Development Fund Committee may make appropriate consultations	The Constituency Development Fund Committee may make appropriate consultations	<ul style="list-style-type: none"> <li>To fast track compilation and submission of</li> </ul>	Adopted

Section	Current Provisions	Proposed change	Reasons	Committee Resolution
	with the Government departments to ensure that cost estimates for the projects are realistic.	with the Government departments <b>or legally procured government registered private practitioners</b> to ensure that cost estimates for the projects are realistic.	proposals.	
48 A	-	<b>The provisions of Section 48 notwithstanding, a constituency may, with the approval of the Board, allocate additional funds to cater for education bursary schemes and education days.</b>	<ul style="list-style-type: none"> <li>To cater for unique circumstances faced by constituencies, especially urban based ones.</li> <li>To give constituencies latitude to allocate for funds to bursaries, based on prevailing demands</li> </ul>	Adopted
56 (4)	Notwithstanding subsection(3), parties shall be at liberty to jointly	Notwithstanding subsection(3), parties shall be at liberty to jointly	To clear the ambiguity on the role played by the complainants.	Adopted

Section	Current Provisions	Proposed change	Reasons	Committee Resolution
	appoint an arbitrator of their choice in the event of dispute but where parties fail to jointly agree on arbitrator, any of the parties may apply to the Cabinet Secretary to reconsider the Board's decision and determine the matter.	appoint an arbitrator of their choice in the event of dispute but where parties fail to jointly agree on arbitrator, any of the parties may apply to the Cabinet Secretary to direct the Board in conjunction with the Office of the Attorney General to commence Arbitration		
Second Schedule [Section 18(1) and (2).]	-	<p>CONDUCT OF BUSINESS AND AFFAIRS OF THE BOARD</p> <p><b>(2) Vacation of Office</b></p> <p>A member other than an ex-officio member may—</p> <p>(1) at any time resign from office by notice in writing to the Cabinet Secretary, with a copy to the Board;</p> <p>(2) be removed from office by the Cabinet Secretary on recommendation of the Board if the member—</p> <p>(a) has been absent from</p>	To provide an option for resignation from the Board in addition to Section 19 of the Act	Adopted

Section	Current Provisions	Proposed change	Reasons	Committee Resolution
		<p>three consecutive meetings of the Board without its permission;</p> <p>(b) is convicted of a criminal offence that amounts to a felony under the laws of Kenya;</p> <p>(C) is incapacitated by prolonged physical or mental illness for a period exceeding six months; or</p> <p>(d) Is otherwise unable or unfit to discharge his functions.</p> <p>(3)The Chairperson shall not be removed from office Unless such 'removal is in accordance with sub paragraph (1).</p>		

### *Annex III*

#### *Progress report on the implementation of the Constituency Innovation Hubs (CIH) projects*

### **Background**

The Constituencies Innovation Hubs (CIH) is a Government of Kenya project implemented through the Ministry of Information and Communication Technology (ICT) aimed at enhancing connectivity in constituencies by providing free internet access to public using the facility to enable access to online jobs and allow the *wananchi* to obtain agribusiness and microfinance information. The Hubs will be equipped with digital devices to enable the youth access tools to innovate and market creative ideas online to enable them earn income.

The Government aims at facilitating the establishment of the innovation hubs in all the 290 constituencies in the country in a bid to transform the country into an information society and prepare citizens for a digital economy.

The programme includes Ajira Digital jobs training to be undertaken by the Government in collaboration with the private sector and development partners for mentorship and to enable the youth to obtain skills and tools for on-line work.

The Ministry of ICT in partnership with the Ministry of Public Service, Youth and Gender Affairs, Ministry of Education, Science and Technology, Ministry of Foreign Affairs and partners of the civil society and private sector have set up the Ajira Digital project to bridge the gap between skills demand and lack of jobs. The project aims to introduce young people to online digital work and provide the tools, training and mentorship needed for young people to work online and earn an income with dignity. This will contribute to achieving the country's objective of a globally competitive knowledge knowledge-based middle – income economy in an increasingly digital world. The Ajira Digital Project further seeks to position Kenya as a choice of labour destination for Multinational Companies as well as encourage

local companies and the Public Sector to create digital work. As a result, this will catapult Kenya onto the global map recognized as a Freelance hub by 2022.

### **Objectives of the Constituency Innovation Hubs**

- i) To establish overall employment status among the youth in the different areas (Labour force composition – including online work status);
- ii) To provide training and mentorship to prepare the youth for online work;
- iii) Provide a platform through which youth can innovate and develop online services to serve communities;
- iv) Provide access to online services offered by the Government such as
  - a. Driving license
  - b. Passport application and renewal
  - c. Registration of Businesses
  - d. I-Tax
  - e. Many others that may be provided online
- v) Establish a platform through which Government will start offering work online e.g. digitization of Government records
- vi) Establish challenges encountered by the beneficiaries and recommendations on how the programme can enhance the skills base for the beneficiaries in the future programmes.

### **Project scope**

The project is implemented in partnership with the Ministry of ICT, the National Government Constituency Development Fund Committee (NG-CDFC) and Telkom Kenya, whereby:

- a) Telkom Kenya supplies, installs, test and commission internet access equipment in each of the participating constituencies countrywide in every identified site. Telkom configures and operationalize internet access bandwidth in the constituencies. Further, the company is responsible for:-
  - i) Ensuring that the equipment supplied, installed, tested and commissioned is fully integrated/compatible with the services.

- ii) Submitting the necessary invoices on the utilization of the internet for settlement by the Ministry of ICT.
- b) The Ministry of ICT is responsible for:-
- i) Payments of all the recurring monthly charges incurred in the utilization of internet bandwidth in all the participating constituencies.
  - ii) Offer any other information, communication and Technology assistance or policy guidelines/support to ensure efficient delivery of the services.
- c) NG-CDFC is responsible for:-
- i) Undertaking necessary consultations with the respective constituencies in the supply, installation, testing and commissioning of the equipment and the overall project implementation.
  - ii) Provision of the necessary funds for the supply, installation, testing and commissioning of the equipment;
  - iii) Maintain liaison as may be necessary with other constituencies in the implementation of the project;
  - iv) Facilitating the execution of the resulting framework contracts between the respective committee and Telkom in the supply, installation, testing and commissioning of the project;
  - v) Providing fulltime staff to man the place, have secure places to store the devices and have framework for and policies of operationalization of the hub.

### **Price and terms of payment**

The total price for the four (4) sites is a total of Ksh. 4,677,027.20 (Four million six hundred seventy seven thousand and twenty seven shillings, cents)

## Implementation

A pilot study was undertaken by the ICT Ministry in Limuru Constituency through installation of the hub to ascertain its viability. The project proved viable though some challenges were cited. This formed a basis for other Constituencies to allocate funds to the project.

In 2017/18 and 2018/19 financial years, a total of 269 Constituencies allocated funds towards installation of Constituency innovation hubs in 1033 sites each site costing Kshs.1,169,256.80 hence a total Kshs.1,207,534,497.48 (*See details in annex I*). However, due to various challenges exhibited during implementation, some of the Constituencies reallocated some/whole of its funds to other viable projects. A total of Kshs.708,569,604.79 was reallocated from 606 sites leaving a balance of Kshs.498,964,882.04 in 427 sites remaining for implementation.

It is important to note that in 2019/20 financial year, three Constituencies i.e. Mbooni, Mumias West and Kasarani allocated a total of Kshs.4,677,027.20 towards installation of the hubs (*see details in annex II*). Mumias West and Kasarani had reallocated funds from the project in 2017/18 financial year. This is an indicator that Constituencies are steadily realizing the importance of the CIH projects.

As at now, a total of **58 Constituencies** have **131 operational hubs** while the rest are different levels of implementation. (*See details in annex III*).

However, during the National Assembly sitting of 12<sup>th</sup> April, 2018, the Member of National Assembly for Mathare Constituency raised the following concerns regarding the establishment of the CIH project;

- i) 'While the existence of the Ministerial directive to establish CIH projects in constituencies is a noble idea, is it within the provisions of the NGCDF Act, regulations or Constitution?'
- ii) 'Due to the limited resources available to constituencies in 2017/2019 financial year, the Ministry of ICT should consider establishing the hubs and maintaining the infrastructure and budgeting in the 2018/2019 financial year budget estimates while the constituencies provide the physical infrastructure (buildings) to host the project'.

In response, the NASC Chairman outlined the following:

- i) 'Most constituencies had proposed four sites for the hubs, with some proposing between one and three sites while a few had exceeded the minimum of four. He also cited the responsibilities of the various stakeholders';
- ii) 'The CIH is consistent with Section 49 of the NGCDF Act that provides for part – funding of projects;
- iii) 'Parties involved should engage further and consult more regularly with users and other stakeholders'.

In view of (iii) above, the Ministry, NASC and NGCDF Board held a retreat on 26<sup>th</sup> and 27<sup>th</sup> May, 2018 to deliberate on the matter. During the retreat, the Ministry made a presentation on the project where the following issues of concern were raised:

- i. Project location
- ii. Ownership of the project and role of the Ministry
- iii. Staffing of the CIHs including who is responsible for remuneration
- iv. Sustenance of the project in terms of operation and maintenance
- v. Awareness creation plans
- vi. Challenges in internet coverage, especially in remote areas
- vii. Electricity connectivity – some areas do not have electricity
- viii. Clarity on the procurement of the equipment
- ix. Existence of a formal agreement between the Ministry of ICT and participating constituencies
- x. Sustainability of the tablets in view of the challenges noted on the ground.

In view of the concerns, the Board was required to review the CIH programme and prepare a report to NASC giving key recommendations on the way forward as follows:-

**i) Location**

Taking into consideration that the constituencies have been assigned the responsibility of identifying suitable sites for the project, the following options may be considered:

- a. The District Information and Documentation Centres (DIDCs) established through the support of the Ministry could offer additional sites for CIH projects.
- b. NGCDF Committees may consider citing one of the hubs in the NGCDFC office.

- c. Constituencies could consider allocating funds for construction CIH premises where no public facilities are available in suitable market centres.

**ii) Ownership and operationalization of the project and role of Ministry of ICT**

This being the MoICT's project, the structure of the project should be reviewed so that the Ministry takes a more prominent role other than provision of bandwidth. It is imperative to note that, one of the core mandates of the Ministry of ICT is to provide ICT infrastructure.

The MoICT should train and assist willing constituencies with rollout starting with existing infrastructure such as, the NGCDFC offices, Chiefs' premises among others since commitments have already been done by MoICT & Telkom.

**iii) Staffing**

The MoICT will provide technical support while the constituencies shall offer administrative support. So far, four hundred (400) Presidential Digital Talent Programme (PDTP's) have been recruited already and they can provide operational support at the hubs.

**iv) Sustenance of the project**

Since the MoICT will pay the recurring cost for bandwidth, the payment of utility bills, salaries and other support services like sanitation should continue to be handled as they are since the facilities are already in existence. The challenge would only be where a new site is constructed and consultations are ongoing.

**v) Awareness creation**

The MoICT should take an initiative to create awareness to various stakeholders including members of National Assembly and the community on the project.

The MoICT will collaborate with the Board to undertake awareness creation during the NGCDFC trainings by end of 2018. To this effect, sensitization of the constituency committees was done between June and December, 2018. Further, the MoICT was expected to launch the CIH project in constituencies that have initiated the programme.

**vi) Internet coverage**

The project will use the satellite internet connectivity which is considered to have 100% coverage. Any challenges faced by individual constituencies will be addressed on a case by case basis.

**vii) Electricity connectivity**

The MoICT to collaborate with other Agencies for alternative sources of power in areas where there is no electricity such as solar energy. Constituencies are advised that while identifying suitable sites, priority should be given to those that have electricity connections.

**viii) Procurement**

Competitive bidding was done and Telkom was responsive hence awarded the tender.

**ix) Formalization of agreement between the Ministry of ICT and willing constituencies**

A formal agreement exists between MoICT and participating constituencies. However Ministry was required to review the order and agreement forms to ensure clarity of the contracting parties.

**x) Suitability of the tablets**

It was argued that since the tablets are only applicable with the sites, they are less prone to theft. The MoICT also committed to monitor their suitability with a view to improvement.

The report was presented to NASC for deliberation and subsequently tabled and adopted by the National Assembly with the following recommendations that were communicated to the NGCDF Board vide letter Ref. No. NA/DLP/RES.14/2018/49 dated 5<sup>th</sup> December, 2018:-

- i) Implementation of the Constituency Digital Innovation Hubs (CIH) Program should be optional, and the NG-CDF Board should come up with proper mechanism on re-allocations of funds aside for CIH and other priority projects within Financial Year 2018/19;
- ii) The Ministry of Information, Communications and Technology should take initiatives of wider consultation with all the stakeholders especially National Government Constituency Development Fund Committees' role in implementing the program within FY 2018/19.

The Board in a meeting held on 6<sup>th</sup> December, 2018 adopted the resolution of the National Assembly.

## Strengths

- i. Constituencies like Kamukunji, Limuru and Rongo have already operationalized the project which has become a benchmark for other Constituencies which are slowly realizing the importance of the hubs and hence there is high probability of more installations in the future.
- ii. ICT Ministry has employed ICT officers in the identified Constituencies. This is an indicator of more commitment by the Ministry which led to sustainability of the project.

## NYANZA REGION

No.	Constituency Name	Amount Allocated (Kshs)	No Of Sites	Amount Reallocated	Balance (Kshs.)	No Of Sites implemented
1.	Ugenya	4,677,027.20	4	0	4,677,027.20	4
2.	Alego Usonga	4,677,027.20	4	0	4,677,027.20	4
3.	Rarieda	4,677,027.20	4	0	4,677,027.20	4
4.	Kisumu Central	4,677,027.20	4	0	4,677,027.20	4
5.	Seme	4,677,027.20	4	0	4,677,027.20	4
6.	Suna East	4,677,027.20	4	0	4,677,027.20	4
7.	Uriri	4,677,027.20	4	0	4,677,027.20	4

No.	Constituency Name	Amount Allocated (Kshs)	No Of Sites	Amount Reallocated	Balance (Kshs.)	No Of Sites implemented
8.	Nyatike	4,677,027.20	4	3,507,770.40	1,169,256.80	1
9.	Kuria West	4,677,027.20	4	0	4,677,027.20	4
10.	Kuria East	4,677,027.20	4	0	4,677,027.20	4
11.	South Mugirango	4,677,027.20	4	3,507,770.40	1,169,256.80	1
12.	Bomachoge Borabu	4,677,027.20	4	0	4,677,027.20	4
13.	Bobasi	4,677,027.20	4	0	4,677,027.20	4
14.	Bomachoge Chache	4,677,027.20	4	0	4,677,027.20	4
15.	Nyaribari Masaba	4,677,027.20	4	2,338,513.60	2,338,513.60	2
16.	Kitutu Chache North	4,677,027.20	4	0	4,677,027.20	4
17.	North Mugirango	4,677,027.20	4	0	4,677,027.20	4

No.	Constituency Name	Amount Allocated (Kshs)	No Of Sites	Amount Reallocated	Balance (Kshs.)	No Of Sites implemented
18.	Borabu	4,677,027.20	4	0	4,677,027.20	4
19.	Nyando	4,677,027.20	4	0	4,677,027.20	4
20.	Muhoroni	4,677,027.20	4	0	4,677,027.20	4
21.	Kasipul	4,677,036.00	4	0	4,677,027.20	4
22.	Kabondo Kasipul	4,677,027.20	4	0	4,677,027.20	4
23.	Ndhiwa	4,677,027.20	4	0	4,677,027.20	4
24.	Rongo	4,677,027.20	4	0	4,677,027.20	4
25.	Awendo	1,169,256.80	1	0	1,169,256.80	1
26.	Suba South	1,169,256.80	1	0	1,169,256.80	1
27.	Kitutu Chache South	4,677,027.20	4	0	4,677,027.20	4

No.	Constituency Name	Amount Allocated (Kshs)	No Of Sites	Amount Reallocated	Balance (Kshs.)	No Of Sites implemented
28.	Suba North	2,338,513.60	2	0	2,338,513.60	2
29.	Bonchari	4,677,027.20	4	4,677,027.20	0	0
30.	Bondo	4,677,027.20	4	4,677,027.20	0	0
31.	Gem	4,677,027.20	4	4,677,027.20	0	0
32.	Karachuonyo	4,677,027.20	4	4,677,027.20	0	0
33.	Kisumu East	4,677,027.00	4	4,677,027.00	0	0
34.	Kisumu West	4,677,027.00	4	4,677,027.00	0	0
35.	Kitutu Masaba	4,677,027.00	4	4,677,027.00	0	0
36.	Suna West	4,677,027.00	4	4,677,027.00	0	0
37.	Ugunja	4,677,027.00	4	4,677,027.00	0	0
38.	West Mugirango	4,677,027.00	4	4,677,027.00	0	0
	<b>TOTAL</b>	<b>168,372,986.8</b>	<b>144</b>	<b>56,124,325.2</b>	<b>112,248,652.8</b>	<b>96</b>

## COAST REGION

No.	Constituency Name	Amount Allocated (Kshs)	No. Of Sites	Amount Reallocated	Balance (Kshs)	No. Of Sites Implemented
39.	Likoni	3,507,770.39	3	0	3,507,770.39	3
40.	Matuga	4,677,027.20	4	0	4,677,027.20	4
41.	Lunga lunga	4,677,027.20	4	2,338,513.60	2,338,513.60	2
42.	Voi	4,677,027.20	4	3,507,770.40	1,169,256.00	1
43.	Taveta	4,677,027.20	4	0	4,677,027.20	4
44.	Mwatate	4,677,027.20	4	0	4,677,027.20	4
45.	Kilifi South	4,677,027.20	4	3,507,770.40	1,169,256.00	1
46.	Kilifi North	4,677,027.20	4	2,338,513.60	2,338,513.60	2
47.	Jomvu	4,677,027.20	4	0	4,677,027.20	4
48.	Galole	4,677,027.20	4	0	4,677,027.20	4
49.	Lamu West	4,677,027.20	4	3,507,770.40	1,169,256.00	1
50.	Malindi	4,677,027.20	4	3,507,770.40	1,169,256.00	1
51.	Mvita	4,677,027.20	4	0	4,677,027.20	4
52.	Rabai	1,169,256.00	1	1,169,256.00	0	0
53.	Bura	4,677,027.20	4	4,677,027.20	0	0

54.	Changamwe	4,677,027.00	4	4,677,027.00	0	0
55.	Ganze	4,677,027.00	4	4,677,027.00	0	0
56.	Garsen	4,677,027.00	4	4,677,027.00	0	0
57.	Kaloleni	4,677,027.00	4	4,677,027.00	0	0
58.	Kinango	4,677,027.00	4	4,677,027.00	0	0
59.	Kisauni	4,677,027.00	4	4,677,027.00	0	0
60.	Lamu East	4,677,027.00	4	4,677,027.00	0	0
61.	Magarini	4,677,027.00	4	4,677,027.00	0	0
62.	Msambweni	4,677,027.00	4	4,677,027.00	0	0
63.	Nyali	4,677,027.00	4	4,677,027.00	0	0
	<b>TOTAL</b>	<b>112,248,649.99</b>	<b>96</b>	<b>71,324,662</b>	<b>40,923,984.79</b>	<b>35</b>

#### NORTH RIFT REGION

No.	Constituency Name	Amount Allocated (Kshs)	No. Of Sites	Amount Reallocated (Kshs)	Balance (Kshs)	No. Of Sites Implemented
64.	Kwanza	4,677,027.00	4	2,338,513.60	2,338,513.60	2
65.	Ainakboi	4,677,027.00	4	0	4,677,027.00	4
66.	Soy	4,677,027.00	4	2,338,513.60	2,338,513.60	2
67.	Turbo	4,677,027.00	4	0	4,677,027.00	4

No.	Constituency Name	Amount Allocated (Kshs)	No. Of Sites	Amount Reallocated (Kshs)	Balance (Kshs)	No. Of Sites Implemented
68.	Loima	4,677,027.00	4	0	4,677,027.00	4
69.	Emgwen	4,677,027.00	4	0	4,677,027.00	4
70.	Turkana West	1,169,256.88	1	0	1,169,256.88	1
71.	Baringo North	4,677,027.00	4	3,507,770.40	1,169,256.88	1
72.	Marakwet East	4,677,027.00	4	4,677,027.00	0	0
73.	Keiyo North	4,677,027.00	4	2,338,513.60	2,338,513.60	2
74.	Cherangany	4,677,027.00	4	0	4,677,027.00	4
75.	Marakwet West	4,677,027.00	4	2,338,513.60	2,338,513.60	2
76.	Baringo Central	4,677,027.00	4	4,677,027.00	0	0
77.	Baringo South	4,677,027.00	4	4,677,027.00	0	0
78.	Chesumei	4,677,027.20	4	4,677,027.20	0	0
79.	Endebess	4,677,027.20	4	4,677,027.20	0	0
80.	Kacheliba	4,677,027.20	4	4,677,027.20	0	0

<b>No.</b>	<b>Constituency Name</b>	<b>Amount Allocated (Kshs)</b>	<b>No. Of Sites</b>	<b>Amount Reallocated (Kshs)</b>	<b>Balance (Kshs)</b>	<b>No. Of Sites Implemented</b>
81.	Kapenguria	4,677,027.20	4	4,677,027.20	0	0
82.	Kapseret	4,677,027.20	4	4,677,027.20	0	0
83.	Keiyo South	4,677,027.20	4	4,677,027.20	0	0
84.	Kesses	4,677,027.20	4	4,677,027.20	0	0
85.	Moiben	4,677,027.00	4	4,677,027.00	0	0
86.	Mosop	4,677,027.00	4	4,677,027.00	0	0
87.	Nandi Hills	4,677,027.00	4	4,677,027.00	0	0
88.	Pokot South	4,677,027.00	4	4,677,027.00	0	0
89.	Saboti	4,677,027.00	4	4,677,027.00	0	0
90.	Sigor	4,677,027.00	4	4,677,027.00	0	0
91.	Tiaty	4,677,027.00	4	4,677,027.00	0	0
92.	Tinderet	4,677,027.00	4	4,677,027.00	0	0
93.	Turkana Central	4,677,027.00	4	4,677,027.00	0	0
94.	Turkana East	4,677,027.00	4	4,677,027.00	0	0
95.	Turkana North	4,677,027.00	4	4,677,027.00	0	0
96.	Turkana	4,677,027.00	4	4,677,027.00	0	0

No.	Constituency Name	Amount Allocated (Kshs)	No. Of Sites	Amount Reallocated (Kshs)	Balance (Kshs)	No. Of Sites Implemented
	South					
97.	Aldai	4,677,027.00	4	4,677,027.00	0	0
	<b>TOTAL</b>	<b>155,511,149.28</b>	<b>133</b>	<b>120,433,447.2</b>	<b>35,077,703.16</b>	<b>30</b>

### UPPER EASTERN REGION

No.	Constituency Name	Amount Allocated (Kshs)	No of Sites	Amount Reallocated	Balance (Kshs)	No of Implemented Sites
98.	North imenti	4,677,027.20	4	0	4,677,027.20	4
99.	Igembe central	4,677,027.00	4	3,507,770.40	1,169,256.80	1
100.	Igembe North	1,169,256.80	1	1,169,256.80	0	0
101.	Isiolo north	4,677,027.20	4	0	4,677,027.20	4
102.	Mbeere south	4,677,027.20	4	0	4,677,027.20	4
103.	Manyatta	1,169,256.80	1	0	1,169,256.80	1
104.	Laisamis	4,677,027.20	4	2,338,513.60	2,338,513.60	2
105.	Saku	4,677,027.20	4	0	4,677,027.20	4

No.	Constituency Name	Amount Allocated (Kshs)	No of Sites	Amount Reallocated	Balance (Kshs)	No of Implemented Sites
106.	Buuri	4,677,027.20	4	0	4,677,027.20	4
107.	Isiolo South	4,677,027.20	4	0	4,677,027.20	4
108.	Moyale	1,169,256.80	1	1,169,256.80	0	0
109.	South Imenti	2,338,513.60	2	2,338,513.60	0	0
110.	Central Imenti	4,677,027.20	4	4,677,027.20	0	0
111.	Chuka Igamba Ng'ombe	4,677,027.20	4	4,677,027.20	0	0
112.	Igembe South	4,677,027.20	4	4,677,027.20	0	0
113.	Mbeere North	4,677,027.00	4	4,677,027.00	0	0
114.	Runyenjes	4,677,027.00	4	4,677,027.00	0	0
115.	Tharaka	4,677,027.00	4	4,677,027.00	0	0
116.	Tigania East	4,677,027.00	4	4,677,027.00	0	0
117.	Tigania West	4,677,027.00	4	4,677,027.00	0	0
	<b>TOTAL</b>	<b>80,678,718</b>	<b>69</b>	<b>47,939,527.8</b>	<b>32,739,190.4</b>	<b>28</b>

**NAIROBI REGION**

<b>No.</b>	<b>Constituency Name</b>	<b>Amount Allocated (Kshs)</b>	<b>No of Sites</b>	<b>Amount Reallocated</b>	<b>Balance</b>	<b>No of Sites Implemented</b>
118.	Westlands	4,677,027.20	4	0	4,677,027.20	4
119.	Dagoretti South	4,677,027.20	4	0	4,677,027.20	4
120.	Kibra	4,677,027.20	4	4,677,027.20	0	0
121.	Embakasi South	4,677,027.20	4	0	4,677,027.20	4
122.	Embakasi West	4,677,027.20	4	0	4,677,027.20	4
123.	Makadara	4,677,027.20	4	3,507,770.40	1,169,256.80	1
124.	Kamukunji	4,677,027.20	4	3,507,770.40	1,169,256.80	1
125.	Dagoretti North	4,677,027.20	4	4,677,027.20	0	0

<b>No.</b>	<b>Constituency Name</b>	<b>Amount Allocated (Kshs)</b>	<b>No of Sites</b>	<b>Amount Reallocated</b>	<b>Balance</b>	<b>No of Sites Implemented</b>
126.	Embakasi Central	4,677,027.20	4	4,677,027.20	0	0
127.	Kasarani	4,677,027.20	4	4,677,027.20	0	0
128.	Langata	4,677,027.00	4	4,677,027.00	0	0
129.	Mathare	4,677,027.00	4	4,677,027.00	0	0
130.	Roysambu	4,677,027.00	4	4,677,027.00	0	0
131.	Ruaraka	4,677,027.00	4	4,677,027.00	0	0
132.	Starehe	4,677,027.00	4	4,677,027.00	0	0
133.	Embakasi East	4,677,027.00	4	4,677,027.00	0	0
	<b>TOTAL</b>	<b>74,832,434</b>	<b>64</b>	<b>53,785,811.6</b>	<b>21,046,622.4</b>	<b>18</b>

**LOWER EASTERN REGION**

<b>No.</b>	<b>Constituency Name</b>	<b>Amount Allocated (Kshs)</b>	<b>No of Sites</b>	<b>Amount Reallocated</b>	<b>Balance</b>	<b>No of Sites Implemented</b>
134.	Mwingi West	4,677,027.52	4	1,169,256.80	3,507,770.40	3
135.	Kitui South	4,677,027.52	4	3,507,770.40	1,169,256.80	1
136.	Masinga	4,677,027.52	4	0	4,677,027.52	4
137.	Yatta	4,677,027.52	4	0	4,677,027.52	4
138.	Machakos Town	4,677,027.52	4	0	4,677,027.52	4
139.	Mwala	4,677,027.20	4	0	4,677,027.52	4
140.	Kaiti	4,677,027.52	4	0	4,677,027.52	4
141.	Makueni	4,677,027.52	4	0	4,677,027.52	4
142.	Kibwezi West	16,369,595.40	14	7,015,541	9,354,054.40	8
143.	Kibwezi East	4,677,027.52	4	0	4,677,027.52	4
144.	Kathiani	4,677,027.20	4	4,677,027.20	0	0
145.	Kilome	4,677,027.20	4	4,677,027.20	0	0
146.	Kitui East	4,677,027.00	4	4,677,027.00	0	0
147.	Kitui Rural	4,677,027.00	4	4,677,027.00	0	0
148.	Kitui West	4,677,027.00	4	4,677,027.00	0	0
149.	Maara	4,677,027.00	4	4,677,027.00	0	0

No.	Constituency Name	Amount Allocated (Kshs)	No of Sites	Amount Reallocated	Balance	No of Sites Implemented
150.	Matungulu	4,677,027.00	4	4,677,027.00	0	0
151.	Mavoko	4,677,027.00	4	4,677,027.00	0	0
152.	Mwingi Central	4,677,027.00	4	4,677,027.00	0	0
153.	Kangundo	4,677,027.00	4	4,677,027.00	0	0
	<b>TOTAL</b>	<b>105,233,113.16</b>	<b>90</b>	<b>58,462,838.6</b>	<b>46,770,274.24</b>	<b>40</b>

#### WESTERN REGION

No.	Constituency Name	Amount Allocated (Kshs)	No of Sites	Amount Reallocated	Balance	No of Sites Implemented
154.	Butere	4,677,027.20	4	0	4,677,027.20	4
155.	Funyula	4,677,027.20	4	4,677,027.20	0	0
156.	Kimilili	4,677,027.20	4	0	4,677,027.20	4
157.	Tongaren	5,846,284	5	0	5,846,284	5
158.	Matayos	4,677,027.20	4	0	4,677,027.20	4
159.	Emuhaya	4,677,027.20	4	0	4,677,027.20	4
160.	Shinyalu	1,000,000.00	1	0	1,000,000.00	1

161.	Matungu	4,677,027.20	4	0	4,677,027.20	4
162.	Webuye east	4,677,027.20	4	0	4,677,027.20	4
163.	Ikolomani	4,677,027.20	4	0	4,677,027.20	4
164.	Kanduyi	4,677,027.20	4	0	4,677,027.20	4
165.	Kabuchai	4,677,027.20	4	0	4,677,027.20	4
166.	Hamisi	1,169,256.93	1	0	1,169,256.93	1
167.	Nambale	4,677,027.20	4	0	4,677,027.20	4
168.	Teso north	4,677,027.20	4	0	4,677,027.20	4
169.	Teso south	4,677,027.20	4	3,507,770.40	1,169,256.93	1
170.	Webuye west	4,677,027.20	4	3,507,770.40	1,169,256.93	1
171.	Khwisero	4,677,027.20	4	3,507,770.40	1,169,256.93	1
172.	Navakholo	1,169,256.93	1	0	1,169,256.93	1
173.	Luanda	4,677,027.20	4	0	4,677,027.20	4
174.	Sirisia	4,677,027.20	4	0	4,677,027.20	4
175.	Budalangi	4,677,027.20	4	0	4,677,027.20	4
176.	Malava	1,169,256.93	1	1,169,256.93	0	0
177.	Sabatia	1,169,256.93	1	1,169,256.93	0	0
178.	Bumula	4,677,027.20	4	4,677,027.20	0	0
179.	Butula	4,677,027.20	4	4,677,027.20	0	0

180.	Kiminini	4,677,027.20	4	4,677,027.20	0	0
181.	Likuyani	4,677,027.20	4	4,677,027.20	0	0
182.	Lugari	4,677,027.20	4	4,677,027.20	0	0
183.	Lurambi	4,677,027.20	4	4,677,027.20	0	0
184.	Mt Elgon	4,677,027.00	4	4,677,027.00	0	0
185.	Mumias East	4,677,027.00	4	4,677,027.00	0	0
186.	Mumias West	4,677,027.00	4	4,677,027.00	0	0
187.	Vihiga	4,677,027.00	4	4,677,027.00	0	0
	<b>TOTAL</b>	<b>142,480,072.52</b>	<b>122</b>	<b>64,309,123.46</b>	<b>78,170,949.45</b>	<b>67</b>

### SOUTH RIFT REGION

No.	Constituency Name	Amount Allocated (Kshs)	No of Sites	Amount Reallocated	Balance	No of Sites Implemented
188.	Eldama Ravine	4,677,027.20	4	2,338,513.60	2,338,513.60	2
189.	Bahati	4,677,027.20	4	2,338,513.60	2,338,513.60	2
190.	Gilgil	4,677,027.20	4	3,507,770.40	1,169,256.80	1
191.	Kajiado North	3,507,770.40	3	0	3,507,770.40	3
192.	Naivasha	2,338,513.60	2	2,338,513.60	0	0

No.	Constituency Name	Amount Allocated (Kshs)	No of Sites	Amount Reallocated	Balance	No of Sites Implemented
193.	Nakuru Town East	2,200,000.00	2	0	2,200,000.00	2
194.	Samburu West	4,677,027.20	4	0	4,677,027.20	4
195.	Sotik	4,677,027.20	4	0	4,677,027.20	4
196.	Ainamoi	4,677,027.20	4	3,507,770.40	1,169,256.80	1
197.	Bomet Central	4,677,027.20	4	0	4,677,027.20	4
198.	Chepalungu	4,677,027.20	4	0	4,677,027.20	4
199.	Narok East	4,677,027.20	4	0	4,677,027.20	4
200.	Kajiado East	4,677,027.20	4	0	4,677,027.20	4
201.	Samburu North	4,677,027.20	4	0	4,677,027.20	4
202.	Subukia	4,677,027.20	4	0	4,677,027.20	4
203.	Kuresoi South	4,677,027.20	4	0	4,677,027.20	4
204.	Njoro	4,677,027.20	4	0	4,677,027.20	4
205.	Konoin	1,169,256.93	1	1,169,256.93	0	0
206.	Kajiado West	3,507,770.40	3	3,507,770.40	0	0
207.	Belgut	4,677,027.20	4	4,677,027.20	0	0
208.	Bomet East	4,677,027.20	4	4,677,027.20	0	0

No.	Constituency Name	Amount Allocated (Kshs)	No of Sites	Amount Reallocated	Balance	No of Sites Implemented
209.	Bureti	4,677,027.20	4	4,677,027.20	0	0
210.	Emurua Dikirr	4,677,027.20	4	4,677,027.20	0	0
211.	Kajiado Central	4,677,027.20	4	4,677,027.20	0	0
212.	Kajiado South	4,677,027.20	4	4,677,027.20	0	0
213.	Kilgoris	4,677,027.20	4	4,677,027.20	0	0
214.	Kipkelion East	4,677,027.20	4	4,677,027.20	0	0
215.	Kipkelion West	4,677,027.20	4	4,677,027.20	0	0
216.	Laikipia East	4,677,027.00	4	4,677,027.00	0	0
217.	Laikipia North	4,677,027.00	4	4,677,027.00	0	0
218.	Laikipia West	4,677,027.00	4	4,677,027.00	0	0
219.	Mogotio	4,677,027.00	4	4,677,027.00	0	0
220.	Molo	4,677,027.00	4	4,677,027.00	0	0
221.	Nakuru Town West	4,677,027.00	4	4,677,027.00	0	0
222.	Narok North	4,677,027.00	4	4,677,027.00	0	0
223.	Narok South	4,677,027.00	4	4,677,027.00	0	0
224.	Narok West	4,677,027.00	4	4,677,027.00	0	0

No.	Constituency Name	Amount Allocated (Kshs)	No of Sites	Amount Reallocated	Balance	No of Sites Implemented
225.	Rongai	4,677,027.00	4	4,677,027.00	0	0
226.	Samburu East	4,677,027.00	4	4,677,027.00	0	0
227.	Sigowet Soin	4,677,027.00	4	4,677,027.00	0	0
	<b>TOTAL</b>	<b>176,419,260.93</b>	<b>151</b>	<b>116,925,677.73</b>	<b>59,493,583.2</b>	<b>51</b>

### CENTRAL REGION

No.	Constituency Name	Amount Allocated (Kshs)	No of Sites	Amount Reallocated	Balance	No of Sites Implemented
228.	Githunguri	4,677,027.20	4	3,507,770.40	1,169,256.80	1
229.	Lari	4,677,027.20	4	0	4,677,027.20	4
230.	Othaya	4,677,027.20	4	0	4,677,027.20	4
231.	Ol-Kalou	4,677,027.20	4	0	4,677,027.20	4
232.	Gatundu North	4,677,027.20	4	2,338,513.60	2,338,513.60	2
233.	Ndia	4,677,027.20	4	4,677,027.20	0	0
234.	Thika Town	2,338,513.60	2	1,169,256.80	1,169,256.80	1
235.	Oljoro Orok	4,677,027.20	4	2,338,513.60	2,338,513.60	2
236.	Kieni	4,677,027.20	4	0	4,677,027.20	4

No.	Constituency Name	Amount Allocated (Kshs)	No of Sites	Amount Reallocated	Balance	No of Sites Implemented
237.	Kipipiri	4,677,027.20	4	3,507,770.40	1,169,256.80	1
238.	Gichugu	4,677,027.20	4	0	4,677,027.20	4
239.	Ndaragwa	4,677,027.20	4	3,507,770.40	1,169,256.80	1
240.	Mukurwe-Ini	4,677,027.20	4	0	4,677,027.20	4
241.	Kirinyaga Central	4,677,027.20	4	0	4,677,027.20	4
242.	Juja	4,677,027.20	4	3,507,770.40	1,169,256.80	1
243.	Nyeri town	4,677,027.20	4	0	4,677,027.20	4
244.	Tetu	4,677,027.20	4	0	4,677,027.20	4
245.	Gatanga	4,677,027.20	4	0	4,677,027.20	4
246.	Gatundu South	4,677,027.20	4	0	4,677,027.20	4
247.	Maragua	4,677,027.20	4	3,507,770.40	1,169,256.80	1
248.	Kandara	4,677,027.20	4	4,677,027.20	0	0
249.	Kiambaa	4,677,027.20	4	4,677,027.20	0	0
250.	Kiambu Town	4,677,027.20	4	4,677,027.20	0	0
251.	Kinangop	4,677,027.00	4	4,677,027.00	0	0
252.	Mathira	4,677,027.00	4	4,677,027.00	0	0

No.	Constituency Name	Amount Allocated (Kshs)	No of Sites	Amount Reallocated	Balance	No of Sites Implemented
253.	Mwea	4,677,027.00	4	4,677,027.00	0	0
254.	Ruiru	4,677,027.00	4	4,677,027.00	0	0
255.	Kangema	4,677,027.00	4	4,677,027.00	0	0
	<b>TOTAL</b>	<b>128,618,247</b>	<b>110</b>	<b>65,478,379.8</b>	<b>63,139,867.2</b>	<b>54</b>

#### NORTH EASTERN

No.	Constituency Name	Amount Allocated (Kshs)	No of Sites	Amount Reallocated	Balance	No of Sites Implemented
256.	Ijara	4,677,027.20	4	0	4,677,027.20	4
257.	Mandera West	2,338,513.6	2	2,338,513.6	0	0
258.	Fafi	4,677,027.20	4	0	4,677,027.20	4
259.	Balambala	4,677,027.20	4	4,677,027.20	0	0
260.	Banissa	4,677,027.20	4	4,677,027.20	0	0
261.	Eldas	4,677,027.20	4	4,677,027.20	0	0
262.	Garissa Township	4,677,027.20	4	4,677,027.20	0	0

No.	Constituency Name	Amount Allocated (Kshs)	No of Sites	Amount Reallocated	Balance	No of Sites Implemented
263.	Lafey	4,677,027.00	4	4,677,027.00	0	0
264.	Lagdera	4,677,027.00	4	4,677,027.00	0	0
265.	Tarbaj	4,677,027.00	4	4,677,027.00	0	0
266.	Wajir East	4,677,027.00	4	4,677,027.00	0	0
267.	Wajir North	4,677,027.00	4	4,677,027.00	0	0
268.	Wajir South	4,677,027.00	4	4,677,027.00	0	0
269.	Mandera South	4,677,027.00	4	4,677,027.00	0	0
	<b>TOTAL</b>	<b>63,139,865.8</b>	<b>54</b>	<b>53,785,811.4</b>	<b>9,354,054.4</b>	<b>8</b>

### SUMMARY

No.	Region	Amount Allocated (Kshs)	No of Sites	Amount Reallocated	Balance	No of Sites Implemented
1.	Nyanza	168,372,986.8	144	56,124,325.2	112,248,652.8	96
2.	Coast	112,248,649.99	96	71,324,662	40,923,984.79	35
3.	North Rift	155,511,149.28	133	120,433,447.2	35,077,703.16	30
4.	Upper Eastern	80,678,718	69	47,939,527.8	32,739,190.4	28

5.	<b>Lower Eastern</b>	105,233,113.16	90	58,462,838.6	46,770,274.24	40
6.	<b>Nairobi</b>	74,832,434	64	53,785,811.6	21,046,622.4	18
7.	<b>Western</b>	142,480,072.52	122	64,309,123.46	78,170,949.45	67
8.	<b>South Rift</b>	176,419,260.93	151	116,925,677.73	59,493,583.2	51
9.	<b>Central</b>	128,618,247	110	65,478,379.8	63,139,867.2	54
10.	<b>North Eastern</b>	63,139,865.8	54	53,785,811.4	9,354,054.4	8
11.	<b>TOTAL</b>	<b>1,207,534,497.48</b>	<b>1033</b>	<b>708,569,604.79</b>	<b>498,964,882.04</b>	<b>427</b>

**2019/20 financial year allocation**

No.	Constituency	Amount allocated (Kshs)
1.	Mbooni	1,169,256.80
2.	Mumias West	1,169,256.80
3.	Kasarani	2,338,513.60
4.	<b>TOTAL</b>	<b>4,677,027.2</b>

**Status of implementation of the Constituencies Innovation Hubs projects**

## 1. NYANZA REGION

No.	Constituency Name	Number of sites operational
1.	Borabu	4
2.	Kasipul	3
3.	Ndhiwa	2
4.	Nyaribari Masaba	1
5.	Nyatike	1
6.	Rongo	4
7.	Suba South	1
	<b>TOTAL</b>	<b>16</b>

## 2. COAST REGION

No.	Constituency Name	Number of sites operational
8.	Jomvu	4
9.	Kilifi North	2
10.	Likoni	2
11.	Mvita	1

<b>No.</b>	<b>Constituency Name</b>	<b>Number of sites operational</b>
12.	Taveta	2
13.	Voi	1
	<b>TOTAL</b>	<b>12</b>

### 3. NORTH RIFT REGION

<b>No.</b>	<b>Constituency Name</b>	<b>Number of sites operational</b>
14.	Kwanza	2
15.	Turkana West	1
	<b>TOTAL</b>	<b>3</b>

### 4. UPPER EASTERN

<b>No.</b>	<b>Constituency Name</b>	<b>Number of sites operational</b>
16.	Isiolo North	2
17.	Manyatta	1
18.	North Imenti	3

No.	Constituency Name	Number of sites operational
	<b>TOTAL</b>	<b>6</b>

#### 5. NAIROBI REGION

No.	Constituency Name	Number of sites operational
19.	Embakasi West	2
20.	Kamukunji	1
	<b>Total</b>	<b>3</b>

#### 6. LOWER EASTERN REGION

No.	Constituency Name	Number of sites operational
21.	Kibwezi East	3
22.	Kitui South	1
23.	Masinga	2
24.	Mbooni	1
25.	Yatta	4

No.	Constituency Name	Number of sites operational
	<b>Total</b>	<b>11</b>

## 7. WESTERN REGION

No.	Constituency Name	Number of sites operational
26.	Butere	4
27.	Ikolomani	4
28.	Kabuchai	2
29.	Khwisero	1
30.	Matungu	2
31.	Nambale	1
32.	Navakholo	1
33.	Teso North	4
34.	Teso South	1
35.	Tongaren	5
36.	Webuye East	3
37.	Webuye West	1

No.	Constituency Name	Number of sites operational
	<b>Total</b>	<b>29</b>

#### 8. SOUTH RIFT REGION

No.	Constituency Name	Number of sites operational
38	Ainamoi	1
39	Bahati	2
40	Eldama Ravine	1
41	Kajiado North	3
42	Nakuru Town East	2
43	Sotik	3
	<b>Total</b>	<b>12</b>

#### 9. CENTRAL REGION

No.	Constituency Name	Number of sites operational
44.	Gatanga	3
45.	Gatundu South	4

No.	Constituency Name	Number of sites operational
46.	Gichugu	4
47.	Juja	1
48.	Kieni	4
49.	Lari	4
50.	Limuru	1
51.	Mukurwe-Ini	4
52.	Ndaragwa	1
53.	Nyeri Town	2
54.	Oljoro Orok	1
55.	Ol-Kalou	1
56.	Othaya	4
57.	Tetu	4
58.	Thika Town	1
	<b>Total</b>	<b>39</b>

### Summary of operational sites per region

<b>No.</b>	<b>Region</b>	<b>Number of sites operational</b>
<b>1.</b>	<b>Central</b>	<b>39</b>
<b>2.</b>	<b>South Rift</b>	<b>12</b>
<b>3.</b>	<b>Western</b>	<b>29</b>
<b>4.</b>	<b>Lower Eastern</b>	<b>11</b>
<b>5.</b>	<b>Nairobi</b>	<b>3</b>
<b>6.</b>	<b>Urban Eastern</b>	<b>6</b>
<b>7.</b>	<b>North Rift</b>	<b>3</b>
<b>8.</b>	<b>Coast</b>	<b>12</b>
<b>9.</b>	<b>Nyanza</b>	<b>16</b>
	<b>TOTAL</b>	<b>131</b>

**Annex IV: Projects funded under the Board's Corporate Social Responsibility Programme**

Some of the projects implemented under the CSR programme in 2017/2018 and 2018/2019 financial years.

No	Constituency	Approved Project	Approved Amount	Board Approval Date	Implementation Status	Remarks
1.	Juja	Theta Police Post – Construction and equipping of Office block	7,484,940	30 <sup>th</sup> May, 2018	Complete	Complete and in use <b>(see Figure 1)</b>
2.	Mathioya	Wahundura High School –construction and equipping of 4 classrooms and ablution block with 180no. lockers and chairs and 4 teachers table and chairs	7,568,080	30 <sup>th</sup> May, 2018	Complete	Complete and in use <b>(see Figure 2 )</b>
3.	Kisumu Central	Kisumu Day High School .– Construction of 43 door (21 shower and 22 toilets) Ablution block for student	6,190,230	30 <sup>th</sup> May, 2018	Complete	Complete and in use <b>(see Figure 3)</b>
4	Mbooni	Kakuli Primary School – Construction of 3 storied classrooms and Administration office	7,494,400	25 <sup>th</sup> May, 2017	Complete	Complete and in use <b>(see Figure 4)</b>

No	Constituency	Approved Project	Approved Amount	Board Approval Date	Implementation Status	Remarks
5.	Kapseret	Nganiat Primary school -Construction and equipping of 4no. Classrooms.	3,855,028	12 <sup>th</sup> July, 2017	Complete	Complete and in use <b>(see Figure 5)</b>
6.	Bonchari	St. Paul's Igonga D.O.K Secondary school -Construction and equipping of a computer laboratory with 40no. Computers, 20no. computer tables, 1 laptop and projector	4,620,323	12 <sup>th</sup> July, 2017	Complete	Complete and in use <b>(see Figure 6)</b>

**Table 1: Allocation of Funds by Sector per Region in 2018/19 FY**

Region / Sector	Central	Coast	Eastern	Nairobi	North Eastern	North Rift	South Rift	Western	Nyanza	Total Per Sector
Emergency	194,838,827.40	149,213,829.25	252,515,710.91	97,562,888.65	103,301,821.65	200,864,773.93	235,298,530.95	189,386,783.60	241,037,670.56	1,664,20,8390

Sports	66,425,9 13.37	47,101,1 99.42	83,543,0 76.16	35,375, 463.94	17,325, 304.53	60,609,98 9.71	73,561,1 08.36	52,223,86 1.62	78,55 6,316. 13	514,7 2,233 4
Bursar y Tertiar y	371,724, 496.97	287,519, 872.56	569,284, 990.84	221,51 9,105.1 9	271,21 7,249.7 6	476,741,1 30.99	596,715, 444.32	425,438,3 92.58	564,7 31,63 0.77	3,784 92,31 98
Bursar y Second ary	600,838, 362.08	461,633, 861.30	718,356, 194.38	300,92 4,395.4 7	204,81 2,464.5 0	552,348,9 27.74	536,863, 527.30	504,960,4 58.81	573,8 77,88 6.04	4,454 16,07 62
Bursar y Special	18,301,1 80.09	8,464,00 0.00	20,986,5 97.38	-	-	10,034,73 1.00	17,477,1 95.90	12,433,32 7.07	22,93 8,463. 38	110,6 5,494 2
Social securit y	14,861,0 00.00	28,648,0 00.00	5,256,56 8.82	10,416, 056.55	25,700, 000.00	-	30,020,0 66.25	17,666,34 9.37	26,89 2,177. 83	159,4 0,218 2
Enviro nment	56,952,2 91.31	40,975,5 43.57	61,555,9 23.71	23,605, 198.31	19,202, 447.57	51,853,94 5.37	58,788,0 59.89	36,327,39 0.65	54,99 4,213. 85	404,2 5,014 3
Admin & Recurr ent	216,431, 434.49	169,007, 307.34	285,775, 923.92	109,95 9,393.5 0	113,69 8,656.5 4	227,221,7 90.06	265,161, 438.36	214,974,3 85.76	273,1 39,46 4.24	1,875 69,79 21
M&E	108,784, 12,91	84,173,0	142,862, 12,91	53,919, 12,91	54,912, 12,91	113,406,9 12,91	131,266, 12,91	105,734,9 12,91	136,7 12,91	931,7 2,603

	372.61	67.07	708.43	124.90	065.12	84.28	373.91	89.88	7.57	7
Primary Schools	912,183,333.33	647,638,604.75	1,185,669,594.53	453,571,795.41	619,463,457.67	956,189,505.48	1,200,927,071.93	831,026,119.11	980,634,279.60	7,787,03,7681
Secondary Schools	608,999,757.47	571,221,370.21	897,064,186.12	248,270,602.95	282,409,373.02	870,768,201.37	876,290,578.44	861,347,745.33	970,267,210.01	6,18639,0292
TTIs	56,044,965.32	12,254,689.00	27,200,000.00	-	10,000,000.00	29,000,000.00	19,941,605.00	27,855,000.00	25,505,000.00	207,81,2592
KMTCs	50,000,000.00	29,200,000.00	52,821,191.23	-	-	15,029,079.00	12,500,000.00	57,927,984.32	67,433,518.00	284,91,7725
Tertiary	18,000,000.00	20,700,000.00	14,500,000.00	9,300,000.00	2,250,000.00	-	3,300,000.00	9,600,000.00	66,550,000.00	144,20,0000
Security	265,990,575.37	130,910,850.16	276,399,562.60	130,879,133.15	187,801,152.00	136,575,796.07	215,490,216.09	140,089,006.45	200,154,863.77	1,6849,1566
ICT Hubs	-	-	12,861,824.80	-	-	2,750,000.00	-	-	3,753,820.00	19,36644.8
Others	97,169,9	89,050,8	111,164,	40,942,	38,833,	82,339,75	149,896,	44,173,73	173,8	827,4

	06.89	68.85	650.93	157.25	538.53	1.79	292.70	8.55	72,38 5.53	3,291 2
<b>Total per Region</b>	<b>3,657,54 6,416.70</b>	<b>2,777,71 3,063.48</b>	<b>4,717,81 8,704.76</b>	<b>1,736,2 45,315. 27</b>	<b>1,950,9 27,530. 89</b>	<b>3,785,734, 606.79</b>	<b>4,423,49 7,509.40</b>	<b>3,531,165 ,533.10</b>	<b>4,461, 051,8 17.28</b>	<b>31,04 700,4 7.67</b>

**Table 2: Distribution of Allocation of Funds by Sector per Region in 2018/19 FY**

Sector/ Region	Central	Coast	Eastern	Nairobi	North Eastern	North Rift	South Rift	Western	Nyanza	Proportion Per Sector
Emergency	5.3%	5.4%	5.4%	5.6%	5.3%	5.3%	5.3%	5.4%	5.4%	5.4%
Sports	1.8%	1.7%	1.8%	2.0%	0.9%	1.6%	1.7%	1.5%	1.8%	1.7%
Bursary Tertiary	10.2 %	10.4 %	12.1 %	12.8 %	13.9 %	12.6 %	13.5%	12.0%	12.7%	12.2%
Bursary Secondary	16.4 %	16.6 %	15.2 %	17.3 %	10.5 %	14.6 %	12.1%	14.3%	12.9%	14.4%
Bursary Special	0.5%	0.3%	0.4%	-	-	0.3%	0.4%	0.4%	0.5%	0.4%
Social security	0.4%	1.0%	0.1%	0.6%	1.3%	-	0.7%	0.5%	0.6%	0.5%
Environment	1.6%	1.5%	1.3%	1.4%	1.0%	1.4%	1.3%	1.0%	1.2%	1.3%
Admin & Recurrent	5.9%	6.1%	6.1%	6.3%	5.8%	6.0%	6.0%	6.1%	6.1%	6.0%
M&E	3.0%	3.0%	3.0%	3.1%	2.8%	3.0%	3.0%	3.0%	3.1%	3.0%
Primary Schools	24.9 %	23.3 %	25.1 %	26.1 %	31.8 %	25.3 %	27.1%	23.5%	22.0%	25.1%
Secondary Schools	16.7 %	20.6 %	19.0 %	14.3 %	14.5 %	23.0 %	19.8%	24.4%	21.7%	19.9%

TTIs	1.5%	0.4%	0.6%	-	0.5%	0.8%	0.5%	0.8%	0.6%	0.7%
KMTCs	1.4%	1.1%	1.1%	-	-	0.4%	0.3%	1.6%	1.5%	0.9%
Tertiary	0.5%	0.7%	0.3%	0.5%	0.1%	-	0.1%	0.3%	1.5%	0.5%
Security	7.3%	4.7%	5.9%	7.5%	9.6%	3.6%	4.9%	4.0%	4.5%	5.4%
ICT Hubs	-	-	0.3%	-	-	0.1%	-	-	0.1%	0.1%
Others	2.7%	3.2%	2.4%	2.4%	2.0%	2.2%	3.4%	1.3%	3.9%	2.7%
<b>Total</b>	100.0 %	100.0 %	100.0 %	100.0 %	100.0 %	100.0 %	100.0%	100.0%	100.0%	<b>100%</b>

**Table 3: Allocation of Funds by Sector per Region in 2017/18 FY**

Region/ Sector	Coast	South Rift	Centra l	North Eastern	North Rift	Eastern	Nyanz a	Nairobi	Wester n	Total Per Sector
Emergen cy	133,580, 207.50	210,65 5,174.4 3	174,12 0,686.9 1	92,500,75 6.04	179,840, 583.93	226,068, 096.18	215,79 3,102. 78	86,775,8 52.40	169,551, 715.62	1,488, 6,175.
Sports	41,427,1 52.73	59,682, 726.65	56,794, 670.55	26,899,69 4.25	50,175,9 85.50	68,363,5 23.10	68,398 ,892.2 4	31,447,5 85.20	45,255,5 80.85	448,4 811.0
Bursary Tertiary	254,818, 102.82	476,27 6,025.0 4	252,37 3,888.1 8	197,842,7 41.12	408,657, 239.20	460,860, 145.90	521,43 8,175. 87	182,313, 576.04	350,084, 750.49	3,104, 4,644.
Bursary Seconda ry	389,236, 763.35	505,99 7,261.5 5	533,60 0,227.2 3	221,271,1 36.86	464,699, 477.43	673,873, 009.45	512,61 6,016. 24	263,721, 019.28	434,654, 505.24	3,999, 9,416.
Bursary Special	10,196,5 75.00	9,263,1 04.73	13,927, 109.41	-	5,050,64 6.45	3,099,13 9.00	17,910 ,956.0 7	-	7,842,58 8.14	67,290 18,80
Social Security	-	13,068, 103.44	20,043, 103.06	2,100,000. 00	-	5,482,75 8.62	9,936, 035.60	2,100,00 0.00	12,941,4 36.01	65,67 36.73
Environ ment	34,631,1 09.40	49,898, 280.45	52,284, 864.19	18,169,96 7.18	39,076,1 39.59	49,921,5 31.71	53,044 ,819.3 4	30,920,6 26.92	33,991,4 62.11	361,9 800.89

Admin & Recurrent	151,212,767.89	237,340,294.96	193,764,549.15	98,737,652.99	201,417,399.62	254,294,787.06	243,239,654.18	96,515,006.14	192,137,173.69	1,668,928.5
M&E	75,125,245.36	117,640,630.70	98,201,891.14	46,771,006.53	101,121,829.12	126,753,089.02	121,157,880.97	48,365,611.81	92,992,351.28	828,153.9
Primary Schools	583,657,765.90	996,757,771.21	806,967,873.20	532,023,420.47	743,009,143.80	944,233,027.16	762,215,257.78	351,427,425.19	702,948,061.16	6,423,974.5
Secondary Schools	381,777,226.39	664,563,387.09	441,302,756.45	213,926,813.92	682,736,003.76	657,196,159.11	755,143,561.69	209,995,390.94	602,156,827.47	4,608,812.6
TTIs	21,000,000.00	11,275,773.16	3,300,000.00	-	6,100,007.21	10,800,000.00	15,299,277.27	-	26,912,320.00	94,687.64
KMTCs	28,311,500.00	11,900,000.00	47,429,007.28	-	8,000,000.00	22,548,834.86	7,458,620.69	-	15,500,000.00	141,196.8
Tertiary	42,526,420.87	-	16,171,551.48	-	10,810,344.83	16,472,179.31	29,400,000.00	-	38,046,848.68	153,434.1
Security	132,442,870.87	170,625,913.11	262,080,610.82	128,215,470.93	135,194,711.06	261,483,029.98	225,571,414.00	174,572,950.04	145,854,186.35	1,636,115.7
ICT Hubs	112,248,651.59	178,757,785.6	139,241,960.6	63,129,866.80	159,011,220.20	165,809,258.20	176,472,995.	74,832,434.30	133,126,018.40	1,202,019.1

		0	0				80			
Others	127,272, 549.23	299,63 3,393.4 3	223,97 1,681.9 6	119,412,0 31.93	239,271, 395.04	316,143, 325.13	356,49 4,258. 03	106,897, 442.45	191,729, 996.20	1,980, 6,073.
<b>Total per Region</b>	<b>2,519,46 4,908.90</b>	<b>4,013,3 35,625. 54</b>	<b>3,335,5 76,431. 61</b>	<b>1,761,000, 559.05</b>	<b>3,434,17 2,126.73</b>	<b>4,263,40 1,893.79</b>	<b>4,091, 590,91 8.55</b>	<b>1,659,88 4,920.71</b>	<b>3,195,72 5,821.69</b>	<b>28,27. 53,200 7</b>

**Table 4: Distribution of Allocation of Funds by Sector per Region in 2017/18 FY**

Sector/ Region	Coast	South Rift	Cent ral	Nort h Easte rn	Nort h Rift	Easte rn	Nyan za	Nair obi	Weste rn	Proporti on per Sector
Emergenc y	5.3%	5.2%	5.2%	5.3%	5.2%	5.3%	5.3%	5.2%	5.3%	5.3%
Sports	1.6%	1.5%	1.7%	1.5%	1.5%	1.6%	1.7%	1.9%	1.4%	1.6%
Bursary Tertiary	10.1%	11.9%	7.6%	11.2 %	11.9 %	10.8 %	12.7 %	11.0 %	11.0%	11.0%
Bursary Secondary	15.4%	12.6%	16.0 %	12.6 %	13.5 %	15.8 %	12.5 %	15.9 %	13.6%	14.1%
Bursary Special	0.4%	0.2%	0.4%		0.1%	0.1%	0.4%		0.2%	0.2%

Social Security		0.3%	0.6%	0.1%		0.1%	0.2%	0.1%	0.4%	0.2%
Environment	1.4%	1.2%	1.6%	1.0%	1.1%	1.2%	1.3%	1.9%	1.1%	1.3%
Admin & Recurrent	6.0%	5.9%	5.8%	5.6%	5.9%	6.0%	5.9%	5.8%	6.0%	5.9%
M&E	3.0%	2.9%	2.9%	2.7%	2.9%	3.0%	3.0%	2.9%	2.9%	2.9%
Primary Schools	23.2%	24.8%	24.2%	30.2%	21.6%	22.1%	18.6%	21.2%	22.0%	22.7%
Secondary Schools	15.2%	16.6%	13.2%	12.1%	19.9%	15.4%	18.5%	12.7%	18.8%	16.3%
TTIs	0.8%	0.3%	0.1%		0.2%	0.3%	0.4%		0.8%	0.3%
KMTCs	1.1%	0.3%	1.4%		0.2%	0.5%	0.2%		0.5%	0.5%
Tertiary	1.7%		0.5%		0.3%	0.4%	0.7%		1.2%	0.5%
Security	5.3%	4.3%	7.9%	7.3%	3.9%	6.1%	5.5%	10.5%	4.6%	5.8%
ICT Hubs	4.5%	4.5%	4.2%	3.6%	4.6%	3.9%	4.3%	4.5%	4.2%	4.3%
Others	5.1%	7.5%	6.7%	6.8%	7.0%	7.4%	8.7%	6.4%	6.0%	7.0%
<b>Total</b>	<b>100.0%</b>	<b>100.0%</b>	<b>100.0%</b>	<b>100.0%</b>	<b>100.0%</b>	<b>100.0%</b>	<b>100.0%</b>	<b>100.0%</b>	<b>100.0%</b>	<b>100.0%</b>

