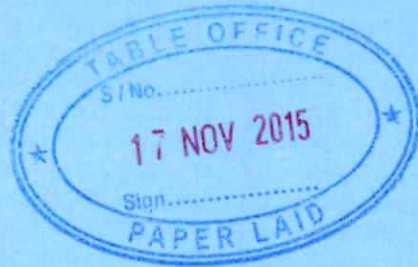


REPUBLIC OF KENYA



KENYA NATIONAL AUDIT OFFICE



*paper laid
by the leader
of majority
Hon. Alan D
on 17/11/2015*

*17/11/2015
[Signature]*

REPORT

OF

THE AUDITOR-GENERAL

ON

**THE FINANCIAL STATEMENTS OF
CONSTITUENCIES DEVELOPMENT FUND-
NDHIWA CONSTITUENCY**

**FOR THE YEAR ENDED
30 JUNE 2014**



REPUBLIC OF KENYA

Telephone: +254-20-342330
Fax: +254-20-311482
E-mail: oag@oagkenya.go.ke
Website: www.kenao.go.ke

P.O. Box 30084-00100
NAIROBI



OFFICE OF THE AUDITOR-GENERAL

REPORT OF THE AUDITOR-GENERAL ON CONSTITUENCIES DEVELOPMENT FUND - NDHIWA CONSTITUENCY FOR THE YEAR ENDED 30 JUNE 2014

REPORT ON THE FINANCIAL STATEMENTS

I have audited the accompanying financial statements of Constituencies Development Fund – Ndiwa Constituency set out on pages 4 to 27, which comprise the statement of assets and liabilities as at June 30 2014, and the statement of receipts and payments, statement of cash flows, summary statement of appropriation, recurrent and development for the year then ended, and a summary of significant accounting policies and other explanatory information in accordance with the provisions of Article 229 of the Constitution of Kenya and Section 8 of the Public Audit Act, 2003. I have obtained all the information and explanations which, to the best of my knowledge and belief, were necessary for the purpose of the audit.

Management's Responsibility for the Financial Statements

Management is responsible for the preparation and fair presentation of these financial statements in accordance with International Public Sector Accounting Standards (Cash Basis) and for such internal control as management determines is necessary to enable the preparation of financial statements that are free from material misstatement, whether due to fraud or error.

The management is also responsible for the submission of the financial statements to the Auditor-General in accordance with the provisions of Section 7 of the Public Audit Act, 2003.

Auditor-General's Responsibility

My responsibility is to express an opinion on these financial statements based on the audit and report in accordance with the provisions of Section 9 of the Public Audit Act, 2003 and submit the report in compliance with Article 229(7) of the Constitution of Kenya. The audit was conducted in accordance with International Standards of Auditing. Those standards require compliance with ethical requirements and that the audit be planned and performed to obtain reasonable assurance about whether the financial statements are free from material misstatement.

An audit involves performing procedures to obtain audit evidence about the amounts and disclosures in the financial statements. The procedures selected depend on the auditor's judgment, including the assessment of the risks of material misstatement of the financial statements, whether due to fraud or error. In making those risk assessments, the auditor considers internal control relevant to the entity's preparation and fair presentation of the financial statements in order to design audit procedures that are appropriate in the circumstances, but not for the purpose of expressing an

opinion on the effectiveness of the Fund's internal control. An audit also includes evaluating the appropriateness of accounting policies used and the reasonableness of accounting estimates made by the management, as well as evaluating the overall presentation of the financial statements.

I believe that the audit evidence obtained is sufficient and appropriate to provide a basis for my adverse audit opinion.

Basis for Adverse Opinion

1. Monitoring and Evaluation

Examination of payment vouchers for monitoring and evaluation revealed that in some instances, officers involved in monitoring and evaluation exercises were paid allowances but did not sign payment schedules, hence it could not be confirmed whether the affected officers actually received the allowances. Some vouchers were merely supported by CDFC minutes but had no relevant documentations for actual expenditure such as cash sales or signed schedules.

In addition the CDF spent Kshs.777,000, included in the use of goods and services expenditure as disclosed under Note 5 sub head, training expenses on monitoring and evaluation. In total the CDF spent Kshs.4,145,360 (3.8% of the total allocation of the year) which is over and above the 3% allowed to be spent on monitoring and evaluation by the CDF Act Section 22(10).

2. Comparative Figures

The comparative figures for the year 2012/2013 have not been incorporated into the financial statements for the year ended 30 June 2014 contrary to the requirements of Public Sector Accounting Standards Board.

3. Unaccounted for Fuel and Lubricants

The CDF Office spent Kshs.1,500,000 on fuel and Lubricants. However, records detailing consumption of the fuel were not availed for audit review. Fuel register providing details of fuel consumption by respective motor vehicles and balances thereof during the year was not availed for audit review. In the circumstance, it was not possible to ascertain whether the fuel was used by CDF vehicles to perform official functions.

4. Irregular Repair and Maintenance of Motor Vehicles

Records made available by Ndhiwa CDF Office revealed that a total of Kshs 1,325,568 was spent on repairs and maintenance of the CDF motor vehicles. However, the said vehicles, purported to have been repaired in Kisumu and Nakuru, were not inspected by the Government mechanical department to determine extent of repairs required and cost estimates for the same. It was therefore not possible to confirm that the CDF Office got value for money spent on the repairs.

5. Outstanding Imprests

The cash and cash equivalent balance of Kshs.10,176,956 as at 30 June 2014 includes cash balance of Kshs.1,145,020 which represented outstanding imprests

which ought to have been accounted for or surrendered by the same date. Further, the purpose for which the imprests were issued were not revealed and an imprests register was not availed for audit review. In the circumstance, the validity of the imprests and why the same were not accounted for by the due date could not be confirmed.

6. Unaccounted for Office Administration Expenses

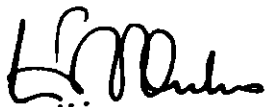
The CDF office spent Kshs.640,000 on office administration. However, records in support of the expenditure were not made available for audit verification. Management indicated that the money was paid to people who emptied their toilets, some of whom do not know how to sign. Any other evidence supporting the payments was not availed for audit verification and in the circumstances, the propriety of the payments could not be ascertained

7. Re-allocation of Project Funds

Kome Secondary School was allocated Kshs 500,000 to complete one classroom. However the funds were diverted and used in the construction of a staff house without authority from CDF Board. The staff house was at ring beam stage during the audit.

Adverse Opinion

In my opinion, because of the significance of the matters discussed in the Basis for Adverse Opinion paragraph, the financial statements do not present fairly, the financial position of the Fund as at 30 June, 2014 and of its financial performance and its cash flows for the year then ended, in accordance with International Public Sector Accounting Standards and does not comply with the Public Finance Management Act, 2012 and Constituencies Development Fund Act, 2013.



Edward R. O. Ouko, CBS
AUDITOR-GENERAL

Nairobi

30 September 2015



CONSTITUENCIES DEVELOPMENT FUND – NDHIWA

REPORTS AND FINANCIAL STATEMENTS

**FOR THE FINANCIAL YEAR ENDED
JUNE 30, 2014**

**Prepared in accordance with the Cash Basis of Accounting Method under the International Public Sector
Accounting Standards (IPSAS)**

COUNTY GOVERNMENT OF HOMABAY
Reports and Financial Statements
For the year ended June 30, 2014

Table of Content

Page

<u>I. KEY ENTITY INFORMATION AND MANAGEMENT</u>	
<u>II. STATEMENT OF ENTITY MANAGEMENT RESPONSIBILITIES</u>	
<u>III. REPORT OF THE INDEPENDENT AUDITORS ON THE ENTITY</u> (<i>specify entity name</i>)... Error! Bookmark not defined.	
<u>IV. STATEMENT OF RECEIPTS AND PAYMENTS</u>	
<u>V. STATEMENT OF ASSETS AND LIABILITIES</u>	
<u>VI. STATEMENT OF CASHFLOW</u>	Error! Bookmark not defined.
<u>VII. SUMMARY STATEMENT OF APPROPRIATION: RECURRENT AND DEVELOPMENT COMB</u>	
<u>VIII. SUMMARY STATEMENT OF APPROPRIATION: RECURRENT</u>	Error! Bookmark not defined.
<u>IX. SUMMARY STATEMENT OF APPROPRIATION: DEVELOPMENT</u>	Error! Bookmark not defined.
<u>X. SIGNIFICANT ACCOUNTING POLICIES</u>	
<u>XI. NOTES TO THE FINANCIAL STATEMENTS</u>	

KEY ENTITY INFORMATION AND MANAGEMENT

(a) Background information

The Constituencies Development Fund (CDF) was set up under the CDF Act, 2003 now repealed by the CDF Act, 2013. The CDF Act 2013 aligns the Fund with the Constitution of Kenya 2010 and the Public Finance Management Act 2012 that lay emphasis on citizen participation in public financial management and decision making, transparency and accountability together with equity in resource utilization. The overall management of the Fund is the responsibility of the Constituencies Development Fund Board.

(b) Key Management

The *Constituency's* day-to-day management is under the following key organs:

- i. Constituencies Development Fund Board (CDFB)
- ii. Constituency Development Fund Committee (CDFC)

(c) Fiduciary Management

The key management personnel who held office during the financial year ended 30th June 2014 and who had direct fiduciary responsibility were:

No.	Designation	Name
1.	Chief Executive Officer	Yusuf Mbuno
2.	Fund Account Manager	Kennedy Mathew Chacha
3.	District Accountant	Jared O. Orinda

(d) Fiduciary Oversight Arrangements

List the CDFC as gazetted

1. George Collince Otieno Asoyo – Chairman
2. Kennedy Mathew Chacha - Fund Account Manager
3. Michael Otieno Gong'a - Member
4. Lenard Charles Juma Othina - Member
5. Rose Achieng Wanjara - Member
6. Ruth Akinyi Ogutu - Member
7. David Onyango Aloyo - Member
8. Walter Were Muok - Member
9. Jacinter Akomo Ochido - Member
10. Hon Netto Augustinho - Member of Parliament
11. Mercy Wamalwa - DCC

COUNTY GOVERNMENT OF HOMABAY
Reports and Financial Statements
For the year ended June 30, 2014

(e) Entity Headquarters

Provide box and physical address of the constituency CDF office

P.O. Box 61 - 40302
District Headquarters Grounds
Off Rodi Kopany – Sori Road
Ndhiwa, KENYA

(f) Entity Contacts

Provide telephone number and email of the constituency CDF office

Telephone: (254) 0722 471 936
E-mail: cdfndhiwa@cdf.go.ke
Website: www.go.ke

(g) Entity Bankers

Constituency CDF main banker (provide the bank, branch, account number and address)

1. Cooperative Bank of Kenya
Ndhiwa Branch
A/C No 01120076236300
P.o Box 228-40302
Ndhiwa Kenya

(h) Independent Auditors

Auditor General
Kenya National Audit Office
Anniversary Towers, University Way
P.O. Box 30084
GOP 00100
Nairobi, Kenya

(i) Principal Legal Adviser

The Attorney General
State Law Office
Harambee Avenue
P.O. Box 40112
City Square 00200
Nairobi, Kenya

STATEMENT OF ENTITY MANAGEMENT RESPONSIBILITIES

Section 81 (1) of the Public Finance Management Act, 2012 requires that, at the end of each financial year, the accounting officer for a county government entity shall prepare financial statements in respect of the entity. Section 81 (3) requires the financial statements so prepared to be in a form that complies with relevant accounting standards as prescribed by the Public Sector Accounting Standards Board of Kenya from time to time.


The Fund Account Manager in charge of the *Ndhiwa CDF* is responsible for the preparation and presentation of the *Constituencies* financial statements, which give a true and fair view of the state of affairs of the *Constituency* as at the end of the financial year (period) ended on June 30, 2014. This responsibility includes (i) maintaining adequate financial management arrangements and ensuring that these continue to be effective throughout the reporting period; (ii) maintaining proper accounting records, which disclose with reasonable accuracy at any time the financial position of the entity; (iii) designing, implementing and maintaining internal controls relevant to the preparation and fair presentation of the financial statements, and ensuring they are free from material misstatements, whether due to error or fraud; (iv) safeguarding the assets of the entity; (v) selecting and applying appropriate accounting policies; and (vi) making accounting estimates that are reasonable in the circumstances.

The Fund Account Manager in charge of the *Ndhiwa CDF* accepts responsibility for the entity's financial statements, which have been prepared on the Cash Basis Method of Financial Reporting, using appropriate accounting policies in accordance with International Public Sector Accounting Standards (IPSAS) and the legal framework of the Government of Kenya. The Fund Account Manager is of the opinion that the *Ndhiwa CDF* financial statements give a true and fair view of the state of the *Constituency's* transactions during the financial year ended June 30, 2014, and of the *Constituency's* financial position as at that date. The Fund Account Manager in charge of the *Ndhiwa CDF* further confirms the completeness of the accounting records maintained for the *Constituency*, which have been relied upon in the preparation of the *Constituency* financial statements as well as the adequacy of the systems of internal financial control.


The Fund Account Manager in charge of the *Ndhiwa* confirms that the entity has complied fully with applicable Government Regulations and that the entity's funds received during the year under audit were used for eligible purposes for which they were intended and were properly accounted for. Further the Fund Account Manager confirms that the *Constituency's* financial statements have been prepared in a form that complies with relevant accounting standards prescribed by the Public Sector Accounting Standards Board of Kenya.

Approval of the financial statements

The entity's financial statements were approved and signed on 19/9/2014.


Chairman - CDFC

NDHIWA CONSTITUENCY
DEVELOPMENT FUND
P.O. Box 61-40302,
NDHIWA



Fund Account Manager

COUNTY GOVERNMENT OF HOMABAY
Reports and Financial Statements
For the year ended June 30, 2014

I. STATEMENT OF RECEIPTS AND PAYMENTS

	Note	2013-2014	2012-2013
		Kshs	K
RECEIPTS			
Contributions from CDF board-AIEs' Received	1	108,350,271	-
TOTAL RECEIPTS		108,350,271	-
PAYMENTS			
Compensation of Employees	4	2,138,252	-
Procurement of goods and services	5	9,439,039	-
Committee meeting allowances	6	2,063,980	-
Contributions to Other Government Units	7	24,964,029	-
Grants and transfers	8	60,260,105	-
Security Benefits	9	880,640	-
Disposition of Assets	10	73,500	-
Other Payments	11	-	-
TOTAL PAYMENTS		99,819,544	-
PLUS/DEFICIT		8,530,727	-

Accounting policies and explanatory notes to these financial statements form an integral part of the financial statements. The entity financial statements were approved on 15.05.2014 and signed by:


 Account MANAGER

NDHIWA CONSTITUENCY
 DEVELOPMENT FUND
 P.O. Box 61-40302,
 NDHIWA


 CHAIRMAN CDFC

STATEMENT OF ASSETS


Receipts for operating income

	Note	2013-2014 Kshs	2012-2013 Kshs
FINANCIAL ASSETS			
Cash and Cash Equivalents			
Bank Balances	12	9,031,936	-
Cash Balances	14	1,145,020	-
Cash Equivalents			-
Outstanding Imprests			-
TOTAL FINANCIAL ASSETS		10,176,956	-

REPRESENTED BY

Fund balance b/fwd	16	1,646,229	-
Surplus/Deficit for the year		8,530,727	-
Prior year adjustments	17	0	-
NET FINANCIAL POSSITION		10,176,956	-

The accounting policies and explanatory notes to these financial statements form an integral part of the financial statements. The entity financial statements were approved on 19.9. 2014 and signed by:


 CDFC CHAIRMAN

NDHIWA CONSTITUENCY
 DEVELOPMENT FUND
 P.O. Box 61-40302,
 NDHIWA


 FUND ACCOUNT MANAGER

COUNTY GOVERNMENT OF HOMABAY
Reports and Financial Statements
For the year ended June 30, 2014

STATEMENT OF CASHFLOWS AS AT 30TH JUNE, 2014

RECEIPTS FROM OPERATING ACTIVITIES		2013-2014 Kshs
Transfers from CDF Board	1	108,350,271
TOTAL RECEIPTS		108,350,271
PAYMENTS FOR OPERATING EXPENSES		
Compensation of Employees	2	2,138,252
Use of goods and services	3	9,439,039
Committee Meeting Allowances	4	2,063,980
Transfers to Other Government Units	5	24,964,029
Other grants and transfers	6	60,260,105
Social Security Benefits	7	880,640
TOTAL PAYMENTS		99,746,045
ADJUSTED FOR:		
Adjustments during the year		0
Net Cash Flow from Operating Activities		8,604,226
CASHFLOW FROM INVESTING ACTIVITIES		
Acquisition of Assets	8	73,500
Net cash flows from Investing Activities		73,500
NET INCREASE/ (DECREASE) IN CASH AND CASH EQUIVALENT		(8,530,726)
Cash and cash equivalent at BEGINNING of the year	11	73,500
Cash and cash equivalent at END of the year		(8,457,226)


1

2


**SUMMARY STATEMENT OF APPROPRIATION: RECURRENT AND DEVELOPMENT
COMBINED**

Revenue/Expense Item	Original Budget	Adjustments	Final Budget	Actual on Comparable Basis	Budget Utilisation Difference	% of Utilisation Difference to Final Budget
Revenue/Expense Item	Original Budget	Adjustments	Final Budget	Actual on Comparable Basis	Budget Utilisation Difference	% of Utilisation Difference to Final Budget
	a	b	c=a+b	d	e=c-d	f=d/c %
Compensation of Employees	1,553,392	366,656	1,920,048	2,138,252	(218,204)	111
Use of goods and services	9,754,532	120,000	9,874,532	9,439,039	435,493	96
Committee Members Expenses	1,606,000	200,000	1,806,000	2,063,980	(257,980)	114
Transfers to Other Government Units	37,480,607	-	37,480,607	24,964,029	12,516,578	67
Other grants and transfers	62,858,764	-	62,858,764	60,260,105	2,598,659	96
Social Security Benefits	100,000	713,400.00	813,400	880,640	(67,240)	108
Acquisition of Assets	-	-	-	0	0	
Other Payments	-	-	-	0	-	
TOTALS	113,353,295		114,753,351	99,746,044	15,007,306	66

The entity financial statements were approved on 15.7.2014 2014 and signed by:



CD FC CHAIRMAN


 NDHIWA CONSTITUTIONAL
 DEVELOPMENT FUND
 P.O. Box 61-40302
 NDHIWA FUND ACCOUNT MANAGER

SIGNIFICANT ACCOUNTING POLICIES

The principle accounting policies adopted in the preparation of these financial statements are set out below:

1. Statement of compliance and basis of preparation

The financial statements have been prepared in accordance with and comply with International Public Sector Accounting Standards (IPSAS) with particular emphasis on Cash Basis Financial Reporting under the Cash Basis of Accounting and relevant legal framework of the Government of Kenya. The financial statements comply with and conform to the form of presentation prescribed by the Public Sector Accounting Standards Board of Kenya.

The financial statements are presented in Kenya Shillings, which is the functional and reporting currency of the *entity* and all values are rounded to the nearest thousand (Kshs'000). The accounting policies adopted have been consistently applied to all the years presented.

The financial statements have been prepared on the cash basis following the Government's standard chart of accounts. The cash basis of accounting recognises transactions and events only when cash is received or paid by the *entity*.

2. Recognition of revenue and expenses

The *entity* recognises all revenues from the various sources when the event occurs and the related cash has actually been received by the *entity*. In addition, the *entity* recognises all expenses when the event occurs and the related cash has actually been paid out by the *entity*.

3. In-kind contributions

In-kind contributions are donations that are made to the *entity* in the form of actual goods and/or services rather than in money or cash terms. These donations may include vehicles, equipment or personnel services. Where the financial value received for in-kind contributions can be reliably determined, the *entity* includes such value in the statement of receipts and payments both as revenue and as an expense in equal and opposite amounts; otherwise, the contribution is not recorded.

4. Cash and cash equivalents

Cash and cash equivalents comprise cash on hand and cash at bank, short-term deposits on call and highly liquid investments with an original maturity of three months or less, which are readily convertible to known amounts of cash and are subject to insignificant risk of changes in value. Bank account balances include amounts held at the Central Bank of Kenya and at various commercial banks at the end of the financial year. For the purposes of these financial statements, cash and cash equivalents also include short term cash imprests and advances to authorised public officers and/or institutions which were not surrendered or accounted for at the end of the financial year.

COUNTY GOVERNMENT OF HOMABAY
Reports and Financial Statements
For the year ended June 30, 2014

SIGNIFICANT ACCOUNTING POLICIES (Continued)

5. Pending bills

Pending bills consist of unpaid liabilities at the end of the financial year arising from goods or services during the year or in past years. As pending bills do not involve the outflow of cash in the reporting period, they recorded as 'memorandum' or 'off-balance' items. They provide a sense of the overall net cash position of the *entity* at the end of the year. When pending bills are finally settled, such payments are included in the statement of receipts and payments in the year in which the payments are made.

6. Receivables and payables

These relate to provisioning balances for the GAV and Exchequer accounts as required by current Government Financial Regulations and Procedures. These provisioning balances have an impact on the receipts and payments and therefore do not contravene the principle of the cash based IPSAS.

7. Budget

The budget is developed on the same accounting basis (cash basis), the same accounting classification basis, and for the same period as the financial statements. The *entity's* budget is approved as required by Law and as detailed in the Government of Kenya Budget Estimates. A high-level assessment of the *entity's* actual performance against the comparative budget for the financial year under review has been included in an annex to these financial statements.

8. Comparative figures

Where necessary comparative figures for the previous financial year have been amended and reconfigured to conform to the required changes in presentation.

9. Subsequent events

There have been no events subsequent to the financial year end with a significant impact on the financial statements for the year ended June 30, 2014.

COUNTY GOVERNMENT OF HOMABAY
Reports and Financial Statements
For the year ended June 30, 2014

NOTES TO THE FINANCIAL STATEMENTS

NOTES TO THE FINANCIAL STATEMENTS (Continued)

EXCHQUER RELEASES

1. TRANSFERS FROM OTHER GOVERNMENT ENTITIES

	Description	2013 - 2014
		Kshs
Normal Allocation	AIE NO...A709867	2,000,000
	AIE NO.....A711897	49,321,634
	AIE NO.....A735514	31,730,736
	AIE NOA750007	25,297,902
	TOTAL	108,350,271

2. COMPENSATION OF EMPLOYEES

	2013 - 2014
	Kshs
Basic salaries of permanent employees	1,662,212
Basic wages of temporary employees	476,040
Compulsory national social security schemes	759,800
Compulsory national health insurance schemes	120,840
Total	3,018,892

COUNTY GOVERNMENT OF HOMABAY
Reports and Financial Statements
For the year ended June 30, 2014

NOTES TO THE FINANCIAL STATEMENTS (Continued)

3. USE OF GOODS AND SERVICES

	2013 - 2014
	Kshs
Utilities, supplies and services	
Communication, supplies and services	
Domestic travel and subsistence	21
Printing, advertising and information supplies & services	
Training expenses	
Hospitality supplies and services	
Office and general supplies and services	
Fuel ,oil & lubricants	
Other operating expenses	6
Routine maintenance – vehicles and other transport equipment	
Routine maintenance – other assets	
Total	

4. CDFC EXPENSES

Description	
Other committee expenses	
Committee allowance	
TOTAL	

COUNTY GOVERNMENT OF HOMABAY
Reports and Financial Statements
For the year ended June 30, 2014

5. TRANSFER TO OTHER GOVERNMENT ENTITIES

Description	2013 - 2014
	Kshs
Transfers to primary schools	7,755,135
Transfers to secondary schools	9,196,508
Transfers to Tertiary institutions	821,522
Transfers to Health institutions	7,190,863
TOTAL	24,964,029

6. OTHER GRANTS AND OTHER PAYMENTS

	2013 - 2014
	Kshs
Bursary -Secondary	11,349,000.00
Bursary -Tertiary	4,789,000.00
Mocks & CAT	650,000.00
Water	8,561,236.00
food security	510,000.00
Electricity	9,700,000.00
Security	1,799,959.00
Roads	16,306,616.70
Sports	2,215,073.00
Environment	
Strategic development plan	1,700,000.00
Emergency Projects	2,679,220.00
Total	60,260,104.70

COUNTY GOVERNMENT OF HOMABAY
Reports and Financial Statements
For the year ended June 30, 2014

7. SOCIAL SECURITY BENEFITS

	2013 - 2014
	Kshs
Employer contribution to NSSF	75
Contribution to NHIF	12
Total	88

8. ACQUISITION OF ASSETS

<u>Non Financial Assets</u>	2013 - 2014
	Ksh
Purchase of computers ,printers and other IT equipments	73,000
Total	73,000

NOTES TO THE FINANCIAL STATEMENTS (Continued)

23A Bank Accounts

Name of Bank, Account No. & currency	Amount in bank account currency	Exc rate	2013 - 2014
Cooperative Bank,, Account No. 01120076236300,currency Ksh		0	37,900

COUNTY GOVERNMENT OF HOMABAY
Reports and Financial Statements
For the year ended June 30, 2014

Total			37,901,312.2

23D OUTSTANDING IMPRESTS

<i>Name of Officer or Institution</i>	<i>Amount Taken</i>	<i>Amount Surrendered</i>	<i>Balance</i>
		<i>Kshs</i>	<i>Kshs</i>
<i>Ndhiwa Cdf</i>	<i>1,145,020.00</i>	<i>0</i>	<i>1,145,020.00</i>
Total			1,145,020.00

24 RECEIVABLES

	2013 - 2014 Kshs
Exchequer Provisioning account balance	25,297,901.70
Total	25,297,901.70

26 BALANCES BROUGHT FORWARD

	2013 - 2014 Kshs
Bank accounts	1,646,228.60
Cash in hand	0
Cash equivalents (short-term deposits)	0
Imprest	0
Receivables	0
Payables	0
Total	1,646,228.60

COUNTY GOVERNMENT OF HOMABAY
Reports and Financial Statements
For the year ended June 30, 2014

FIXED ASSETS REGISTER

TYPE OF FURNITURE	ASSET NUMBER	ASSET SERIAL NO.	ACQUISITION DATE	COST	CURRENT CONDITION
Conference Table Mex 3m Cherry	CDFC/CDC/70402/F001		2011	165,600	NEW
Desk 1200 Mex Cherry	CDFC/CDC/70402/F002		2011		NEW
Desk 1500 Mex Cherry	CDFC/CDC/70402/F002		2011	59,700	NEW
Filing Cabinet 4 Drawer Hiline Ivory	CDFC/CDC/70402/F001		2011	20,700	NEW
Filing Cabinet 4 Drawer Hiline Ivory	CDFC/CDC/70402/F002		2011	20,700	NEW
Filing Cabinet 4 Drawer Hiline Ivory	CDFC/CDC/70402/F003		2011	20,700	NEW
Filing Cabinet 4 Drawer Hiline Ivory	CDFC/CDC/70402/F004		2011	20,700	NEW
Filing Cabinet 4 Drawer Hiline Ivory	CDFC/CDC/70402/F060		2011	20,700	NEW
Filing Cabinet 4 Drawer Hiline Ivory	CDFC/CDC/70402/F061		2011	20,700	NEW
Executive Desk 2.0m Deluxe	CDFC/CDC/70402/F006		2011	-	NEW

TYPE OF PP & E	ASSET NUMBER	SERIAL NO.	DATE ACQUIRED	COST	CURRENT CONDITION
Stapler		Kangaroo DS45	2010	-	SERVI
Paper Punch		DP-520	2010	-	SERVI
2 Office stamps			2010	-	SERVI
Leather visitors seats	CDFC/CDC/70402/F010-40		2010	-	IN US
Motor Cycle	GK A849T	YAMAHA	2010	331,550	SERVI
Motor Cycle	GK A866L	YAMAHA	2010	331,550	SERVI
Motor Vehicle	GKA 191x	Land Rover	2011	4,788,313	SERVI
Motor Vehicle	GKA 335N	Land Rover	2005		NOT

COUNTY GOVERNMENT OF HOMABAY
Reports and Financial Statements
For the year ended June 30, 2014

Tractor	GK A 064U		2009	5,666,000	NOT IN USE
Tractor	GK A 065U		2009	5,666,000	SERVICEABLE
Printer		HP Laserjet P1005	2012	H.O	SERVICEABLE
Scanner	CDF/L1911B	HP Scanjet 5590	2013	H.O	SERVICEABLE
Desktop Computer	CDFC/CDC/70402/F007				FAULTY
Desktop Computer	CDFC/CDC/70402/F008				FAULTY
Desktop Computer	CDFC/CDC/70402/F009				SERVICEABLE
Desktop Computer	CDFC/CDC/70402/F010				SERVICEABLE
Manager Stamp	CDF/CDC/177/0.E009		2009	-	SERVICEABLE
2 Waste Baskets	CDF/CDC/177/0.E010/11		2009	-	SERVICEABLE
CDF Building	Ndhiwa		2009	4,075,000	IN USE
CDF Building	Ratanga		2007	4,074,000	IN USE
Electronic Fern			2010		IN USE

7

PROJECTS

PRIMARY SCHOOLS	
DAGO PRIMARY SCHOOL	600,000.00
BURU ATEGO PRIMARY SCHOOL	300,000.00
OGADI PRIMARY SCHOOL	300,000.00
ONENO NAM PRIMARY SCHOOL	300,000.00
GOT KOWITI PRIMARY SCHOOL	700,000
NDHIWA HOSPITAL PRIMARY SCHOOL	600,000.00
ROTA PRIMARY SCHOOL	500,000.00
MAWEGA PRIMARY SCHOOL	300,000.00
NGERE KWABWAI PRIMARY SCHOOL	300,000.00
WIKOONJE PRIMARY SCHOOL	650,000.00
NYARATH PRIMARY SCHOOL	700,000.00
OSOGO PRIMARY SCHOOL	600,000.00
NYANDOTO PRIMARY SCHOOL	600,000.00
OSODO PR PRIMARY SCHOOL	300,000.00
LONGO PRIMARY SCHOOL	500,000.00
KANYANGASI PRIMARY SCHOOL	300,000.00
OJODE MIKUMU NYASOSEDI PRI SCH	600,000.00
NYAKWERE KAMAITO PRI SCHOOL	400,000.00
WIRAKUOM PRIMARY SCHOOL	500,000.00
	9,050,000

COUNTY GOVERNMENT OF HOMABAY
Reports and Financial Statements
For the year ended June 30, 2014

SECONDARY SCHOOLS	
GOT KOJOWI MIXED SECONDARY SCH	700,000.00
OBERA BOYS SECONDARY SCHOOL	1,800,000.00
MIRANGA MIXED SECONDARY SCHOOL	400,000.00
	2,900,000
HEALTH INSTITUTIONS	
BOMA HEALTH CENTRE	500,000.00
MAGINA HEALTH CENTRE	600,000.00
AMOYO HEALTH CENTRE	560,344.85
LWANDA KOBITA DISPENSARY	560,344.85
NORTH KABUOCH DISPENSARY	560,344.85
KODIERA HEALTH CENTRE	560,344.85
RANDHORE DISPENSARY	560,344.85
KOBODO HEALTH CENTRE	560,344.85
RAYUDHI DISPENSARY	560,344.85
ORIDI COMMUNITY DISPENSARY	200,000.00
	5,222,413.95

BURSARY SECONDARY

ABURA MIXED SECONDARY SCHOOL	3,000
ACHEGO GIRLS SECONDARY SCHOOL	12,000
AGENG'A MIXED SEC SCHOOL	2,000
AGORO SARE BOYS SECONDARY SCHOOL	30,000
AGORO SARE MIXED SECONDARY SCHOOL	6,000
AHERO GIRLS SECONDARY SCHOOL	11,000
ALLIANCE BOYS HIGH SCHOOL	35,000
ALUOR MIXED SEC SCHOOL	70,000
ANDIWO MIXED SEC SCHOOL	2,000
ANGORO SEC SCHOOL	2,000
APONDO SEC SCHOOL	2,000
APUOCHE MIXED SEC SCHOOL	24,000
ASUMBI GIRLS HIGH SCHOOL	69,000
AWENDO SEC SCHOOL	4,000
B L TEZZA COMPLEX	8,000
BAR UNION SEC SCHOOL	2,000
BARDING SECONDARY SCHOOL	4,000
BISHOP MUGENDI SECONDARY SCHOOL	6,000
BISHOP OCHIEL NYAGIDHA SECONDARY SCHOOL	6,000
BISHOP OKOTH HIGH SCHOOL	2,000
BISHOP OKULU MAGARE GIRLS SCHOOL	23,000
BODI MIXED SEC SCHOOL	2,000



COUNTY GOVERNMENT OF HOMABAY
Reports and Financial Statements
For the year ended June 30, 2014

BONDO KOSIEMO SECONDARY SCHOOL	4,000
BUTERE GIRLS	30,000
CHIGA MIXED SECONDARY SCHOOL	13,000
DUDI GIRLS SECONDARY SCHOOL	4,000
DUT GIRLS SECONDARY SCHOOL	3,000
EASTLEIGH SEC SCHOOL	2,000
EBWALI SEC SCHOOL	2,000
EMBAKASI GIRLS HIGH SCHOOL	21,000
GAMBA SEC SCHOOL	9,000
GENDIA BOYS SECONDARY SCHOOL	10,000
GINA MIXED SEC SCHOOL	49,000
GINGO SEC SCHOOL	4,000
GITHUNGURI HIGH SCHOOL	6,000
GOD BURA SEC SCHOOL	2,000
GOD MANERA MIXED SEC SCHOOL	2,000
GOD NGOCHE GIRLS SEC SCHOOL	3,000
GOD OLOO MIXED SEC SCHOOL	2,000
GOD-KADO MIXED SEC SCHOOL	2,000
GOGO MIXED SEC SCHOOL	2,000
GOT KOJOWI MIXED SEC SCHOOL	216,000
GOT RACHAR MIXED SEC SCHOOL	78,000
HIGHWAY SECONDARY SCHOOL	6,000
HOMABAY HIGH SCHOOL	123,000
HOYWIK SECONDARY SCHOOL	18,000
HUMA GIRLS SECONDARY	5,000
ISIBANIA BOYS HIGH SCHOOL	9,000
K P SENIOR SECONDARY SCHOOL	5,000
KADIKA GIRLS SECONDARY SCHOOL	3,000
KAGUMO HIGH SCHOOL	5,000
KAKIBEI HIGH SCHOOL	5,000
KAMAGAMBO DAY SEC SCHOOL	4,000
KAMATO MIXED SCHOOL	4,000
KAMEJI MIXED SEC SCHOOL	15,000
KANGA HIGH SCHOOL	12,000
KANYAWANGA BOYS HIGH SCHOOL	17,000
KIABUYA MIXED SEC SCHOOL	2,000
KIMUMU SECONDARY SCHOOL	7,000
KIRWA SEC SCHOOL	2,000
KISII HIGH SCHOOL	6,000
KISUMU GIRLS HIGH SCHOOL	12,000
KODERO BARA SECONDARY SCHOOL	11,000
KODHOCH MIXED SECONDARY SCHOOL	4,000
KOME MIXED SEC SCHOOL	109,000
KOMOLO RUME SEC SCHOOL	2,000
KUOYO KOCHIA SEC SCHOOL	10,000
KUOYO KOCHIA SEC SCHOOL	34,000
KUOYO KODALO MIXED SECONDARY SCHOOL	8,000
LALA SEC SCHOOL	6,000
LANGI MIXED SEC SCHOOL	30,000
LEEDS HIGH SCHOOL	17,000

COUNTY GOVERNMENT OF HOMABAY
Reports and Financial Statements
For the year ended June 30, 2014

LENANA SCHOOL	35,000
LIMURU GIRLS'	5,000
LUANDA KAWUOR SEC SCHOOL	4,000
LUANDA MAGWAR SEC SCHOOL	4,000
LUORA MIXED SEC SCHOOL	5,000
LWAK GIRLS HIGH SCHOOL	6,000
MAGUTI MIXED SECONDARY SCHOOL	4,000
MAUTA SECONDARY SCHOOL	4,000
MBANI SECONDARY SCHOOL	4,000
MBITA HIGH SCHOOL	45,000
MIGORI GIRLS SECONDARY SCHOOL	5,000
MIROGI GIRLS SECONDARY SCHOOL	59,000
MITITI MIXED SECONDARY SCHOOL	3,000
MOI GIRLS NYABOHANZE	31,000
MOI GIRLS SCHOOL - NAIROBI	7,000
MOI GIRLS SEC SCHOOL - SINDO	59,000
MOI HIGH SCHOOL	5,000
MOI INSTITUTE OF TECHNOLOGY	210,000
MOI NYATIKE SEC SCHOOL	6,000
MOSOCHO SEC SCHOOL	16,000
NAIROBI DAY EDUCATION CENTRE	6,000
NAKURU HIGH SCHOOL	6,000
NANGINA GIRLS SECONDARY SCHOOL	4,000
NDERE MIXED SEC SCHOOL	74,000
NDHIWA MIXED SECONDARY SCHOOL	10,000
NGARA GIRLS HIGH SCHOOL	7,000
NYABERA GIRLS SECONDARY SCHOOL	2,000
NYABISAWA GIRLS HIGH SCHOOL	50,000
NYABURURU GIRLS	13,000
NYADENDA MIXED SEC SCHOOL	7,000
NYALKINYI MIXED SEC SCHOOL	8,000
NYAMANGA MIXED	164,000
NYAMASARE GIRLS SEC SCHOOL	4,000
NYAMIRA GIRLS SCHOOL - BONDO	20,000
NYAMUGA MIXED SECONDARY SCHOOL	4,000
NYANG'IELA SECONDARY SCHOOL	4,000
NYARACH GIRLS	12,000
OBANGA MIXED SEC SCHOOL	2,000
OBERA BOYS SEC SCHOOL	237,000
OGANDE GIRLS HIGH SCHOOL	49,000
OGANGO SECONDARY SCHOOL	4,000
OGONGO MIXED SEC SCHOOL	19,000
OJODE GOT RACHAR MIXED SEC SCHOOL	3,000
OJODE PALA MIXED SECONDARY SCHOOL	146,000
OJODE UNGA MIXED SECONDARY SCHOOL	67,000
OKOK MIXED SEC SCHOOL	123,000
OKOTA MIXED SEC SCHOOL	320,000
OMBOGA SEC SCHOOL	2,000
ONDATI GIRLS SEC SCHOOL	14,000
ONDATI MIXED SEC SCHOOL	8,000

COUNTY GOVERNMENT OF HOMABAY

Reports and Financial Statements

For the year ended June 30, 2014

ONGANGO MIXED SECONDARY SCHOOL	72,000
ONGETI MIXED SECONDARY SCHOOL	9,000
OPAPO SEC SCHOOL	3,000
ORERO BOYS SEC SCHOOL	50,000
ORIDI GIRLS SECONDARY SCHOOL	10,000
ORIDI MIXED SECONDARY SCHOOL	7,000
ORIWO BOYS SECONDARY SCHOOL	8,000
ORUBA GIRLS SEC SCHOOL	4,000
ORUBA MIXED SEC SCHOOL	2,000
OSIRI SECONDARY SCHOOL	9,000
OTIENO OYOO	22,000
OTOK SEC SCHOOL	122,000
OWIRO AKOKO GIRLS SEC SCHOOL	11,000
OYUGI OGANGO GIRLS SECONDARY SCHOOL	15,000
PALA MIXED SECONDARY SCHOOL	4,000
PRAMO HIGH SCHOOL	6,000
RABANGO MIXED SECONDARY SCHOOL	4,000
RAKWARO MIXED SEC SCHOOL	12,000
RAMBA BOYS HIGH SCHOOL	4,000
RAPEDHI SEC SCHOOL	56,000
RAPOGI SECONDARY SCHOOL	31,000
RARAGE MIXED SECONDARY SCHOOL	102,000
RATANG'A GIRLS SEC SCHOOL	34,000
RATANG'A MIXED SEC SCHOOL	72,560
RINGA BOYS HIGH SCHOOL	18,000
RINGA GIRLS HIGH SCHOOL	2,000
SAWAGONGO HIGH SCHOOL	33,000
SEGERO ADVENTIST SCHOOL	17,000
SERO MIXED SECONDARY SCHOOL	6,000
SHILIG MIXED SECONDARY SCHOOL	4,000
SINYOLO GIRLS SEC SCHOOL	2,000
SIRONGA HIGH SCHOOL	4,000
SORI SEC SCHOOL	18,000
ST. ALOYSIUS GONZAGA SECONDARY SCHOOL	8,000
ST. AMBROSE GOT-RABUOR MIXED SCHOOL	2,000
ST. AUGUSTINE MIRANGA MIXED SECONDARY SCHOOL	4,000
ST. AUGUSTINE MIROGI BOYS SECONDARY SCHOOL	89,000
ST. BENEDICTS MIXED SEC SCHOOL	2,000
ST. FRANCIS NYANGAJO SECONDARY SCHOOL	4,000
ST. GORRETY DEDE GIRLS SECONDARY SCHOOL	39,000
ST. IGNATIUS OF LOYOLA'S - MAWEGO GIRLS	5,000
ST. JOHNS SEMINARY	14,000
ST. JOSEPH GIRLS KAKRIGU	6,000
ST. JOSEPH RAPOGI HIGH SCHOOL	91,000
ST. JOSEPHINE BAKHITA GIRLS NYANG'IELA	2,000
ST. JOSHUA OJODE BOYS SEC SCHOOL	70,000
ST. LUCY ODHIAMBO RAMBO GIRLS SEC SCHOOL	102,000
ST. MAGRET GIRLS SECONDARY SCHOOL	16,000
ST. MARKS GIRLS CHERENGANYI	3,000
ST. MARTHAS SEC SCHOOL	18,000

COUNTY GOVERNMENT OF HOMABAY
Reports and Financial Statements
For the year ended June 30, 2014

ST. MARY'S MAGINA GIRLS SEC SCHOOL	212,000
ST. MARYS NYAMARIMBA SEC SCHOOL	2,000
ST. MARYS NYAMOGO GIRLS SEC SCHOOL	125,000
ST. MARY'S WACHARA	49,000
ST. MARY'S YALA	30,000
ST. MICHAELS NYANDEMA SEC SCHOOL	2,000
ST. MICHAELS THE KINGS - MOMBASA	2,000
ST. MONICAH OSURE MIXED SEC SCHOOL	8,000
ST. NICACIUS MARANYONA SEC SCHOOL	182,000
ST. PETER'S ABWAO MIXED SCE SCHOOL	5,000
ST. PETER'S ASWAO SECONDARY SCHOOL	5,000
ST. PETERS RAMBUSI SEC SCHOOL	76,000
ST. PHILIPS WAYAGA SEC SCHOOL	12,000
ST. PIUS URIRI BOYS SECONDARY SCHOOL	31,000
ST. STEPHEN ANG'IRO MIXED SEC SCHOOL	2,000
ST. STEPHEN KIRINDO SEC SCHOOL	2,000
ST. STEPHEN SIGINGA SEC SCHOOL	4,000
ST. STEPHENS SECONDARY SCHOOL - MINARA	5,000
ST. TIMON RABONDO MIXED SECONDARY SCHOOL	5,000
ST. TIMON RABUOR MIXED SECONDARY SCHOOL	8,000
ST. VINCENT C P	2,000
ST. VINCENT SEC SCHOOL	6,000
ST. WILLIAM OSODO MIXED SEC SCHOOL	9,000
TARANG'ANYA BOYS SCHOOL	6,000
TONGA HIGH SCHOOL	62,000
ULANDA GIRLS HIGH SCHOOL	5,000
UNGOE MIXED SEC SCHOOL	12,000
URIRI MIXED SECONDARY SCHOOL	4,500
URUDI SECONDARY SCHOOL	4,000
USAO MIXED SCHOOL	2,000
VIGINA FRIENDS SEC SCHOOL	6,000
WAONDO SEC SCHOOL	4,000
WASIO MIXED SECONDARY SCHOOL	15,440
WAYARA MIXED SEC SCHOOL	29,000
WIGA SEC SCHOOL	4,000
WIOBIERO MIXED SECONDARY SCHOOL	133,000

BURSARY TERTIARY AND SPECIAL SCHOOLS

ADN CONSOLATA SCHOOL OF NURSING	5
AFRICAN INSTITUTE OF RESEARCH AND DEVELOPMENT	36,000
AFRICAN INSTITUTE OF RESEARCH AND TECH	13
AFRICAN NAZARINE UNIVERSITY	7,000
ALPHAX COLLEGE - ELDORET BRANCH	3,000
ANGELIC TEACHERS COLLEGE	14
ASHLEYS KENYA LIMITED	10,000
ASUMBI ECD TTC	5
ASUMBI TEACHERS COLLEGE	94,000

COUNTY GOVERNMENT OF HOMABAY

Reports and Financial Statements

For the year ended June 30, 2014

ONGANGO MIXED SECONDARY SCHOOL	72,000
ONGETI MIXED SECONDARY SCHOOL	9,000
OPAPO SEC SCHOOL	3,000
ORERO BOYS SEC SCHOOL	50,000
ORIDI GIRLS SECONDARY SCHOOL	10,000
ORIDI MIXED SECONDARY SCHOOL	7,000
ORIWO BOYS SECONDARY SCHOOL	8,000
ORUBA GIRLS SEC SCHOOL	4,000
ORUBA MIXED SEC SCHOOL	2,000
OSIRI SECONDARY SCHOOL	9,000
OTIENO OYOO	22,000
OTOK SEC SCHOOL	122,000
OWIRO AKOKO GIRLS SEC SCHOOL	11,000
YUGI OGANGO GIRLS SECONDARY SCHOOL	15,000
OLA MIXED SECONDARY SCHOOL	4,000
PAMO HIGH SCHOOL	6,000
PRAANGO MIXED SECONDARY SCHOOL	4,000
RABVARO MIXED SEC SCHOOL	12,000
RAKWA BOYS HIGH SCHOOL	4,000
RAMBHI SEC SCHOOL	56,000
RAPEI SECONDARY SCHOOL	31,000
RAPOGE MIXED SECONDARY SCHOOL	102,000
RATANGWA GIRLS SEC SCHOOL	34,000
RATANGWA MIXED SEC SCHOOL	72,560
RINGA BOYS HIGH SCHOOL	18,000
RINGA GIRLS HIGH SCHOOL	2,000
SAWAGONGO HIGH SCHOOL	33,000
SEGERO ADVISORIAL SCHOOL	17,000
SERO MIXED SECONDARY SCHOOL	6,000
SHILIG MIXED SECONDARY SCHOOL	4,000
SINYOLO GIRLS SEC SCHOOL	2,000
SIRONGA HIGH SCHOOL	4,000
SORI SEC SCHOOL	18,000
ST. ALOYSIUS GONZAGA SECONDARY SCHOOL	8,000
ST. AMBROSE GOT-RABUOR MIXED SCHOOL	2,000
ST. AUGUSTINE MIRANGA MIXED SECONDARY SCHOOL	4,000
ST. AUGUSTINE MIROGI BOYS SECONDARY SCHOOL	89,000
ST. BENEDICTS MIXED SEC SCHOOL	2,000
ST. FRANCIS NYANGGAJO SECONDARY SCHOOL	4,000
ST. GORRETY DEDE GIRLS SECONDARY SCHOOL	39,000
ST. IGNATIUS OF LOYOLA'S - MAWEGO GIRLS	5,000
ST. JOHNS SEMINARY	14,000
ST. JOSEPH GIRLS KAKRIGU	6,000
ST. JOSEPH RAPOGI HIGH SCHOOL	91,000
ST. JOSEPHINE BAKHITA GIRLS NYANG'IELA	2,000
ST. JOSHUA OJODE BOYS SEC SCHOOL	70,000
ST. LUCY ODHIAMBO RAMBO GIRLS SEC SCHOOL	102,000
ST. MAGRET GIRLS SECONDARY SCHOOL	16,000
ST. MARKS GIRLS CHERENGANYI	3,000
ST. MARTHAS SEC SCHOOL	18,000

COUNTY GOVERNMENT OF HOMABAY
Reports and Financial Statements
For the year ended June 30, 2014

ST. MARY'S MAGINA GIRLS SEC SCHOOL	212,000
ST. MARYS NYAMARIMBA SEC SCHOOL	2,000
ST. MARYS NYAMOGO GIRLS SEC SCHOOL	125,000
ST. MARY'S WACHARA	49,000
ST. MARY'S YALA	30,000
ST. MICHAELS NYANDEMA SEC SCHOOL	2,000
ST. MICHAELS THE KINGS - MOMBASA	2,000
ST. MONICAH OSURE MIXED SEC SCHOOL	8,000
ST. NICACIUS MARANYONA SEC SCHOOL	182,000
ST. PETER'S ABWAO MIXED SCE SCHOOL	5,000
ST. PETER'S ASWAO SECONDARY SCHOOL	5,000
ST. PETERS RAMBUSI SEC SCHOOL	7,000
ST. PHILIPS WAYAGA SEC SCHOOL	6,000
ST. PIUS URIRI BOYS SECONDARY SCHOOL	12,000
ST. STEPHEN ANG'IRO MIXED SEC SCHOOL	31,000
ST. STEPHEN KIRINDO SEC SCHOOL	2,000
ST. STEPHEN SIGINGA SEC SCHOOL	2,000
ST. STEPHENS SECONDARY SCHOOL - MINARA	4,000
ST. TIMON RABONDO MIXED SECONDARY SCHOOL	5,000
ST. TIMON RABUOR MIXED SECONDARY SCHOOL	5,000
ST. VINCENT C P	8,000
ST. VINCENT SEC SCHOOL	2,000
ST. WILLIAM OSODO MIXED SEC SCHOOL	6,000
TARANG'ANYA BOYS SCHOOL	9,000
TONGA HIGH SCHOOL	6,000
ULANDA GIRLS HIGH SCHOOL	62,000
UNGOE MIXED SEC SCHOOL	5,000
URIRI MIXED SECONDARY SCHOOL	12,000
URUDI SECONDARY SCHOOL	4,500
USAO MIXED SCHOOL	4,000
VIGINA FRIENDS SEC SCHOOL	2,000
WAONDO SEC SCHOOL	6,000
WASIO MIXED SECONDARY SCHOOL	4,000
WAYARA MIXED SEC SCHOOL	15,440
WIGA SEC SCHOOL	29,000
WIOBIERO MIXED SECONDARY SCHOOL	4,000
	133,000
BURSARY TERTIARY AND SPECIAL SCHOOLS	
ADN CONSOLATA SCHOOL OF NURSING	5,000
AFRICAN INSTITUTE OF RESEARCH AND DEVELOPMENT	36,000
AFRICAN INSTITUTE OF RESEARCH AND TECH	13,000
AFRICAN NAZARINE UNIVERSITY	7,000
ALPHAX COLLEGE - ELDORET BRANCH	3,000
ANGELIC TEACHERS COLLEGE	14,000
ASHLEYS KENYA LIMITED	10,000
ASUMBI ECD TTC	5,000
ASUMBI TEACHERS COLLEGE	94,000

COUNTY GOVERNMENT OF HOMABAY
Reports and Financial Statements
For the year ended June 30, 2014

BAMOLA ECD TEACHERS COLLEGE	12,000
BARATON TTC	10,000
BAY LINK DRIVING SCHOOL	34,000
BETHSAIDA TTC	39,000
BONDO MEDICAL TRAINING COLLEGE	9,000
BONDO TTC	12,000
BONDO UNIVERSITY	53,000
BRIGHT ANGELS ECDE TTC	3,000
BUGEMA UNIVERSITY	204,000
BUKURA AGRICULTURAL COLLEGE	30,000
BUSOGA UNIVERSITY	46,000
CANAAN ECDE TTC	3,000
CHEPKOILEL UNIVERSITY	51,000
CHRISTINE COMMERCIAL CENTRE	6,000
CHUKA UNIVERSITY	58,000
DAYSTAR UNIVERSITY	17,000
DEDAN KIMATHI UNIVERSITY COLLEGE	18,000
EAST AFRICAN COLLEGE	35,000
EGERTON UNIVERSITY	426,000
ELDORET UNIVERSITY	10,000
ELGON VIEW COLLEGE - KISII CAMPUS	9,000
EMBU KMTC	14,000
EMBU UNIVERSITY	6,000
EREGI TTC	14,000
GARISSA TTC	3,000
GREAT LAKES UNIVERSITY	50,000
GUSII ELECTRICAL ENGINEER	7,000
GUSII INSTITUTE OF TECHNOLOGY	28,000
HOMABAY DICECE	132,000
HOMABAY KMTC	5,000
HOMABAY POLYTECHNIC	10,000
IKSDP NYANDIWA TTC	34,000
INDUSTRIAL TEACHING AND TRAINING CENTRE (ITTC - NAIROBI)	3,000
INOORERO UNIVERSITY	42,000
INSTITUTE OF ADVANCE TECHNOLOGY LIMITED	6,000
INTERNATIONAL TEACHING & TRAINING CENTRE	9,000
JARAMOGI OGINGA ODINGA	70,000
JKUAT UNIVERSITY	152,000
JOY ECDE TTC	67,000
KABARAK UNIVERSITY	56,000
KABARNET KMTC	4,500
KABIANGA UNIVERSITY	101,000
KABUOCH YOUTH POLYTECHNIC	18,000

COUNTY GOVERNMENT OF HOMABAY
Reports and Financial Statements
For the year ended June 30, 2014

KAGUMO TEACHERS COLLEGE	
KAIMOSI TTC	10
KAMAGAMBO ADVENTIST COLLEGE	39
KAMAGAMBO TTC	137
KAMPALA INTERNATIONAL UNIVERSITY	5
KAMWENJA TEACHERS COLLEGE	
KARATINA UNIVERSITY COLLEGE	12
KCA UNIVERSITY - KISUMU CAMPUS	24
KENDU ADVENTIST HOSPITAL SCHOOL OF MEDICAL SCIENCE	4
KENYA AIRWAYS COLLEGE	12
KENYA COLLEGE OF ACCOUNTANCY - KISUMU	41
KENYA INDUSTRIAL TRAINING INSTITUTE	
KENYA INSTITUTE OF APPLIED SCIENCE	
KENYA INSTITUTE OF DEVELOPMENT STUDIES	
KENYA INSTITUTE OF HIGHWAY AND BUILDING TECHNOLOGY	8
KENYA INSTITUTE OF MANAGEMENT	37
KENYA INSTITUTE OF SOCIAL WORK AND COMMUNITY DEV	30
KENYA INSTITUTE OF SPECIAL EDUCATION (KISE)	9
KENYA MEDICAL TRAINING COLLEGE - HOMABAY	72,000
KENYA METHODIST UNIVERSITY	17
KENYA POLYTECHNIC	37
KENYA RAILWAYS INSTITUTE	5
KENYA TECHNICAL TEACHERS COLLEGE	9
KENYA UTALII COLLEGE	14
KENYA WILDLIFE SERVICE TRAINING INSTITUTE	80
KENYANYA TTC	1
KENYATTA UNIVERSITY	62
KERICHO TTC	1
KIBABII DIPLOMA COLLEGE	3
KILIMATINDE NURSING AND MIDWIVES SCHOOL	0
KIMATHI UNIVERSITY COLLEGE	2
KISII COLLEGE OF ACCOUNTANCY	
KISII UNIVERSITY	18
KISUMU DICECE	
KISUMU INDUSTRIAL TRAINING CENTRE	67
KISUMU POLYTECHNIC	18
KITERE TECHNICAL SCHOOL	3,0
KITERE YOUTH POLYTECHNIC	0
KITUI TTC	
KMTC	477,0
LAIKIPIA UNIVERSITY	1
LAKE INSTITUTE OF TROPICAL MEDICINE	
LAKE VICTORIA KMTC	

COUNTY GOVERNMENT OF HOMABAY
Reports and Financial Statements
For the year ended June 30, 2014

LANGI YOUTH POLYTECHNIC	135,000
MAASAI TTC	5,000
MACALDER YOUTH POLYTECHNIC	6,000
MACHAKOS TECHNICAL INSTITUTE FOR THE BLIND	3,000
MACHAKOS TTC	5,000
MACHAKOS UNIVERSITY	10,000
MAKERERE UNIVERSITY BUSINESS SCHOOL	7,000
MALEZI ECDE	3,000
MALEZI EDUCATION COLLEGE	3,000
MARIST PROJECT ORORE	10,000
MASAI MARA UNIVERSITY	12,000
MASENO UNIVERSITY	999,500
MASINDE MULIRO UNIVERSITY	227,000
MAWEGO TECHNICAL INSTITUTE	86,000
MERU TTC	13,000
MERU UNIVERSITY	43,000
MIGORI DICECE	6,000
MIGORI TEACHERS TRAINING COLLEGE	51,000
MOI TEACHERS COLLEGE	40,000
MOI UNIVERSITY	656,000
MOMBASA POLYTECHNIC	40,000
MOMBASA TECHNICAL INSTITUTE	5,000
MOSCOW COMPUTER TRAINING COLLEGE	8,000
MOSORIOT TTC	10,000
MOUNT KENYA UNIVERSITY	212,000
MPYA TRAINING COLLEGE	3,000
MSAMBWENI MTC KWALE	13,500
MSOMI TTC	42,000
MT. KENYA UNIVERSITY	64,000
MTWAPA COMMUNITY HIGH SCHOOL	7,000
MULTI MEDIA UNIVERSITY	82,500
MURANGA TTC	20,000
NAIROBI AVIATION COLLEGE - KISUMU	10,000
NAIROBI TECHNICAL TRAINING INSTITUTE	3,000
NAKURU TTC	3,000
NAROK TTC	3,000
NAROK UNIVERSITY COLLEGE	33,000
NDHIWA DRIVING SCHOOL	22,000
NEHEMA INSTITUTE OF SCIENCE AND TECHNOLOGY	15,000
NORTH EASTERN PROVINCE TECHNICAL TRAINING INSTITUTE	6,000
NYABOLA TTC ADVENTIST	3,000
NYANCHWA ADVENTIST COLLEGE	6,000
NYANDIWA TTC	4,000

COUNTY GOVERNMENT OF HOMABAY
Reports and Financial Statements
For the year ended June 30, 2014

NYANZA CHRISTIAN TTC	3,0
NYANZA COLLEGE ECDE	6,0
NYANZA ELITE TEACHERS COLLEGE	9,0
NYERI TECHNICAL INSTITUTE	15,000
ORTHODOX TEACHERS TRAINING COLLEGE	15,000
PALM DRIVING SCHOOL	6,000
PAM DRIVING SCHOOL	3,000
PILLARS INSTITUTE OF EDUCATION	18,000
PINNACLE BUSINESS COLLEGE	28,000
PREMISE ECDE TTC	3,000
PRESBYTERIAN UNIVERSITY OF EAST AFRICA	7,000
PWANI UNIVERSITY	49,000
RACHUONYO TTC	3,000
RAILWAY TRAINING INSTITUTE	14,000
RATANGA ECD	40,500
REGINAL INSTITUTE OF BUSINESS MANAGEMENT - MASENO	3,000
RIFT VALLEY INSTITUTE OF SCIENCE AND TECHNOLOGY	5,000
RONGO UNIVERSITY	484,000
SAMBURU TTC	9,000
SANGALO INSTITUTE OF SCIENCE AND TECHNOLOGY	3,000
SERO YOUTH POLYTECHNIC	10,000
SHANZU TTC	14,000
SIAYA KMTC	6,000
SIGALAGALA TECHNICAL INSTITUTE	5,000
SOUTH EASTERN UNIVERSITY COLLEGE	17,000
ST. CHRISTINE COMMUNITY CENTRE	12,000
ST. FRANCIS INSTITUTE OF TECHNOLOGY - ASUMBI	4,000
ST. FRANCIS TECHNICAL TRAINING INSTITUTE	6,000
ST. JOHNS TEACHERS TRAINING - KILIMAMBOGO	3,000
ST. MAGDALINE TTC	5,000
ST. MARKS TTC	6,000
ST. PAUL'S ECDE MERU	6,000
ST. PAUL'S NYABURURU TTC	10,000
STAR OF THE LAKE ECDE	12,000
STRATHMORE UNIVERSITY	14,000
SUBA ECDE TTC	3,000
TAITA TAVETA UNIVERSITY COLLEGE	19,000
TECHNICAL UNIVERSITY OF KENYA	35,000
TECHNICAL UNIVERSITY OF MOMBASA	46,000
THE CATHOLIC UNIVERSITY OF EASTERN AFRICA	6,000
THIKA TECHNICAL TRAINING INSTITUTE	5,000
THOGOTO TTC	28,000
TECHNICAL UNIVERSITY OF KENYA	7,500