




REPUBLIC OF KENYA



*Enhancing Accountability*



**REPORT**

 <b>THE NATIONAL ASSEMBLY PAPERS LAID</b>	
DATE: <b>29 JUL 2025</b>	DAY: <b>Tuesday</b>
TABLED BY: <b>Hon Owen Baya, MP Deputy Leader of Majority Party</b>	
CLERK-AT THE-TABLE: <b>A. Shibusko</b>	

PARLIAMENT  
OF KENYA  
LIBRARY

**OF**

**THE AUDITOR-GENERAL**

**ON**

**BARINGO HIGH SCHOOL**

**FOR THE YEAR ENDED  
30 JUNE, 2024**

**BARINGO COUNTY**

Revised 30<sup>th</sup> June 2024.



---

***BARINGO HIGH SCHOOL***  
***ANNUAL REPORT AND FINANCIAL STATEMENTS***  
  
***FOR THE FINANCIAL YEAR ENDED***  
***30<sup>TH</sup> JUNE 2024***

---

**Prepared in accordance with the Cash Basis of Accounting Method under the International Public Sector Accounting Standards (IPSAS)**

*(Leave this page blank)*

**BARINGO HIGH SCHOOL**  
**ANNUAL REPORT AND FINANCIAL STATEMENTS**  
**FOR THE YEAR ENDED 30<sup>TH</sup> JUNE 2024**

---

<b>Table of Contents</b>	<b>Page</b>
1. Acronyms and Glossary of Terms.....	ii
2. Key School Information and Management .....	iii
3. Summary Report of Performance of The School.....	vii
4. Statement of School Management Responsibility .....	xiv
5. Report Of The Independent Auditors ( <i>To be attached</i> ) .....	xv
6. Statement Of Receipts and Payments For the Year Ended 30 <sup>th</sup> June 2024 .....	1
7. Statement of Assets and Liabilities As At 30 <sup>th</sup> June 2024 .....	2
8. Statement of Cash Flows for the Year Ended 30 <sup>th</sup> June 2024 .....	3
9. Statement Of Budgeted Versus Actual Amounts for The Year Ended 30 <sup>th</sup> June 2024.....	5
10. Significant Accounting Policies.....	9
11. Notes To The Financial Statements .....	11
12. Annexes.....	21
13. Trial Balances .....	27

**BARINGO HIGH SCHOOL**  
**ANNUAL REPORT AND FINANCIAL STATEMENTS**  
**FOR THE YEAR ENDED 30<sup>TH</sup> JUNE 2024**

---

**1. Acronyms and Glossary of Terms**

BOM	Board of Management
CEB	County Education Board
IPSAS	International Public Sector Accounting Standards
KCSE	Kenya Certificate of Secondary Education
PFM	Public Finance Management
PSASB	Public Sector Accounting Standards Board
FY	Financial Year
FDSE	Free Day Secondary Education

**BARINGO HIGH SCHOOL**  
**ANNUAL REPORT AND FINANCIAL STATEMENTS**  
**FOR THE YEAR ENDED 30<sup>TH</sup> JUNE 2024**

**2. Key School Information and Management**

**(a) Background information**

The school is domiciled in Kenya and its operations are governed under the Basic Education Act, 2013. It is in **Baringo** County, **Koibatek** Sub-County.

The school was registered in **15/12/2021** under registration number **30/3000/1228** and is currently categorized as a **National**. Public school established, owned or operated by the Government.

The school is a day/boarding school and had **1420** number of students as at **30<sup>th</sup> June 2024**. It has form one **7** streams while form two – four **6** streams. The school has **67** teachers of which **15** teachers are employed by the School Board of Management.

**(b) School Board of Management - Board Members**

The School Board of Management established under Section 55 of the Basic Education Act, 2013; is composed of the following members:

Ref.	Name of Board Member	Designation	Date of appointment
1	DR STELLA KERETO	ChairLlady-Special group	27/7/2022
2	MR KIPTOO KIMOSOP	Secretary- Principal	27/7/2022
3	PROF HENRY KIPLAGAT	Member-Community	27/7/2022
4	MR PIUS KIBET	Member-Community	27/7/2022
5	PROF COLLINS OUMA	Member-Community	27/7/2022
6	MRS MARGARET LAGAT	Member-Community	27/7/2022
7	MRS NDIRANGU LUCY	Member-Community	27/7/2022
8	MR JOSEPH CHERUIYOT	Member – Community	27/7/2022
9	ENG JOHN TANUI	Member-Rep CEB	27/7/2022
10	MS MAGDALINE LITUNDA	Member- Rep Teachers	27/7/2022
11	REV DAVID KUTTO	Members – Sponsor	27/7/2022
12	MR PHILIP CHANGWONY	Member-Sponsor	27/7/2022
13	MS SARAH MARSIANA	Member-Sponsor	27/7/2022
14	MR PAUL LIMO	Member-Special group	27/7/2022
15	DANIEL KANDIE	Rep Students	27/7/2022

**BARINGO HIGH SCHOOL**  
**ANNUAL REPORT AND FINANCIAL STATEMENTS**  
**FOR THE YEAR ENDED 30<sup>TH</sup> JUNE 2024**

**The functions of the School Board of Management are to:**

- Promote the best interests of the School and ensure its development.
- Promote quality education for all pupils in accordance with the standards set under the Basic Education Act, 2013.
- Ensure and assure the provision of proper and adequate facilities for the School.
- Manage the School's affairs in accordance with the rules and regulations governing occupational safety and health.
- Advise the County Education Board on the staffing needs of the School.
- Determine cases of pupils' discipline and make reports to the CEB.
- Prepare comprehensive termly report on all areas of its mandate and submit the report to CEB.
- Administer and manage the resources of the School.
- Receive, collect and account for any funds accruing to the institution in accordance with Article 226 (1) (a) of the Constitution of Kenya, Section 81 of the Public Finance Management Act, 2012 and the Fourth Schedule para 21 and 23 of the Basic Education Act, 2013.

**(c) Committees of the Board**

Ref.	Name of Committee	Names of Members	Designation	Number of meetings attended during the year
1	Executive Committee	1.LUCY NDIRANGU 2.DR STELLA KERETO 3.MR KIPTOO KIMOSOP 4.DR SAMUEL KUGUI 5.MR PIUS KIBET	CHAIR LADY MEMBER SECRETARY PA CHAIR MEMBER	2/2 2/2 2/2 2/2 2/2
2	Audit Committee	1.HON JAMES BETT 2.MS MARGARET LAGAT 3.MS GLADYS MOMANYI	CHAIRMAN MEMBER. MEMBER	
3	Finance, procurement and general purposes Committee	1.MS SARAH CHEBURET 2.MS LUCY NDIRANGU 3.MR JOSEPH CHERUIYOT 4.ENG JOHN TANUI 5.MR PHILIP CHANGWONY	CHAIRLADY MEMBER MEMBER MEMBER MEMBER	4/4 4/4 4/4 4/4 4/4
4	Academic Committee	1.PROF COLLINS OUMA 2.ENG PAUL LIMO 3.DR SAMUEL KUGUI 4.MS LITUNDA MAGDALINE 5.MS MARGARET LAGAT	CHAIRMAN MEMBER MEMBER MEMBER MEMBER	1/1 1/1 1/1 1/1 1/1
5	Discipline and welfare Committee	1.MR PIUS KIBET 2.MS GLADYS MOMANYI 3.REV DAVID KUTTO 4.MS LUCY NDIRANGU 5.SCDE SIMION PETER KEMEI	CHAIRMAN MEMBER MEMBER MEMBER MEMBER	1/1 1/1 1/1 1/1 1/1

**BARINGO HIGH SCHOOL**  
**ANNUAL REPORT AND FINANCIAL STATEMENTS**  
**FOR THE YEAR ENDED 30<sup>TH</sup> JUNE 2024**

6	SCHOOL INFRASTRUCTURE	1.PROF HENRY KIPLAGAT 2.MR PIUS KIBET 3.DR STELLA KERETO 4.MR TITUS KIBET 5.MR MOSES KOECH 6.DR SAMUEL KUGUI 7.SCDE SIMION PETER KEMEI	CHAIRMAN MEMBER MEMBER MEMBER MEMBER MEMBER MEMBER	0/5 5/5 5/5 5/5 5/5 5/5 5/5
---	--------------------------	--	--	---

**(d) School operation Management**

For the financial year ended 30<sup>th</sup> June 2024, the School day-to-day management was under the following persons:

Ref:	Designation	Name	Identification
1	Principal	Mr Kiptoo Kimosop	TSC No. 359082
2	Deputy Principal	Mr Paul Chebii Toroitich	TSC No. 390386
3	School Bursar	Mr Bernard Chemjor	ICPAK No. (in waiting)
4	Other (specify)		

**(e) Schools contacts**

Post Office Box: 23-Eldama ravine  
 Telephone: 0202001879  
 E-mail: principalbaringohigh@gmail.com

Website: www.baringohighschool.sc.ke  
 Facebook: N/A  
 Twitter: N/A

**(f) School Bankers**

Provide details of the school bankers.

1. Name of Bank: Tuition Account-KCB  
 Account no; 1105630986  
 Branch Eldama Ravine  
 Postal Address.415-200103
2. Name of Bank; Operation Account-Kcb  
 Account no; 1105631583  
 Branch; Eldama Ravine  
 Postal Address.415-200103

**BARINGO HIGH SCHOOL**  
**ANNUAL REPORT AND FINANCIAL STATEMENTS**  
**FOR THE YEAR ENDED 30<sup>TH</sup> JUNE 2024**

---

3. Name of Bank; collection Account- Kcb  
Account no; 1105628779  
Branch; Eldama ravine  
Postal Address 415-200103
4. Name of Bank; collection Account- Equity  
Account no; 1310260583573  
Branch; Eldama Ravine  
Postal Address
5. Name of Bank; Farm Account- Equity  
Account no; 1310260992224  
Branch; Eldama Ravine  
Postal Address; 75104
6. Name of Bank; collection Account- Boresha  
Account no; 50401261420  
Branch; Eldama Ravine  
Postal Address; 80-20103
7. Name of Bank; Infrastructure Account- Kcb  
Account no; 1139043471  
Branch; Eldama Ravine  
Postal Address 415-200103
8. Name of Paybills  
@Business no 522123 Account 20180k  
@Business no 4045541 account adm no

**(g) Independent Auditors**

Office of the Auditor General  
Anniversary Towers, University Way  
P.O. Box 30084  
GPO 00100  
Nairobi, Kenya

**BARINGO HIGH SCHOOL**  
**ANNUAL REPORT AND FINANCIAL STATEMENTS**  
**FOR THE YEAR ENDED 30<sup>TH</sup> JUNE 2024**

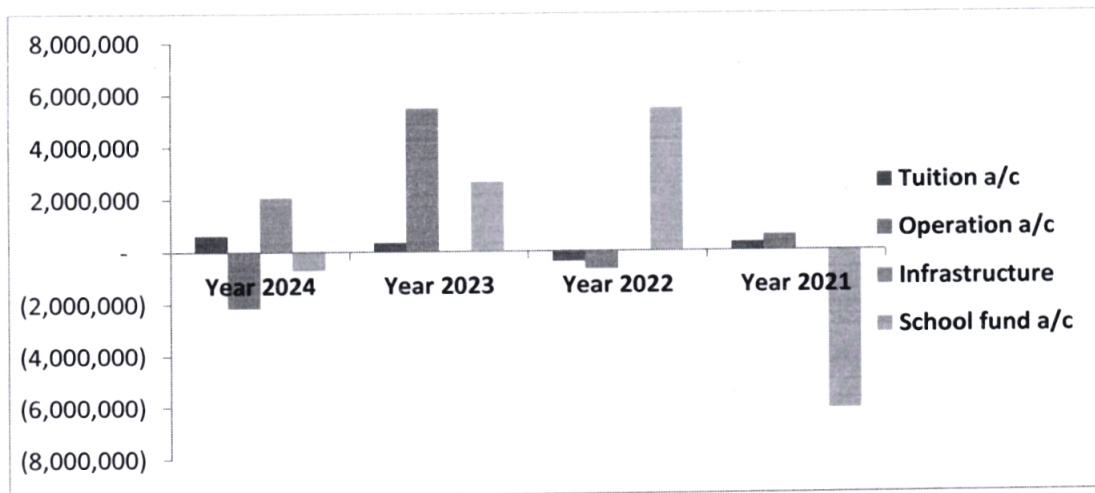
**3. Summary Report of Performance of the School**

The following is a summary report of the performance of the school against the set performance evaluation criteria:

**a) Financial performance:**

**i) Surplus/ deficit for the year and a comparison of the same for the last four years**

<i>Details</i>	<i>2024</i>	<i>2023</i>	<i>2022</i>	<i>2021</i>
<i>Tuition Account</i>	618,706.60	335,520.70	(396,156.20)	309,014.00
<i>Operation Account</i>	(2,140,915.80)	5,478,134.00	(698,749.45)	580,610.35
<i>Infrastructure</i>	2,073,889.00	-	-	-
<i>School Fund a/c</i>	(722,897.60)	2,649,763.37	5,450,753.14	(6,157,862.90)
<b><i>Total</i></b>	<b><i>(171,217.79)</i></b>	<b><i>8,463,418.07</i></b>	<b><i>4,355,847.49</i></b>	<b><i>(5,268,238.55)</i></b>



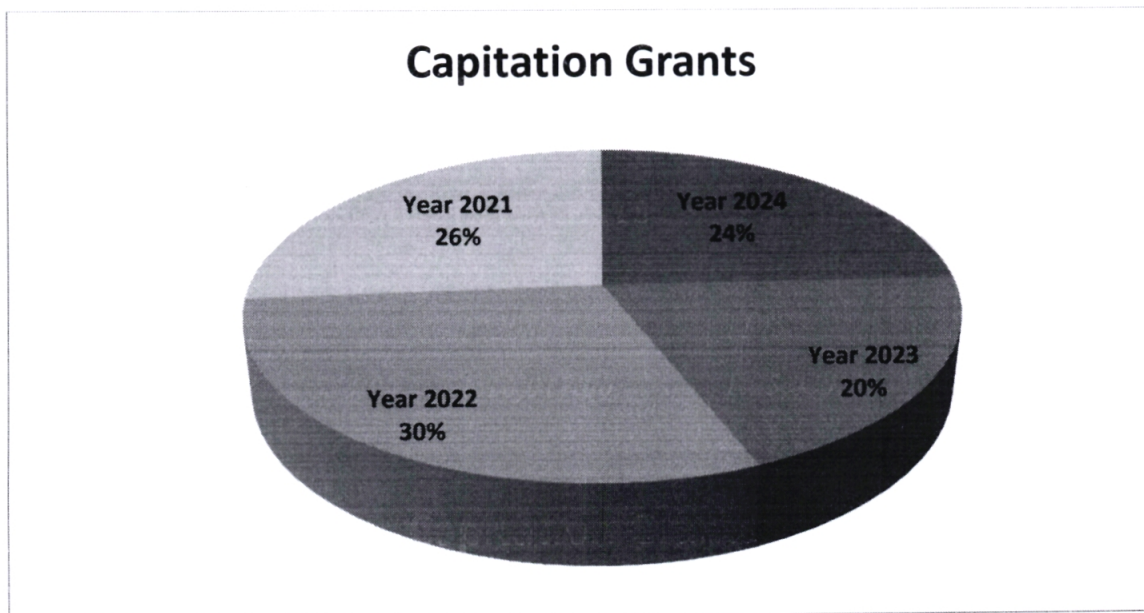
**Graphical representation of reported surplus/deficit over a four year period**

**ii) Capitation grants from the Ministry of Education for the last four years**

<i>Details</i>	<i>2024</i>	<i>2023</i>	<i>2022</i>	<i>2021</i>
<i>Tuition Account</i>	3,061,036.60	3,045,271.75	4,898,975.00	1,327,957.00
<i>Operation Account</i>	16,572,126.70	16,494,946.00	25,022,596.55	9,015,243.35
<i>Infrastructure</i>	4,848,000.00			
<b><i>Total Grants</i></b>	<b><i>24,481,163.80</i></b>	<b><i>19,540,217.75</i></b>	<b><i>29,921,571.55</i></b>	<b><i>26,111,384.45</i></b>

**BARINGO HIGH SCHOOL**  
**ANNUAL REPORT AND FINANCIAL STATEMENTS**  
**FOR THE YEAR ENDED 30<sup>TH</sup> JUNE 2024**

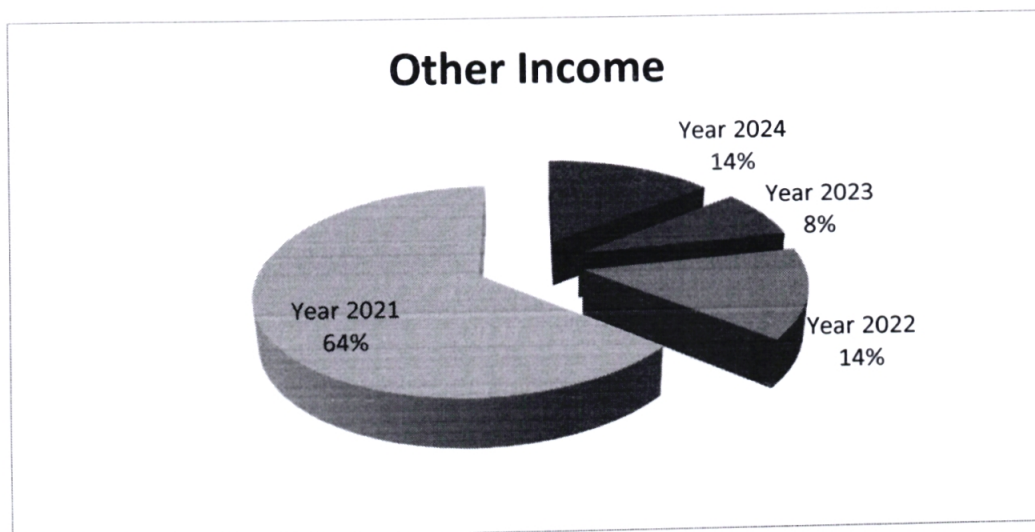
<i>Student Enrolment</i>	1420	1220	1195	1094
<i>Capitation ratio</i>	1:17,549.00	1:16,017.00	1:25,039.00	1:23,868.00



*Pie chart representation of capitation grants over a period of four years*

iii) *A three-year overview of growth of other income(s) earned by the school.*

<i>Details</i>	<i>2024</i>	<i>2023</i>	<i>2022</i>	<i>2021</i>
<i>Farm a/c (Bank)</i>	29,288.92	15,486.92	28,288.92	128,288.92

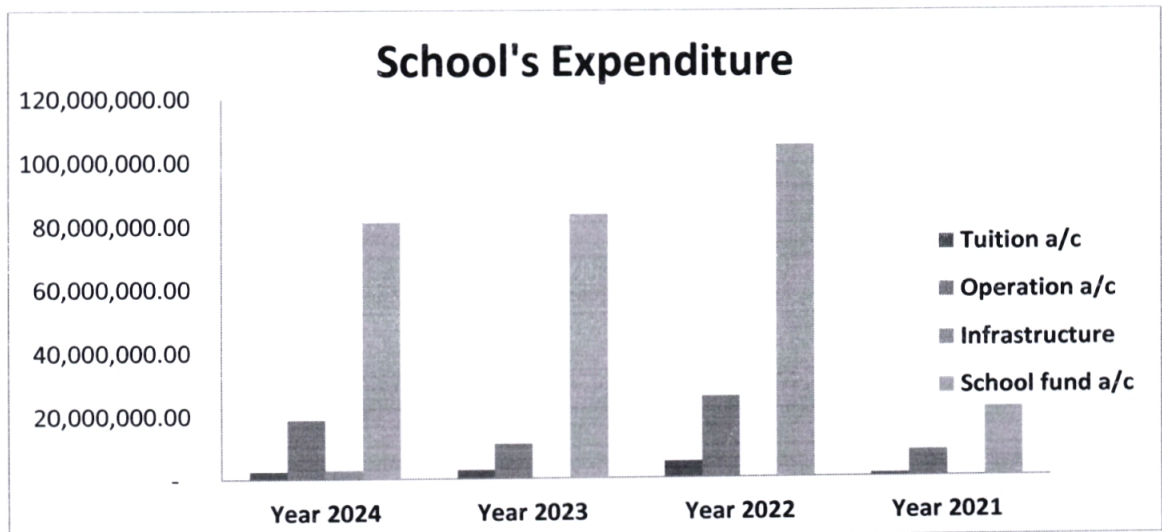


*Pie chart representation of School's other income*

**BARINGO HIGH SCHOOL**  
**ANNUAL REPORT AND FINANCIAL STATEMENTS**  
**FOR THE YEAR ENDED 30<sup>TH</sup> JUNE 2024**

**iv) A four-year overview of growth in expenditure of the school**

<b>Details</b>	<b>2024</b>	<b>2023</b>	<b>2022</b>	<b>2021</b>
<i>Tuition Account</i>	2,442,330.00	2,709,751.05	5,295,131.20	1,018,943.00
<i>Operation Account</i>	18,713,042.50	11,016,812.00	25,721,346.00	8,434,633.00
<i>Infrastructure</i>	2,774,111.00	-	-	-
<i>School fund a/c</i>	81,196,443.00	83,550,081.13	105,134,790.87	21,926,047.00
<b>Total Expenditures</b>	<b>105,125,926.50</b>	<b>97,276,644.18</b>	<b>136,151,268.07</b>	<b>31,379,623.00</b>
<b>Growth</b>	<b>7,849,282.32</b>	<b>(38,874,623.89)</b>	<b>104,771,645.07</b>	<b>-</b>




**Graphical representation of school expenditure over a four year period**

**v) Movement of debtors and creditors of the school over the last four years**

<b>Details</b>	<b>2024</b>	<b>2023</b>	<b>2022</b>	<b>2021</b>
<i>Account Receivables</i>	38,753,712.44	38,753,712.44	28,137,737.44	19,398,157.44
<i>Account Payables</i>	20,804,007.95	20,804,007.95	14,273,460.95	23,937,148.57

**BARINGO HIGH SCHOOL**  
**ANNUAL REPORT AND FINANCIAL STATEMENTS**  
**FOR THE YEAR ENDED 30<sup>TH</sup> JUNE 2024**

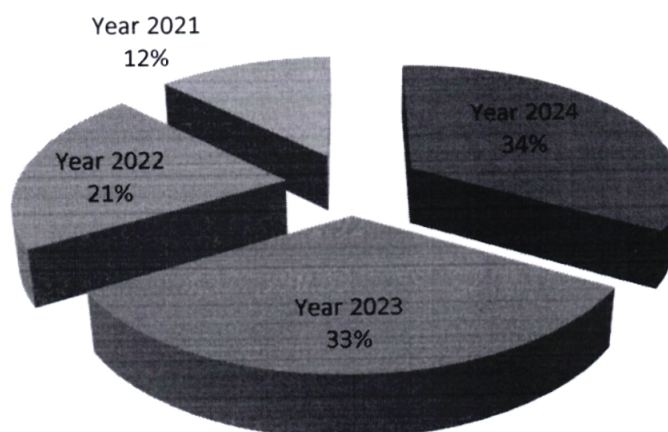
**Account receivables & Payables**



**vi) Movement of cash and bank over the last four years**

<b>Details</b>	<b>2024</b>	<b>2023</b>	<b>2022</b>	<b>2021</b>
<i>Tuition Account</i>	1,090,956.45	472,249.85	136,729.15	532,885.35
<i>Operation Account</i>	4,874,735.40	7,015,651.20	651,327.20	1,350,076.65
<i>School fund a/c- KCB</i>	2,852,912.70	4,599,352.37	6,921,207.00	2,527,740.21
<i>Boresha</i>	360,475.00	-	-	-
<i>Equity</i>	642,067.08	-	-	-
<i>Farm a/c</i>	59,288.92	28,288.92	28,288.92	128,288.92
<i>Infrastructure</i>	2,512,691.50	-	-	-
<b>Total cash &amp; Bank</b>	<b>12,383,127.05</b>	<b>12,115,542.92</b>	<b>7,737,552.27</b>	<b>4,518,040.13</b>
<b>Growth</b>	<b>267,584.13</b>	<b>4,377,990.65</b>	<b>3,219,512.14</b>	-

**Cash and cash equivalent**



***Pie chart representation of cash and cash equivalent over a four year period***

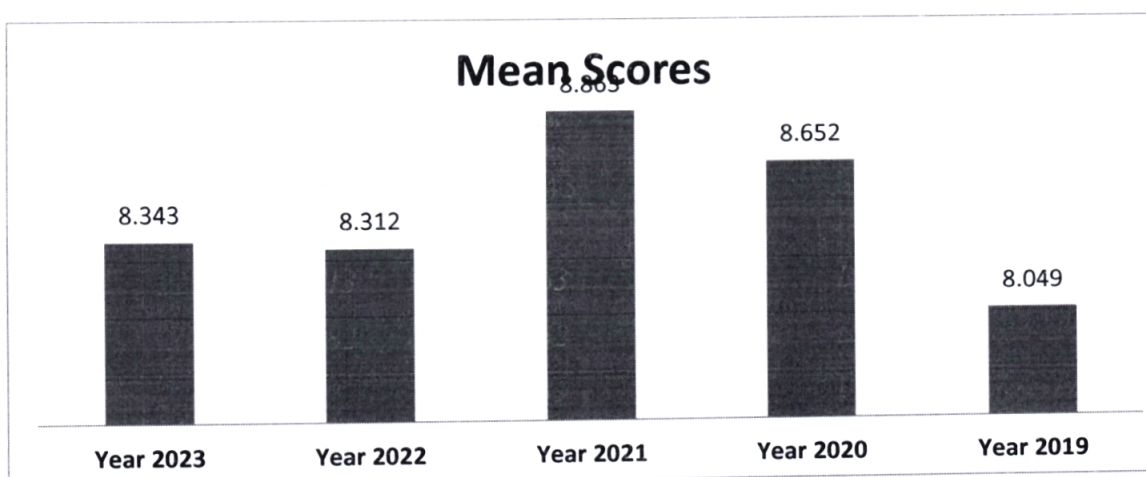
**BARINGO HIGH SCHOOL**  
**ANNUAL REPORT AND FINANCIAL STATEMENTS**  
**FOR THE YEAR ENDED 30<sup>TH</sup> JUNE 2024**

vii) **Teacher Student ratio**

<i>Details</i>	<i>No.</i>
<i>TSC Teachers</i>	<i>52</i>
<i>BOM Teachers</i>	<i>15</i>
<i>Recruited</i>	<i>0</i>
<i>Transferred</i>	<i>0</i>
<i>Total No</i>	<i>67</i>
<i>Student Enrol</i>	<i>1420</i>
<i>Ratio</i>	<i>1:21</i>
<i>Excess</i>	<i>9</i>

viii) **Mean score in the 2023 KCSE:**

<b>Year</b>	<b>Entry</b>	<b>Transition to University</b>	<b>Mean scores</b>	<b>Deviation</b>	<b>Grade</b>	<b>Comment</b>
2023	297	260	8.343	+0.031	B-	87% Transition
2022	250	224	8.312	-0.551	B-	90%TRANSITION
2021	227	213	8.863	+0.211	B-	94%TRANSITION
2020	204	182	8.652	+0.603	B-	89%TRANSITION
2019	225	177	8.049	+0.836	B-	79%TRANSITION



*Graphical representation of school means scores over a period of five years*

**BARINGO HIGH SCHOOL**  
**ANNUAL REPORT AND FINANCIAL STATEMENTS**  
**FOR THE YEAR ENDED 30<sup>TH</sup> JUNE 2024**

---

ix) **Capacity of the school:**

<i>Facility</i>	<i>No.</i>	<i>Capacity</i>	<i>Comments</i>
<i>Dormitories</i>	<i>10</i>	<i>1400</i>	<i>Adequate</i>
<i>Laboratories</i>	<i>4</i>	<i>75</i>	<i>Adequate</i>
<i>Toilets (doors)</i>	<i>81</i>	<i>2025</i>	<i>Adequate</i>
<i>Classrooms</i>	<i>25</i>	<i>1125</i>	<i>Inadequate</i>
<i>Dining Hall</i>	<i>1</i>	<i>1200</i>	<i>Adequate</i>

**BARINGO HIGH SCHOOL**  
**ANNUAL REPORT AND FINANCIAL STATEMENTS**  
**FOR THE YEAR ENDED 30<sup>TH</sup> JUNE 2024**

---

x) **Development projects carried out by the school**

Projects	Source of funds	Status	Initial Cost (Kshs)	Amount Spent (Kshs)	Expected completion time
Dining Hall	M & I / Infrastructure	Completed	8M	7,430,136	2025

**Sign**

.....  
**Mr. Kiptoo Kimosop**  
**School Principal**

**BARINGO HIGH SCHOOL**  
**ANNUAL REPORT AND FINANCIAL STATEMENTS**  
**FOR THE YEAR ENDED 30<sup>TH</sup> JUNE 2024**

---

**4. Statement of School Management Responsibility**

Section 81 (1) of the Public Finance Management Act, 2012 requires that, at the end of each financial year, each National Government School shall prepare financial statements in respect of that school. Section 81 (3) requires the financial statements so prepared to be in a form that complies with relevant accounting standards as prescribed by the Public Sector Accounting Standards Board (PSASB) of Kenya from time to time.

Schedule 4 (Section 23) of the Education Act, 2013 requires the Board of Management of a public institution of basic education to be keep all proper books and records of accounts of the income, expenditure and assets of the institution.

The Board of Management of **BARINGO HIGH SCHOOL** accepts responsibility for the school's financial statements, which have been prepared on the Cash Basis Method of Financial Reporting, using appropriate accounting policies in accordance with International Public Sector Accounting Standards (IPSAS).

The Board of Management is of the opinion that the school's financial statements give a true and fair view of the state of the school's transactions during the financial year ended **30<sup>th</sup> June, 2024**, and of the school's financial position as at that date.




.....

**Name:** DR. STELLA KERETO

**Designation:** Chairperson, School Board of Management

**Date:** 10/6/2025




.....

**Name:** MR KIPTOO KIMOSOP

**Designation:** School Principal & Secretary to Board of Management

**Date:**



.....

**Name:** MR BERNARD CHEMJOR

**Designation:** Bursar/ Finance Officer

**Date:** 10/06/2025

# REPUBLIC OF KENYA

Telephone: +254-(20) 3214000  
Email: info@oagkenya.go.ke  
Website: www.oagkenya.go.ke



*Enhancing Accountability*

**HEADQUARTERS**  
Anniversary Towers  
Monrovia Street  
P.O Box 30084-00100  
NAIROBI

## **REPORT OF THE AUDITOR-GENERAL ON BARINGO HIGH SCHOOL FOR THE YEAR ENDED 30 JUNE, 2024 - BARINGO COUNTY**

---

### **PREAMBLE**

I draw your attention to the contents of my report which is in three parts:

- A. Report on Financial Statements that considers whether the financial statements are fairly presented in accordance with the applicable financial reporting framework, accounting standards and the relevant laws and regulations that have a direct effect on the financial statements.
- B. Report on Lawfulness and Effectiveness in the Use of Public Resources which considers compliance with applicable laws, regulations, policies, gazette notices, circulars, guidelines and manuals and whether public resources are applied in a prudent, efficient, economic, transparent and accountable manner to ensure the Government achieves value for money and that such funds are applied for the intended purpose.
- C. Report on Effectiveness of Internal Controls, Risk Management and Governance which considers how the entity has instituted checks and balances to guide internal operations. This responds to the effectiveness of the governance structure, risk management environment and internal controls, developed and implemented by those charged with governance for orderly, efficient and effective operations of the entity.

A Qualified Opinion is issued when the Auditor-General concludes that, except for material misstatements noted, the financial statements are fairly presented in accordance with the applicable financial reporting framework. The Report on Financial Statements should be read together with the Report on Lawfulness and Effectiveness in the Use of Public Resources, and the Report on Effectiveness of Internal Controls, Risk Management and Governance.

The three parts of the report are aimed at addressing the statutory roles and responsibilities of the Auditor-General as provided by Article 229 of the Constitution, the Public Finance Management Act, 2012, and the Public Audit Act, 2015. The three parts of the report when read together constitute the report of the Auditor-General.

### **REPORT ON THE FINANCIAL STATEMENTS**

#### **Qualified Opinion**

I have audited the accompanying financial statements of Baringo High School set out on pages 1 to 20, which comprise of the statement of assets and liabilities as at 30 June, 2024 and the statement of receipts and payments, statement of cash flows and the statement of budgeted versus actual amounts for the year then ended and a summary of significant

accounting policies and other explanatory information in accordance with the provisions of Article 229 of the Constitution of Kenya and Section 35 of the Public Audit Act, 2015. I have obtained all the information and explanations which to the best of my knowledge and belief, were necessary for the purpose of the audit.

In my opinion, except for the effect of the matters described in the Basis for Qualified Opinion section of my report, the financial statements present fairly, in all material respects, the financial position of Baringo High as at 30 June, 2024 and of its financial performance and its cash flows for the year then ended, in accordance with International Public Sector Accounting Standards (Cash Basis) and comply with the Public Finance Management Act, 2012 and Basic Education Act, 2013.

## **Basis for Qualified Opinion**

### **1. Unsupported Repairs, Maintenance and Improvements Expenditure**

The statement of receipts and payments reflects boarding and school fund payments amounting to Kshs.81,196,443 which as disclosed in Note 9 to the financial statements includes an amount of Kshs.1,560,363 in respect of repairs, maintenance and improvements. However, review of the supporting records including payment vouchers, revealed that they were not supported with motor vehicle inspection reports before and after the repairs, requisitions, local service orders and respective quotations. Further, the repairs were done without compliance with the procurement laws and regulations.

In the circumstances, the accuracy and completeness of the repairs, maintenance and improvements amount of Kshs.1,560,363 could not be confirmed.

### **2. Unsupported Payments for Food and Groceries Supplies**

The statement of receipts and payments reflects boarding and school fund payments totalling Kshs.81,196,443 which as disclosed in Note 9 to the financial statements includes an amount of Kshs.35,137,766 in respect of fee boarding equipment and stores. The latter balance further includes an amount of Kshs.15,863,764 in relation to food and groceries supplies. However, review of records including the payment vouchers revealed that the expenditure was not supported with relevant documents including inspection and acceptance certificates, local purchase /service orders, delivery notes and requisition notes. This is contrary to Regulations 104 (1) the Public Finance Management (National Government) Regulations, 2015 which requires that all receipts and payment vouchers of public moneys shall be properly supported by pre-numbered receipt and payment vouchers and shall be supported by the appropriate authority and documentation.

In the circumstances, the accuracy and completeness of the expenditure on food and groceries supplies amounting to Kshs.15,863,764 could not be confirmed.

### **3. Unsupported Payments to Teachers**

The statement of receipts and payments reflects boarding and school fund payments amounting to Kshs.81,196,443 which as disclosed in Note 9 to the financial statements includes an amount of Kshs.11,923,956 in respect of administration expenses. The latter

balance includes amounts of Kshs.1,613,000, Kshs.567,000 and Kshs.535,000 in respect of teacher's award for the year 2023, monthly airtime and teachers' surveillance costs respectively. However, the payments were not supported by Board minutes approving the expenditures and the payment vouchers were not supported signed schedules by the respective teachers.

In the circumstances, the accuracy, completeness and propriety of the expenditure of Kshs.2,715,000 in respect of administration expenses could not be confirmed.

#### **4. Cash and Cash Equivalents**

##### **4.1. Unsupported Cash and Cash Equivalent Balances**

The statement of financial assets and liabilities reflects cash and cash equivalents balance of Kshs.12,383,127 which comprised of amounts of Kshs.12,328,969 and Kshs.54,158 in respect of bank and cash balances respectively as disclosed in Notes 10 and 11 to the financial statements. However, the balances were not supported with the certificate of bank balances, bank reconciliation statement and Board of Survey reports.

Further, Note 10 to the financial statements reflects the School's operations account which had a balance of Kshs.4,874,735. However, the respective cashbook indicated a balance of Kshs.4,391,355 resulting to unexplained and unreconciled variance of Kshs.483,380.

In addition, the bank balance of Kshs.12,328,969 includes an amount of Kshs.29,288 in respect of income generating activities bank account balance, which was not supported with a cashbook and the relevant bank statements.

##### **4.2. Failure to Prepare Monthly Bank Reconciliation Statements**

The statement of assets and liabilities reflects cash and cash equivalents balance of Kshs.12,383,127 which includes an amount of Kshs.12,328,967 in respect of bank balances, as disclosed in Note 10 to the financial statements. Review of records provided for audit revealed that the School operated seven (7) bank accounts and one (1) SACCO account. However, the bank reconciliations statements for the School's accounts were not prepared on a monthly basis contrary to Regulation 90(1) the Public Finance Management (National Government) Regulation, 2015.

In the circumstances, the accuracy and completeness of the cash and cash equivalents balance of Kshs.12,383,127 as at 30 June, 2024 could not be confirmed.

#### **5. Variance in the Accounts Receivables Balance**

The statement of assets and liabilities reflects accounts receivable balance of Kshs.38,753,712 in respect of fees arrears, as disclosed in Note 13 to the financial statements. However, the supporting schedule provided for audit revealed a total balance of Kshs.36,945,391 resulting to an unexplained and unreconciled variance of Kshs.1,808,321 Further, the schedule provided did not indicate periods the fee arrears relate to, opening balance, fees payable per term and fees paid during the year to arrive at the disclosed closing balance.

In the circumstances, the accuracy and completeness of the accounts receivables balance of Kshs.38,753,712 could not be confirmed.

## **6. Variance in the Accounts Payables Balance**

The statement of financial assets and liabilities reflects accounts receivable balance of Kshs.20,804,008 which includes amounts of Kshs.9,187,484 and Kshs.11,616,524 in respect of trade creditors and prepaid fees respectively, as disclosed in Note 14 to the financial statements. However, the supporting schedules provided for audit revealed balances of Kshs.11,594,094 and Kshs.12,597,660 in respect of trade creditors and prepaid fees resulting to unexplained and unreconciled variances of Kshs.2,406,610 and Kshs.981,136 respectively. Further, review of Annex 1 to the financial statements reflects pending accounts payable balance of Kshs.8,989,731 in respect of trade creditors was at variance with the balance of Kshs.9,187,484 resulting to unexplained and unreconciled variance of Kshs.197,753.

In addition, the supporting schedules provided did not indicate periods the payables relate to, opening balances and dates the suppliers contracted in the case of trade creditors to arrive at the closing balance.

In the circumstances, the accuracy and completeness of accounts payables balance of Kshs.20,804,008 could not be confirmed.

## **7. Unsupported Pending Bills Balance**

As disclosed in Note 20 and Annex 1 to the financial statement reflects other important disclosures in respect of pending accounts payable balance of Kshs.8,989,731. However, review of the details in Annex 1 to the financial statements, revealed that the date contracted and the amount paid to date so as to arrive at the closing balances were not included as required by the recommended reporting template. Further the supporting schedule provided for audit did not reflect the invoice numbers of the various outstanding balances.

In the circumstances, the accuracy and completeness of the pending bills balance of Kshs.8,989,731 could not be confirmed.

The audit was conducted in accordance with International Standards for Supreme Audit Institutions (ISSAIs). I am independent of the Baringo High School Management in accordance with ISSAI 130 on the Code of Ethics. I have fulfilled other ethical responsibilities in accordance with the ISSAI and in accordance with other ethical requirements applicable to performing audits of financial statements in Kenya. I believe that the audit evidence I have obtained is sufficient and appropriate to provide a basis for my qualified opinion.

## **Emphasis of Matter**

### **1. Lack of Approved Budget and Work Plan**

The statement of budgeted versus actual amounts reflects approved budget of income and expenditure amount of Kshs.64,264,800 respectively. Further, the actual on comparable

basis of income and expenditures of amounts of Kshs.79,405,595 and Kshs.81,196,443 respectively. However, the approved budget for the financial year under review was not submitted for the audit review therefore it was not possible to ascertain from what budget the expenditure was incurred.

In the circumstances, the basis and approval for the income and expenditure of the School and whether the expenditure was within the budget could not be confirmed.

## **2. Budgetary Control and Performance**

The statement of budgeted versus actual amounts reflects final receipts budget and actual on a comparable basis of Kshs.64,264,800 and Kshs.79,405,595 respectively, resulting to over-funding of Kshs.15,140,795 or 24% of the budget. Further, the statement reflects that the School spent an amount of Kshs.81,196,443 against actual receipts of Kshs.79,405,595 resulting to an over-absorption of Kshs.1,790,848 or 2% of actual receipts.

The over-funding and over-absorption affected the planned activities of the School and may have impacted negatively on service delivery to the public.

My opinion is not modified in respect of these matters.

### **Key Audit Matters**

Key audit matters are those matters that, in my professional judgement, are of most significance in the audit of the financial statements. There were no key audit matters to communicate in my report.

### **Other Matter**

#### **Unresolved Prior Year Matters**

In the audit report of the previous year, several paragraphs were raised under the Report on Financial Statements and Report on Lawfulness and Effectiveness in Use of Public Resources. However, Management has not given any explanation on how the issues were resolved.

### **Other Information**

The Board of Management is responsible for the other information set out on page iii to xiv which comprise of Key School Information and Management, Summary Report of Performance of the School and Statement of School Management Responsibility. The Other Information does not include the financial statements and my audit report thereon.

In connection with my audit on the School's financial statements, my responsibility is to read the other information and in doing so, consider whether the other information is materially inconsistent with the financial statements or my knowledge obtained in the audit or otherwise appears to be materially misstated. If based on the work I have performed, I conclude that

there is a material misstatement of this Other Information, I am required to report that fact. I have nothing to report in this regard.

My opinion on the financial statements does not cover the Other Information and accordingly, I do not express an audit opinion or any form of assurance conclusion thereon.

## REPORT ON LAWFULNESS AND EFFECTIVENESS IN THE USE OF PUBLIC RESOURCES

### **Conclusion**

As required by Article 229(6) of the Constitution, based on the audit procedures performed, except for the effect of the matters described in the Basis for Conclusion on Lawfulness and Effectiveness in the Use of Public Resources section of my report, I confirm that nothing else has come to my attention to cause me to believe that public resources have not been applied lawfully and in an effective way.

### **Basis for Conclusion**

#### **1. Abandoned Project - Dining Hall**

The statement of receipts and payments reflects infrastructure payments amounting to Kshs.2,774,111 as disclosed in Note 8 to the financial statements which relates to construction of the School dining hall. Review of the supporting documentation, including procurement documents, revealed that the School contracted for the construction and extension of the dining hall at a cost of Kshs.4,948,258. However, audit verification carried out in April, 2025 revealed that the construction works were 70% complete and payments made to date amounted to Kshs.2,774,111 but the contractor was not on site. No reason was provided why the contractor is not on site. Further, review of the letters of offer, letter of acceptance and contract agreement revealed that expected completion date for the project was not indicated hence it remained an open-ended contract.

In the circumstances, value for money for the expenditure of Kshs.2,774,111 incurred on the project could not be confirmed.

#### **2. Irregular Remuneration of Members of the Board of Management**

The statement of receipts and payments reflects boarding and school fund payments amounting of Kshs.81,196,443 as disclosed in Note 9 to the financial statements. The amount includes a balance of Kshs.8,133,804 in respect of local transport and travel which further includes an amount totaling Kshs.2,746,350 paid to Board of Management and other sub-committees as allowances. However, no evidence of approval from the Cabinet Secretary was provided for audit verification.

Further, the School did not support the Board's sitting allowance amounting to Kshs.812,350 by way of signed Board meeting minutes and attendance registers and minutes of the board meetings.

This is contrary to Section 63 of the Basic Education Act, 2013 which provides that the members of the Board of Management shall be paid such allowances as the Cabinet Secretary may provide by regulations upon the advice of the Salaries and Remuneration Commission.

In the circumstances, Management was in breach of the law.

### **3. Failure to Deduct and Remit Housing Levy**

The statement of receipts and payments reflects operations and boarding and school fund payments amounting to Kshs.18,713,042 and Kshs.81,196,443 respectively as disclosed in Notes 7 and 9 to the financial statements. Included in the balances are amounts of Kshs.6,597,097 and Kshs.4,687,041 all totaling Kshs.11,284,138 in respect of personnel emoluments. Review of the payroll revealed that the School paid amounts of Kshs.5,540,531 and Kshs.2,862,360 in respect of salaries to non-teaching staff and Board of Management (BOM) teachers respectively. However, Management failed to deduct and remit the mandatory 1.5% housing levy for the staff which translates to Kshs.126,043 as required by the law. This was contrary to Section 4 of the Affordable Housing Act, 2024 which provides for the imposition of the affordable housing levy.

In the circumstances, the Management was in breach of the law.

### **4. Unapproved Use of Single Source Selection (SSS) Method**

The statement of receipts and payment reflects boarding and school fund amounting to Kshs.81,196,443 which includes an amount of Kshs.35,137,766 in respect of fee on boarding equipment and stores as disclosed in Note 9 to the financial statements. However, review of the supporting documents including payment vouchers revealed that the School made purchases from a single supplier for different items. Further, there was no justification for reliance on a single supplier. This is contrary to Regulations 129 (1) and (2) of the Public Procurement and Asset Disposal Regulations, 2020 which requires that in using the Single Source Selection (SSS) method, a procuring entity shall first prepare the justification for use of the method in the context of parts (a) to (e). Further, the decision to use the single source selection method shall be approved in writing by the Accounting Officer on recommendation by the head of the user department and the head of the procurement function and submit to the Authority for approval.

In addition, the procured the items were not supported with procurement documentations including approved list of prequalified suppliers, quotation from supplies, letters of award and acceptance and professional opinions signed by the accounting officer.

In the circumstances, Management was in breach of the law and regulations.

### **5. Lack of Prequalified Suppliers**

Management did not provide for audit the approved prequalified suppliers for the year under review. This is contrary to Section 57 (1) of the Public Procurement and Assets Disposal Act, 2015 which states that the head of the procurement function of a procuring entity shall maintain and update lists of registered suppliers, contractors and consultants in the

*Report of the Auditor-General on Baringo High School for the year ended 30 June, 2024 - Baringo County*

categories of goods, works or services according to its procurement needs. Further, Sub-section 2 states that submission of names shall be continuous and the registration list shall be updated periodically as prescribed in the Regulations and in accordance with the Act

In the circumstances, the Management was in breach of the law.

## **6. Lack of Stock take Report at the Close of the Year**

Review of the store records and audit verification of the store in the month of April, 2025 revealed that the School had stock of an unknown value at the year end. However, Management of the School did not carry out the stock taking exercise and compile a report as required. This is contrary to Section 162(2) of Public Procurement and Assets Disposal Act, 2015 which states that the head of procurement function shall arrange for occasional visits of inspection to the stores, at least quarterly in each calendar year, and conduct quarterly and annual inventory and stock taking in order to ensure compliance with all respective governing laws and submit the report to the Accounting Officer.

In addition, it was observed that the School had over stocked some cereals with some supplies having overstayed in the store and was therefore at risk of being infected or going bad. Management did not provide an explanation why the School procured excess cereals.

In the circumstances, the Management was in breach of the law.

The audit was conducted in accordance with ISSAI 3000 and ISSAI 4000. The standards require that I comply with ethical requirements and plan and perform the audit to obtain assurance about whether the activities, financial transactions and information reflected in the financial statements comply in all material respects, with the authorities that govern them. I believe that the audit evidence I have obtained is sufficient and appropriate to provide a basis for my conclusion.

## **REPORT ON EFFECTIVENESS OF INTERNAL CONTROLS, RISK MANAGEMENT AND GOVERNANCE**

### **Conclusion**

As required by Section 7(1)(a) of the Public Audit Act, 2015, based on the audit procedures performed, except for the effect of the matters described in the Basis for Conclusion on Effectiveness of Internal Controls, Risk Management and Governance section of my report, I confirm that nothing else has come to my attention to cause me to believe that internal controls, risk management and governance were not effective.

### **Basis for Conclusion**

#### **1. Fixed Assets**

##### **1.1 Failure to Maintain a Fixed Assets Register**

Annex 2 to the financial statements reflects a summary of various categories of fixed assets totalling Kshs.471,992,500. However, review of the assets listing provided for audit review revealed that the School did not maintain an assets register indicating date of purchase, cost,

supplier, location, unique identification number, accumulated depreciation and net book values of the assets.

### **1.2 Disputed Ownership of an Assets**

Included in fixed assets balance is land with a historical cost of 267,040,000. However, review of School correspondences and land records revealed that two (2) parcels of land have been having court cases since 27 June, 2003 which were concluded on 19 December 2019 and the case was ruled in favor of the plaintiff. Although, the court ruled that the National land Commission to compensate the plaintiff on behalf of the School there is no documentation to confirm that the compensation was done.

### **1.3 Encroachment of the School Land**

Further, review of land records revealed that one (1) parcel of land has been encroached by private developers. Management explained that there is a case in Court challenging the illegal settlement which is yet to be determined by the Court..

### **1.4 Failure by the School to Transfer the Ownership of Land**

Review of records revealed that the School has donated land with of an undetermined value to Eldama Ravine Technical and Vocational College for the construction of the College. Although the College has made a request to the School to transfer the donated land's title or ownership documents, this had not been done at the time of the audit in April, 2025.

In the circumstances, the effective control and management of assets by the School's Management could not be confirmed.

## **2. Failure to Develop School Improvement Plan**

During the year under review, Management did not develop a school improvement plan to be used to measure the School's improvement activities, improve accountability, keep the School in focus in achieving its targets, prioritize its needs, ensure prudent utilization of resources and to help improve the School's performance as well as promote teamwork. There was also no evidence that the school had formed a school improvement planning team as required.

In the circumstances, the effectiveness of the School's improvement planning process as contemplated in the guidelines from the Ministry of Education could not be confirmed.

## **3. Failure to Comply with School Safety Standards**

Review of the School's safety standards and environment revealed the following observations;

- i. There is no provision for special needs access to the administration block and the library such as provision of ramps contrary to School Safety Standard No.2.

- ii. Audit verification in the month of April, 2025 in the School dormitories revealed that they were not properly kept due to littered floors, the surrounding environment and the dustbins were full and remained unemptied.
- iii. Further, the dormitory cubicles lacked designated area for the students to place their boxes as the boxes were placed on top of beds exposing dangers to students in case of emergencies.
- iv. The School does not keep a comprehensive medical data of the students' developed any health policies, no documentary evidence on regular medical checkups for students and there is no adequately trained teacher in health education. This is contrary to the School Safety Standard No.3.
- v. The School dumpsite is not fenced posing dangers to students and there are no waste baskets provided in the classrooms. This is contrary to School Safety Standard No.4.
- vi. In addition, the School does not have a dining hall and the students take their meals in the field, tents and keep their utensils in their classroom lockers. This is contrary to School Safety Standard No.5.

In the circumstances, Management was breach of the School policy and the School's environment is in a state that significantly compromises the expected living standards and performance of the students in general.

#### **4. Effectiveness in the Management of Textbooks**

During the year under review there was no evidence of instructional need assessment that provided basis for determining the number and subject of instructional material needed by the school. Further, there was no evidence that a School Instructional Material Selection Committee (SIMSC) was set up during the year. In addition, review of text books records and books stocks revealed that there was a total of 8,732 lost books of unknown value.

In the circumstances, the effectiveness of internal controls related to management of textbooks could not be confirmed.

#### **5. Unsupported Student Data**

Review of the financial statements including the summary of performance of the school report revealed that the School had a total enrolment of 1,420 students during the year under review. However, the School did not maintain the manual class registers and did not provide the National Education Management Information System (NEMIS) data for audit verification.

In the circumstances the Management was in breach of the law.

#### **6. Lack of Risk Management Strategies and Other Key Policies**

During the year Management had not implemented the risk management policy. Further, Management did not provide any evidence inform of a risk register or risk assessment report to indicate that formal risk assessments had been conducted or that the school had any

strategy or any specific controls that had been put in place to mitigate operational, legal and financial risks. This is contrary to Regulation 165 (1) of the Public Finance Management (County Government Regulations) 2015.

In addition, it was observed that the school did not have in place key policies like the disaster recovery plan/business continuity plan, IT strategic plan and approved IT security policy.

In the circumstances, the effectiveness of internal controls, risk management and governance could not be confirmed.

## **7. Board of Management**

### **7.1 Failure to Submit Board Appointment and Acceptance Letters**

Review of the personal files of Board members revealed that the Board Member did not file their appointment and acceptance and their curriculum vitae as required. Further, the gazette notices on the appointment of the Board members were not provided for the audit verification. These were contrary to the requirements of Annexure 1 of Section D 3(iii) of Mwongozo Code of Governance.

In the circumstances, regularity of appointment of the Board members and the terms of their services could not be confirmed.

### **7.2 Failure to Conduct Board Self Evaluation**

During the year under review, the Board had not undertaken evaluation of the board to appraise the performance of the individual Board members and the committees that the Board members operate as required by Section 1.12 of the Mwongozo Code of Governance and Circular No.OP/CAB.9/1A dated 11 March 2020.

### **7.3 Failure to Develop Board Work Plan**

During the year under review, the Board of Management operated without board work plan. This is contrary to Section 1.9 of Mwongozo Code of Governance which states that the Board members should ensure the development of annual Board work plan.

### **7.4 Lack of Board Charter**

During the year under review, the Board of Management operated without a Board charter. This is contrary to Section 1.11 of Mwongozo Code of Governance which states that the Board should develop and adopt a Board charter which defines the role, responsibilities and functions of the Board in the governance of the organization.

In the circumstances, the effectiveness of the Board operations and oversight could not be confirmed.

The audit was conducted in accordance with ISSAI 2315 and ISSAI 2330. The standards require that I plan and perform the audit to obtain assurance about whether effective processes and systems of internal controls, risk Management and overall governance were

operating effectively in all material respects. I believe that the audit evidence I have obtained is sufficient and appropriate to provide a basis for my conclusion.

### **Responsibilities of Management and the Board of Management**

Management is responsible for the preparation and fair presentation of these financial statements in accordance with International Public Sector Accounting Standards (Cash Basis) and for maintaining effective internal controls as Management determines is necessary to enable the preparation of financial statements that are free from material misstatement, whether due to fraud or error and for its assessment of the effectiveness of internal controls, risk management and governance.

In preparing the financial statements, Management is responsible for assessing the School's ability to continue to sustain its services, disclosing, as applicable, matters related to sustainability of services and using the applicable basis of accounting unless Management is aware of the intention to terminate the School or to cease operations.

Management is also responsible for the submission of the financial statements to the Auditor-General in accordance with the provisions of Section 47 of the Public Audit Act, 2015.

In addition to the responsibility for the preparation and presentation of the financial statements described above, Management is also responsible for ensuring that the activities, financial transactions and information reflected in the financial statements comply with the authorities which govern them and that public resources are applied in an effective way.

The Board of Management is responsible for overseeing the School's financial reporting process, reviewing the effectiveness of how Management monitors compliance with relevant legislative and regulatory requirements, ensuring that effective processes and systems are in place to address key roles and responsibilities in relation to governance and risk management, and ensuring the adequacy and effectiveness of the control environment.

### **Auditor-General's Responsibilities for the Audit**

My responsibility is to conduct an audit of the financial statements in accordance with Article 229(4) of the Constitution, Section 35 of the Public Audit Act, 2015 and the International Standards for Supreme Audit Institutions (ISSAIs). The standards require that, in conducting the audit, I obtain reasonable assurance about whether the financial statements as a whole are free from material misstatements, whether due to fraud or error and to issue an auditor's report that includes my opinion in accordance with Section 48 of the Public Audit Act, 2015. Reasonable assurance is a high level of assurance but is not a guarantee that an audit conducted in accordance with IFPP will always detect a material misstatement when it exists. Misstatements can arise from fraud or error and are considered material if, individually or in the aggregate, they could reasonably be expected to influence the economic decisions of users taken on the basis of these financial statements.

In conducting the audit, Article 229(6) of the Constitution also requires that I express a conclusion on whether or not in all material respects, the activities, financial transactions and

information reflected in the financial statements are in compliance with the authorities that govern them and that public resources are applied in an effective way. In addition, I consider the entity's control environment in order to give an assurance on the effectiveness of internal controls, risk management and governance processes and systems in accordance with the provisions of Section 7 (1) (a) of the Public Audit Act, 2015.

Further, I am required to submit the audit report in accordance with Article 229(7) of the Constitution.

Detailed description of my responsibilities for the audit is located at the Office of the Auditor-General's website at: <https://www.oagkenya.go.ke/auditor-generals-responsibilities-for-audit/>. This description forms part of my auditor's report.

  
FCPA Nancy Gathungu, CBS  
AUDITOR-GENERAL

Nairobi

27 June, 2025

**BARINGO HIGH SCHOOL**  
**ANNUAL REPORT AND FINANCIAL STATEMENTS**  
**FOR THE YEAR ENDED 30<sup>TH</sup> JUNE 2024**

**6. Statement of Receipts and Payments for the Year Ended 30<sup>th</sup> June 2024**

Description Of Vote Head	Note	2024 Kshs	2023 Kshs
<b>Receipts</b>			
Government grants for tuition	1	3,061,036.60	3,045,271.75
Government grants for operations	2	16,572,126.70	16,494,946.00
Government Grants for infrastructure	3	4,848,000.00	-
School fund income- parents' contributions	4	79,405,595.41	11,163,669.00
School Fund other Receipts	5	1,067,950.00	75,036,175.50
<b>Total Receipts</b>		<b>104,954,708.71</b>	<b>105,740,062.25</b>
<b>Payments</b>			
Tuition	6	2,442,330.00	2,709,751.05
Operations	7	18,713,042.50	11,016,812.00
Infrastructure	8	2,774,111.00	-
Boarding and school fund	9	81,196,443.00	83,550,081.13
<b>Total Payments</b>		<b>105,125,926.50</b>	<b>97,276,644.18</b>
<b>Surplus/Deficit</b>		<b>(171,217.79)</b>	<b>8,463,418.07</b>


The school financial statements were approved on \_\_\_\_\_ 2024 and signed by:

.....  


**Name:** Dr. Stella Kereto

**Chair BOM**

**Date:** 10/06/2025

.....  


**Name:** Mr Kiptoo Kimosop  
**School Principal/ Secretary to BOM**

**Date:** 10/06/2025

.....  


**Name:** Mr Bernard Chemjor

**Bursar/ Finance Officer**

**Date:** 10/06/2025

(Comparative FY refers to the financial year preceding the current financial year.)

**BARINGO HIGH SCHOOL**  
**ANNUAL REPORT AND FINANCIAL STATEMENTS**  
**FOR THE YEAR ENDED 30<sup>TH</sup> JUNE 2024**

**7. Statement of Assets and Liabilities As at 30<sup>th</sup> June 2024**

Description	Note	2024 Kshs	2023 Kshs
<b>Financial Assets</b>			
<b>Cash and cash equivalents</b>			
Bank balances	10	12,328,968.55	12,056,712.84
Cash balances	11	54,158.50	58,829.50
Short term investments	12	-	-
<b>Total cash and cash equivalent</b>		<b><u>12,383,127.05</u></b>	<b><u>12,554,344.84</u></b>
Account's receivables	13	38,753,712.44	38,753,712.44
<b>Total financial assets</b>		<b>51,136,839.49</b>	<b>51,308,057.28</b>
<b>Financial liabilities</b>			
Accounts payables	14	20,804,007.95	20,804,007.95
<b>Net financial assets</b>		<b>30,332,831.54</b>	<b>30,504,049.33</b>
<b>Represented by</b>			
Accumulated fund b/fwd	15	30,504,049.33	22,040,631.26
Surplus/deficit for the year		(171,217.79)	8,463,418.07
<b>Net financial position</b>		<b>30,332,831.54</b>	<b>30,504,049.33</b>

The school's financial statements were approved on \_\_\_\_\_ 2024 and signed by:

.....  
**Name:** Dr. Stella Kereto

.....  
**Name:** Mr Kiptoo Kimosop  
**School Principal/ Secretary to BOM**

.....  
**Name:** Mr Brnard Chemjor

**Chair BOM**  
**Date:** 10/06/2025

**Date:** 10/06/2025

**Bursar/ Finance Officer**  
**Date:** 10/06/2025

(Comparative FY refers to the financial year preceding the current Financial year.)

**BARINGO HIGH SCHOOL**  
**ANNUAL REPORT AND FINANCIAL STATEMENTS**  
**FOR THE YEAR ENDED 30<sup>TH</sup> JUNE 2024**

**8. Statement of Cash Flows for the Year Ended 30<sup>th</sup> June 2024**

Description	Note	2024 Kshs	2023 Kshs
<b>Cash from Operating Activities</b>			
<b>Receipts</b>			
Government grants for tuition	1	3,061,036.60	3,045,271.75
Government grants for operations	2	16,572,126.70	16,494,946.00
Government grants for infrastructure	3	4,848,000.00	-
School fund income- parents contributions/ fees	4	79,405,595.41	11,163,669.00
School Fund - Other income	5	1,067,950.00	63,451,615.50
Fees Arrears Recovered		-	6,322,917.00
<b>Total receipts</b>		<b>104,954,708.71</b>	<b>100,478,419.25</b>
<b>Payments</b>			
Cash outflows for tuition	6	2,442,330.00	2,709,751.05
Cash outflows for operations	7	18,713,042.50	10,130,622.00
Cash outflows for Infrastructure	8	2,774,111.00	-
Cash outflows Boarding/lunch and school fund payments	9	81,196,443.00	78,157,118.13
Creditors Paid		-	5,102,938.00
<b>Total payments</b>		<b>(105,125,926.50)</b>	<b>(96,100,429.18)</b>
<b>Net cash inflow/outflow from operating activities</b>		<b>(171,217.79)</b>	<b>4,377,990.07</b>
<b>Cash flow from investing activities</b>			
Acquisition of assets		-	-
Proceeds from sale of Assets		-	-
Proceeds from investments		-	-
Purchase of investments		-	-
<b>Net cash inflow/outflows from investing activities</b>		<b>-</b>	<b>-</b>
<b>Cash flow from Financing activities</b>			
Proceeds from borrowings/ loans		-	-
Repayment of principal borrowings		-	-
<b>Net cash inflow/outflow from financing activities</b>		<b>-</b>	<b>-</b>
<b>Net increase/decrease in cash and cash equivalents</b>		<b>(171,217.79)</b>	<b>4,377,990.07</b>
Cash and cash equivalent at beginning of the FY – 2024		12,554,344.84	8,176,354.77
<b>Cash and cash equivalent at end of the FY – 2024</b>		<b>12,383,127.05</b>	<b>12,554,344.84</b>

Note: Cash and Cash Equivalent is the summation of Note 10, 11 and 12.

**BARINGO HIGH SCHOOL**  
**ANNUAL REPORT AND FINANCIAL STATEMENTS**  
**FOR THE YEAR ENDED 30<sup>TH</sup> JUNE 2024**

---

(The above presentation of cash flow statement uses the direct method of cash flow presentation which is encouraged under IPSAS. Schools should therefore adopt the direct method of cash flow as recommended by PSASB).


The school's financial statements were approved on \_\_\_\_\_ 2024 and signed by:

  
.....

**Name:** Dr. Stella Kereto

**Chair BOM**


**Date:** 10/06/2025

  
.....

**Name:** Mr Kiptoo Kimosop  
**School Principal/ Secretary to**

**BOM**

**Date:** 10/06/2025

  
.....

**Name:** Mr Bernard Chemjor

**Bursar/ Finance Officer**

**Date:** 10/06/2025

(Comparative FY refers to the financial year preceding the current Financial year.)

**BARINGO HIGH SCHOOL**  
**ANNUAL REPORT AND FINANCIAL STATEMENTS**  
**FOR THE YEAR ENDED 30<sup>TH</sup> JUNE 2024**

**9. Statement of Budgeted Versus Actual Amounts for the Year Ended 30<sup>th</sup> June 2024**

Receipt/Expenses Item	Original Budget	Adjustments	Final Budget	Actual On Comparable Basis	% Of Utilization
	A	B	c=a+b	D	e=d/c %
	Kshs	Kshs	Kshs	Kshs	Kshs
<b>Receipts</b>					
<b>(1) Capitation Grant on Tuition</b>					
Tuition Grants	-	-	-	-	-
Teaching / Learning Materials	4,972,800.00	-	4,972,800.00	3,061,036.60	62%
Exams And Assessment	-	-	-	-	-
<b>Total Grants for Tuition</b>	<b>4,972,800.00</b>	<b>-</b>	<b>4,972,800.00</b>	<b>3,061,036.60</b>	<b>62%</b>
<b>(2) Capitation Grant on Operations</b>					
Repairs And Maintenance	6,000,000.00	-	6,000,000.00	2,990,400.00	50%
Grants	-	-	-	3,576,440.00	-
Personal Emoluments	5,272,800.00		5,272,800.00	3,746,609.48	71%
Administration	1,440,000.00	-	1,440,000.00	1,023,197.68	71%
E W & C	2,887,200.00		2,887,200.00	2,051,512.08	71%
L T & T	1,680,000.00		1,680,000.00	1,193,730.46	71%
Medical	2,400,000.00	-	2,400,000.00	1,001,250.00	42%
Activity	1,800,000.00	-	1,800,000.00	988,987.00	55%
<b>Total Grants For Operation</b>	<b>21,480,000.00</b>	<b>-</b>	<b>21,480,000.00</b>	<b>16,572,126.70</b>	<b>76%</b>
<b>3) FDSE for infrastructure</b>					
Maintenance & Improvement MoE	-	-	-	1,848,000.00	-

**BARINGO HIGH SCHOOL**  
**ANNUAL REPORT AND FINANCIAL STATEMENTS**  
**FOR THE YEAR ENDED 30<sup>TH</sup> JUNE 2024**

Receipt/Expenses Item	Original Budget	Adjustments	Final Budget	Actual Or Comparable Basis	% Of Utilization
	A	B	C=A+B	D	E=C/D
	Kshs	Kshs	Kshs	Kshs	%
M&I parents' contribution	-	-	-	-	-
Transition Infrastructure Grants	-	-	-	3,000,000.00	-
<b>Grant Totals</b>				<b>4,848,000.00</b>	
<b>(4) Fees Charged on Parents</b>					
Personnel Emoluments	10,512,000.00	-	10,512,000.00	11,904,812.60	121%
Repairs And Maintenance	2,400,000.00	-	2,400,000.00	2,673,527.00	119%
Local Transport and travel	2,199,600.00	-	2,199,600.00	3,554,299.00	166%
E W & C	7,578,000.00	-	7,578,000.00	9,333,860.60	129%
Administration	4,155,600.00	-	4,155,600.00	5,569,741.00	139%
Fees Arrears	-	-	-	10,384,642	
Prepaid Fees	-	-	-	981,133.28	
Medical	-	-	-	999.93	-
Activity	957,600.00	-	957,600.00	1,913,750.00	204%
Fee On Boarding Equipment and Stores	36,462,000	-	36,462,000	33,088,830.00	109%
<b>Total contribution from parents</b>	<b>64,264,800.00</b>	<b>-</b>	<b>64,264,800.00</b>	<b>79,405,595.41</b>	<b>119%</b>
<b>5) School fund Other Income</b>					
Income From Farming Activities	-	-	-	856,950.00	-
Income From Bus Hire	-	-	-	135,000.00	-
Tender	-	-	-	76,000.00	-
<b>Total Income</b>	<b>-</b>	<b>-</b>	<b>-</b>	<b>1,067,950.00</b>	<b>-</b>
<b>(6) Expenditure For Tuition</b>					

**BARINGO HIGH SCHOOL**  
**ANNUAL REPORT AND FINANCIAL STATEMENTS**  
**FOR THE YEAR ENDED 30<sup>TH</sup> JUNE 2024**

Receipt/Expenses Item	Original Budget	Adjustments	Final Budget	Actual On Comparable Basis	% Of Utilization
	A	B	c=a+b	D	e=d/c %
	Kshs	Kshs	Kshs	Kshs	Kshs
Teaching / Learning Materials	4,972,800.00	-	4,972,800.00	2,837,730.00	57%
Creditors paid	-	-	-	54,600.00	
<b>Total Payments from Tuition</b>	<b>4,972,800.00</b>	<b>-</b>	<b>4,972,800.00</b>	<b>2,442,330.00</b>	<b>57%</b>
<b>(7) Expenditure For Operations</b>					
Personnel Emoluments	5,272,800.00	-	5,272,800.00	6,597,097.00	125%
Repairs, Maintenance & Improvements	-	-	-	961,450.00	
Infrastructure grants	6,000,000.00		6,000,000.00	4,497,618.50	75%
Medical & Insurance	2,400,000.00		2,400,000.00	292,140.00	12%
Administration	1,440,000.00		1,440,000.00	1,083,980.00	75%
Local transport and travel	1,680,000.00		1,680,000.00	1,713,716.00	102%
E W & C	2,887,200.00	-	2,887,200.00	2,348,089.00	81%
Maintenance and improvement				78,822.00	
Activity	1,800,000.00	-	1,800,000.00	299,610.00	62%
Creditors Paid	-		-	662,320.00	
Medical	-	-	-	178,200.00	-
<b>Total Payments on Operations</b>	<b>21,480,000.00</b>	<b>-</b>	<b>21,480,000.00</b>	<b>18,713,042.50</b>	<b>88%</b>
<b>(8) Expenditure For infrastructure</b>					
Construction of dinning hall	-	-	-	2,774,111.00	-
<b>Total</b>				<b>2,774,111.00</b>	
<b>(9) Expenditure For school fund/lunch/boarding</b>					
Personal Emoluments	10,512,000.00		10,512,000.00	4,687,041.00	45%

**BARINGO HIGH SCHOOL**  
**ANNUAL REPORT AND FINANCIAL STATEMENTS**  
**FOR THE YEAR ENDED 30<sup>TH</sup> JUNE 2024**

Receipt/Expenses Item	Original Budget	Adjustments	Final Budget	Actual On Comparable Basis	% Of Utilization
	A	B	c=a+b	D	e=d/c %
	Kshs	Kshs	Kshs	Kshs	Kshs
Refunds	-	-	-	-	-
Prepayments	-	-	-	167,779.00	
Repairs, Maintenance and Improvements	2,400,000.00	-	2,400,000.00	1,560,363.00	89%
Local transport and travel	2,199,600.00		2,199,600.00	8,133,804.00	373%
Electricity, Water & Conservancy	7,578,000.00		7,578,000.00	3,293,440.00	43%
Medical Expenses	-	-	-	30,500.00	-
Activity	957,600.00	-	957,600.00	1,398,309.00	146%
Administration	4,155,600.00	-	4,155,600.00	11,923,956.00	308%
Boarding Equipment and Stores	36,462,000.00	-	36,462,000.00	35,137,766.00	113%
Expenditure For I G A – Farm	-	-	-	730,700.00	-
Bus Hire	-	-	-	598,250.00	-
Creditors paid	-	-	-	5,866,200.00	
Tender	-	-	-	144,000.00	-
Bank Charges	-	-	-	2,400.00	-
Bakery	-	-	-	5,000.00	-
<b>Totals</b>	<b>64,264,800.00</b>	<b>-</b>	<b>64,264,800.00</b>	<b>81,196,443.00</b>	<b>129%</b>

**NOTE**

- i) The actual student enrolment exceeded the projected number resulting to 119% average fee collected as well as 129% average usage in comparison to the budgeted estimates.

**10. Significant Accounting Policies**

The principal accounting policies adopted in the preparation of these financial statements are set out below:

**1. Statement of compliance and basis of preparation**

The financial statements have been prepared in accordance with and comply with International Public Sector Accounting Standards (IPSAS) with particular emphasis on Cash Basis Financial Reporting under the Cash Basis of Accounting and applicable government legislations and regulations. The financial statements comply with and conform to the form of presentation prescribed by the Public Sector Accounting Standards Board of Kenya.

This cash basis of accounting has been supplemented with accounting for; a) receivables that include school fees from parents, imprest, salary advances and other receivables and b) payables that include deposits and retentions and payables from operations.

The financial statements are presented in Kenya Shillings, which is the functional and reporting currency of the *school*, and all values are rounded to the nearest Kenya Shilling (Kshs). The accounting policies adopted have been consistently applied to all the years presented.

**2. Recognition of receipts and payments**

The *school* recognises all receipts from the various sources when the event occurs, and the related cash has actually been received by the *school*. In addition, the *school* recognises all expenses when the event occurs, and the related cash has actually been paid out by the *school*. Income arising from school fees is recognised when the event occurs whether cash is received or not. Expenditure arising from operations is recognised when the event occurs irrespective of receipt of cash.

**3. In-kind contributions**

In-kind contributions are donations that are made to the *school* in the form of actual goods and/or services rather than in money or cash terms. These donations may include vehicles, equipment or personnel services. Where the financial value received for in-kind contributions can be reliably determined, the *school* includes such value in the statement of receipts and payments both as a receipt and as a payment in equal and opposite amounts; otherwise, the contribution is not recorded.

**4. Cash and cash equivalents**

Cash and cash equivalents comprise cash on hand and cash at bank, short-term deposits on call and highly liquid investments with an original maturity of three months or less, which are readily convertible to known amounts of cash and are subject to insignificant risk of changes in value. Bank account balances include amounts held at various financial institutions at the end of the financial year.

**BARINGO HIGH SCHOOL**  
**ANNUAL REPORT AND FINANCIAL STATEMENTS**  
**FOR THE YEAR ENDED 30<sup>TH</sup> JUNE 2024**

---

**5. Accounts Receivable**

For the purposes of these financial statements, imprests and advances to authorised public officers and/or institutions which were not surrendered or accounted for at the end of the financial year are treated as receivables. Accounts receivables also include school fees billed to parents for services rendered but not paid. This is an enhancement to the cash accounting policy. Other accounts receivables are disclosed in the financial statements.

**6. Accounts Payable**

For the purposes of these financial statements, deposits and retentions held on behalf of third parties have been recognized as accounts payables. This is in recognition of the government practice of retaining a portion of contracted services and works pending fulfilment of obligations by the contractor and to hold deposits on behalf of third parties. Payables also include expenditure incurred for the purchase of goods, works and services that has been rendered and not settled. This is an enhancement to the cash accounting policy adopted for public secondary schools. Other liabilities are disclosed in the financial statements.

**7. Non-current assets**

Non-current assets are expensed at the time of acquisition while disposal proceeds are recognized as receipts at the time of disposal. However, the acquisitions and disposals are reflected in the school fixed asset register a summary of which is provided as a memorandum to these financial statements.

**8. Budget**

The budget is developed on the same accounting basis (cash basis), the same accounts classification basis, and for the same period as the financial statements. The *school's* budget was approved by the School Board of Management. A comparison of the actual performance against the comparable budget for the financial year under review has been included in the financial statements.

**9. Comparative figures**

Where necessary comparative figures for the previous financial year have been amended or reconfigured to conform to the required changes in presentation.

**10. Subsequent events**

There have been no events subsequent to the financial year end with a significant impact on the financial statements for the year ended 30<sup>th</sup> June 2024.

**BARINGO HIGH SCHOOL**  
**ANNUAL REPORT AND FINANCIAL STATEMENTS**  
**FOR THE YEAR ENDED 30<sup>TH</sup> JUNE 2024**

**11. Notes To The Financial Statements**

**1 Government Grants for Tuition**

Description	2024 Kshs	2023 Kshs
Tuition Grants	-	-
Exercise Books	-	-
Laboratory Equipment	-	-
Internal Exams	-	-
Teaching / Learning Materials	3,061,036.60	3,045,271.75
Others (specify)*	-	-
<b>Total</b>	<b>3,061,036.60</b>	<b>3,045,271.75</b>

*\*Include others as per MOE circulars*

**2 Government Grants for Operations**

Description	2024 Kshs	2023 Kshs
Personnel Emoluments	3,746,609.48	-
Repairs And Maintenance	2,990,400.00	4,465,000.00
Grants	-	3,000,000.00
Electricity And Water	2,051,512.08	-
Medical	1,001,250.00	-
Other Votes (LTT, Adm, PE & EWC)	-	8,172,609.50
Activity	988,987.00	-
Infrastructure	3,576,440.00	-
Administration	1,023,197.68	-
Local Transport and Travel	1,193,730.46	-
<b>Total</b>	<b>16,572,126.70</b>	<b>16,494,946.00</b>

*\*Include others as per MOE circulars*

**3 Government Grants for infrastructure**

Description	2024 Kshs	2023 Kshs
Maintenance & Improvement	1,848,000.00	-
Transition infrastructure grants	3,000,000.00	-
Other (specify)(NGCDF and County govt.	-	-

**BARINGO HIGH SCHOOL**  
**ANNUAL REPORT AND FINANCIAL STATEMENTS**  
**FOR THE YEAR ENDED 30<sup>TH</sup> JUNE 2024**

Description	2024	2023
	Kshs	Kshs
<b>Total</b>	<b>4,848,000.00</b>	<b>-</b>

**4 School Fund Income -Parents Contribution/Fees**

Description	2024	2023
	Kshs	Kshs
Personnel emoluments	11,904,812.60	-
Repairs and maintenance	2,673,527.00	2,488,184.00
Local transport and travel	3,554,299.00	-
Electricity Water and conservancy	9,333,860.00	-
Medical	999.93	-
Uniforms	-	7,352,636.00
Administration	5,569,741.00	-
Activity	1,913,750.00	1,322,849.00
Fee on Boarding Equipment and stores	33,088,830.00	-
Fees arrears recovered	10,384,642.00	-
Prepaid fees	981,133.28	-
<b>Total</b>	<b>79,405,595.41</b>	<b>11,163,669.00</b>

*\*Includes all levies charged by the school outside the fees structure but by mutual agreement with the parents.*

**5 School Fund - Other Incomes**

Description	2024	2023
	Kshs	Kshs
Rent Income	-	-
Income From Farming Activities	856,950.00	652,446.00
Boarding	-	43,668,227.50
Income From Bus Hire	135,000.00	561,500.00
Fee For Hire of Ground and Equipment	-	-
Tender	76,000.00	112,000.00
Dividends Income	-	-
Meal provision programme	-	46,000.00
Other Income (LT&T, EWC Adm & PE)	-	29,996,002.00
<b>Total</b>	<b>1,067,950.00</b>	<b>75,036,175.50</b>

*(Include an explanation on the kind and source of grants/ donations received by the school.)*

*\*Ensure proper authorization from MOE before obtaining loans/borrowings.*

*\*Indicate what other income relates to including income arising from write backs if any.*

**BARINGO HIGH SCHOOL**  
**ANNUAL REPORT AND FINANCIAL STATEMENTS**  
**FOR THE YEAR ENDED 30<sup>TH</sup> JUNE 2024**

**Notes to the Financial Statements (continued)**

**6 Tuition**

Description	2024	2023
	Kshs	Kshs
Exercise Books	-	-
Tuition Grants	-	-
Reference materials	-	-
Laboratory Equipment	-	-
Teaching / Learning Materials	2,387,730.00	2,709,751.05
Exams And Assessment	-	-
Creditors paid	54,600.00	-
Bank Charges	-	-
Others ( <i>specify</i> )	-	-
<b>Total</b>	<b>2,442,330.00</b>	<b>2,709,751.05</b>

**7 Operations**

Description	2024	2023
	Kshs	Kshs
Personnel Emoluments	6,597,097.00	-
Service Gratuity	-	-
Administration Cost	1,083,980.00	537,760.00
Repairs And Maintenance & Improvements	961,450.00	-
Local Transport / Travelling	1,713,716.00	-
E W & C	2,348,089.00	-
Maintenance and Improvement	78,822.00	-
Other Votes	-	9,812,978.00
Medical	178,200.00	110,890.00
Activity Expenses	299,610.00	555,184.00
Medical & Insurance	292,140.00	-
Infrastructure Grants	4,497,618.50	-
Others ( <i>specify</i> )	-	-
<b>Total</b>	<b>18,713,042.50</b>	<b>11,016,812.00</b>

**BARINGO HIGH SCHOOL**  
**ANNUAL REPORT AND FINANCIAL STATEMENTS**  
**FOR THE YEAR ENDED 30<sup>TH</sup> JUNE 2024**

**Notes to the Financial Statements (continued)**

**8 Infrastructure**

Description	2024 Kshs	2023 Kshs
Construction of Dining Hall	2,774,111.00	-
Construction of laboratory	-	-
Construction of dormitory	-	-
Purchase of furniture	-	-
Purchase of equipment	-	-
Others (specify)	-	-
<b>Total</b>	<b>2,774,111.00</b>	<b>-</b>

**9 Boarding and School Fund**

Description	2024 Kshs	2023 Kshs
Personnel Emoluments	4,687,041.00	-
Refunds	-	5,912,667.00
Repairs And Maintenance & Improvements	1,560,363.00	9,291.00
Prepayments	167,779.00	-
Local transport and travel	8,133,804.00	-
E W & C	3,293,440.00	-
Bus Hire	598,250.00	125,000.00
Medical Expenses	30,500.00	458,075.00
Activity	1,398,309.00	2,456,657.00
Administration	11,923,956.00	169,950.00
Expenses On Income Generating Activities - Farm	730,700.00	1,114,110.00
Fee On Boarding Equipment and Stores	35,137,766.00	35,805,743.40
Bakery	5,000.00	-
Uniforms	-	7,352,636.00
Other Votes (LTT, EWC, Adm & PE)	-	30,101,951.73
Creditors Paid	5,866,200.00	-
Tender	114,000.00	14,000.00
Bank charges	2,400.00	-
Others (specify)	-	-
<b>Total</b>	<b>81,196,443.00</b>	<b>83,550,081.13</b>

*(Expenses on income generating activities\*\* should include all costs relating to the school earnings on miscellaneous receipts as recorded in note 5. These costs should include farm maintenance, posho mill maintenance, ground maintenance and costs incurred during hire of school bus among others).*

**BARINGO HIGH SCHOOL**  
**ANNUAL REPORT AND FINANCIAL STATEMENTS**  
**FOR THE YEAR ENDED 30<sup>TH</sup> JUNE 2024**

**Notes to the Financial Statements (continued)**

**10 Bank Accounts**

Account Name & Currency	Status Active/Dormant	Bank Account Number	2024	2023
			Kshs	Kshs
Tuition Account	Active	Kcb -1105630986	1,090,956.45	472,249.85
Operations Account	Active	Kcb- 1105631583	4,874,735.40	7,015,651.20
School Fund Account/Boarding	Active	Kcb-1105628779	-	4,553,324.87
School fund - Kcb	Active	Kcb-1105628779	2,818,754.20	-
School fund – Equity	Active	1310260583573	642,067.08	-
School fund - Boresha	Active	50401256201	360,475.00	-
Income Generating Activities – Farm - Equity	Active	1310260992224	29,288.92	15,486.92
Infrastructural Account - KCB	Active	1139043471	2,512,691.50	438,802.50
<b>Total</b>			<b>12,328,968.55</b>	<b>12,495,515.34</b>

**11 Cash In Hand**

Description	2024	2023
	Kshs	Kshs
Farm a/c – IGA	20,000.00	12,802.00
Operation a/c	-	-
School Fund a/c	34,158.50	46,027.50
<b>Total</b>	<b>54,158.50</b>	<b>58,829.50</b>

**12 Short Term Investments**

Description	2024	2023
	Kshs	Kshs
Cooperative Shares	-	-
Treasury Bills	-	-
Fixed Deposit accounts	-	-
Other Investments	-	-
<b>Total</b>	<b>-</b>	<b>-</b>

**BARINGO HIGH SCHOOL**  
**ANNUAL REPORT AND FINANCIAL STATEMENTS**  
**FOR THE YEAR ENDED 30<sup>TH</sup> JUNE 2024**

**Notes to the Financial Statements (continued)**

**13 Accounts Receivable**

Description	2024	2023
	Kshs	Kshs
Fees Arrears	38,753,712.44	38,753,712.44
<b>Other Non-Fees Receivables</b>		
Salary Advances (list/schedule attached)	-	-
Imprest (list/schedule attached)	-	-
Rent arrears(list/schedule attached)	-	-
<b>Total</b>	<b>38,753,712.44</b>	<b>38,753,712.44</b>

**13 b Ageing Analysis of Accounts Receivable**

Description	2024		2023	
	Kshs	% of the total	Kshs	% of the total
	<b>2024</b>	<b>% of the total</b>	<b>2023</b>	<b>% of the total</b>
Less than 1 year	-	-%	16,938,892.00	44%
Between 1- 2 years	16,938,892.00	44%	21,814,820.44	56%
Between 2-3 years	21,814,820.44	56%	-	%
Over 3 years	-	%	-	%
<b>Total (should tie to note 13 a)</b>	<b>38,753,712.44</b>	<b>100%</b>	<b>38,753,712.44</b>	<b>100%</b>

**14 Accounts Payable**

Description	2024	2023
	Kshs	Kshs
Trade Creditors (See Ageing Below and Appendix 1)	9,187,484.40	9,187,484.40
Prepaid Fees	11,616,523.55	11,616,523.55
Retention Monies	-	-
Unpaid salaries and statutory deductions	-	-
Caution money	-	-
Other payables ( <i>specify</i> )	-	-
<b>Total</b>	<b>20,804,007.95</b>	<b>20,804,007.95</b>

**BARINGO HIGH SCHOOL**  
**ANNUAL REPORT AND FINANCIAL STATEMENTS**  
**FOR THE YEAR ENDED 30<sup>TH</sup> JUNE 2024**

**Notes to the Financial Statements (continued)**

**14a. Ageing Analysis of Accounts Payable**

Description	2024		2023	
	Kshs		Kshs	
	2024	% of the total	2023	% of the total
Less than 1 year	-	%	8,286,185.00	90%
Between 1- 2 years	8,286,185.00	90%	901,299.40	10%
Between 2-3 years	901,299.40	10%	-	%
Over 3 years	-	%	-	%
<b>Total (should tie to note 14)</b>	<b>9,187,484.40</b>	<b>100%</b>	<b>9,187,484.40</b>	<b>100%</b>

**15 Fund Balance Brought Forward**

Description	2024		2023	
	Kshs		Kshs	
Bank Balances	12,495,515.35		8,149,039.27	
Cash Balances	58,829.50		27,315.50	
Short Term Investments	-		-	
Receivables	38,753,712.44		28,137,737.44	
Payables	(20,804,007.95)		(14,273,460.95)	
<b>Total</b>	<b>30,504,049.33</b>		<b>22,040,631.26</b>	

**BARINGO HIGH SCHOOL**  
**ANNUAL REPORT AND FINANCIAL STATEMENTS**  
**FOR THE YEAR ENDED 30<sup>TH</sup> JUNE 2024**

**Other important disclosure notes**

IPSAS Cash Standard encourages an entity to disclose accrual related information in relation to an entity's assets and liabilities. The notes outlined below are disclosure notes in relation to the school's non- financial assets and liabilities.

**16 Non-current Liabilities Summary**

Description	2024 Kshs	2023 Kshs
Bank Loans	-	-
Outstanding Leases	-	-
Hire Purchase	-	-
Gratuity And Leave Provision	-	-
Others (specify)	-	-
<b>Total</b>	-	-

**17 Biological assets**

Description	Numbers	2024 Kshs	2023 Kshs
Cattle	33	990,000.00	-
Goats	0	-	-
Trees	7,170	14,340,000.00	-
Coffee Or Tea Plantation	0	-	-
Poultry	0	-	-
Others (specify)	0	-	-
<b>Total</b>	<b>7,203</b>	<b>15,330,000.00</b>	-

**18 Borrowings**

Description	Kshs	Kshs
Borrowings at beginning of the year	-	-
Borrowings during the year	-	-
Repayments during the year	-	-
<b>Balance at the end of the year</b>	-	-

**BARINGO HIGH SCHOOL**  
**ANNUAL REPORT AND FINANCIAL STATEMENTS**  
**FOR THE YEAR ENDED 30<sup>TH</sup> JUNE 2024**

---

**Other important disclosure notes**

**19 Stock/ Inventory**

Description	2024	2023
	Kshs	Kshs
Food stuffs	12,478,513.00	12,871,975.64
Lab consumables	-	-
Farm produce	-	-
Medication	-	-
Construction Materials	-	-
Others (specify)	-	-
	<b>12,478,513.00</b>	<b>12,871,975.64</b>

*(Stock to be measured at lower of cost and net realisable value. Net realisable value is the difference between selling costs less costs to sell)*

**BARINGO HIGH SCHOOL**  
**ANNUAL REPORT AND FINANCIAL STATEMENTS**  
**FOR THE YEAR ENDED 30<sup>TH</sup> JUNE 2024**


---

**20 Progress on Follow Up Of Auditor Recommendations**

The following is the summary of issues raised by the external auditor, and management comments that were provided to the auditor.

Ref No.	Issue / Observations from Auditor	Management comments	Status: (Resolved / Not Resolved)	Timeframe: (Put a date when you expect the issue to be resolved)

Mr Kiptoo Kimosop

  
 -----  
 Sign and Date      18/06/2025  
 Principal

**BARINGO HIGH SCHOOL**  
**ANNUAL REPORT AND FINANCIAL STATEMENTS**  
**FOR THE YEAR ENDED 30<sup>TH</sup> JUNE 2024**

**12. Annexes**

**Annex I - Analysis of Pending Accounts Payable**

Supplier Of Goods Or Services	Original Amount	Date Contracted	Amount Paid To-Date	Outstanding Balance Current FY 2024	Outstanding Balance Comparative 2023
	Kshs	Kshs	Kshs	Kshs	Kshs
<b>Construction Of Buildings</b>					
1. Sokonin Hard Ware	400,000.00	30/6/2024		400,000.00	505,260
<b>Sub-Total</b>	<b>400,000.00</b>			<b>400,000.00</b>	<b>505,260</b>
<b>Supply Of Goods</b>					
2. Mary chepkonga	-			-	171,729
3. Lurkspur Enterprises	-			-	3,280,546
4. Newry Farm	500,000.00	30/6/2024		500,000.00	572,160
5. Vespasian	-			-	54,600
6. Valley Confectionery	1,500,000.00	30/6/2024		1,500,000.00	1,500,000
7. Star Butchery	500,000.00	30/6/2024		500,000.00	890,840
8. Moetech Enterprises	500,000.00	30/6/2024		500,000.00	-
9. Isaac Kimuge	114,304.00	30/6/2024		114,304.00	
10. Naivas Limited	1,546,985	30/6/2024		1,546,985	-
11. Redt Printers	-			-	80,530
12. Beatrice Ayub	-			-	68,190
13. Beven Investment	90,000.00	30/6/2024		90,000.00	

**BARINGO HIGH SCHOOL**  
**ANNUAL REPORT AND FINANCIAL STATEMENTS**  
**FOR THE YEAR ENDED 30<sup>TH</sup> JUNE 2024**

Supplier Of Goods Or Services	Original Amount	Date Contracted	Amount Paid To-Date	Outstanding Balance Current Y. 2024	Outstanding Balance Comparative
14. Educare Phama	-			-	76,530
15. Chefko Company	-			-	324,100
16. Static Distributor	-			-	271,900
17. Kennedo Enterprise	368,200.00	30/6/2024		368,200.00	-
18. Beven Investments	-			-	76,900
19. Talil	-			-	410,400
20. Ravine Power Elect	-			-	32,500
21. CIC Insurance	60,642.00	30/6/2024		60,642.00	
22. Esther Kertich	224,600.00	30/6/2024		224,600.00	
23. Mercy Kurgat	270,000.00	30/6/2024		270,000.00	
24. Damjos Stores	1,500,000	30/6/2024		1,500,000	
25. Gilbert mengich	165,000.00	30/6/2024		165,000.00	
26. Sugarland Stores	800,000.00	30/6/2024		800,000.00	
27. Labo Rav	450,000.00	30/6/2024		450,000.00	
<b>Sub-Total</b>	<b>8,589,731.00</b>			<b>8,589,731.00</b>	<b>7,780,925</b>
<b>Grand Total</b>	<b>8,989,731.00</b>			<b>8,989,731.00</b>	<b>8,286,185</b>

**BARINGO HIGH SCHOOL**  
**ANNUAL REPORT AND FINANCIAL STATEMENTS**  
**FOR THE YEAR ENDED 30<sup>TH</sup> JUNE 2024**

**Annex 2 – Summary of Fixed Assets Register**

Asset Class	Numbers	Historical Cost b/f (Kshs) 1 <sup>st</sup> July 2023	Additions during the year (Kshs)	Disposals during the year (Kshs)	Historical Cost c/f (Kshs) 30 <sup>th</sup> June 2024
Land	<b>33.38 ha</b>	267,040,000.00	-	-	267,040,000.00
Buildings And Structures	<b>42</b>	150,000,000.00			2150,000,000.00
Motor Vehicles	<b>3</b>	14,000,000.00			14,000,000.00
Office Equipment, Furniture And Fittings	<b>3,120</b>	15,600,000.00			15,600,000.00
Textbooks	<b>43,397</b>	21,698,500.00			21,698,500.00
ICT Equipment	<b>2</b>	1,200,000.00			1,200,000.00
Tools And Apparatus	<b>18</b>	54,000.00			54,000.00
Other Machinery And Equipment	<b>1</b>	1,700,000.00			1,700,000.00
Heritage And Cultural Assets		-	-	-	-
Intangible Assets- Soft Ware	<b>3</b>	700,000.00			700,000.00
<b>Total</b>		<b>471,,992,500.00</b>			<b>471,992,500.00</b>

*(The school should ensure that a detailed fixed assets register is maintained).*

<b>TRIAL BALANCE AS AT 30TH JUNE 2024</b>			
		<b>DR</b>	<b>CR</b>
<b>Cash and Cash equivalents</b>			
	Bank Balances	12,328,968.55	
	Cash Balances	54,158.50	
	Short term investments	-	
	Receivables	38,753,712.44	
<b>Payments</b>			
	Payments for Tuition	2,442,330.00	
	Payments for operations	18,713,042.50	
	Payments Infrastructure	2,774,111.00	
	Boarding and school fund payments	81,196,443.00	
<b>Receipts</b>	Capitation grants for tuition		3,061,036.60
	Capitation grants for operations		16,572,126.70
	Capitation Grants Infrastructure		4,848,000.00
	School Fund Income- Parents' Contributions		79,405,595.41
	School Fund Income- Other receipts		1,067,950.00
	Proceeds from borrowings		
			20,804,007.95
Payables			-
Prior Year Adjustment			30,504,049.33
<b>Fund Balance b/f</b>			
<b>TOTAL</b>		<b>156,262,765.99</b>	<b>156,262,765.99</b>