

REPUBLIC OF KENYA



Enhancing Accountability

REPORT THE NATIONAL ASSEMBLY
PAPERS LAID

DATE: 05 JUN 2025

DAY.

PARLIAMENT
OF KENYA
LIBRARY

OF

TABLED
BY:

DEPUTY MAJORITY

WHIP

CLERK-AT
THE-TABLE:

CHRISTINE NDIRITU

THE AUDITOR-GENERAL

ON

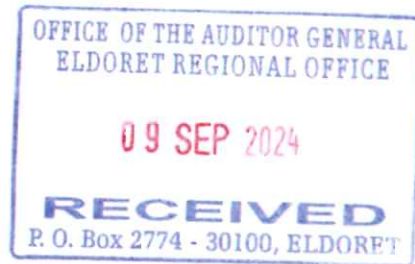
**MOI GIRLS' HIGH SCHOOL
ELDORET**

**FOR THE YEAR ENDED
30 JUNE, 2023**

UASIN GISHU COUNTY



Revised 30th June 2023.



MOI GIRLS' HIGH SCHOOL - ELDORET

ANNUAL REPORT AND FINANCIAL STATEMENTS

**FOR THE FINANCIAL YEAR ENDED
30TH JUNE 2023**

Prepared in accordance with the Cash Basis of Accounting Method under the International Public Sector Accounting Standards (IPSAS)

(Leave this page blank)

Table of Contents	Page
1. Acronyms and Glossary of Terms	ii
2. Key School Information and Management	iii
3. Summary Report of Performance of The School	viii
4. Statement of School Management Responsibility.....	xvii
5. Report Of The Independent Auditors (<i>To be attached</i>).....	xviii
6. Statement Of Receipts and Payments For the Year Ended 30 th June 2023.....	1
7. Statement of Assets and Liabilities As At 30 th June 2023	2
8. Statement of Cash Flows for the Year Ended 30 th June 2023	3
9. Statement Of Budgeted Versus Actual Amounts for The Year Ended 30 th June 2023.....	5
10. Significant Accounting Policies.....	9
11. Notes To The Financial Statements.....	11
12. Annexes.....	21

1. Acronyms and Glossary of Terms

BOM	Board of Management
CEB	County Education Board
IPSAS	International Public Sector Accounting Standards
KCSE	Kenya Certificate of Secondary Education
PFM	Public Finance Management
PSASB	Public Sector Accounting Standards Board
FY	Financial Year
FDSE	

2. Key School Information and Management

(a) Background information

The school is domiciled in Kenya and its operations are governed under the Basic Education Act, 2013. It is located in **Uasin Gishu County, Ainabkoi Sub-County and Kapsoya ward.**

The school is under registration number **27S300001017** and is currently categorized as a **National public school** established, owned or operated by the Government

The school is a Girls boarding school and had **1723 students as at 30th June 2023.** **Number of students who sat KCSE in November/ December 2022 was 390.** The school has **9 streams** and **97 teachers** of which **6** are employed by the School Board of Management.

(b) School Board of Management - Board Members

The School Board of Management established under Section 55 of the Basic Education Act, 2013; is composed of the following members:

Ref:	Name of Board Member	Designation	Date of appointment
1	Mrs. Esther Koimet	Chairperson	06/07/2022
2	Rev. Benard Kosgei	Vice chairperson	06/07/2022
3	Mrs. Juliana Kirui	Secretary/ Chief Principal	06/07/2022
4	Mr. Philip Towett	Member	06/07/2022
5	Ms. Chepseba Victoria	Member	06/07/2022
6	Eng. David Ngure	Member	06/07/2022
7	Mrs. Nancy Karoki	Member	06/07/2022
8	Mr. Patrick Sirengo	Member	06/07/2022
9	Mr. John Ken Agutu	Member	06/07/2022
10	Mr. Sam Shollei	Member	06/07/2022
11	Rev. Khaoya Edward	Member	06/07/2022
12	Eng. Collins Kipkoech	Member	06/07/2022
13	Mr. David Ngure	Member	06/07/2022
14	Prof. John Changach	Member	06/07/2022
15	CPA Millicent Okonjo	Member	06/07/2022
16	Mr. Anthony Biwott	Member	06/07/2022

The functions of the School Board of Management are to:

- Promote the best interests of the School and ensure its development.
- Promote quality education for all pupils in accordance with the standards set under the Basic Education Act, 2013.
- Ensure and assure the provision of proper and adequate facilities for the School.
- Manage the School's affairs in accordance with the rules and regulations governing occupational safety and health.
- Advise the County Education Board on the staffing needs of the School.
- Determine cases of pupils' discipline and make reports to the CEB.
- Prepare comprehensive termly report on all areas of its mandate and submit the report to CEB.
- Administer and manage the resources of the School.
- Receive, collect and account for any funds accruing to the institution in accordance with Article 226 (1) (a) of the Constitution of Kenya, Section 81 of the Public Finance Management Act, 2012 and the Fourth Schedule para 21 and 23 of the Basic Education Act, 2013.

(c) Committees of the Board

Ref	Name of Committee	Names of Members	Designation	Number of meetings attended during the year
1	Executive Committee	Dr. Esther Koimet Mrs Juliana Kirui Prof Changach John Rev. Benard Kosgey Mrs. Victoria Chepseba	Chairperson Secretary Member Member Member	6
2	Audit Committee	Mr. Sam Shollei Mr. Sirengo Patrick Mr. Towett Phillip Rev Edward Khaoya Ms Faith Boinet	Chairperson Secretary Member Member Member	1

MOI GIRLS' HIGH SCHOOL – ELDORET
PUBLIC NATIONAL SCHOOL

Annual Report and Financial Statements For the year ended 30th June 2023

3	Finance, procurement and general-purpose Committee	Ms Millicent Okonjo Eng David Ngure Rev Benard Kosget Eng. Collins Kipkoech Mrs Victoria Chepseba	Chairperson Secretary Member Member Member	3
4	School infrastructure/ Resource Mobilization Committee	Rev Benard Kosgey Prof John Changach Mrs Juliana Kirui Mr Ngure David Eng Collins Kipkoech SCDE Mr Sam Shollei	Chairman Secretary Member Member Member Member Member	9
5	Academic, standards, quality and environmental Committee	Mr Anthony Biwott Prof John Changach Mr Sirengo Parick Mr Agutu John Mr Phillip Towett Mrs Beatrice Bett	Chairperson Secretary Member Member Member Member	2
6	Discipline, Ethics and integrity/ Human rights and student welfare Committee	Ms Nancy Karoki Ms Victoria Chepseba Dr Clement Minde Prof John Changach Mr Ken Agutu	Chairperson Secretary Member Member Member	2

(d) School operation Management

For the financial year ended 30th June 2023 the School day-to-day management was under the following persons:

Ref:	Designation	Name	TSC Number
1	Principal	Mrs Juliana Kirui	313191
2	Deputy Principal-Administration	Mrs Jemimah Maritim	254930
3	Deputy Principal-Academics	Mr Phelix Samkul	389182
4	School Finance Officer	Mr. David Limo	Emp. No: E106

(e) Schools contacts

Post Office Box: P.O Box 140- 30100, Eldoret
Mobile Number: 0721969756
E-mail: admin@moigirlseldoret.ac.ke
Website: www.moigirlseldoret.ac.ke

(f) School Bankers

1. Name of Bank: KCB
Branch: Eldoret West
Account Number: 1103426397
Purpose: Tuition Account
2. Name of Bank: KCB
Branch: Eldoret West
Account Number: 1103467638
Purpose: Operation Account
3. Name of Bank: KCB
Branch: Eldoret West
Account Number: 1230989854
Purpose: SIDP Account- Infrastructure
4. Name of Bank: ABSA
Branch: Eldoret
Account Number: 0031184762
Purpose: School fund Account
5. Name of Bank: Standard Chartered Bank
Branch: Eldoret
Account Number: 0102015079400
Purpose: Income Generating Activities (IGA)

- | | |
|------------------------|---|
| 6. Name of Bank: | Standard Chartered Bank |
| Branch: | Eldoret |
| Account Number: | 0152015079400 |
| Purpose | Savings Account |
| 7. Name of Bank: | KCB |
| Branch: | Eldoret |
| Account Number: | 1254966641 |
| Purpose | School Fund Account |
| 8. MPESA Pay Bill No.: | Business Number: 630930,
Account Number: 0031184762
Attached to ABSA bank |

(g) Independent Auditors

Office of the Auditor General
Anniversary Towers, University Way
P.O. Box 30084
GPO 00100
Nairobi, Kenya

3. Summary Report of Performance of The School

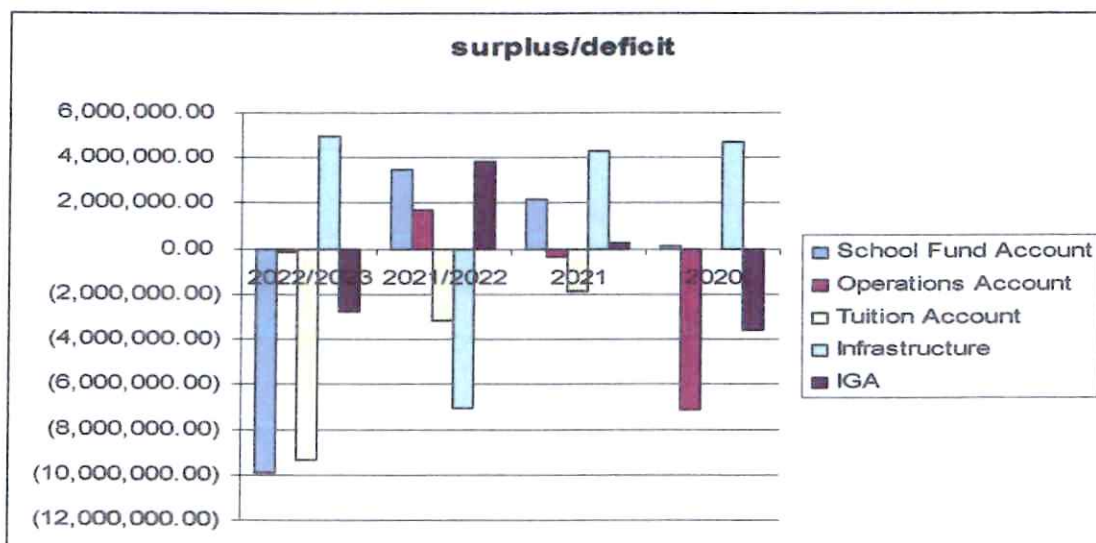
The following is a summary report of the performance of the school against the set performance evaluation criteria:

a) Financial performance:

Under this section, it reflects the actual financial performance trend for the last three years. period between 1st January 2021 to 30th June 2021 covers a period of 6months while 1st July - 30th June 2023 covers a period of 12 months and 1st July 2022 to 30th June 2023 covers the period of 12 months is summarized as follows:

SURPLUS/DEFICIT FOR THE YEAR AND A COMPARISON OF THE SAME FOR THE LAST FOUR YEARS					
SNO	ACCOUNTS	2022/2023	2021/2022	2021	2020
		Kshs Cts	Kshs Cts	Kshs Cts	Kshs Cts
1	School Fund Account	(9,909,679.52)	3,442,143.00	2,158,237.30	80,823.00
2	Operations Account	(138,330.95)	1,660,654.20	(363,830.00)	(7,167,250.75)
3	Tuition Account	(9,348,555.69)	(3,170,190.22)	(1,840,076.00)	(1,769.00)
4	Infrastructure	4,990,463.40	(7,068,043.50)	4,277,000.00	4,697,041.46
5	IGA	(2,755,159.30)	3,840,462.00	282,162.00	(3,595,146.20)
	TOTAL	(17,161,262.06)	(1,294,974.52)	4,513,493.30	(5,986,301.49)
	Increase/Decrease	(15,866,287.54)	(5,808,467.82)	10,499,794.79	19,275,224.00

Trend Over the Last Three Years

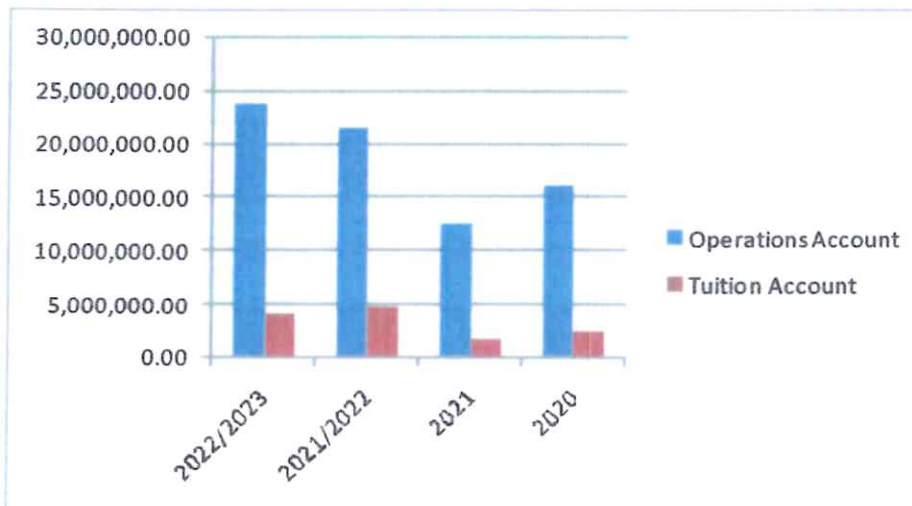


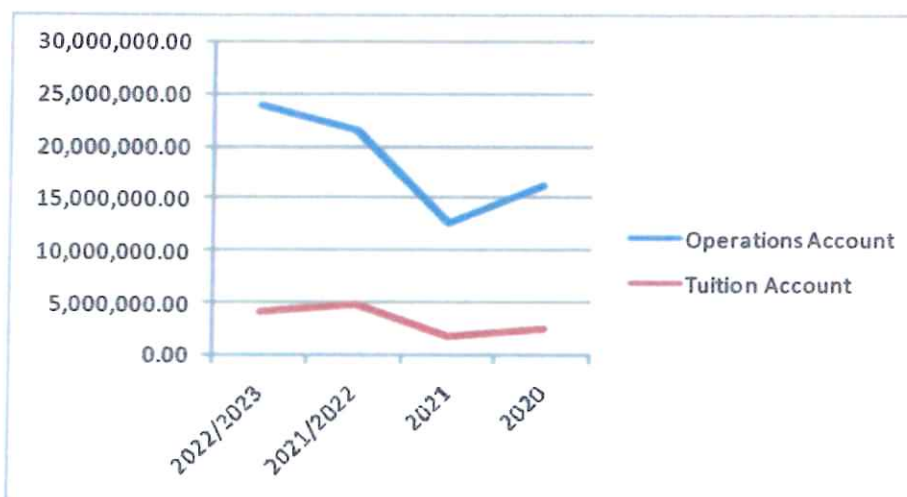
The Surplus for the year ended 30th June 2022 reduced from Kshs. 4,513,493.30 in 2021 to a deficit of Kshs. 1,294,974.52. This was due to inflation and change of term dates. Also disbursement of FDSE funds was irregular and effects of Covid-19 were still affecting normal operations.

The deficit for the year ended 30th June 2023 increased by Kshs. 15,866,287.54. This was due to inflation and also disbursement of FDSE funds was irregular

CAPITATION GRANTS FROM THE MINISTRY OF EDUCATION FOR THE LAST THREE YEARS					
SNO	ACCOUNTS	2022/2023	2021/2022	2021	2020
		Kshs Cts	Kshs Cts	Kshs Cts	Kshs Cts
1	Operations Account	28,530,629.35	21,541,308.80	12,525,055.55	16,117,821.60
2	Tuition Account	4,188,170.00	4,927,429.00	1,853,147.75	2,571,571.00
	Total	32,718,799.35	26,468,737.80	14,378,203.30	18,689,392.60
	Increase/Decrease	6,250,061.55	12,090,534.50	-4,311,189.30	-6,965,896.00
	No of Students	1723	1629	1596	1489
	Ratio of Capitation per student	1:18989	1:16248	6.297222222	1:12551

Trend Over the Last Three Years



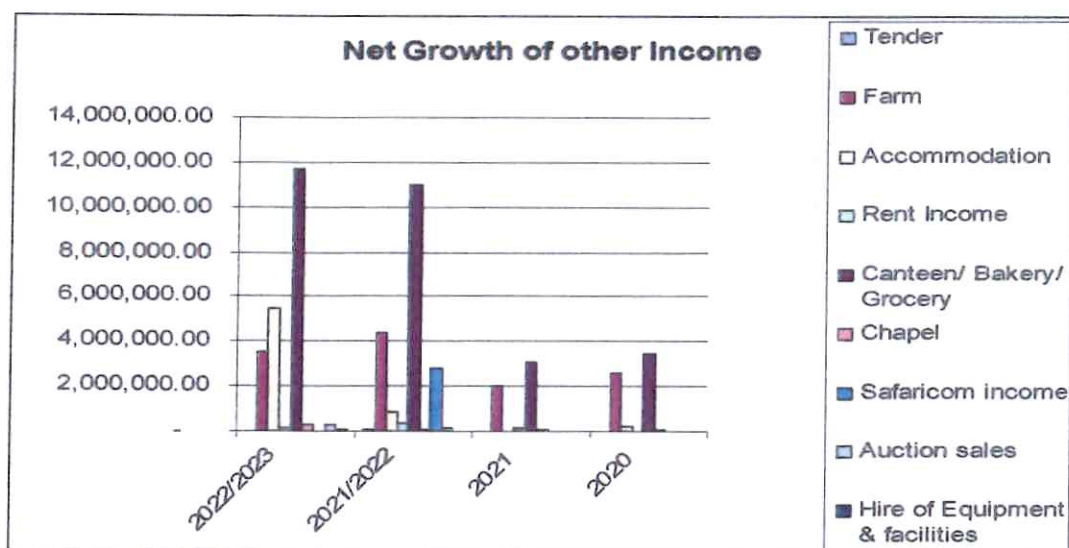


The capitation grant for the financial year 2022 was Kshs 26,468,737.80 as compared to Kshs 14,378,203.30 in the financial year 2021 representing an increase of Kshs 12,090,534.50. The net increase is mainly attributed by all students' receiving the capitation and increase in enrolment as shown in the ratio above.

The capitation ratio increased from Ksh 26,468,737.80 to Kshs 32,718,799.35 for the current year. This represented 19% increase in capitation ratio as compared to the previous years.

OVERVIEW OF NET GROWTH OF OTHER INCOME(S) (Note 21)					
SNO	ACCOUNTS	2022/2023	2021/2022	2021	2020
		KSHS	KSHS	KSHS	KSHS
1	Tender	-	105,000.00	6,000.00	-
2	Farm	3,510,122.50	4,375,099.90	2,027,364.60	2,617,674.50
3	Accommodation	5,449,330.00	880,650.00	14,500.00	225,000.00
4	Rent Income	174,950.00	371,800.00	171,900.00	-
5	Canteen/ Bakery/ Grocery	11,732,300.00	11,017,250.00	3,089,650.00	3,476,400.00
6	Chapel	298,100.00	68,700.00	92,500.00	70,000.00
7	Safaricom income	-	2,778,815.00	-	-
8	Auction sales	257,550.00	136,000.00	-	-
9	Hire of Equip. & facilities	40,000.00	-	-	-
	Total	21,462,352.50	19,733,314.90	5,401,914.60	6,389,074.50
	Increase/Decrease	1,729,037.60	14,331,400.30	(987,159.90)	(8,412,966.20)

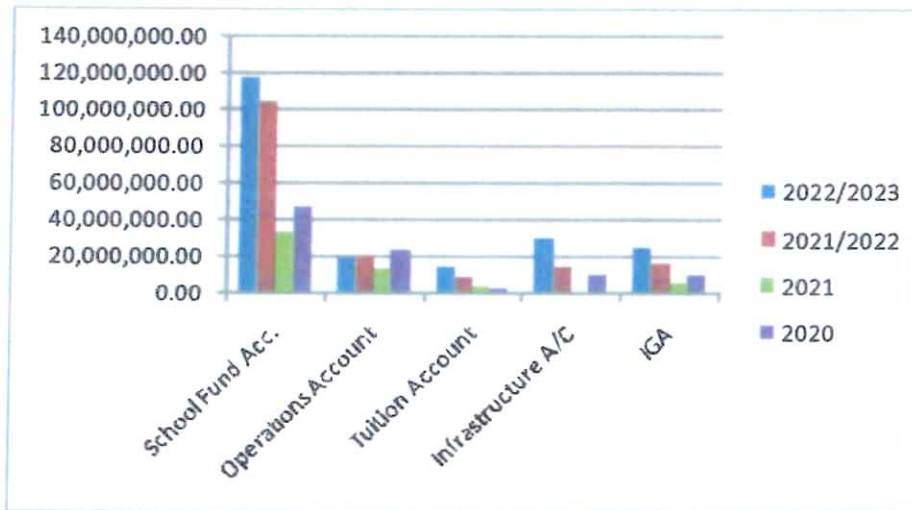
Trend Over the Last Three Years



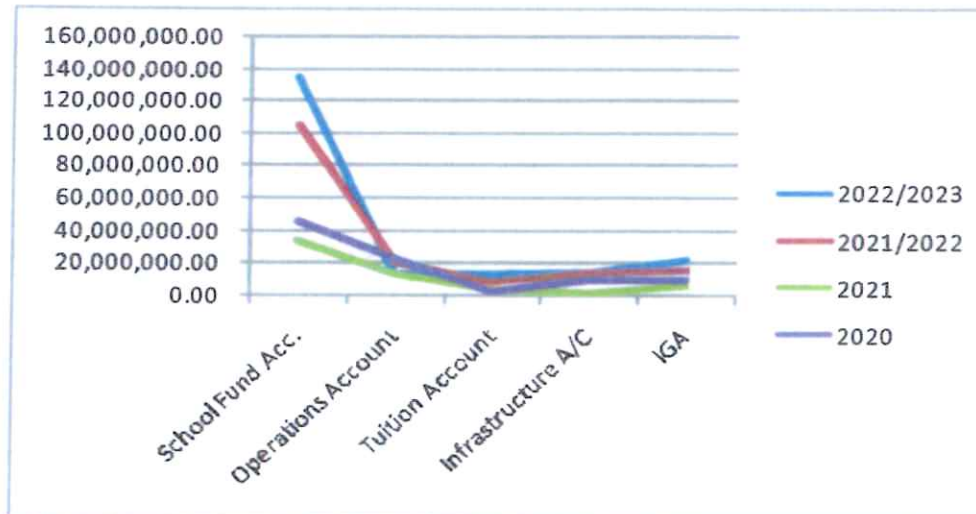
The net growth of other income generating activities for the financial year 2022 was Ksh 19,733,314.90 as compared to Kshs 5,401,914.60 in the financial year 2021 which represents an increase of Kshs 14,331,400.30. For the financial year 2023 the net growth increased by Kshs 1,729,037.60 which represents 8.05% increase.

OVERVIEW OF GROWTH IN EXPENDITURE OF THE SCHOOL					
SNO	ACCOUNTS	2022/2023	2021/2022	2021	2020
		Kshs Cts	Kshs Cts	Kshs Cts	Kshs Cts
1	School Fund Acc.	117,359,760.52	104,914,713.88	33,632,073.90	46,143,269.00
2	Operations Account	18,668,960.30	19,880,654.60	12,888,885.45	23,285,072.35
3	Tuition Account	13,536,725.69	8,097,619.22	3,693,223.60	2,573,340.00
4	Infrastructure A/C	29,551,931.60	14,251,043.50	685,500.00	9,857,519.45
5	IGA	24,181,036.80	15,892,852.90	5,684,081.65	10,061,600.70
	Total	203,298,414.91	163,036,884.10	56,583,764.60	91,920,801.50
	Increase/Decrease	40,261,530.81	106,453,119.50	(35,337,036.90)	(58,652,201.69)

Trend Over the Last Three Years



Trend Over the Last Three Years



In the financial year ended 30th June 2023, there was an increase in expenditure growth. Enrolment had also gone up and purchases especially food items increased significantly. Inflation pushed food prices up

MOVEMENT OF DEBTORS OF THE SCHOOL					
SNO		2022/2023	2021/2022	2021	2020
1	ACCOUNTS	Kshs Cts	Kshs Cts	Kshs Cts	Kshs Cts
a	School Fund	13,012,098.00	7,364,759.00	5,417,067.30	4,164,704.00
	Total	13,012,098.00	7,364,759.00	5,417,067.30	4,164,704.00
	Increase/Decrease	5,647,339.00	1,947,691.70	1,252,363.30	1,372,398.65

Trend Over the Last Three Years

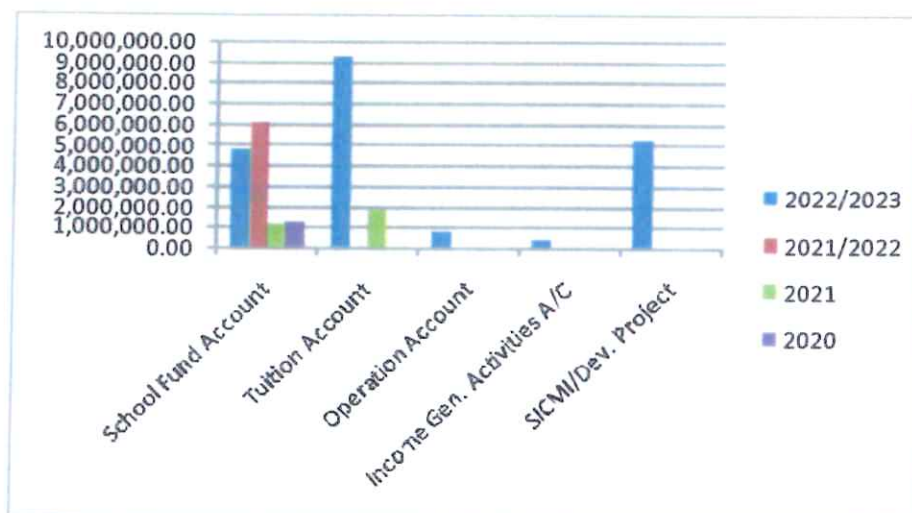


An increase in the accounts receivables of ksh 5,647,339.00 was recorded in the year. These represented 43.40% increase in the receivables.

The main contributors to the increase in total debtors is the students' having more fees balances.

MOVEMENT OF CREDITORS OF THE SCHOOL					
SNO	ACCOUNT	2022/2023	2021/2022	2021	2020
		Kshs	Kshs	(6months) Kshs	Kshs
1	School Fund Account	4,866,270.35	6,193,897.22	1,238,583.00	1,333,886.25
2	Tuition Account	9,343,988.89	-	1,838,977.00	-
3	Operation Account	857,113.00	-	-	-
4	Income Gen. Activities A/C	422,345.00	-	-	-
5	SICMI/Dev. Project	5,362,285.00	-	-	-
	Total	20,852,002.24	6,193,897.22	3,077,560.00	1,333,886.25
	Decrease/ Increase	14,658,105.02	3,116,337.22	1,743,673.75	(728,594.75)

Creditors



An increase in accounts payable of Ksh 1,743,673.73 was recorded in the year. These represented 70.29% increase in the accounts payable .

b) Teacher Student ratio:

Between the month of July 2022 and June 2023, the status of the teaching staff is as follows:

There are 91 teachers posted by the Teachers Service Commission and 6 recruited by the Board of Management. The teacher student ratio lies at 1: 18.

c) Mean score in the 2019,2020,2021 & 2021 KCSE:

YEAR	ENROLMENT	MEAN	TRANSITION	TRANSITION (%)	SCHOOL TARGET	COMMENTS
2022	390	10.059	388	99.74	11.0	Positive deviation of 2.9% in transition rate
2021	412	9.528	399	96.84	10.5	Negative deviation of 1.28% in transition rate and 0.158 in the mean grade.

2020	323	9.686	317	98.12	10.0	Positive deviation of 3.25% in transition rate and 0.019 in mean
2019	351	9.667	333	94.87	10.0	

d) Number of Candidates in the 2022,2021,2020 & 2019 KCSE:

Year	2022	2021	2020	2019
No. of Candidates	390	412	323	351

e) Capacity of the school:

Facility	Available	Capacity	Required	Comment
Dormitories	10	1754	1900	Not adequate
Ablutions	54	1350	1900	Not adequate
Laboratory	5	275	440	Not adequate
Libraries	Nil	-	1900	Not Available

f) Development projects carried out by the school:

Sno	Project	Year	Status	Amount	Fund Source
1	Perimeter wall (900m)	2018	Completed	19,353,650.00	P.A funds 2014-2015 Development fund
2	CCTV	2018	Phase 1 Phase 2 Total	5,305,200.00 1,278,450.00 6,583,650.00	Development Fund
3	Gate, gate house	2018	Complete	4,921,016.00	Maintenance & Improvement
4	Day Ablution block	2019	Complete	2,665,470.00	TIG, M&I Funds
5	Central catering unit	2022	complete	65,165,246.80	TIG, M&I Funds
6	CBC Classrooms	2022	Complete	557,429.00	MoE/CBC/ESP M&I funds
7	Sanatorium refurbishment	2023	Complete	3,000,000.00	Donor, M&I funds
8	Conversion of dining hall to Dormitory	2023	Complete	1,200,000.00	Donor, Development fund
9	Repair of labs, renovation	2023	Complete	15,500,000.00	PA/ Donation/ CDF/ Development fund.



 Date:

School Principal

4. Statement of School Management Responsibility

Section 81 (1) of the Public Finance Management Act, 2012 requires that, at the end of each financial year, each National Government School shall prepare financial statements in respect of that school. Section 81 (3) requires the financial statements so prepared to be in a form that complies with relevant accounting standards as prescribed by the Public Sector Accounting Standards Board (PSASB) of Kenya from time to time.

Schedule 4 (Section 23) of the Education Act, 2013 requires the Board of Management of a public institution of basic education to keep all proper books and records of accounts of the income, expenditure and assets of the institution.

The Board of Management of *Moi Girls* accepts responsibility for the school's financial statements, which have been prepared on the Cash Basis Method of Financial Reporting, using appropriate accounting policies in accordance with International Public Sector Accounting Standards (IPSAS).

The Board of Management is of the opinion that the school's financial statements give a true and fair view of the state of the school's transactions during the financial year ended 30th June, 2023, and of the school's financial position as at that date.

for 

.....
Name: **Dr. Esther Koimet**

Designation: Chairman, School Board of Management

Date: 5/8/2024.....


.....
★ Date: 5/8/2024

Name: **Mrs. Juliana Kirui**

Designation: School Principal & Secretary to Board of Management

Date: 5/8/2024.....


.....

Name: **Mr. David Limo**

Designation: Bursar/ Finance Officer

Date: 5/8/2024.....

REPUBLIC OF KENYA

Telephone: +254-(20) 3214000
Email: info@oagkenya.go.ke
Website: www.oagkenya.go.ke



OFFICE OF THE AUDITOR-GENERAL

Enhancing Accountability

HEADQUARTERS
Anniversary Towers
Monrovia Street
P.O Box 30084-00100
NAIROBI

REPORT OF THE AUDITOR-GENERAL ON MOI GIRLS' HIGH SCHOOL - ELDORET FOR THE YEAR ENDED 30 JUNE, 2023 – UASIN GISHU COUNTY

PREAMBLE

I draw your attention to the contents of my report which is in three parts:

- A. Report on the Financial Statements that considers whether the financial statements are fairly presented in accordance with the applicable financial reporting framework, accounting standards and the relevant laws and regulations that have a direct effect on the financial statements.
- B. Report on Lawfulness and Effectiveness in Use of Public Resources which considers compliance with applicable laws, regulations, policies, gazette notices, circulars, guidelines and manuals and whether public resources are applied in a prudent, efficient, economic, transparent and accountable manner to ensure Government achieves value for money and that such funds are applied for the intended purpose.
- C. Report on Effectiveness of Internal Controls, Risk Management and Governance which considers how the entity has instituted checks and balances to guide internal operations. This responds to the effectiveness of the governance structure, the risk management environment and the internal controls, developed and implemented by those charged with governance for orderly, efficient and effective operations of the entity.

An unmodified opinion does not necessarily mean that an entity has complied with all relevant laws and regulations and that its internal controls, risk management and governance systems are properly designed and were working effectively in the financial year under review.

The three parts of the report are aimed at addressing the statutory roles and responsibilities of the Auditor-General as provided by Article 229 of the Constitution, the Public Finance Management Act, 2012 and the Public Audit Act, 2015. The three parts of the report, when read together constitute the report of the Auditor-General.

REPORT ON THE FINANCIAL STATEMENTS

Qualified Opinion

I have audited the accompanying financial statements of Moi Girls' High School - Eldoret - Uasin Gishu County - set out on pages 1 to 20, which comprise of the statement of

Report of the Auditor-General on Moi Girls' High School - Eldoret for the year ended 30 June, 2023 – Uasin Gishu County

financial assets and financial liabilities as at 30 June, 2023, and the statement of receipts and payments, statement of cash flows and statement of budgeted versus actual amounts for the year then ended, and a summary of significant accounting policies and other explanatory information in accordance with the provisions of Article 229 of the Constitution of Kenya and Section 35 of the Public Audit Act, 2015. I have obtained all the information and explanations which, to the best of my knowledge and belief, were necessary for the purpose of the audit.

In my opinion, except for the effect of the matters described in the Basis for Qualified Opinion section of my report, the financial statements present fairly, in all material respects, the financial position of Moi Girls' High School – Eldoret as at 30 June, 2023, and of its financial performance and its cash flows for the year then ended, in accordance with International Public Sector Accounting Standards (Cash Basis) and comply with the Public Finance Management Act, 2012 and the Basic Education Act, 2013.

Basis for Qualified Opinion

1. Inaccuracies in the Financial Statement

The statement of receipts and payments and Note 4 to the financial statements reflects parents' contribution receipts amount of Kshs.107,450,080. Out of this amount, Management did not provide documentary evidence of an amount of Kshs.9,999,315 for review.

The statement of receipts and payments and Note 6 to the financial statements reflects payments for tuition amount of Kshs.13,536,726. However, supporting documents and schedules provided for review supported an amount of Kshs.4,192,736 resulting to an unexplained variance of Kshs.9,343,990.

The statement of receipts and payments and Note 7 to the financial statements reflects payments for operations amount of Kshs.18,668,960 which the School Management was not able to provide documentary evidence to support the payments.

Further, Note 9 to the financial statements reflect boarding and school fund payments balance of Kshs.141,409,717. However, review of supporting documents and schedule provided reflects an amount of Kshs.120,238,942 resulting to an unexplained variance of Kshs.21,170,775.

In the circumstances, the accuracy and completeness of the financial statement could not be confirmed.

2. Variances in Payable

The statement of financial assets and financial liabilities reflects payables balance of Kshs.28,119,886 as disclosed in Note 14 to the financial statements. However, the

balance varies with the amount of Kshs.27,686,315 reflected in the ledger and trial balance resulting to an unexplained and unreconciled variance of Kshs.433,571.

In the circumstances, the accuracy and completeness of trade payables balance of Kshs.28,119,886 could not be confirmed.

3. Cash and Cash Equivalent Balances

The statement of financial assets and liabilities and Note 10 to the financial statements reflect bank balances of Kshs.30,312,679. However, Management has not carried out bank reconciliations for the bank balances.

In addition, Note 11 to the financial statements reflect cash balance of Kshs.332,568 which was not supported with board of survey report.

In the circumstances, the existence, accuracy and completeness of cash and cash equivalents balance of Kshs.30,645,247 could not be confirmed.

In the circumstances, the accuracy and completeness of capitation grants for tuition and capitation grants for operations amounting to Kshs.4,188,170 and Kshs.18,530,629 respectively could not be confirmed.

The audit was conducted in accordance with International Standards of Supreme Audit Institutions (ISSAIs). I am independent of the of Moi Girls' High School - Eldoret Management in accordance with ISSAI 130 on Code of Ethics. I have fulfilled other ethical responsibilities in accordance with the ISSAI and in accordance with other ethical requirements applicable to performing audits of financial statements in Kenya. I believe that the audit evidence I have obtained is sufficient and appropriate to provide a basis for my qualified opinion.

Emphasis of Matter

Budgetary Control and Performance

The statement of budgeted versus actual amounts reflects final receipts budget and actual on a comparable basis amount of Kshs.165,197,110 and Kshs.141,093,284 respectively, resulting to an under-funding of Kshs.24,103,826 or 14% of the budget. However, the School spent a balance of Kshs.150,417,689 against actual receipts of Kshs.141,093,284 resulting to an over-utilization of Kshs.9,324,405 or 6% of actual receipts.

The under-funding and over-utilization affected the planned activities and may have impacted negatively on service delivery to the public.

My opinion is not modified in respect of this matter.

Key Audit Matters

Key audit matters are those matters that, in my professional judgment, are of most significance in the audit of the financial statements. There were no key audit matters to report in the year under review.

REPORT ON LAWFULNESS AND EFFECTIVENESS IN USE OF PUBLIC RESOURCES

Conclusion

As required by Article 229(6) of the Constitution, based on the audit procedures performed, except for the matters described in the Basis for Conclusion on Lawfulness and Effectiveness in Use of Public Resources section of my report, I confirm that, nothing else has come to my attention to cause me to believe that public resources have not been applied lawfully and in an effective way.

Basis for Conclusion

1. Under Funding of Capitation Grants

The statement of receipts and payments reflects capitation grants for tuition and capitation grants for operations of Kshs.4,188,170 and Kshs.18,530,629 respectively, as disclosed in Notes 1 and Note 2 to the financial statements. During the financial year, NEMIS reported a total number of one thousand six hundred and fourteen (1,614) students while the enrolment records provided by the School indicated a total number of one thousand seven hundred and twenty three (1,723) students, resulting to an unexplained variance of one hundred and nine (109) students. As a result, the School was under-funded by an amount of Kshs.1,900,125.

2. Procurement

2.1 Lack Procurement Plans and Procurement Professional

The School does not have a procurement plan contrary to Section 44(2) of the Public Procurement and Asset Disposal Act, 2015 which states "In the performance of the responsibility under Sub-Section (1), an accounting officer shall— (c) ensure procurement plans are prepared in conformity with the medium-term fiscal framework and fiscal policy objectives and Section 45(3) All procurement processes shall be— (a) within the approved budget of the procuring entity and shall be planned by the procuring entity concerned through an annual procurement plan."

Further, the School has not procured the services of a procurement professional contrary to Section 47 of the Public Procurement and Asset Disposal Act, 2015 which states that a procurement function shall be handled by procurement professionals whose qualifications are recognized in Kenya. Procurement function. (2) The head of the

procurement function shall among other functions under this Act, be responsible for rendering procurement professional advice to the accounting officer.

In the circumstances, Management was in breach of procurement laws and regulations.

2.2 Irregular Evaluation Process

Audit review revealed that the School awarded contracts to Eldo 2009 City and Beam Cleaners instead of Silverline Butcheries and Rentokil Initial against the recommendations of the tender evaluation committee. As a result, Eldo 2009 City was paid Kshs.2,187,180 for the supply of beef and beam cleaners was paid Kshs.330,400 for supply of sanitary services.

In the circumstances, Management was in breach of procurement laws and regulations.

3. Excess Supply of Books

During the year under review, the Ministry of Education distributed textbooks to public secondary schools through Kenya Institute of Curriculum Development (KICD). Examination of records revealed that the Institute distributed seven hundred and ninety-nine (799) titled "Inheritance" and eight hundred and thirty-nine (839) titled "Parliament of Owls" set books to the School. None of the books were issued to the students, resulting to an unexplained excess text books of one thousand six hundred and thirty-eight (1,638) books in the School store.

In the circumstances, value for money on the excess one thousand six hundred and thirty-eight (1,638) text books could not be confirmed.

3. Failure to Prepare School Improvement Plan

During the year under review, the School did not have an approved School Improvement Plan, contrary to Section 2.2 of the Ministry of Education Operation Manual for Utilization of Learner Capitation Grant and Other School Funds, which requires schools to identify in every three-year school improvement planning cycle, one priority area in each of the four key areas which include curriculum implementation, foundational literacy and numeracy outcomes, an enabling environment for learning and parental involvement and community engagement for implementation.

In the circumstances, Management was in breach of the law.

4. Late Submission of Financial Statements to the Auditor-General

During the year under review, Management submitted the financial statements to the Auditor-General on 12 March, 2024 instead of the statutory deadline of 30 September 2021/2022/2023. This was contrary to the Ministry of Education circular Ref.MOE/DSAS/FIN/17/1/17 dated 19 August, 2021 which stated that the School's

financial statements should be ready by 30 September, 2021 in compliance with Section 81 of the Public Finance Management Act, 2012 on preparation of the financial statements.

In the circumstances, Management was in breach of the law.

The audit was conducted in accordance with ISSAI 4000. The standard requires that I comply with ethical requirements and plan and perform the audit to obtain assurance about whether the activities, financial transactions and information reflected in the financial statements are in compliance, in all material respects, with the authorities that govern them. I believe that the audit evidence I have obtained is sufficient and appropriate to provide a basis for my conclusion.

REPORT ON EFFECTIVENESS OF INTERNAL CONTROLS, RISK MANAGEMENT AND GOVERNANCE

Conclusion

As required by Section 7(1)(a) of the Public Audit Act, 2015, based on the audit procedures performed, except for the matter described in the Basis for Conclusion on Effectiveness of Internal Controls, Risk Management and Governance section of my report, I confirm that, nothing else has come to my attention to cause me to believe that internal controls, risk management and overall governance were not effective.

Basis for Conclusion

1. Lack of Ownership Documents

Annex 2 to the financial statements reflects summary of fixed assets register balance of Kshs.4,858,950,000 in respect of fixed assets which includes land with a balance of Kshs.3,535,000,000. However, land ownership documents were not provided for audit. In addition, the School does not maintain a detailed and comprehensive Fixed Asset Register (FAR) in accordance with the instructions provided at Annex 2 to the financial statements.

The assets listing provided for review did not indicate the date of acquisition, detailed serial and tagging numbers, cost or valuation amount, depreciation rates and amount, net book values.

In circumstances, lack of a comprehensive Fixed Asset Register may lead to loss of assets and inaccurate disclosure in financial statements.

The audit was conducted in accordance with ISSAI 2315 and ISSAI 2330. The standards require that I plan and perform the audit to obtain assurance about whether effective processes and systems of internal controls, risk management and overall governance

were operating effectively, in all material respects. I believe that the audit evidence I have obtained is sufficient and appropriate to provide a basis for my conclusion.

Responsibilities of Management and those Charged with Governance

Management is responsible for the preparation and fair presentation of these financial statements in accordance with International Public Sector Accounting Standards (Cash Basis) and for maintaining effective internal controls as Management determines is necessary to enable the preparation of financial statements that are free from material misstatement, whether due to fraud or error and for its assessment of the effectiveness of internal controls, risk management and overall governance.

In preparing the financial statements, Management is responsible for assessing the School's ability to continue to sustain its services, disclosing, as applicable, matters related to sustainability of services and using the applicable basis of accounting unless Management is aware of the intention to terminate the School or to cease operations.

Management is also responsible for the submission of the financial statements to the Auditor-General in accordance with the provisions of Section 47 of the Public Audit Act, 2015.

In addition to the responsibility for the preparation and presentation of the financial statements described above, Management is also responsible for ensuring that the activities, financial transactions and information reflected in the financial statements are in compliance with the authorities which govern them, and that public resources are applied in an effective way.

Those charged with governance are responsible for overseeing the School's financial reporting process, reviewing the effectiveness of how Management monitors compliance with relevant legislative and regulatory requirements, ensuring that effective processes and systems are in place to address key roles and responsibilities in relation to governance and risk management, and ensuring the adequacy and effectiveness of the control environment.

Auditor-General's Responsibilities for the Audit

The audit objectives are to obtain reasonable assurance about whether the financial statements as a whole are free from material misstatement, whether due to fraud or error, and to issue an auditor's report that includes my opinion in accordance with the provisions of Section 48 of the Public Audit Act, 2015 and submit the audit report in compliance with Article 229(7) of the Constitution. Reasonable assurance is a high level of assurance, but is not a guarantee that an audit conducted in accordance with ISSAIs will always detect a material misstatement and weakness when it exists. Misstatements can arise from fraud or error and are considered material if, individually or in the aggregate, they could reasonably be expected to influence the economic decisions of users taken on the basis of these financial statements.

In addition to the audit of the financial statements, a compliance audit is planned and performed to express a conclusion about whether, in all material respects, the activities, financial transactions and information reflected in the financial statements are in compliance with the authorities that govern them and that public resources are applied in an effective way, in accordance with the provisions of Article 229(6) of the Constitution and submit the audit report in compliance with Article 229(7) of the Constitution.

Further, in planning and performing the audit of the financial statements and audit of compliance, I consider internal controls in order to give an assurance on the effectiveness of internal controls, risk management and overall governance processes and systems in accordance with the provisions of Section 7(1)(a) of the Public Audit Act, 2015 and submit the audit report in compliance with Article 229(7) of the Constitution. My consideration of the internal controls would not necessarily disclose all matters in the internal controls that might be material weaknesses under the ISSAIs. A material weakness is a condition in which the design or operation of one or more of the internal control components does not reduce to a relatively low level the risk that misstatements caused by error or fraud in amounts that would be material in relation to the financial statements being audited may occur and not be detected within a timely period by employees in the normal course of performing their assigned functions.

Because of its inherent limitations, internal controls may not prevent or detect misstatements and instances of non-compliance. Also, projections of any evaluation of effectiveness to future periods are subject to the risk that controls may become inadequate because of changes in conditions, or that the degree of compliance with the policies and procedures may deteriorate.

As part of an audit conducted in accordance with ISSAIs, I exercise professional judgement and maintain professional skepticism throughout the audit. I also:

- Identify and assess the risks of material misstatement of the financial statements, whether due to fraud or error, design and perform audit procedures responsive to those risks, and obtain audit evidence that is sufficient and appropriate to provide a basis for my opinion. The risk of not detecting a material misstatement resulting from fraud is higher than for one resulting from error, as fraud may involve collusion, forgery, intentional omissions, misrepresentations, or the override of internal controls.
- Evaluate the appropriateness of accounting policies used and the reasonableness of accounting estimates and related disclosures made by Management.
- Conclude on the appropriateness of Management's use of the applicable basis of accounting and based on the audit evidence obtained, whether a material uncertainty exists related to events or conditions that may cast significant doubt on the School's ability to continue to sustain its services. If I conclude that a material uncertainty exists, I am required to draw attention in the auditor's report to the related disclosures in the financial statements or, if such disclosures are inadequate, to modify my opinion. My

conclusions are based on the audit evidence obtained up to the date of my audit report. However, future events or conditions may cause the School to cease to continue to sustain its services.

- Evaluate the overall presentation, structure and content of the financial statements, including the disclosures, and whether the financial statements represent the underlying transactions and events in a manner that achieves fair presentation.
- Obtain sufficient appropriate audit evidence regarding the financial information and business activities of the School to express an opinion on the financial statements.
- Perform such other procedures as I consider necessary in the circumstances.

I communicate with Management regarding, among other matters, the planned scope and timing of the audit and significant audit findings, including any significant deficiencies in internal controls that are identified during the audit.

I also provide Management with a statement that I have complied with relevant ethical requirements regarding independence, and to communicate with them all relationships and other matters that may reasonably be thought to bear on my independence, and where applicable, related safeguards.


FCPA Nancy Gathungu, CBS
AUDITOR-GENERAL

Nairobi

27 September, 2024

6. Statement Of Receipts and Payments For the Year Ended 30th June 2023

DESCRIPTION OF VOTE HEAD	Note	2022-2023	2021-2022
		Kshs	Kshs
RECEIPTS			
Government grants for tuition	1	4,188,170.00	4,927,429.00
Government grants for operations	2	18,530,629.35	21,541,308.80
Government Grants for infrastructure	3	34,542,395.00	7,183,000.00
School fund income- parents' contributions	4	107,450,081.00	108,356,857.00
Miscellaneous incomes	5	21,425,877.50	19,733,314.90
TOTAL RECEIPTS		186,137,152.85	161,741,909.70
PAYMENTS			
Payments for Tuition	6	13,536,725.69	8,097,619.22
Payments for operations	7	18,668,960.30	19,880,654.60
Payments for infrastructure	8	29,551,931.60	14,251,043.50
Boarding and school fund payments	9	141,409,717.32	120,807,566.78
TOTAL PAYMENTS		203,167,334.91	163,036,884.10
SURPLUS/DEFICIT		(17,030,182.06)	(1,294,974.40)

The school financial statements were approved on _____ 2023 and signed by:

for Dr. Esther Koimet

Dr. Esther Koimet

Chair,

Board of Management

Date: 27/8/2024



Mrs. Juliana Kirui

School Principal/Secretary to

BOM

Date: 5/6/2024

for Mr. David Limo

Mr. David Limo

Bursar/ Finance Officer

Date: 5/6/2024

7. Statement of Assets and Liabilities As At 30th June 2023

	Note	2022-2023	2021-2022
FINANCIAL ASSETS		Kshs	Kshs
Cash and Cash Equivalents			
Bank Balances	10	30,312,679.00	29,155,253.55
Cash Balances	11	332,568.00	1,447,173.82
Short term Investment	12	-	-
Total Cash and Cash Equivalents		30,645,247.00	30,602,427.37
Account's receivables	13	13,012,098.00	2,826,120.00
TOTAL FINANCIAL ASSETS		43,657,345.00	33,428,547.37
FINANCIAL LIABILITIES			
Accounts Payable	14	28,119,885.64	860,905.95
NET FINANCIAL ASSETS		15,537,459.36	32,567,641.42
REPRESENTED BY			
Fund balance b/fwd 1st July...	15	32,567,641.42	32,567,641.42
Surplus/Deficit for the year		(17,030,182.06)	
NET FINANCIAL POSITION		15,537,459.36	32,567,641.42

The school's financial statements were approved on 2023 and signed by:

for Dr. Esther Koimet

Dr. Esther Koimet
Chair,
Board of Management

Date: ... 5/8/2024



Mrs. Juliana Kirui
Mrs. Juliana Kirui
School Principal/ Secretary to
BOM

Date: ... 5/8/2024

Mr. David Limo

Mr. David Limo
Bursar/ Finance Officer

Date: ... 5/8/2024

8. Statement of Cash Flows for the Year Ended 30th June 2023

		2022-2023	2021-2022
		Kshs	Kshs
Receipts from operating activities			
Government grants for tuition	1	4,188,170.00	4,927,429.00
Government grants for operations	2	18,530,629.35	21,541,308.80
Government Grants for infrastructure	3	34,542,395.00	7,183,000.00
School fund income- parents' contributions	4	104,531,986.40	108,356,857.00
Miscellaneous incomes	5	21,425,877.50	23,553,584.00
Total receipts		183,219,058.25	165,562,178.80
Payments			
Cash outflows for tuition	6	13,536,725.69	8,097,619.22
Cash outflows for operations	7	18,668,960.30	19,880,654.60
Cash outflows for infrastructure	8	29,551,931.60	14,251,043.50
Cash outflows Boarding/lunch and school fund payments	9	121,418,621.03	118,790,897.36
Total payments		183,176,238.62	161,020,214.68
Net cash flow from operating activities	A	42,819.63	4,541,964.12
CASHFLOW FROM INVESTING ACTIVITIES			
Proceeds from Sale of Assets		-	-
Acquisition of Assets		-	-
Proceeds from investments		-	-
Net cash flows from Investing Activities	B	-	-
NET CASHFLOW FROM FINANCING ACTIVITIES			
Proceeds from borrowings/ loans		-	-
Repayment of principal borrowings		-	-
Net cash flows from Investing Activities	c		
NET INCREASE IN CASH AND CASH EQUIVALENT	d	42,819.63	4,541,964.12
Cash and cash equivalent at BEGINNING of the year	e	30,602,427.37	26,060,463.15
Cash and cash equivalent at END of the year	f=d+e	30,645,247.00	30,602,427.37

MOI GIRLS' HIGH SCHOOL – ELDORET
PUBLIC NATIONAL SCHOOL

Annual Report and Financial Statements For the year ended 30th June 2023

Note: Cash and Cash Equivalent is the summation of Note 10, 11 and 12.

(The above presentation of cash flow statement uses the direct method of cash flow presentation which is encouraged under IPSAS. Schools should therefore adopt the direct method of cashflow as recommended by PSASB).

The school's financial statements were approved on _____ 2023 and signed by:

for [Signature]

Dr. Esther Koimet

Chair,

Board of Management

Date: *5/8/2024*



Mrs. Juliana Kirui

School Principal/ Secretary to

BOM

Date: *5/8/2024*

[Signature]

Mr. David Limo

Bursar/ Finance Officer

Date: *5/8/2024*

9. Statement Of Budgeted Versus Actual Amounts for The Year Ended 30th June 2023

Receipt/Expense Item	Original Budget		Adjustments	Final Budget	Actual on Comparable Basis	Budget Utilization Difference	% of Utilization
	a		b	c=a+b	d	e=c-d	f=d/c %
RECEIPTS		Opening Balance (C/Bk) and AIA	Previous years Outstanding Disbursements				
(1) CAPITATION GRANT ON TUITION							
Exercise Books							
Teaching / Learning Materials	11,317,090.00			11,317,090.00	4,188,170.00	7,128,920.00	37%
Chalk & Dusters							
Sub Total	11,317,090.00			11,317,090.00	4,188,170.00	7,128,920.00	
(2) CAPITATION GRANT ON OPERATIONS							
Local Transport & Traveling	2,314,600.00			2,314,600.00	1,748,641.05	565,958.95	76%
Electricity Water & Conservancy	4,348,840.00			4,348,840.00	3,286,746.00	1,062,094.00	76%
Maintenance & Improvement	8,150,000.00			8,150,000.00	1,583,000.00	6,567,000.00	19%
Personal Emolument	7,168,740.00			7,168,740.00	5,417,566.00	1,751,174.00	76%
Medical & Insurance	3,260,000.00			3,260,000.00	152,900.00	3,107,100.00	5%
Activity	2,445,000.00			2,445,000.00	563,037.50	1,881,962.50	23%
Administration Cost	1,489,820.00			1,489,820.00	1,195,738.80	294,081.20	80%
Sub Total	29,177,000.00			29,177,000.00	13,947,629.35	15,229,370.65	


ST. MARY'S HIGH SCHOOL – ELDORET
PUBLIC NATIONAL SCHOOL
Annual Report and Financial Statements For the year ended 30th June 2023

Conti...

Receipt/Expense Item	Original Budget		Adjustments	Final Budget	Actual on Comparable Basis	Budget Utilization Difference	% of Utilization
	a		b	c=a+b	d	e=c-d	f=d/c %
RECEIPTS		Opening Balance (C/Bk) and AIA	Previous years Outstanding Disbursements				
Boarding (BES)	52,787,550.00			52,787,550.00	54,931,233.20	(2,143,683.20)	104%
Electricity Water & Conseqvancy	7,905,500.00			7,905,500.00	10,533,990.00	(2,628,490.00)	133%
Local Transport & Traveling	5,321,950.00			5,321,950.00	6,009,251.00	(687,301.00)	113%
Administration Cost	3,957,640.00			3,957,640.00	4,223,187.00	(265,547.00)	107%
Maintenance & Improvement	3,260,000.00			3,260,000.00	4,008,483.00	(748,483.00)	123%
Personal Emolument	12,759,640.00			12,759,640.00	16,146,541.00	(3,386,901.00)	127%
<i>Activity</i>	1,300,740.00			1,300,740.00	1,568,422.00	(267,682.00)	121%
Medical	3,260,000.00			3,260,000.00		3,260,000.00	
Sub Total	90,553,020.00			90,553,020.00	97,421,107.20	(6,868,087.20)	
OTHER INCOME							
Bakery	13,500,000.00			13,500,000.00	11,732,300.00	1,767,700.00	87%
Income from farming activities	5,500,000.00			5,500,000.00	3,473,647.50	2,026,352.50	63%
Chapel	400,000.00			400,000.00	298,100.00	101,900.00	74%
Accommodation of Visitors	6,000,000.00			6,000,000.00	5,449,330.00	550,670.00	91%
Service Gratuity	600,000.00			600,000.00			
TOTAL INCOME	26,000,000.00			26,000,000.00	20,953,377.50	4,446,622.50	
INFRASTRUCTURE A/C							
Maintenance & Improvement	8,150,000.00			8,150,000.00	4,583,000.00	3,567,000.00	56%
GRAND TOTAL INCOME	165,197,110.00			165,197,110.00	141,093,284.05	23,503,825.95	85%

Conti...

Receipt/Expense Item	Original Budget		Adjustments	Final Budget	Actual on Comparable Basis	Budget Utilization Difference	% of Utilization
	a		b	c=a+b	d	e=c-d	f=d/c %
RECEIPTS		Opening Balance (C/Bk) and AIA	Previous years Outstanding Disbursements				
Teaching / Learning Materials	11,317,090.00			11,317,090.00	4,187,794.80	7,129,295.20	37%
Bank Charges							
Sub Total	11,317,090.00			11,317,090.00	4,187,794.80	7,129,295.20	
(2) EXPENDITURE FOR OPERATION							
Local Transport & Traveling	2,314,600.00			2,314,600.00	484,499.00	1,830,101.00	21%
Electricity Water & Consevancy	4,348,840.00			4,348,840.00	4,204,692.50	144,147.50	97%
Maintenance & Improvement	8,150,000.00			8,150,000.00		8,150,000.00	
Personal Emolument	7,168,740.00			7,168,740.00	8,172,012.00	(1,003,272.00)	114%
Medical & Insurance	3,260,000.00			3,260,000.00		3,260,000.00	
Activity	2,445,000.00			2,445,000.00	122,660.00	2,322,340.00	5%
Administration Cost	1,489,820.00			1,489,820.00	239,573.80	1,250,246.20	16%
Bank Charges					5,410.00		
Sub Total	29,177,000.00			29,177,000.00	13,228,847.30	15,953,562.70	

Conti ...

(3) EXPENDITURE FOR SCHOOL FUND ACCOUNT							
Boarding (BES)	52,787,550.00			52,787,550.00	73,512,868.40	(20,725,318.40)	139%
Electricity Water & Conseqvancy	7,905,500.00			7,905,500.00	7,571,818.40	333,681.60	96%
Local Transport & Traveling	5,321,950.00			5,321,950.00	4,795,449.45	526,500.55	90%
Administration Cost	3,957,640.00			3,957,640.00	4,657,557.00	(699,917.00)	118%
Maintenance & Improvement	3,260,000.00			3,260,000.00	4,137,441.00	(877,441.00)	127%
Personal Emolument	12,759,640.00			12,759,640.00	12,581,794.20	177,845.80	97%
<i>Activity</i>	1,300,740.00			1,300,740.00	3,292,779.00	(1,992,039.00)	253%
Medical	3,260,000.00			3,260,000.00	11,877,617.80	(8,617,617.80)	364%
Expenses from farming activities	5,500,000.00			5,500,000.00	4,750,363.00	749,637.00	86%
Chapel	400,000.00			400,000.00	258,059.00	141,941.00	65%
Accommodation of Visitors	6,000,000.00			6,000,000.00	4,443,222.00	1,556,778.00	74%
Service Gratuity	600,000.00			600,000.00	535,494.00	64,506.00	89%
TOTAL	118,273,542.00			118,273,542.00	132,414,463.25	(14,140,921.25)	
INFRASTRUCTURE A/C							
Maintenance & Improvement	8,150,000.00			8,150,000.00	586,584.00	7,563,416.00	7%
GRAND TOTAL EXPENDITURE	166,917,632.00			166,917,632.00	150,417,689.35	16,505,352.65	90%

[Provide below a commentary on significant underutilization (below 90% of utilization) and any overutilization above 100%]

- i. The school has only received 85% of the expected revenue from 1st July 2022 to 30th June 2023
- ii. The school has only utilized 90% of the fees collected from 1st July 2022 to 30th June 202

10. Significant Accounting Policies

The principal accounting policies adopted in the preparation of these financial statements are set out below:

1. Statement of compliance and basis of preparation

The financial statements have been prepared in accordance with and comply with International Public Sector Accounting Standards (IPSAS) with particular emphasis on Cash Basis Financial Reporting under the Cash Basis of Accounting and applicable government legislations and regulations. The financial statements comply with and conform to the form of presentation prescribed by the Public Sector Accounting Standards Board of Kenya.

This cash basis of accounting has been supplemented with accounting for; a) receivables that include school fees from parents, imprest, salary advances and other receivables and b) payables that include deposits and retentions and payables from operations.

The financial statements are presented in Kenya Shillings, which is the functional and reporting currency of the *school*, and all values are rounded to the nearest Kenya Shilling (Kshs). The accounting policies adopted have been consistently applied to all the years presented.

2. Recognition of receipts and payments

The *school* recognises all receipts from the various sources when the event occurs, and the related cash has actually been received by the *school*. In addition, the *school* recognises all expenses when the event occurs, and the related cash has actually been paid out by the *school*. Income arising from school fees is recognised when the event occurs whether cash is received or not. Expenditure arising from operations is recognised when the event occurs irrespective of receipt of cash.

3. In-kind contributions

In-kind contributions are donations that are made to the *school* in the form of actual goods and/or services rather than in money or cash terms. These donations may include vehicles, equipment or personnel services. Where the financial value received for in-kind contributions can be reliably determined, the *school* includes such value in the statement of receipts and payments both as a receipt and as a payment in equal and opposite amounts; otherwise, the contribution is not recorded.

4. Cash and cash equivalents

Cash and cash equivalents comprise cash on hand and cash at bank, short-term deposits on call and highly liquid investments with an original maturity of three months or less, which are readily convertible to known amounts of cash and are subject to insignificant risk of changes in value. Bank account balances include amounts held at various financial institutions at the end of the financial year.

5. Accounts Receivable

For the purposes of these financial statements, imprests and advances to authorised public officers and/or institutions which were not surrendered or accounted for at the end of the financial year are treated as receivables. Accounts receivables also include school fees billed to parents for services rendered but not paid. This is an enhancement to the cash accounting policy. Other accounts receivables are disclosed in the financial statements.

6. Accounts Payable

For the purposes of these financial statements, deposits and retentions held on behalf of third parties have been recognized as accounts payables. This is in recognition of the government practice of retaining a portion of contracted services and works pending fulfilment of obligations by the contractor and to hold deposits on behalf of third parties. Payables also include expenditure incurred for the purchase of goods, works and services that has been rendered and not settled. This is an enhancement to the cash accounting policy adopted for public secondary schools. Other liabilities are disclosed in the financial statements.

7. Non-current assets

Non-current assets are expensed at the time of acquisition while disposal proceeds are recognized as receipts at the time of disposal. However, the acquisitions and disposals are reflected in the school fixed asset register a summary of which is provided as a memorandum to these financial statements.

8. Budget

The budget is developed on the same accounting basis (cash basis), the same accounts classification basis, and for the same period as the financial statements. The *school's* budget was approved by the School Board of Management. A comparison of the actual performance against the comparable budget for the financial year under review has been included in the financial statements.

9. Comparative figures

Where necessary comparative figures for the previous financial year have been amended or reconfigured to conform to the required changes in presentation.

10. Subsequent events

There have been no events subsequent to the financial year end with a significant impact on the financial statements for the year ended 30th June 2023.

11. Notes To The Financial Statements

1 Government Grants for Tuition

	2022-2023	2021-2022
	Kshs	Kshs
Text books	-	-
Exercise books		
Laboratory equipments and apparatus		
Teaching/learning materials	4,188,170.00	4,927,429.00
chalks		
Internal exams		
Reference books		
Direct deposit	-	-
Total	4,188,170.00	4,927,429.00

**Include others as per MOE circulars*

2 Government Grants for Operations

	2022-2023	2021-2022
	Kshs	Kshs
Personnel emoluments	5,417,566.00	6,972,681.00
Gratuity		
Maintenance and Improvement	6,166,000.00	6,826,500.00
Local transport / travelling	1,748,641.05	2,206,417.50
Electricity and water	3,286,746.00	3,993,307.50
Medical and insurance	152,900.00	-
Administration costs	1,195,738.80	1,542,402.80
Activity	563,037.50	-
Total	18,530,629.35	21,541,308.80

**Include others as per MOE circulars*

Notes To The Financial Statements

3 Government Grants for infrastructure

	2022-2023	2021-2022
	Kshs	Kshs
Maintenance & Improvement	4,583,000.00	7,183,000.00
Transition infrastructure grants	10,000,000.00	-
Administration Block	-	-
Economic stimulus grants	-	-
Others (school fund- Development fund)	19,959,395.00	-
	-	-
Total	34,542,395.00	7,183,000.00

4 School Fund Income -Parents Contribution/Fees

	2022-2023	2021-2022
	Kshs	Kshs
Boarding ,equipment and stores	60,999,929.00	58,757,002.40
Other voteheads	-	-
Fees arrears	-	-
Personnel emoluments	17,610,996.00	19,484,973.00
Repairs and maintenance	4,382,641.00	5,059,518.00
Local transport / travelling	6,620,064.00	6,427,545.00
Electricity and water	11,441,325.00	12,317,501.60
Medical	-	41,145.00
Administration costs	4,677,415.00	4,233,389.00
Activity	1,717,711.00	2,035,783.00
Total	107,450,081.00	108,356,857.00

Notes To The Financial Statements

5 Miscellaneous Incomes

	2022-2023	2021-2022
	Kshs	Kshs
Chapel	298,100.00	68,700.00
Bakery	11,732,300.00	11,017,250.00
Hire of Equipment and Facilities	40,000.00	-
House rent income-Net	174,950.00	371,800.00
School farm	3,473,647.50	4,375,099.90
Sale of bore water	-	-
Action Sales	257,550.00	136,000.00
Accommodation of visitors	5,449,330.00	880,650.00
Tender fee	-	105,000.00
Safaricom Income	-	2,778,815.00
Total	21,425,877.50	19,733,314.90

Notes to the Financial Statements (continued)

6 Payment for Tuition

	2022-2023	2021-2022
	Kshs	Kshs
Text books	-	-
Exercise books	-	-
Laboratory equipments and apparatus	2,666,067.00	-
Teaching/learning materials	10,865,716.69	8,095,115.22
chalks	-	-
Internal exams	-	-
Reference books	-	-
Main account	-	-
Bank charges	4,942.00	2,504.00
Total	13,536,725.69	8,097,619.22

Notes To The Financial Statements

7 Payment for Operations

	2022-2023	2021-2022
	Kshs	Kshs
Personal Emoluments	8,172,012.00	8,266,120.20
Local transport and travelling	1,044,428.00	429,911.40
Administration Cost	252,607.80	1,139,298.00
Maintenance & improvements	4,583,000.00	7,561,360.00
Electricity and water	4,204,692.50	2,477,072.00
Activity Expenses	406,810.00	-
Bank Charges	5,410.00	6,893.00
Acquisition of Assets		-
Transfers		
TOTAL	18,668,960.30	19,880,654.60

8 Payment for Infrastructure

	2022-2023	2021-2022
	Kshs	Kshs
Maintenance & Improvement	586,584.00	14,251,043.50
Other (specify)(School Fund- Dev. Fund)	15,365,485.00	-
Construction of CBC Classrooms	557,429.50	-
Construction of dormitory	-	-
Central Catering Unit	13,035,989.10	-
Purchase of furniture	-	-
Bank charges	6,444.00	-
Others (excise duty)	-	-
Total	29,551,931.60	14,251,043.50

Notes to the Financial Statements (continued)

9 Payment for Boarding and School Fund

	2022-2023	2021-2022
	Kshs	Kshs
Boarding ,equipment and stores	77,394,621.02	61,830,078.60
Bus hire and school bus	-	-
Personnel emoluments	12,581,794.20	13,582,700.10
Service Gratuity	535,494.00	-
Repairs and maintenance & Improvements	4,137,441.40	7,292,294.00
Local transport / traveling	4,795,449.45	4,481,089.20
Electricity and water	8,037,959.65	13,114,202.48
Administration costs	4,942,017.80	2,642,778.50
Bank Charges	66,411.00	184,054.00
Expenses on Income Generating Activities	24,049,956.80	15,892,852.90
Tender fee	167,278.00	28,250.00
House rent Expenses	131,080.00	-
Auction Sales	68,000.00	45,000.00
Safaricom Income	1,209,435.00	
Activity Expenses	3,292,779.00	1,714,267.00
TOTAL	141,409,717.32	120,807,566.78

10 Bank Accounts

Name of Bank, Account No. & currency	Status	Bank	2022-2023	2021-2022
	Active/ Dormant	A/C No.	Kshs	Kshs
Tuition Account	Active	1103426397	3,336.45	7,903.25
Operations Account	Active	1103467638	13,010,389.20	2,291,607.15
School Fund Account/Boarding	Active	0031184762	11,233,801.00	7,242,782.17
Income generating activities Account	Active	0102015079400	1,633,576.85	3,073,460.15
M&I Account	Active	1230989854	1,554,005.45	11,157,452.05
Savings Account	Active	0152015079400	2,877,570.05	6,348,383.60
Total			30,312,679.00	30,121,588.37

11 Cash In Hand

Description	Bank	2022-2023	2021-2022
	A/C No.	Kshs	Kshs
Operation Account		-	-
Main Account		332,568.00	480,839.00
Bus account		-	-
Total		332,568.00	480,839.00

12 Short Term Investments

Description	2022-2023	2021-2022
	Kshs	Kshs
Cooperative Shares	-	-
Treasury Bills	-	-
Fixed Deposit accounts	-	-
Other Investments	-	-
Total	-	-

13 Accounts Receivable

Description	2022-2023	2021-2022
	Kshs	Kshs
Fees arrears	13,012,098.00	2,826,120.00
Other Non-Fees Receivables		
Salary Advances (list/schedule attached)	-	-
Imprest (list/schedule attached)	-	-
Rent arrears (list/schedule attached)	-	-
Total	13,012,098.00	2,826,120.00

13 b Ageing Analysis of Accounts Receivable

Description	2022-2023	2021-2022
	Kshs	Kshs
Current year arrears	13,012,098.00	-
Between 1- 2 years	-	
Over 2 years	-	-
Total	13,012,098.00	-

14 Accounts Payable

Description	2022-2023	2021-2022
	Kshs	Kshs
Trade creditors (See ageing below and appendix 1)	20,852,002.24	-
Prepaid fees	6,864,313.00	254,000.00
Unpaid salaries and statutory deductions	-	-
Other payables (specify) - Retention Fee	403,570.40	606,905.95
Total	28,119,885.64	860,905.95

Notes to the Financial Statements (continued)

14a. Ageing Analysis of Accounts Payable

Description	2022-2023	2021-2022
	Kshs	Kshs
Less than 1 year	20,852,002.24	-
Between 1- 2 years	-	-
Between 2-3 years		
Over 3 years	-	-
Total	20,852,002.24	-

15. Fund Balance Brought Forward

Description	2022-2023	2021-2022
	Kshs	Kshs
Bank balances-note 10	30,312,679.00	30,121,588.37
Cash balances-note 11	332,568.00	480,839.00
Short Term Investments-	-	-
Receivables-note 13	13,012,098.00	2,826,120.00
Payables-note 14	(28,119,885.64)	(860,905.95)
Total	15,537,459.36	32,567,641.42

Other important disclosure notes

IPSAS Cash Standard encourages an entity to disclose accrual related information in relation to an entity's assets and liabilities. The notes outlined below are disclosure notes in relation to the school's non- financial assets and liabilities.

16 Non-current Liabilities Summary

Description	2022-2023	2021-2022
	Kshs	Kshs
Bank Loans	-	-
Outstanding Leases	-	-
Hire Purchase	-	-
Gratuity And Leave Provision	-	-
Others (specify)	-	-
Total	-	-

17 Biological assets

Biological assets		2022-2023	2021-2022
Description	Numbers	Kshs	Kshs
Cattle/Calves	109/97	2,740,000.00	2,500,000.00
Trees	800pcs	375,000.00	288,000.00
Pigs	39/50	1,101,000.00	820,000.00
Vegetable Farm		361,000.00	320,000.00
Total		4,577,000.00	3,928,000.00

18 Borrowings

Description	2022-2023	2021-2022
	Kshs	Kshs
Borrowings at beginning of the year	-	-
Borrowings during the year	-	-
Repayments during the year	-	-
Balance at the end of the year	-	-

Other important disclosure notes

19 Stock/ Inventory

Description	2022-2023	2021-2022
	Kshs	Kshs
Food stuffs	671,810.00	1,953,590.00
Lab consumables	799,315.00	1,005,230.00
Farm produce	37,480.00	127,250.00
Medication	87,225.00	12,280.00
Construction Materials	-	-
Others (specify) Boarding	874,955.00	264,610.00
TLM	1,532,110.00	473,220.00
Balance at end of the year	4,002,895.00	3,836,180.00

(Stock to be measured at lower of cost and net realisable value. Net realisable value is the difference between selling costs less costs to sell)

20 Progress On Follow Up Of Auditor Recommendations

The following is the summary of issues raised by the external auditor, and management comments that were provided to the auditor.

Ref No.	Issue / Observations from Auditor	Management comments	Status: (Resolved / Not Resolved)	Timeframe: (Put a date when you expect the issue to be resolved)

MOI GIRLS HIGH SCHOOL
 TEL: 0721 95 57
 Date: _____
 Sign and Date
 Principal
 Box 140 - 20100 ELDORET

MOI GIRLS' HIGH SCHOOL – ELDORET
PUBLIC NATIONAL SCHOOL

Annual Report and Financial Statements For the year ended 30th June 2023

12. Annexes

Annex I - Analysis of Pending Accounts Payable

S/no	Supplier of Goods or Services	Original Amount	Date Contracted from	Amount Paid To-date	Outstanding Balance as at as 30/06/2023	Comment
		Kshs	Kshs	Kshs	Kshs	
A	Supply of goods	a	b	c	d=a-c	
	Tuition Account					
1	Guaca Stationers	4,526,416.00	2021/2023	160,000.00	4,366,416.00	
2	Remo Chemicals	1,655,246.00	2021/2023	53,050.00	1,602,196.00	
3	Yokhama Enterprises	824,999.00	2021/2023	65,940.00	759,059.00	
4	Cosmotech Computers	1,369,030.00	2021/2023	94,500.00	1,274,530.00	
5	Sandriver Computers	340,800.00	2022/2023	75,000.00	265,800.00	
6	Copy Cat Ltd	233,399.89	2023	233,399.89	0.00	
7	Eldo Lab Supplies	185,822.00	2023	165,000.00	20,822.00	
8	Gurdit Singh Shop	154,980.00	2023	33,760.00	121,220.00	
9	Streamline Concepts	45,000.00	2023	41,000.00	4,000.00	
10	Naivas Ltd	8,296.00	2023	8,296.00	0.00	
	Sub-Total (A)	9,343,988.89		929,945.89	8,414,043.00	
B	Supply of goods					
	Operation Account					
1	Sugarland Stores	284,150.00	2023	284,150.00	-	
2	Associated Motors	47,333.00	2023	47,333.00	-	
3	Eldoret Petroleum Services	98,959.00	2023	98,959.00	-	
4	Deep Africa Ltd	13,034.00	2023	13,034.00	-	
5	Scania East Africa Ltd	413,637.00	2023	413,637.00	-	
	Sub-Total (B)	857,113.00		857,113.00		
C	Supply of goods					
	Main Account					
1	Moi Girls Bakery	756,600.00	2023	756,600.00	-	
2	Ntoika Enterprise	150,878.00	2023	150,878.00	-	

MOI GIRLS' HIGH SCHOOL – ELDORET
PUBLIC NATIONAL SCHOOL

Annual Report and Financial Statements For the year ended 30th June 2023

3	Greenhut Enterprise	169,260.00	2023	169,260.00	-	
4	Paul's Bakery & Confectionery	433,948.00	2023	433,948.00	-	
5	Naivas Ltd	194,412.00	2023	194,412.00	-	
6	David Wafula	12,060.00	2023	12,060.00	-	
7	Moi Girls Farm	569,878.00	2023	569,878.00	-	
8	Eldoret Packers Ltd	180,000.00	2023	180,000.00	-	
9	Eldowas Ltd	408,973.75	2023	408,973.75	-	
10	Eldowas Ltd	10,727.50	2023	10,727.50	-	
11	Eldowas Ltd	6,440.00	2023	6,440.00	-	
12	Ivan Kigen Kiprop	12,000.00	2023	12,000.00	-	
13	Rentokil Initial	40,220.10	2023	40,220.10	-	
14	Kenya Power	40,000.00	2023	40,000.00	-	
15	Rentokil Initial	26,813.00	2023	26,813.00	-	
16	Eldo 2009 City Butchery	778,240.00	2023	778,240.00	-	
17	Tetab Gaa Enterprises	96,850.00	2023	96,850.00	-	
18	Yeguts Enterprises Ltd	60,000.00	2023	60,000.00	-	
19	Eldoret Packers Ltd	450,000.00	2023	450,000.00	-	
20	Koiche Groceries	208,570.00	2023	208,570.00	-	
21	MFI Document Solutions	260,400.00	2023	260,400.00	-	
	Sub-Total (C)	4,866,270.35		4,866,270.35		
D	Supply of goods					
	IGA Account					
1	Naivas Ltd	101,180.00	2023	101,180.00	-	
2	Maraba Investment Ltd	174,580.00	2023	174,580.00	-	
3	Rayfield Agric Services	34,000.00	2023	34,000.00	-	
4	Kenya Power	112,585.00	2023	112,585.00	-	
	Sub-Total (D)	422,345.00		422,345.00		
E	Supply of goods					
	SICMI/DEVELOPMENT PROJECTS					
	Engineering Ltd	600,000.00		600,000.00	-	
	Engineering Ltd	946,000.00		0		
	Manufacturers Ltd	465,000.00		465,000.00	-	
	ers Ltd	22,500.00		22,500.00	-	
	td	75,000.00		75,000.00	-	
		915,610.00		599,450.00	316,160.00	
		418,270.00		418,270.00	-	

MOI GIRLS' HIGH SCHOOL – ELDORET
PUBLIC NATIONAL SCHOOL

Annual Report and Financial Statements For the year ended 30th June 2023

8	Tai Enterprises Ltd	19,200.00		19,200.00	-	
9	Bamco International Ltd	1,088,060.00		199,840.00	888,220.00	
10	Yosat Ltd	214,445.00		0.00	214,445.00	
11	Eldoret Packers Ltd	174,600.00		174,600.00	-	
12	The Copy Cat Ltd	423,600.00		423,600.00	-	
	Sub-Total (C)	5,362,285.00		2,997,460.00	1,418,825.00	
	Grand Total (E=A+B+C+D+E)	20,852,002.24		10,073,134.24	9,832,868.00	

Annex 2 – Summary of Fixed Assets Register

Asset Class	Historical Cost b/f (Kshs) 1st July 2022	Additions during the year (Kshs)	Disposals during the year (Kshs)	Historical Cost c/f (Kshs) 30th June 2023
Land	3,181,500,000.00	353,500,000.00	-	3,535,000,000.00
Buildings And Structures	1,250,000,000.00	50,000,000.00	-	1,300,000,000.00
Motor Vehicles	11,055,000.00	(1,005,000.00)	-	10,050,000.00
Office Equipment, Furniture And Fittings	2,750,000.00	(250,000.00)	-	2,500,000.00
Textbooks	1,620,000.00	180,000.00	-	1,800,000.00
ICT Equipment	2,160,000.00	240,000.00	-	2,400,000.00
Tools And Apparatus	2,340,000.00	260,000.00	-	2,600,000.00
Other Machinery And Equipment	3,420,000.00	380,000.00	-	3,800,000.00
Intangible Assets-Soft Ware	720,000.00	80,000.00	-	800,000.00
Total	4,455,565,000.00	403,385,000.00		4,858,950,000.00