

REPUBLIC OF KENYA

PARLIAMENT
OF KENYA
LIBRARY



OAG



OFFICE OF THE AUDITOR-GENERAL

Enhancing Accountability

REPORT

THE NATIONAL ASSEMBLY
PAPERS LAIN

DATE: 20 APR 2023

Thursday

OF LED

BY:

Hon Owen Baya, MP
Deputy leader, majority

CLERK AT
THE TABLE:

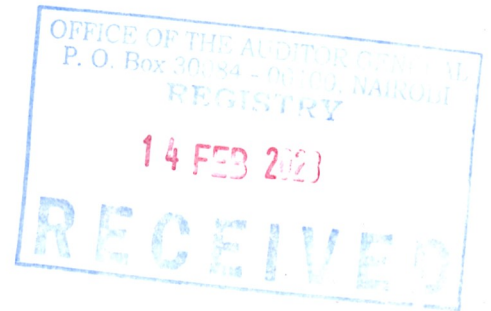
Moses Lemuna

THE AUDITOR-GENERAL

ON

**EXECUTIVE OFFICE OF
THE PRESIDENT**

**FOR THE YEAR ENDED
30 JUNE, 2022**




EXECUTIVE OFFICE OF THE PRESIDENT – VOTE 1011

REPORTS AND FINANCIAL STATEMENTS

**FOR THE FINANCIAL YEAR ENDED
JUNE 30, 2022**


**Prepared in accordance with the Cash Basis of Accounting Method under the
International Public Sector Accounting Standards (IPSAS)**



EXECUTIVE OFFICE OF PRESIDENT
Reports and Financial Statements
For the year ended June 30, 2022

Table of Contents

	Page
1. KEY ENTITY INFORMATION AND MANAGEMENT	1
2. FOREWORD BY THE HEAD OF THE PUBLIC SERVICE	23
3. CORPORATE SOCIAL RESPONSIBILITY STATEMENT/ SUSTAINABILITY REPORTING.....	38
4. STATEMENT OF PRESIDENCY'S MANAGEMENT RESPONSIBILITIES.....	42
5. REPORT OF THE INDEPENDENT AUDITORS ON THE EXECUTIVE OFFICE OF THE PRESIDENT	43
6. STATEMENT OF RECEIPTS AND PAYMENTS FOR THE YEAR ENDED 30 TH JUNE 2022	44
7. STATEMENT OF ASSETS AND LIABILITIES AS AT 30 TH JUNE 2022	45
8. STATEMENT OF CASH FLOW FOR THE YEAR ENDED 30 TH JUNE 2022.....	46
9. SUMMARY STATEMENT OF APPROPRIATION: RECURRENT AND DEVELOPMENT COMBINED.....	47
10. SUMMARY STATEMENT OF APPROPRIATION: RECURRENT	49
11. SUMMARY STATEMENT OF APPROPRIATION: DEVELOPMENT	51
12. BUDGET EXECUTION BY PROGRAMMES AND SUB-PROGRAMMES	53
13. SIGNIFICANT ACCOUNTING POLICIES.....	55



EXECUTIVE OFFICE OF THE PRESIDENT VOTE 1011
Reports and Financial Statements For the year ended June 30, 2022

1 KEY ENTITY INFORMATION AND MANAGEMENT

1.1 Background information

The Executive Office of the President as defined by Executive Order No. 1/2020 of May, 2020 on Organization of the Government comprise of State House, Office of the Deputy President and the Cabinet Affairs Office. Following a Deed of Transfer of Functions executed between the National Government and the Nairobi City County Government on 20th February, 2020, Nairobi Metropolitan Services (NMS) was established and domiciled in the Executive Office of the President.

At policy level, the Executive Office of the President is headed by the Head of the Public Service who is responsible for the general policy and strategic direction. The Comptroller of State House is the appointed Accounting Officer for the Executive Office of the President funded under Vote 1011. At the operational and departmental level, the day to day operations of State House, Office of the Deputy President, Cabinet Affairs Office and Nairobi Metropolitan Services is vested on the Comptroller of State House, the Principal Administrative Secretary and Assistant Secretary to the Cabinet, Secretary Administration and the Director General, NMS respectively. For purposes of efficient service delivery, the Comptroller of State House has delegated authority to oversee the appropriation of funds allocated to the Office of the Deputy President, Cabinet Affairs Office, and the Nairobi Metropolitan Services to their respective Heads but remains accountable to Parliament for the Vote.

The Executive Office of the President is responsible for providing overall policy and leadership direction towards realization of the country's social-economic development agenda. The core functions assigned to the Executive Office of the President in line with Executive Order No. 1 of May, 2020 are as follows:

- Overall Policy and Leadership Direction.
- Promotion of National Unity and Protection of National Interest.
- Civilian Oversight of National Security Organs.
- Custodian of National Security Policy and Strategy.
- Oversight over the National Intelligence Service.
- Management of the Assumption of the Office of President.
- Co-ordination of Functions of Ministries and State Departments.
- Chair Cabinet
- Chair to the National and County Governments Coordinating Summit.
- Oversight of State Corporations.
- Appointment of Attorney General
- Intergovernmental Budget and Economic Policy Management.
- Advisory on the Management of Kenya's International Borders.
- Appointment of Cabinet Secretaries
- Appointment of Chief Justice, Deputy Chief justice and Judges of Superior Courts
- Appointment of Principal Secretaries
- Appointment of Chairpersons and Commissioners of Constitutional Offices
- Appointment of High Commissioners and Ambassadors



EXECUTIVE OFFICE OF THE PRESIDENT VOTE 1011
Reports and Financial Statements For the year ended June 30, 2022

- Appointment of Chairpersons of State Corporations
- Appointment of State/Public Officers as provided by law
- Establishment of Public Offices in accordance with the Constitution
- Conferment of Honours in the name of the people and the Republic.
- Prerogative of Mercy and Pardon.
- Accreditation of Foreign Diplomatic and Consular Representatives.
- Annual Reporting to Parliament on the Realization of National Values, Principles of Governance, National Security and Fulfilment of Kenya's International Obligations.
- National Cohesion and Integration Policy
- Cabinet Affairs Secretariat
- Kenya International Boundaries Office
- The Oceans and Blue Economy Office
- Proclamation of Public Holidays
- Co-ordination of Counter Terrorism Strategy and Policy Implementation.
- Coordination of Counter Radicalization, Disengagement and Rehabilitation.
- Focal point for bilateral and multilateral partnerships in counter terrorism
- Creation and Co-ordination of Commissions of Inquiry and Tribunals.
- Parliamentary Liaison.
- Co-ordination of Constitutional Commissions.

Strategic Planning and Execution of Mandate

The Executive Office of the President has been implementing its 2018-2022.S This Plan has been aligned with the Medium Term Plan III of Vision 2030 and has been providing direction in the execution of the office mandate. It was also aligned with the Big Four Agenda and other national policies in force. Through the Plan, the Office has set a strategic direction to follow and the following are its Vision, Mission and core values-

1.1.1. Vision Statement

Excellence in national leadership for a cohesive and prosperous Kenya

1.1.2. Mission Statement

To provide overall leadership and policy direction in the management of public affairs for national prosperity

1.1.3. Core Values

The Executive Office of the President has identified some key values to facilitate the discharge of its mandate as follow-:

- (i) Patriotism
- (ii) Transparency
- (iii) Accountability
- (iv) Professionalism
- (v) Integrity
- (vi) Good governance



EXECUTIVE OFFICE OF THE PRESIDENT VOTE 1011
Reports and Financial Statements For the year ended June 30, 2022

(a) Key Management

The day-to-day management of the Executive Office of the President is under the following key Departments:

- State House
- Office of the Deputy President
- Cabinet Affairs Office; and
- Nairobi Metropolitan Services (NMS)

(b) Fiduciary Management

The key management personnel who held office during the financial year ended 30th June 2022 and who had direct fiduciary responsibility were:

Table 1(a): Key management personnel-State House

NO.	DESIGNATION	NAME
STATE HOUSE		
1.	Comptroller of State House (Accounting Officer)	Mr. Kinuthia Mbugua, MGH, CBS, OGW
2.	Chief of Staff – Office of the First Lady	Ms. Constance Gakonyo, CBS
3.	Principal Administrative Secretary	Mr. John Makumi, MBS
4.	Secretary Administration	Mr. Benson M. Mugo, MBS
5.	Senior Chief Finance Officer	CPA Waiganjo Waweru HSC, OGW
6.	Director Human Resource Management	Mr. Peterson Wamwea
7.	Head of Supply Chain Management	Ms. Leah Githuku
8.	Senior Deputy Accountant General	CPA Samuel T. Maina, HSC

Table 1(b): Key management personnel- Office of The Deputy President

OFFICE OF THE DEPUTY PRESIDENT		
1.	Chief of Staff	Mr Davis Chirchir
2.	Secretary Administration	Shadrack M. Mwadime, EBS
3.	Senior Deputy Accountant General	CPA Joel Langatt, OGW
4.	Senior Deputy Secretary	Mr. John W. Otuoma
5.	Senior Chief Finance Officer	CPA Calvin Shavanga
6.	Director Human Resource Management	Mr. Dido Jillo Gababo
7.	Head of Supply Chain Management	Mr. James Sagwe
8.	Deputy Accountant General	CPA Robert O Oloo



EXECUTIVE OFFICE OF THE PRESIDENT VOTE 1011
Reports and Financial Statements For the year ended June 30, 2022

Table 1(c): Key management personnel- Cabinet Affairs Office

NO.	DESIGNATION	NAME
CABINET AFFAIRS		
1.	Principal Administrative Secretary & Assistant Secretary to the Cabinet	Dr.Kennedy W. Kihara, MGH
2.	Head, Kenya International Boundaries Office	Ms. Juster Nkoroi, CBS
3.	Secretary, Power of Mercy Advisory Committee	Dr. Lydia H. Muriuki, EBS
4.	Secretary Administration	Mr. Aggrey Busena, MBS
5.	Secretary, Cabinet Secretariat	Mr, Clement N. Kiteme, EBS
6.	Secretary Administration	Ms. Jestinah W. Hanjari, OGW
7.	Senior Chief Finance Officer	Mr. Osiri Nyakundi
8.	Director, National Counter Terrorism Centre	Dr. Rosalind N. Macharia
9.	Director, Directorate of Resource Surveys and Remote Sensing	Dr. Moses Akali
10.	Deputy Accountant General	CPA John M. Gitari, HSC
11.	Head of Supply Chain Management	Mr. James Njogu, OGW
12.	Director Human Resources Management	Ms. Rose Wanjohi, OGW



Table 1(d): Key management personnel- Nairobi Metropolitan Service

NO.	DESIGNATION	NAME
NAIROBI METROPOLITAN SERVICES		
1.	Director General	Lt. Gen. Mohamed Badi, EBS, SS, 'ndc' (k)
2.	Director of Administration	Mr. Patrick Mbogo Kubunya, OGW
3.	Deputy Accountant General	CPA Mwikamba Mghenyi
4.	Senior Chief Finance Officer	CPA. Daniel Ochung
5.	Head of Supply Chain Management	Mr. Zedekiah Ogendi Gesora
6.	Director Human Resource Management	Mr. Daniel Kibet




EXECUTIVE OFFICE OF THE PRESIDENT VOTE 1011
Reports and Financial Statements For the year ended June 30, 2022


Table 1.1 Senior Management – Executive Office of the President

 <p>Dr. Joseph K. Kinyua, EGH Head of the Public Service</p>	<p>Dr. Joseph K. Kinyua EGH. holds a Bachelors and Masters degree in Economics from the University of Nairobi. He began his career as an assistant lecturer at The University of Nairobi in 1978. He joined the Central Bank of Kenya in 1980 and worked his way through the ranks, from an Economist to Director of Research. Mr. Kinyua also worked as an Economist on a fixed term appointment with the International Monetary Fund (IMF) from 1985 – 1990, after which he returned back to the Central Bank of Kenya.</p> <p>He was appointed Financial Secretary to the Treasury in June 1995, a position he held until July 1999 when he re-joined the Central Bank of Kenya as Director of Financial Markets. In October, 2000 he was appointed Director of Research and Chief Economist, Central Bank of Kenya; and in September 2002, he was appointed as Permanent Secretary to the Treasury, a position he held until January 2003 when he was appointed Permanent Secretary in the Ministry of Planning and National Development. In July 2003 he was appointed Permanent Secretary in the Ministry of Agriculture where he served until July 2004 when he was re-appointed as Permanent Secretary to the Treasury until June 2013.</p> <p>Currently, he is the Head of the Public Service in the Executive Office of the President, since his appointment in October, 2013.</p>
 <p>Kinuthia Mbugua, MGH,CBS, OGW Comptroller of State House</p>	<p>Mr. Kinuthia Mbugua, MGH,CBS, OGW holds a Bachelor of Arts in Government and Sociology from the University of Nairobi. He began his career as an Administrative Officer in 1978 and served in various stations. He was appointed as a Commandant, Administration Police Training College in 1984.</p> <p>In 1997, he was appointed as a Deputy Provincial Commissioner, Western Province, District Commissioner, Nakuru District in 1998, District Commissioner, Maragua District in 1999 and later Deputy Secretary Ministry of Water and Senior Deputy Secretary in the Ministry of Environment and Natural Resources in the same year. He was later appointed in 2003 as a Commandant, Administration Police up to 2013 when he ventured into politics and was elected as Governor, Nakuru County Government. Later in January 2018 he was appointed as Comptroller of State House, the position he currently holds.</p>



EXECUTIVE OFFICE OF THE PRESIDENT VOTE 1011
Reports and Financial Statements For the year ended June 30, 2022

 <p>Lt. Gen. Mohamed Badi, EBS, SS, ndc(K) Director General - NMS</p>	<p>Lt. Gen. Badi Mohamed Abdala, EBS, SS, ndc (K) was appointed as Director General of Nairobi Metropolitan Services in March 2020. He holds a Master Degree in Defense & Strategic Studies and a diploma in International Studies. He also holds certificates in other military courses including: Senior command course, Flight Instruction on Tuano, Senior Strategic Leadership Course, Mobile International Defense, AB-Antio, Executive Seminar on Peace Support, and Military Transport Pilot among others. He previously worked under the UN/AU Mission both in the Republic of South Africa and in Sierra Leone having also worked as MAJ GEN and APPT SDS AIR, D/COMDT/CI and BC MAB.</p>
 <p>Ms. Constance Gakonyo, CBS- Chief of Staff, Office of the First Lady</p>	<p>Ms. Constance W. Gakonyo CBS is a holder of Bachelors of laws from the University of Nairobi and a Diploma in Law from Kenya School of Law. She also possesses a Master of Business Administration and is a member of the LSK, ICS(K) and the Chartered Institute of Administrators. She assumed the position of Chief of Staff in the Office of the First Lady in 2013. Previously, she held various positions including Legal Consultant for the Performance Management portfolio for the Africa/Asia SABMiller, Strategic Resources Director of Nile Breweries, Director HR and Legal Affairs, Castle Brewing Kenya Limited and Group, HR Manager of Standard Newspapers Group Limited. She currently sits on the Board of Housing Finance and most recently on the Board of East African Breweries Limited (EABL), the Group Boards of REAL Insurance Co. Ltd (Kenya, Malawi, Mozambique, and Tanzania) and Home Afrika Limited amongst other investment companies.</p> <p>Connie is also a Founder Member Trustee of Ahadi Kenya Trust; a charitable organization operating within the East African region.</p>
 <p>Mr. Benson Mugo, MBS,OGW Secretary Administration, State House</p>	<p>Mr. Benson Mugo, MBS, OGW joined the Civil Service in 1995 as an Administrative Officer and served in various stations both in the then Provincial Administration and Central Government. He is currently the Secretary in charge of Administration and coordination of services in State House.</p> <p>He holds a Bachelor of Arts in Government and Kiswahili from The University of Nairobi and a Master of Public Administration from Moi University. He is a member of Kenya Association for Public Administration and Management.</p>



EXECUTIVE OFFICE OF THE PRESIDENT VOTE 1011
Reports and Financial Statements For the year ended June 30, 2022



CPA Waiganjo Waweru
OGW,HSC,
Senior Chief Finance Officer,
State House

CPA Waweru OGW,HSC, is the Senior Chief Finance Officer State House. He possesses a Bachelors of commerce – Finance and Accounting (Strathmore University), Master Degree in Finance and Strategic Management, (Daystar University. He is also an associate Doctor Of Philosophy (PhD) holder in Financial Re-engineering and Innovation from Dongbei University of Finance and Economics.

He is also a Certified Investment and Financial Analyst and as well as a Certified Public Accountant, member of institute of Certified Public Accountants of Kenya (ICPAK). He possesses over 15 years of experience in the civil service during which he has acquired much expertise in Public Financial Management and development of budget/Financing framework. Previously, he worked in the private sector as a Management Accountant and Internal Auditor in the Public Service and in LAPSSET Authority. The Officer has been recognized by International Journals for his contribution to Scholarly Knowledge through publication of articles in International Peer Reviewed Journals on Effective Corporate Governance and performance Re-engineering through Financial Innovations.



CPA Samuel T. Maina, HSC
Senior Deputy Accountant
General
(State House)

CPA Samuel T. Maina, HSC is a professional accountant who has served both in the private sector and in the civil service as an accountant and is currently a Senior Deputy Accountant General heading the Accounting unit at State House.

He holds a Bachelor's degree in Economics from the University of Nairobi, a Master degree in Commerce (Finance & investment) from KCA University, a Certified Public Accountant, a level two Certified Financial Analyst and a member of the Institute of Certified Public Accountants of Kenya (ICPAK).





1
2
3
4
5
6
7
8
9
10
11
12
13
14
15
16
17
18
19
20
21
22
23
24
25
26
27
28
29
30
31
32
33
34
35
36
37
38
39
40
41
42
43
44
45
46
47
48
49
50
51
52
53
54
55
56
57
58
59
60
61
62
63
64
65
66
67
68
69
70
71
72
73
74
75
76
77
78
79
80
81
82
83
84
85
86
87
88
89
90
91
92
93
94
95
96
97
98
99
100


EXECUTIVE OFFICE OF THE PRESIDENT VOTE 1011
Reports and Financial Statements For the year ended June 30, 2022

 <p>Mr. Davis K. Chirchir Chief of Staff (ODP)</p>	<p>Mr. Davis Chirchir is the Chief of Staff in the Office of the Deputy President. He was appointed the Cabinet Secretary for Energy and Petroleum in 2013. His previous engagements include; Interim Independent Electoral Commission where he was a commissioner, Telecommunication sector (Telkom Kenya and Kenya Post and Telecommunications Company – KPTC) where he gained invaluable experience in strategic leadership, management and information, communication and technology (ICT).</p> <p>He holds a Master of Business Administration (International Management) from the University of London, Royal Holloway School of Management; Post Graduate Diploma -Tele-Traffic Engineering from Central Training School, Mbagathi – Nairobi and Bachelor of Science (Computer Science & Physics) from the University of Nairobi.</p>
 <p>Mr. Shadrack Mwadime, EBS,MBS Secretary Administration (ODP)</p>	<p>Mr. Shadrack Mwadime, EBS, MBS was appointed as the Secretary Administration in 2013. He is responsible for coordinating general administrative and financial matters within the Deputy President’s Office. He holds a Bachelor of Arts degree from the University of Nairobi and a Master Degree in Business Administration from Moi University.</p>
 <p>Mr. John W Otuoma Senior Deputy Secretary</p>	<p>Mr. John W. Otuoma was appointed Senior Deputy Secretary in 2019. He is responsible for General Administration and coordination of Administrative Services in the Office of Deputy President.</p> <p>He hold a Bachelor of Arts and a Master’s Degree in International Studies from the University of Nairobi.</p>







EXECUTIVE OFFICE OF THE PRESIDENT VOTE 1011
Reports and Financial Statements For the year ended June 30, 2022

 <p>CPA Joel K.Langatt, OGW Senior Deputy accountant General</p>	<p>CPA Joel K. Langatt, OGW is the Head of Accounting Unit in the Executive Office of the President.</p> <p>He is a Certified Public Accountant and holds a Masters degree in Business Administration (Finance) from the University of Dar Es Salaam and Strategic Leadership Development Programme (SLDP) from the Kenya School of Government. He is a member of the Institute of Certified Public Accountants of Kenya and the Institute of Certified Investment and Financial Analysts.</p>
 <p>CPA Robert O Oloo Deputy Accountant General (ODP) Head Accounting Unit</p>	<p>CPA Robert O Oloo is a Deputy Accountant General heading the Accounting Unit at the Office of the Deputy President.</p> <p>He is a Certified Public Accountant and holds a Master of Science (Project Management) from Jomo Kenyatta University of Agriculture & Technology. He is a member of the Institute of Certified Public Accountants of Kenya and the Institute of Certified investments & Financial Analysts.</p>
 <p>CPA Calvin Shavanga Senior Chief Finance Officer (ODP)</p>	<p>CPA Calvin M. Shavanga joined the Office of the Deputy President as Head of Finance (Chief Finance Officer) in December, 2016. He is a Certified Public Accountant and holds a Bachelor of Commerce degree from the University of Nairobi, a certificate in Advanced Management Program (AMP) from Strathmore Business School and Strategic Leadership Development Programme (SLDP) from the Kenya School of Government.</p> <p>He has a wealth of experience in public finances spanning over a period of 20 years.</p>
 <p>Dr. Kennedy W. Kihara, MGH Principal Administrative Secretary/Assistant Secretary to the Cabinet</p>	<p>Dr. Kennedy Kihara, MGH is responsible for overseeing and coordinating financial and administrative affairs in Cabinet Office and serves as the Assistant Secretary to the Cabinet.</p> <p>He holds an Honorary Doctor of Philosophy in Humanities for outstanding public service from the university of United International graduate college & seminary USA, Masters of Business Administration degree from Maastricht School of Business/ESAMI, and a Bachelor of Arts degree in Political Science from The University of Nairobi.</p>







EXECUTIVE OFFICE OF THE PRESIDENT VOTE 1011
Reports and Financial Statements For the year ended June 30, 2022

 <p>Ms. Wanjiku Wakogi, EBS Secretary, State - Corporations Advisory Committee/Oversight</p>	<p>Ms. Wanjiku Wakogi, EBS is the Secretary to the State Corporations Advisory Committee. She also heads the State Corporations Oversight function which brings under one coordinated structure, the Offices of the Inspector General State Corporations (ISC) and State Corporations Advisory Committee (SCAC).</p> <p>She holds a Master of Arts degree in International Studies from the Institute of Diplomacy and International Studies, a Bachelor of laws degree from the University of Nairobi and is an Advocate of the High Court of Kenya.</p> <p>She has a wealth of experience in governance and public Sector reforms.</p>
 <p>Mr. Aggrey Busena, MBS Secretary Administration</p>	<p>Mr. Aggrey Busena, MBS is the Secretary administration. He is responsible for coordinating general administration and financial matters within Cabinet affairs Office. He holds a Bachelor of Arts Degree from the University of Nairobi. He has a wealth of experience in the Provincial Administration and central Government. He has represented the Government in various International forums.</p>
 <p>Dr. Lydia Muriuki, EBS Secretary POMAC</p>	<p>Dr. Lydia Muriuki, EBS is the Secretary, Power of Mercy Advisory Committee and holds direct fiduciary responsibility for the committee. She was appointed, in acting capacity, as the Committee's Secretary on 16th December, 2019 and later appointed as the substantive Secretary to the Power of Mercy Advisory Committee. She is responsible for providing strategic leadership to the Committee for purposes of discharging its mandate as provided in the Constitution and the POMAC Act. She holds a Ph.D in Business Management (Strategic Management) and Masters in Business Administration from Moi University, Eldoret.</p>






EXECUTIVE OFFICE OF THE PRESIDENT VOTE 1011
Reports and Financial Statements For the year ended June 30, 2022

 <p>Ms. Juster Nkoroi, CBS Head, Kenya International Boundaries Office (KIBO)</p>	<p>Ms. Juster Nkoroi, CBS assumed the position of Head, Kenya International Boundaries Office (KIBO) on 22nd December, 2014 following the creation of the Office. She is the administrative Head of the Department. In collaboration with other government agencies, she is responsible for the integrity of Kenya’s international borders with the neighboring countries including the maritime boundaries and any disputes or litigation arising therefrom. She holds a Masters Degree and Bachelor’s degree in Law, both from the University of Nairobi and a Postgraduate Diploma in Law from Kenya School of Law.</p>
 <p>CPA John M. Gitari, HSC Deputy Accountant General (Cabinet Affairs)</p>	<p>CPA John M. Gitari, HSC is a Deputy Accountant General heading the Accounting Unit at Cabinet Affairs Office.</p> <p>He is a Certified Public Accountant and holds a Master’s degree in Business Administration (Finance) from the University of Nairobi. He is a member of the Institute of Certified Public Accountants of Kenya.</p>
 <p>Dr. Moses Akali, Director, Directorate of Resource Surveys and Remote Sensing (DRSRS)</p>	<p>Dr. Moses Akali assumed the position of Director, Directorate of Resource Surveys and Remote Sensing (DRSRS) on 7th March, 2022. He is the administrative head of the directorate. In collaboration with Government Ministries, State Departments, Counties and agencies (MCDAs), he is responsible for generation of national geo-spatial data to support decision-making process, planning, and policy formulation for Government Ministries, State Departments, Counties and agencies (MCDAs) to enhance Sustainable Development. He implements programmes designed to attain Vision 2030, the national “Big Four” agenda and SDGs to spur higher economic growth, faster job creation, reduced cost of living and foster human security.</p> <p>He holds a Bachelor’s degree in Physics and Mathematics, Msc in Disaster Management & Sustainable Development, PhD in disaster preparedness and environmental modelling, Diploma in Project Management, Professional Certification in Environmental Impact Assessment and Project Monitoring & Evaluation.</p>




EXECUTIVE OFFICE OF THE PRESIDENT VOTE 1011
Reports and Financial Statements For the year ended June 30, 2022

 <p>Zedekiah Ogendi Gesora Director Supply Chain Managemet</p>	<p>Zedekiah Ogendi Gesora is the Director S.C.M, Nairobi Metropolitan Services. He holds a Bachelors of Commerce degree (Business Administration) from The University of Nairobi and Advanced (Final) Diploma in Supply Chain Management. He is also a member of Kenya Institute of Supplies Management (K.I.S.M). He has had a wide experience in the civil service spanning over 34 years.</p>
 <p>Mr.Patrick Mbogo Kubunya, OGW</p>	<p>Mr. Patrick Mbogo Kubunya, OGW is the Director of Administration currently performing the duties of Deputy Director General, Nairobi Metropolitan Services (NMS). He is a member of ICSK and ICPAK. He completed his PhD (Strategic Management) Coursework at JKUAT, MBA (Strategic Management) from UoN, Post graduate diploma Kenya School of Management and B.SC (UoN)</p>
 <p>CPA Daniel Kibet Kiptala Head of Human Resource Managemet & Development</p>	<p>CPA Daniel Kibet Kiptala is the Deputy Director and Head of Human Resource Management & Development, NMS. He Holds a Bachelors Degree in Education from Maseno University. He Is a CPA (K) and also CHRP III and a member of Institute of Certified Public Accountants and Institute of human resource professionals. Before joining NMS he was the deputy director human resource management -payroll at Nairobi City County Government</p>



EXECUTIVE OFFICE OF THE PRESIDENT VOTE 1011
Reports and Financial Statements For the year ended June 30, 2022




CPA Daniel Ochung Otieno
Senior Chief Finance Officer

CPA Daniel Ochung Otieno is a holder of Master of Business and Administration (MBA- Finance) and Bachelor of Commerce (Accounting) Degrees from the University of Nairobi. He is a qualified accountant and financial analyst and a Member of the Institute of Certified Public Accountants of Kenya (ICPAK) and Institute of Certified Investment and Financial Analysts of Kenya (ICIFAK) respectively. He is currently the Senior Chief Finance Officer at the Nairobi Metropolitan Services. Mr. Ochung has over twenty years' experience in Financial Planning and Management, Financial Reporting, Risk Management and Audit, Financial Systems Implementation amongst others. Prior to his deployment at Nairobi Metropolitan Services, he was the Chief Finance Officer at the State Department for Planning; Chief Finance Officer at the State Department for Labour; Finance Manager at the Commission on Administrative Justice; Chief Internal Auditor at Kenya Medical Research Institute; Regional Auditor at National Government Constituencies Development Fund; Assistant Lecturer in Accounting, Finance and Audit at Egerton University and Catholic University of Eastern Africa; and Finance Officer at African Council for Communication Education.



CPA Mwikamba Mghenyi
Deputy Accountant General -
NMS

CPA Mwikamba Mghenyi is the head of Accounting services in NMS. He is a Certified Public Accountant and a member of the Institute of Certified Public Accountants of Kenya. He was previously the Director of Finance and Accounting at Konza Technopolis Development Authority, former program manager at Huduma Kenya secretariat, program Finance Officer (UNDP) Public Sector Transformation division, Deputy Financial Specialist at Public Financial Management Reforms Secretariat.



EXECUTIVE OFFICE OF THE PRESIDENT VOTE 1011
Reports and Financial Statements For the year ended June 30, 2022

(d) Fiduciary Oversight Arrangements

Committees


The Accounting Officer, Executive Office of the President, is assisted in the execution of the annual budget by various Committees appointed as per the prevailing laws, regulations and policies. These Committees comprise the Ministerial Human Resource Management Advisory Committee (MHRMAC), the Procurement Committee and the Project Management Committee. The members of these Committees are professional /technical staff drawn from the various departments. They possess a wide range of skills and experiences which are used in making independent and objective decisions on the matters before them in addition to advising the Accounting and Authorized Officers appropriately.

Each member of the Committee upon appointment is given comprehensive induction relating to the business and operations of Executive Office of the President to facilitate the execution of the policy, legal, regulatory obligations expected of such member. These members are required to re-submit themselves for re-appointment on expiry of their term which is governed by the financial year. Owing to the nature and the location of the four major Departments in Executive Office of the President, each maintains an operational departmental Committee for purposes of facilitating the implementation of the annual budget. The Committees meetings are usually scheduled monthly but may also be held on need basis. The following are the functions and composition of the Committees put in place to oversee the budget of the Executive Office of the President.

Departmental Human Resource Management Advisory Committee – Financial Year 2021/2022

The Executive Office of the President maintains operational Human Resource Management Advisory Committees in each of its four broad departments to oversee and advise on the execution of the Human resource function. These Committees exercise this mandate on delegated powers donated by the Public Service Commission vide The Public service Commission Act, 2015 (revised) which appointed Cabinet Secretaries as the Authorized Officers for their respective Ministries/ Departments. The functions of the Departmental Human Resource management Advisory Committees are as follows-

- (i) Recruitment, Selection and Appointment;
- (ii) Promotions;
- (iii) Confirmation in Appointment;
- (iv) Training and Development;
- (v) Training Impact Assessment;
- (vi) Management of Skills Inventory;
- (vii) Establishment and Complement Control;
- (viii) Payroll Management;
- (ix) Deployment;
- (x) Promotion of Values and Principles of Public Service;
- (xi) Recommendation for Waiver of Requirements of the Schemes of Service;
- (xii) Recommendation for Secondments and Unpaid leave;
- (xiii) Recommendation for Retirement under 50 years rule;
- (xiv) Recommendation for Retirement on Medical grounds;
- (xv) Recommendation for Re-designation;



EXECUTIVE OFFICE OF THE PRESIDENT VOTE 1011
Reports and Financial Statements For the year ended June 30, 2022

- (xvi) Recommendation for Renewal of Contract;
(xvii) Discipline.

**(i) The State House Human Resource Management Advisory Committee in 2021/2022
Financial year comprised the following members-**

1. Mr. Kinuthia Mbugua, MGH, CBS, OGW - Comptroller of State House, Chairman
2. Mr. J. G. Makumi, MBS - Principal Administrative Secretary, Alt. Chairman
3. Mr. Peterson M. Wamwea - Director HRM & Development, Secretary
4. Mr. Benson M. Mugo, MBS, OGW - Secretary Administration, Member
5. Eng. Richard G. Thitai, OGW - Chief Engineer (Mechanical), Member
6. Ms. Florence W. N. Awori - Executive Director, PURES, Member
7. Ms. Eva N. Maina, OGW - Director Administration (OFL), Member
8. Ms. Juliet W. Kabeu, HSC - Senior Assistant Director, Protocol, Member
9. CPA Waweru Waiganjo OGW, HSC - Senior Chief Finance Officer, Member
10. Mr. B. Mutwiwa - Snr. Director of Public Communication, Member

During 2021/2022 financial year, the Advisory Committee held four (4) meetings and its attendance is as shown on Table 1 below.

**Table 1 Schedule of State House Departmental Human Resource Management
Advisory Committee Meetings and Attendance by Members, 2021/2022 F/Y**

Name of Member	Date of Meeting				Total attendance
	30/9/2021	31/12/2021	30/03/2022	30/06/2022	
Mr. J. G. Makumi, MBS	√	√	√	√	4
Mr. Peterson M. Wamwea	√	√	√	√	4
Mr. Benson M. Mugo, MBS, OGW	√	√	√	√	4
Eng. Richard G. Thitai, OGW	√	√	√	√	4
Ms. Florence W. N. Awori	√	√	√	√	4
Ms. Eva N. Maina, OGW	√	√	√	√	4
Ms. Juliet W. Kabeu, HSC	√	√	√	√	4
CPA Waweru Waiganjo, OGW, HSC	√	√	√	√	4
Mr. B Mutwiwa	√	√	√	√	4

√ - Attended

x - Absent with Apology



EXECUTIVE OFFICE OF THE PRESIDENT VOTE 1011
Reports and Financial Statements For the year ended June 30, 2022

**(ii) Composition of the Departmental Human Resource Management Advisory Committee –
Office of the Deputy President**

The following were the members of the Departmental Human Resource Management Advisory Committee in the Office of the Deputy President during 2021/2022 F/Y.


1. Mr. Shadrack M. Mwadime ,EBS,MBS - Secretary Administration, Chairman
2. Mr. Leonard Ngaluma, MBS - Director Administration, Alt. Chairman
3. Mr. Dido Jillo Gababo - Director, HRM &D, Secretary
4. Mr. Gabriel Kitumu - Head, CPPMU, Membe
5. CPA Calvin Shavanga - Senior Chief Finance Officer, Member
6. Mr. James Sagwe -Head supply chain management, Member
7. CPA Joel Langatt, OGW - Head of Accounting Unit, Member
8. Mr. Edward Ruteere - Head, ICT, Member
9. Mr. Peter Metto - Head, Telephone Services, Member

During 2021/22 F/Y, Departmental Human resource Management Advisory Committee in the Office of the Deputy President held four (4) meetings and their attendance by members is as shown in Table 2 below.

Table 2: Attendance of the Departmental Human Resource Management Advisory Committee by date and Members, 2021/2022 Financial Year

Name of Member	Date of Meeting				Total attendance
	07/07/2021	18/11/2021	16/03/2022	22/06/2022	
Mr. Shadrack M. Mwadime, EBS, MBS	√	√	x	X	2
Mr. Leonard Ngaluma, MBS	-	-	√	√	2
Mr. Dido Jillo Gababo	√	√	√	√	4
Mr. Gabriel Kitumu	√	√	√	√	4
CPA Calvin Shavanga	x	√	√	√	3
Mr. James Sagwe	√	√	√	√	4
CPA Joel Langatt, OGW	√	√	√	√	4
Mr. Edward Ruteere	√	√	√	√	4
Mr. Peter Metto	√	√	√	√	4

√ - Attended x – Absent with Apology - Means Not appointed then /Exit



EXECUTIVE OFFICE OF THE PRESIDENT VOTE 1011
Reports and Financial Statements For the year ended June 30, 2022

III. Employee Performance Management Committee (EPMC) , Office of the Deputy President, 2021/2022 Financial year.

This Committee comprises the following members-


- | | |
|-----------------------------|--|
| 1. Mr. Leonard Ngaluma, MBS | - Director Administration, Chairman |
| 2. Mr. Dido Jillo Gababo | - Director, HRM &D, Secretary |
| 3. Mr. Gabriel Kitumu | - Head, CPPMU, Member |
| 4. CPA Calvin Shavanga | - Senior Chief Finance Officer, Member |
| 5. CPA Joel Langatt, OGW | - Head of Accounting Unit, Member |
| 6. Mr. Edward Ruteere | - Head, ICT, Member |
| 7. Mr. Peter Metto | - Head, Telephone Services Member |
| 8. Mr. Lawrence Mbugua | - Assistant Director Supply Chain Management |

During 2021/22 financial year, this Committee met twice and its attendance is as shown in Table 3 below.

Table 3:
Schedule of the Employee Performance Management Committee (EPMC), and Attendance by Members, Office of the Deputy President, 2021/2022 Financial year.

Name of Member	Date of the Meeting		Total Attendance
	07/07/2021	18/11/2021	
Mr. Leonard Ngaluma, MBS	√	√	2
Mr. Jillo G. Dido	√	√	2
Mr. Gabriel Kitumu	√	√	2
CPA Joel Langatt, OGW	√	√	2
CPA Calvin Shavanga	√	√	2
Mr. Edward Ruteere	√	√	2
Mr. Lawrence Mbugua	√	√	2
Mr. Peter K. Metto	√	√	2

√ - Attended



EXECUTIVE OFFICE OF THE PRESIDENT VOTE 1011
Reports and Financial Statements For the year ended June 30, 2022

IV. Cabinet Affairs Departmental Human Resource Management Advisory Committee and its Composition in 2021/2022 Financial year.

The Cabinet Affairs Departmental Human Resource Management Advisory Committee in 2021/22 financial year comprised the following members-


1. Dr. K. W. Kihara, MGH - Principal Administrative Secretary and Assistant Secretary to the Cabinet, Chairman
2. Mr. Aggrey Busena, MBS - Secretary Administration, Alt. Chairman
3. Dr. Lydia Muriuki, EBS - Secretary, Power of Mercy Advisory Committee, Member
4. Mr. William Karari, MBS - Secretary, Economic Productive and Extractives Sector, Member,
5. Ms. Sarah Yamo, MBS - Secretary Administration, Member
6. Mr. Macdonald Oguya - Secretary Administration, Member
7. Ms. Theodora Gichana - Ag. Inspector General (Corporations), Member
8. Dr. Moses Akali - Director, Directorate of Resource Survey and Remote Sensing, Member
9. Mrs. Rose Wanjohi, OGW - Director HRM&D, Secretary
10. Ms. Juster Nkoroi, CBS - Head, Kenya International Boundaries Office, Member
11. Mr. Philip Nyingi, MBS - Secretary Human Capital development and international relation, Member

This Committee held twelve (12) meetings during 2021/2022 financial year and the attendance of each member is as shown in Table 4 below.

Table 4: Schedule of Cabinet Affairs Departmental Human Resource Management Advisory Committee Meeting and Attendance Member, 2021/2022 Financial year

MEMBER	DATE OF MEETINGS					
	04.08.21	11.08.21	29.09.21	27.10.21	17.11.21	08.12.21
Dr. K. W. Kihara, MGH	X	X	X	X	X	X
Mr. Aggrey Busena, MBS	√	√	√	√	√	√
Mr. William Karari, MBS	√	√	√	√	√	√
Ms. Juster Nkoroi, CBS	X	√	X	X	X	√
Dr. Lydia Muriuki, EBS	X	X	√	√	X	√
Ms. Sarah Yamo, MBS	√	√	√	√	√	√
Mr. Macdonald Oguya	√	X	√	X	√	√
Ms. Theodora Gichana	√	√	√	√	√	√
Dr. Moses Akali	√	√	√	√	√	√
Mr Philip Nyingi, MBS	X	X	√	X	√	√
Mrs. Rose Wanjohi, OGW	√	√	√	√	√	√

Contd....



EXECUTIVE OFFICE OF THE PRESIDENT VOTE 1011
Reports and Financial Statements For the year ended June 30, 2022

Name of Member	Date of Meeting						Total attendance
	08.01.22	16.02.22	16.03.22	05.05.22	25.05.22	16.06.22	
Dr. K. W. Kihara, MGH	X	X	X	X	X	X	0
Mr. Aggrey Busena, MBS	√	√	√	√	√	√	12
Mr. William Karari, MBS	√	√	√	√	√	√	12
Ms. Juster Nkoroi, CBS	X	√	X	X	X	√	4
Dr. Lydia Muriuki, EBS	X	X	√	X	√	√	5
Ms. Sarah Yamo, MBS	√	√	√	√	X	√	11
Mr. Macdonald Oguya	√	√	√	√	√	√	9
Ms. Theodora Gichana	√	√	√	√	√	√	11
Dr. Moses Akali	X	√	X	√	√	√	10
Mr Philip Nyingi, MBS	√	√	X	√	√	√	7
Mrs. Rose Wanjohi, OGW	√	√	√	√	√	√	12

√ - Attended

x - Absent with Apology

V Nairobi Metropolitan Services Departmental Human Resource Management Advisory Committee and Composition, 2021/2022 Financial year

The following were the members of this Committee during 2021/22 financial year-

- | | |
|-------------------------------------|--|
| 1. Mr. William Kang'ethe Thuku, EBS | - Deputy Director General, Chairman |
| 2. CPA Patrick Mbogo Kubunya | - Director Administration, Alt. Chairman |
| 3. Mr. Abdihakim Kahiya | - Secretary Governance, Member |
| 4. Mr. Daniel Kibet | - Deputy Director, Human Resource Management & Development, Member |
| 5. CPA Daniel Ochung | - Senior Chief Finance Officer, Member |
| 6. QS. Stephen G. Mwangi | - Director, Housing and Urban Development, Member |
| 7. Dr. Fredrick Oluga | - Deputy Director, Health Services, Member |
| 8. Ms. Rachel Maina | - Director, Compliance & Service Delivery, Member |
| 9. Ms. Sharon Mirella | - Director, ICT, Member |
| 10. Eng. Michael Ochieng | - Director, Roads, Transport and Public Works, Member |
| 11. Ms. Jane Kagiri, OGW | - Advisor Women, Youth and ICT, Member |

During 2021/2022 financial year the Committee held five (5) meetings and their attendance is as shown in Table 5.



EXECUTIVE OFFICE OF THE PRESIDENT VOTE 1011
Reports and Financial Statements For the year ended June 30, 2022

Table 5: Schedule and Attendance of the Departmental Human Resource Management Advisory Committee by Members, Nairobi Metropolitan Services, in 2021/2022 Financial Year


Name of Member	Date of Meeting					Total attendance
	30/08/2021	23/09/2021	30/10/2021	10/05/2022	31/05/2022	
Mr William Kang'ethe Thuku, EBS	√	√	√	-	-	3
CPA Patrick Mbogo Kubunya,OGW	√	√	√	√	√	5
Mr. Abdihakim Kahiya	-	-	-	√	√	2
CPA Daniel Kibet	√	√	√	√	√	5
Ms. Racheal Maina	√	√	√	√	√	5
QS Stephen G. Mwangi	√	√	√	√	X	4
CPA Daniel Ochung	-	-	-	-	√	1
Eng. Michael Ochieng	X	√	√	√	X	3
Dr. Fredrick Oluga	√	√	√	√	X	4
Ms. Sharon Mirella	-	-	√	√	X	2
Ms. Jane Kagiri, OGW	√	√	√	-	-	3

√ - Attended x – Absent with Apology - Means Not appointed then /Exit

VI State House Project Committee, 2021/2022 Financial Year

This Committee is charged with the responsibility of identifying, prioritizing, overseeing implementation, monitoring and evaluation of projects being executed by the Department as per guidelines issued from time to time by the National Treasury on laws/regulations relating to management of public funds. The members of this Committee comprise the following-

1. Mr. J. G. Makumi, MBS - Principal Administrative Secretary, Chairman
2. Mr. Benson M. Mugo ,MBS,OGW - Secretary Administration, Member
3. Ms. Irene Karari - Head ICT, Member
4. Ms. Doris Mukura - Head CPPMU, Member
5. Eng. Richard Thitai - Head Mechanical, Member
6. Mr. Joseph Kegengo - Head Maintenance, Member
7. CPA David Waiganjo OGW,HSC - Senior Chief Finance Officer, Member



EXECUTIVE OFFICE OF THE PRESIDENT VOTE 1011
Reports and Financial Statements For the year ended June 30, 2022

Physical Addresses

State House

State House Road
P. O. Box
40530-00100
NAIROBI -
KENYA

Office of the Deputy President

Harambee House Annex
Harambee Avenue
P. O. Box 74434 – 00200
NAIROBI, KENYA

Cabinet Affairs Office

Harambee House
Harambee Avenue
P. O. Box 62345-00200
NAIROBI, KENYA

Nairobi Metropolitan Services (N.M.S)

Kenyatta International Convention Centre (KICC)
P.O Box 49130 - 00100
NAIROBI.

(e) Entity Contacts

State House

Tel. No. +254 20 3247000

Office of the Deputy President

Tel. No. +254 20-3247000

Cabinet Affairs Office

Tel. No. +254 2227411

Nairobi Metropolitan Services (N.M.S)

Tel. No. +25420-3313002/4

(g) Entity Bankers

Central Bank of Kenya


Haile Selassie Avenue
P. O. Box 60000-00200
NAIROBI, KENYA



EXECUTIVE OFFICE OF THE PRESIDENT VOTE 1011
Reports and Financial Statements For the year ended June 30, 2022

(f) Independent Auditors

Auditor - General
Office of the Auditor – General
Anniversary Towers
University Way
P. O. Box 30084-00100
General Post Office
NAIROBI - KENYA



EXECUTIVE OFFICE OF THE PRESIDENT VOTE 1011
Reports and Financial Statements For the year ended June 30, 2022

2. FOREWORD BY THE HEAD OF THE PUBLIC SERVICE



On behalf of The Executive Office of the President, I present the financial statements for 2021/22 Financial Year. The financial statements have been prepared in compliance with the Constitution and Section 81 (1) of the PFM Act, 2012. The statement has been prepared in accordance with the standards set out by the Public Sector Accounting Standards Board (PSASB) and the International Public Sector Accounting Standards (IPSAS) both of which prescribe the format, policies, treatment of expenditures, among others for such statements.

The statements have been derived from the records maintained in our financial transactions for the year ended 30th June, 2022. They thus disclose with accuracy the true position of financial affairs of the office during the reporting year and also reflect the true and fair position of the financial status. Nothing has been brought to my attention that the office will not continue to deliver services to the public to necessitate initiation of action to forestall such eventuality. The public should thus be rest assured of continued service delivery in the coming period.

The statements, besides expressing the financial status of the office have gone further to show how the votes were applied on the priority programmes and sub-programmes in the reporting period. The report has also outlined the outcomes and outputs achieved by the various programmes including the challenges faced where targets were not achieved. This is necessary for demonstrating to the tax payers how their resources were spent and for purposes of learning useful lessons for improving future programming.

The resources voted under the office were spent in strict adherence to the laws and regulations governing Public Finance Management. Due care was exercised to ensure that such expenditures realized value for money, and most importantly met Kenyans needs and aspirations. They were applied to fund Government priority policies, The Kenya Vision 2030, the Big Four Agenda and other policies in force. This is necessary to strengthen Kenya's economic base for purposes of ensuring sustainable growth and prosperity. The Office therefore remains committed to appropriate public resources prudently and account for them as expected by law and the people of Kenya for improved service delivery.

A handwritten signature in black ink, appearing to read 'J. Kinyua', written over a horizontal line.

Dr. JOSEPH K. KINYUA, EGH
HEAD OF THE PUBLIC SERVICE



EXECUTIVE OFFICE OF THE PRESIDENT VOTE 1011
Reports and Financial Statements For the year ended June 30, 2022

Budget Performance Based on Economic Classification and Programmes

The Executive Office of the President was allocated a budget of **Ksh.42,378,327,278** during 2021/2022 financial year vide Vote 1011. This budget comprised **Ksh. 30,709,587,338** recurrent while **Kshs.11,668,739,940** was allocated for development. The development allocation for the year comprised a UNICEF grant of **Ksh.13,600,000** support to the Presidential Policy & Strategy Unit.

Allocation by Programmes

The budget for the Office in 2021/2022 Financial Year was appropriated under five key programmes namely: State House Affairs, Deputy President Services Cabinet Affairs, Government Advisory Services, and the Nairobi Metropolitan Services. In the period under review the Executive Office of the President implemented five (5) budget programmes and sixteen (16) sub-programmes, as follows:

Programme 1: State House Affairs

The programme's objective is to facilitate efficient and effective execution of the President's mandate as per the Constitution and other laws. It was allocated **Kshs.9,186,866,360** being **21.68%** of the total budget. This budget was applied on the following sub-programmes:

Sub Programmes: S.P. 1.1 - Coordination of State House functions
S.P. 1.2 - Administration of Statutory Benefits for the Retired Presidents,
Deputy Presidents and Designated State Officers
S.P 1.3 - Strategic Policy and Advisory Services

Programme 2: Deputy President's Services

The resources allocated under this Programme facilitate the Deputy President to discharge his mandate as given in the Constitution as the Principal Assistant to the President. The Programme was allocated **Kshs.1,503,386,693** being **3.55%** of the total budget. The budget was applied on the following sub-programmes:

Sub Programmes: S.P. 2.1 - General Administration, Planning and Support Services
S.P. 2.2 - Coordination and Supervision

Programme 3: Cabinet Affairs

This programme seeks to facilitate effective and efficient public policy formulation, implementation, monitoring and evaluation for enhanced service delivery and harmonious government operations. The programme was allocated **Kshs.2,206,524,019** being **5.40%** of the total budget. The budget was applied on the following sub-programmes:

Sub Programme: S.P. 3.1- Management of Cabinet Affairs



EXECUTIVE OFFICE OF THE PRESIDENT VOTE 1011
Reports and Financial Statements For the year ended June 30, 2022

Programme 4: Government Advisory Services

This programme aims at facilitating and enhancing public policy advisory for effective management of public affairs. It was allocated Kshs. **681,376,028** being **1.61%** of the total budget. The budget was applied on the following sub-programmes:

- Sub Programmes:** S.P 4.1: Power of Mercy Advisory Services
 S.P 4.2: Counter-Terrorism Advisory Services
 S.P 4.3: State Corporations Advisory Services
 S.P 4.4: Inspectorate of State Corporations

Program 5: Nairobi Metropolitan Services

The purpose of this programme is to coordinate the implementation of the Deed of Transfer of Functions executed between the National Government and Nairobi City County Government. It was allocated Kshs.**29,243,427,293** being **69.01%** of the total budget, which was applied on the following sub-programmes:

- Sub Programmes:** S.P 5.1 General Administration, Planning and Support Services
 S.P 5.2 Health Services
 S.P 5.3 Environment, Water and Sanitation
 S.P 5.4 Energy Development, Reticulation and Public Lighting
 S.P 5.5 Roads Transport & Public Works
 S.P 5.6 Lands, Housing, Planning and Urban Development

Table 3 shows the budgetary allocation for the Executive office of the President by programmes for the Financial Year 2021/2022.

Table 3: Resource Allocation by Programmes for Financial Year 2021/2022

Programme	2021/2022 Allocation Kshs.
State House Affairs	9,186,866,360
Deputy President Services	1,503,386,693
Cabinet Affairs	1,763,270,904
Government Advisory Services	681,376,028
Nairobi Metropolitan Services	29,243,427,293
Total	42,378,327,278



EXECUTIVE OFFICE OF THE PRESIDENT VOTE 1011
Reports and Financial Statements For the year ended June 30, 2022

The allocation of resources by Programme in The Executive office of the President for 2021/2022 financial year is graphically shown in Figure 1.

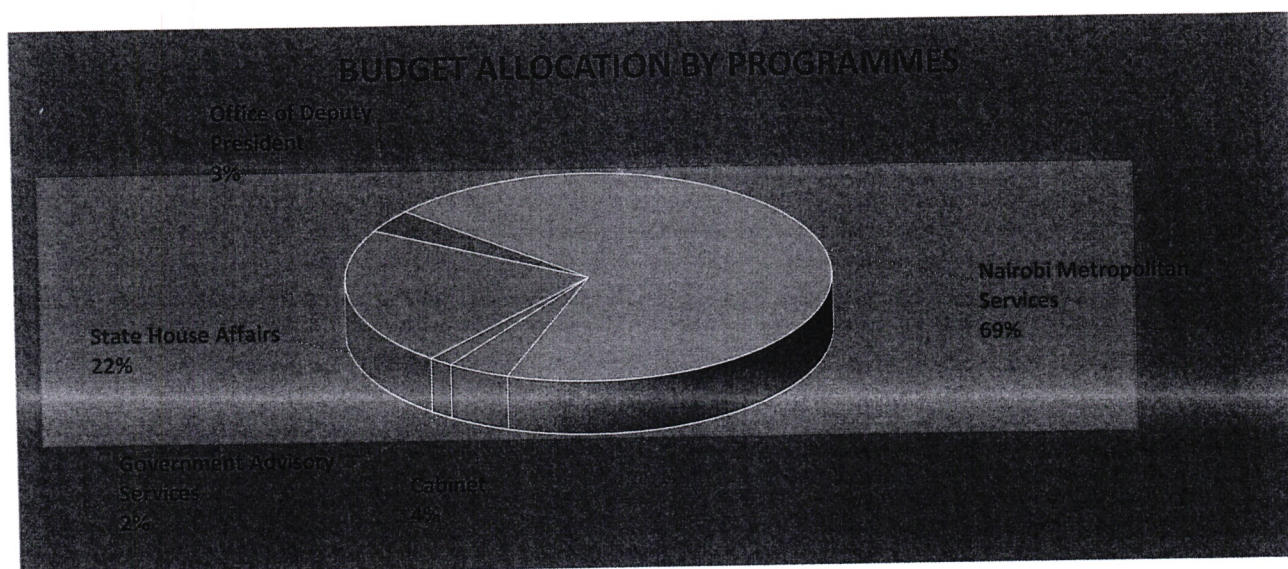



Figure 1: Allocation of Resources in the Executive office of the President by Programmes, 2021/22 Financial year

The resources allocated to The Executive Office of the President in 2021/22 Financial year are further shown by Economic Classification as shown in Table 4.

Table 4: Allocation of Resources in The Executive Office of the President Vote by Economic Classification for 2021/22 Financial Year

Expenditure by Economic Classification	Approved Budget Allocation
	Kshs.
Current Expenditure	30,709,587,338
Compensation to Employees	13,571,587,668
Use of Goods and Services	16,182,322,653
Current Transfers	35,000,000
Social Benefits	170,640,477
Acquisition of other assets	750,036,540
Capital Expenditure	11,668,739,940
Compensation to Employees	10,000,000
Use of Goods and Services	3,953,600,000
Capital transfer to the National Fund for the Disabled of Kenya	200,000,000
Acquisition of other assets	7,505,139,940
Total Expenditure	42,378,327,278



EXECUTIVE OFFICE OF THE PRESIDENT VOTE 1011
Reports and Financial Statements For the year ended June 30, 2022

Key Performance Highlights

The following is an overview of the financial performance for the year ended 30th June 2022 as reported in the detailed financial statements together with the commentary and comparative analysis against budget and prior year for the key items in the financial statements.


Table 5: Actual Performance against Budget for the Year ended 30th June 2022

Financial Performance	Approved Budget	Actual	Variance	Utilisation
	KShs	KShs	KShs	%
Total Receipts	42,378,327,278	30,429,295,915	11,949,031,363	71.80%
Total Payments	42,378,327,278	30,432,530,314	11,945,796,964	71.81%
Deficit for the Year		(3,234,399)		

Actual receipts by the Executive Office of the President was **28.20%** below the approved budget while actual payments exceeded the receipts by **Ksh 3,234,399** being **0.01%**. The failure to receive the full exchequer as budgeted impacted negatively on service delivery and execution of identified projects during 2021/2022 Financial Year. In particular, the late approval of the Supplementary budget towards end of June 2022 negatively affected procurement of goods and services (acquisition of assets and use of goods and services) whose procurement procedures are guided by laws, regulations and policies.

The deficit of **Ksh 3,234,399** arose from a **Unicef-Kenya funded** Generation Unlimited (GenU), project which had an exchequer receipt of **Ksh.9,335,000** against a total Payment of **Ksh.12,580,320** during the financial year. This project is however allowed to carry over its balances into the next financial year and therefore a balance of **Ksh.3,906,826** was brought forward to 2021/22 FY and have carried forward a bank balance of **Ksh.661,506 to FY 2022/23**.

This balance of **Ksh.3,906,826** brought forward could not be captured in Statement of Receipts and Payments since the Bank balance as at 30th June 2021 was not returned to Exchequer as the Project was progressing in 2021/2022 financial year and hence reported Deficit.



EXECUTIVE OFFICE OF THE PRESIDENT VOTE 1011
Reports and Financial Statements For the year ended June 30, 2022

Budget Utilisation

The Executive Office of the President spent **KShs. 30,432,530,314** in 2021/22 against an approved budget of **KShs.42,378,327,278**. The expenditure was incurred as shown in Table 6 below

Table 6: Budget Utilization

Economic Expenditure Item	Approved Budget	Actual Payments	Variance
	KShs	KShs	KShs
Compensation of Employees	13,581,587,668	12,736,390,646	845,197,022
Use of goods and services	20,135,922,653	13,442,219,811	6,693,702,842
Transfers to Other Government Units	200,000,000	200,000,000	-
Other grants and transfers	35,000,000	23,729,800	11,270,200
Social Security Benefits	170,640,477	155,660,963	14,979,514
Acquisition of Assets	8,255,176,480	3,874,529,094	4,380,647,386
Total Payments	42,378,327,278	30,432,530,314	11,945,796,964

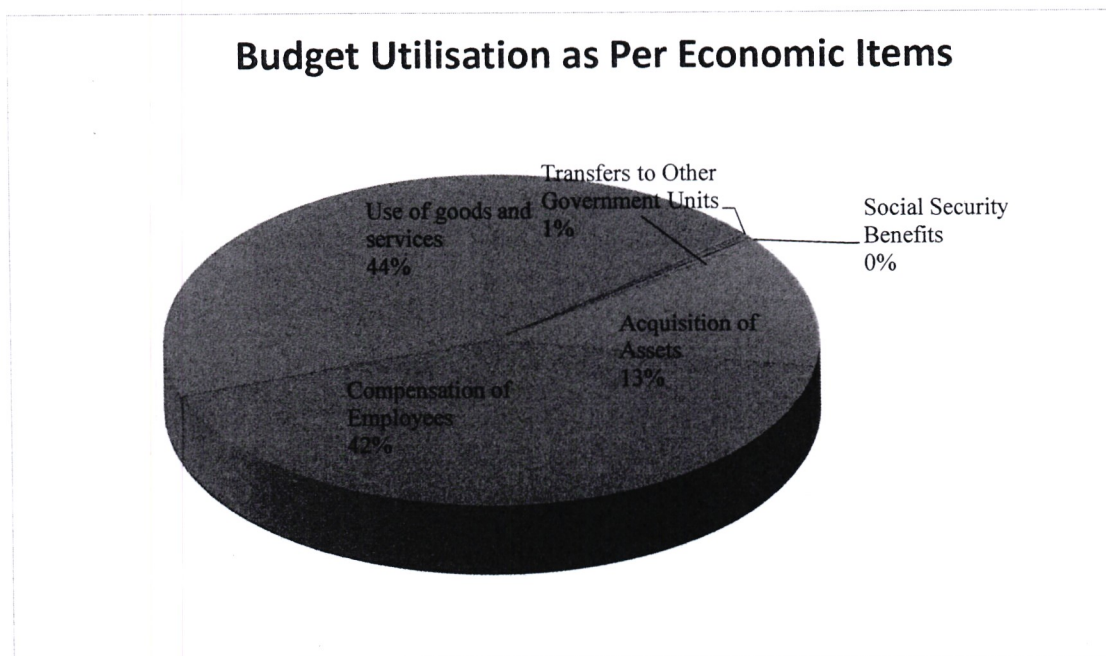



Figure 2: Utilization of Resources in the Executive office of the President by Economic items, 2021/2022 Financial year



EXECUTIVE OFFICE OF THE PRESIDENT VOTE 1011
Reports and Financial Statements For the year ended June 30, 2022

Key Achievement for the Executive Office of the President in 2021/22 Financial Year.

The Executive Office of the President applied the resources allocated on its programmes in 2021/22 Financial year and the following are the key achievements-

- Provision of overall policy and leadership direction in the management of Kenya's public affairs.
- Refurbishment and maintenance of support infrastructure for the President and the Deputy President including all State Houses and Lodges, Harambee House Annex Office and the Official Deputy President's residence in Karen.
- Overseeing the successful formulation, approval, and implementation of public policies.
- Successful implementation of Deed of Transfer of functions signed between National Government and Nairobi City County Government.

Challenges Faced and Strategies for their Mitigation

The Executive Office of the President faced challenges in the execution of 2021/22 Budget and include:-

- Reduced budget resources after clearing pending bills as a first charge.
- Succession management and staff capacity building challenges.

Table 2.1: Progress on Attainment of Strategic Objectives

Program	Sub-Program	Strategic Objective	Outcome	Indicator	Performance
State House	Coordination of State House Functions	To facilitate the execution of Presidential mandate as per the Constitution	National policy direction		100%
		To facilitate effective presidential communication and public engagement	Enhanced awareness of Government Programmes/ projects	No. of Documents developed and aired Kenya Vision 2030, MTP III and the 'Big Four Agenda	33No.
	Administration of Statutory Benefits for the Retired Presidents, Vice Presidents and former	To coordinate the adm.of the Retirement Benefits of Retired Presidents, Vice/ Deputy Presidents and Designated State Officers	Improved and sustained delivery of benefits	Timeliness of services	100%




EXECUTIVE OFFICE OF THE PRESIDENT VOTE 1011
Reports and Financial Statements For the year ended June 30, 2022

Program	Sub-Program	Strategic Objective	Outcome	Indicator	Performance
	prime minister				
	Strategic Policy and Advisory Services.	To provide input in policy formulation process.	Evidence based and responsive policies	Level of implementation and success	100%
Deputy President's Services	General Administration, Planning, Coordination, Supervision and Support Services	To facilitate implementation of Deputy President's functions	Effective leadership and service delivery	Efficient leadership and service delivery	100%
		To enhance coordination, consultation and supervision of Government for effective service delivery and the attainment of Vision 2030;	Effective Service delivery meeting the needs and aspirations of Kenyans Improved Intergovernmental Relation and performance	No of IBEC forums held	4 No.
Cabinet Affairs	Management of Cabinet Affairs	To promote good governance in the management of public affairs;	Effective and efficient public policy formulation and implementation	No. and type of policies approved	
		To promote national cohesion	National unity /harmonious co-existence among Kenyan communities.	State of security National Values, and State of Security Reports.	One Report each
		To enhance resources/ land use surveys for strategic	Improved land use/ Resource use	Land use / Resource assessment maps.	100%




EXECUTIVE OFFICE OF THE PRESIDENT VOTE 1011
Reports and Financial Statements For the year ended June 30, 2022

Program	Sub-Program	Strategic Objective	Outcome	Indicator	Performance
		planning and management	management and planning. Improved national food security	Area covered by land use/ resource assessment surveys. National Food security forecast report.	
Government Advisory Services	Power of Mercy Advisory Services	To exercise power of mercy among offenders.	Improved exercise of power of mercy	Draft Power of Mercy Policy. Draft Power of Mercy Bill.	1 No. 1 No.
	Counter-Terrorism Advisory Services	To reduce exposure to terrorism related security threats.	Improved security / Reduced exposure to security risks	State of national security.	
	State Corporations Advisory Services	To promote good governance in the management of state corporations	Improved governance and accountability in the management of State Corporations. Improved performance of State corporations.	Level of compliance to law, policy and Regulations among state corporations. Specific performance score for Boards, Chairpersons, Chief Executives and Members.	220 corporations audited
	Inspectorate of State Corporations	To enhance compliance among State Corporations	Improved Governance in State Corporations	No. of governance, Risk and Compliance Audits conducted.	9 No.
Nairobi Metropolitan Services	Health Services	To reduce spread of communicable diseases	Improved management of communicable diseases.	No. of eligible HIV clients on ARVs.	172,319 No.
				No. of HIV+ pregnant	5,968 No.




EXECUTIVE OFFICE OF THE PRESIDENT VOTE 1011
Reports and Financial Statements For the year ended June 30, 2022

Program	Sub-Program	Strategic Objective	Outcome	Indicator	Performance	
		among Nairobi residents.		mothers receiving preventive ARVs.		
				Level of control of other communicable diseases.	63%	
		To enhance surveillance and treatment of TB	Improved diagnosis, treatment and management of TB.	No. of TB cases put on treatment.	11,328 No.	
		To expand access to medical services for people with Non-Communicable diseases	Improved access to health services for Non-Communicable diseases (NCDs).	No. of women of reproductive age screened for cervical cancer.	55,002 No.	
				No. of clients treated for diabetes.	47,780 No.	
		To expand delivery of Preventive health care services	Expanded immunization coverage for children.	% of fully immunized children in Nairobi.	88%	
				Improved access and delivery of safe reproductive health services.	No. of Deliveries conducted by Skilled Birth Attendants.	140,517 No.
					No. of Women of reproductive age (WRA) receiving family planning (FP) commodities	415,480 No.
					Controlled childhood illnesses.	No. of children 6-59 months receiving Vitamin A supplements twice a year.



EXECUTIVE OFFICE OF THE PRESIDENT VOTE 1011
Reports and Financial Statements For the year ended June 30, 2022

Program	Sub-Program	Strategic Objective	Outcome	Indicator	Performance
			Improved access to essential health care services.	% of persons with acute malnutrition enrolled for curative nutrition services.	70%
		To expand and improve access to curative mental health services	Increased access to curative mental health services.	No. of health facilities offering mental health services enlisted.	22 No.
	Energy Environment, Water and Sanitation	To conserve, manage and protect natural resources in the City	Improved solid waste collection and disposal.	Tons of Garbage collected and disposed daily.	2,800tons
		To provide safe, affordable and sustainable water supply and sanitation services	Increased access to water and sanitation services.	No of persons connected to water and sewerage network last mile connectivity.	559,445 No.
	Roads Transport & Public Works	To expand and Rehabilitate Nairobi road transport network	Expanded road access in Nairobi informal settlements.	No. of Km of new roads constructed	248 Km
				No. of Km of rehabilitated roads in Nairobi's informal settlements.	102 Km
				No. of km of Non- Motorized roads constructed.	23 Km
	Energy Development Reticulation	To improve County public lighting	Expanded public lit up areas. Improved public safety	% of county area covered by public lighting.	90%
					14,661 No.



EXECUTIVE OFFICE OF THE PRESIDENT VOTE 1011
Reports and Financial Statements For the year ended June 30, 2022

Program	Sub-Program	Strategic Objective	Outcome	Indicator	Performance
	and Public Lights			No. of LED public lights installed.	
	Lands Housing, and Urban Development	To provide affordable and safe housing in the county	Improved living conditions in County rental houses.	No of houses maintained.	520 No.
		To enhance development approvals from developers	Efficient development approvals/service delivery	No. of building plans approved	
		To facilitate legal land ownership in the county	Increased legal registration of land in county.	No. of leases processed.	6,500 titles issued 11,979 lease document submitted to land or final processing.
	General Administration and Support Services	To improve compliance with laws, regulations and county by laws by the public.	Improved public order.	No. of compliance offices established.	11 No.
			Improved work environment.	No. of enforcement offices rehabilitated.	3 No.
		To attract and retain qualified and skilled professionals.	Improved service delivery	No. of enforcement officers recruited, trained and deployed.	676 No.



EXECUTIVE OFFICE OF THE PRESIDENT VOTE 1011
Reports and Financial Statements For the year ended June 30, 2022

Key Achievements in the Implementation of the Strategic Plan for the Executive Office of the President

The achievements realized during the 2021/2022 financial year include-

1. Fully facilitated the engagement of H.E. the President and the H.E. the Deputy President in fulfilling their mandate.
2. Refurbished and maintained the infrastructure in three (3) State Houses and five (5) State Lodges; Harambee House Annex, DP Official Residence in Karen and Mombasa and the mechanical garage.
3. Developed several policy frameworks for presidential priorities including; the High Level Panel for a Sustainable Ocean Economy; Generation Unlimited program for the youth; UK - Economic Partnership Agreement (EPA), US - Strategic Trade and Investment Partnership (STIP), and Comprehensive Economic Partnership Agreement (CEPA) with UAE.
4. Developed thirty three (33) documentaries highlighting the achievements on implementation of The Kenya Vision 2030, MTP III and the 'Big Four agenda'.
5. Trained 9,840 special interest persons (i.e. Women, Youth and Vulnerable persons) on livelihood related skills under Deputy President's Spouse Initiatives.
6. Developed a rangeland resource mapping inventory for Maasai Mara (Narok County) ecosystem covering 1500 units for estimating wildlife population, land use/land cover infrastructure and green meters index used in estimation of crop production under the National Resource Survey and Remote Sensing.
7. Undertook four (4) management audits and 220 board evaluations towards enhancing good corporate governance in State Corporations.
8. Prepared three (3) reports that guided the President on the exercise of Power of Mercy.
9. Constructed and operationalized 19 new health facilities in the informal settlement, rehabilitated, upgraded 27 health facilities including an 18-bed Intensive Care Unit (ICU) and a blood-donor Smart Bank at Mama Lucy Kibaki Hospital as well as Mama Margaret Kenyatta Children's Hospital which had stalled since 1989.
10. Launched and operationalized the Nairobi City County Community Health Services Act, 2019 enabling registration of additional 236,764 poor and vulnerable households for NHIF coverage /paid enlistment.
11. Established a fully-fledged Emergency Operation Centre (EOC) with a Toll-free number (1508) to manage emergency referral services.
12. Expanded road network by over 350km (300km in informal settlements); rehabilitated/recarpeted 100km roads (46km in CBD).
13. Constructed 20km of Non-motorized transport facilities (walkways), and also constructed five bus termini at Park Road, Desai Road, two in Westlands (next to Waumini Plaza and next to Viking House) and a major terminus at Green Park.



EXECUTIVE OFFICE OF THE PRESIDENT VOTE 1011
Reports and Financial Statements For the year ended June 30, 2022

14. Installed 14,661 new public lights within Nairobi and ensured 90% of public lighting.
15. Acquired an asphalt plant along Kangundo Road, 42 trucks, four (4) track excavators, six (6) backhoe excavators, one (1) paver and one (1) single drum roller thus enhancing efficiency in the delivery of infrastructural projects.
16. Beautified and rehabilitated various parks and open spaces including Uhuru Park, Jevanje Garden, Michuki Park, Central Park and City Park.
17. Drilled and equipped 199 boreholes and connected 810,000 households to water and sewer networks which was extended by over 50km.
18. Cleared a backlog on development approval applications of over 5,400 from NCCG and further approved over 7000 development applications through enhanced efficiency in processing of development applications.
19. A total of 6,500 title deeds were processed and 11,979 land lease documents submitted to MoLPP for processing and registration of titles.
20. Rehabilitated 520 County rental houses and common areas in BuruBuru, Kariobangi South and Jamhuri as well as renovated 8 markets.

Challenges faced


The Office faced the following challenges during the financial year -

1. Exchequer shortfalls leading to high accumulation of pending bills.
2. Succession management and staff capacity building challenges.
3. Inadequate specialized equipment in the technical departments including health, communication, Resource Surveys and Remote Sensing, transport and construction.
4. Inadequate Human resources capacity in the health sector, Resource Surveys and Remote Sensing.
5. Encroachment of way-leaves and road reserves affecting expansion of infrastructure.
6. Vandalism of road furniture including street lights, road signs, manhole covers, rail guards among others.
7. Price increases for key construction materials and other related equipment affected planned programmes and projects.
8. Lack of provisions within Public Finance Management Act to guide implementation of transfer of functions between two levels of government causing conflict and divergent view on budget formulation, implementation and accountability.
9. Aging infrastructure and illegal connections hampering water and sewer services,

Recommendations

To mitigate challenges faced the office recommends:

1. Enhance timely processing of payments and clear them as Exchequers are given.
2. Fast track process of resolving the pending and emerging regional and international boundaries disputes.



EXECUTIVE OFFICE OF THE PRESIDENT VOTE 1011
Reports and Financial Statements For the year ended June 30, 2022

3. Enhance human Resource capacity by training the existing technical staff including hiring of new ones in collaboration with the Public Service Commission.
4. Acquisition and/or upgrading of requisite work related machinery, tools and equipment.
5. Carrying out public awareness campaigns to enhance support in project implementation.
6. Continuous engagement with public sector stakeholders for successful implementation of planned projects and programmes.
7. Continuous monitoring and evaluation to enhance success of projects/programmes under implementation.
8. Need for continued adoption and deployment of new technology including use of digital satellite imagery for geospatial data acquisition.
9. Lobby for additional resources to modernize old water infrastructure and enforce by-laws to curb illegal connections



EXECUTIVE OFFICE OF THE PRESIDENT VOTE 1011
Reports and Financial Statements For the year ended June 30, 2022

3. CORPORATE SOCIAL RESPONSIBILITY STATEMENT/ SUSTAINABILITY REPORTING

This Office recognizes its Corporate Social Responsibility to Kenyans. Accordingly, it implements Corporate Social Responsibility Programmes geared towards the enhancement of lives of the vulnerable in the society. This includes women, youth and persons living with disability. With regard to People Living with Disability, the Office gives an annual grant of Kshs.200 million to the National Fund for the Disabled of Kenya. These resources are spent on buying assistive devices for disabled persons, capacity building, training workshops, issuance of small grants for income generation activities.

The Office is also cognizant of the needs of people living in the informal settlements. For purposes of containing the spread of COVID-19 and to provide clean water as a Right to the Residents, the Office supplied free clean water to the people in the informal settlements. The Office also addressed the plight of Kenyans who were adversely affected by the effects of COVID-19.

In furtherance of good health among mothers, the Office through the First Lady's Office continued implementation of the Beyond Zero campaign. The initiative seeks to promote safe motherhood and good health for infants and mobilizes resources – funds, equipment which are given to the needy areas of the country. The Office of the First Lady also continued motivating students to work hard. Through the Pupils reward Scheme (PURES) best performing students are rewarded for academic excellence. In addition, the Office also mentors the students to become responsible citizens. Over 2,035 students have benefited from this scheme during FY2021/2022


The Office also implemented a youth engagement programme with the objective of involving the participate in matters of governance in the country. During the year the office engaged 150 youths and facilitated with training for self employment.

Sustainability strategy and profile

In a fast changing world in the management of public affairs, the Executive Office of the President is aware of need to sustain quality public service delivery for the country. This will be attained through-

Creation of Institutions:

Towards this end, and in collaboration with Public Service Commission, the Office continues to create institutions to provide the desired services to Kenyans. This includes the review of the structure of Government through which new state bodies were created to provide quality services.



EXECUTIVE OFFICE OF THE PRESIDENT VOTE 1011
Reports and Financial Statements For the year ended June 30, 2022

Creation of Appropriate Policy and Legal Environment for Sustained Growth.

The Executive Office of the President as the Apex Ministry is desirous of Kenya's continued growth and prosperity. During the year the office continued to work with stakeholders to put in place robust policy and legislative measures for sustainable development. It continued to oversee the implementation of Key policies like Kenya Vision 2030, The Big Four Agenda (Manufacturing, Universal Health care, Food and Nutrition Security and Housing), among other national priorities. It also worked with other public agencies to identify and review policies and laws necessary for stimulating the growth and development of our Country in all the sectors within the broader public sector reforms.

Strategic Planning

To mitigate current and future challenges, this Office is implementing its Strategic 2018-2022 Plan. In the plan it has identified key strategic areas for focus towards the provision of its mandate.

1. Environmental performance

This Office is aware of the importance of good environment as critical for national development. It has therefore put in place measures to secure the environment within and without its workplan.

This is done through green procurement management as per NEMA guidelines.

Employee welfare

Employee welfare is critical for productivity. Consequently, the Office applied and will continue to enforce the existing policies, laws and regulations governing the workforce in the public service. These policies, laws and regulations provide guidance on the entry, stay and exit of civil servants and cover wide areas including gender and disability, management, workers safety as well as application of Public service values and principles as well as Article 10 of the Constitution. The Office will also remain open and will borrow and implement best practices in the management of human resources.

2. Market place practices

The Executive Office of the President remains committed to the promotion of value for money in public procurement. It commits to-

a) Responsible Competition Practice

- Promotion of open and transparent tendering by advertising procurement opportunities in the print media and Departments websites
- Ensuring Responsible and Fair competition (Right price, right quality and quantity, Right source of goods and Right service providers.
- Ensuring separation of roles/ functions in the procurement process to prevent conflict of interest.



EXECUTIVE OFFICE OF THE PRESIDENT VOTE 1011
Reports and Financial Statements For the year ended June 30, 2022

- Declaration of any interest during tendering process where applicable and Recusing
- Complying with tender management procedures (Preliminary, Technical and Financial evaluations) for objective evaluation of bids.
- Communicating outcomes for each tender to all participants.
- Preservation/Setting aside of certain categories of procurement to only AGPO registered companies
- Continuous monitoring and periodic Market survey on prices to ensure contracts awarded comparable to the prevailing market prices thereby realization of value for money.

b) Responsible Supply Chain and Supplier Relations

- Invitations to institution's functions and awards to the suppliers whose services are exceptional.
- Issuance of letters of recommendations to other organizations for companies that request and deserve to be recommended.
- Promoting companies owned by Youth, Women and PWD through letters to guarantee and access bank credits whenever such a request is made.
- Suppliers empowerment and support on the online procurement processes.
- Timely response on various queries / complaints regarding procurement.
- Suppliers sensitization on feedback mechanisms and platforms available e.g sharing Official emails, Websites and use of questionnaires.
- Request for feedback on the level of satisfaction on responses for various queries.
- Strategic placement of suggestion boxes for feedback on the level of satisfaction.
- Strategic display of Citizen Service Charters clearly stating the procurement processes and requirements to participate in procurement.
- Timely payment for supply of goods and provision of services.

c) Responsible Marketing and Advertisement:

- Continuous in-house staff trainings on responsible marketing practices as well as ethical procurement practices such as honesty, fairness and trustworthiness.
- Advertising tenders requiring wide circulation in official website, PPRA Portal and print media and only buying KeBS approved products.
- Procuring from ethically approved companies. (Those which promote good business ethics).
- Carrying out Due diligence on operations, capacity and capabilities of each company before engaging them for work



EXECUTIVE OFFICE OF THE PRESIDENT VOTE 1011
Reports and Financial Statements For the year ended June 30, 2022


d) Product Stewardship:

- Procuring eco-friendly supplies (Minimum harm to environment in production and capacity for recycling).
- Strict compliance with disposal regulations for obsolete assets and materials.
- Promoting value for money in procurement for goods and Services-minding - Quality and price.
- Keeping consuming departments informed on how to manage the products in to reduce harmful exposure and to maximize on the products.
- Provision of protective gear and materials to safeguard consumers from injury or any other harm.

3. Community Engagements

This Office acknowledges the need for continuous engagement with the community. It has therefore put in place community engagement programmes which are impacting positively on the lives of Kenyans such as-

- The Beyond Zero campaign pioneered by the Office of the First Lady which seeks to promote safe motherhood and infant health through provision of resources and equipment.
- Promoting sporting activities to raise resources for specified purpose (The First Lady's Half Marathon and the IAAF World under 18 Youth championships Nairobi Olympics where the First Lady of Kenya is the Patron.)
- Implementing and institutionalizing specific motivation and mentoring programmes focusing on specific groups such the Pupils Reward Scheme (PURES) which encourages and rewards students for good academic performance besides molding them into responsible citizens.



EXECUTIVE OFFICE OF THE PRESIDENT VOTE 1011
Reports and Financial Statements For the year ended June 30, 2022

4. STATEMENT OF PRESIDENCY'S MANAGEMENT RESPONSIBILITIES

Section 81 (1) of the Public Finance Management Act, 2012 requires that, at the end of each financial year, the accounting officer for a National Government Entity shall prepare financial statements in respect of that entity. Section 81 (3) requires the financial statements so prepared to be in a form that complies with relevant accounting standards as prescribed by the Public Sector Accounting Standards Board of Kenya from time to time.


The Accounting Officer in charge of the Executive Office of the President is responsible for the preparation and presentation of the entity's financial statements, which give a true and fair view of the state of affairs of the entity for and as at the end of the financial year ended on June 30, 2022. This responsibility includes: (i) maintaining adequate financial management arrangements and ensuring that these continue to be effective throughout the reporting period; (ii) maintaining proper accounting records, which disclose with reasonable accuracy at any time the financial position of the entity; (iii) designing, implementing and maintaining internal controls relevant to the preparation and fair presentation of the financial statements, and ensuring that they are free from material misstatements, whether due to error or fraud; (iv) safeguarding the assets of the entity; (v) selecting and applying appropriate accounting policies; and (vi) making accounting estimates that are reasonable in the circumstances.


The Accounting Officer accepts responsibility for the entity's financial statements, which have been prepared on the Cash Basis Method of Financial Reporting, using appropriate accounting policies in accordance with International Public Sector Accounting Standards (IPSAS). The Accounting Officer is of the opinion that the entity's financial statements give a true and fair view of the state of entity's transactions during the financial year ended June 30, 2022, and of the entity's financial position as at that date. The Accounting Officer further confirms the completeness of the accounting records maintained for the entity, which have been relied upon in the preparation of the entity's financial statements as well as the adequacy of the systems of internal financial control.

The Accounting Officer also confirms that the entity has complied fully with applicable Government Regulations and the terms of external financing covenants (where applicable), and that the entity's funds received during the year under audit were used for the eligible purposes for which they were intended and were properly accounted for. Further the Accounting Officer confirms that the entity's financial statements have been prepared in a form that complies with relevant accounting standards prescribed by the Public Sector Accounting Standards Board of Kenya.

Approval of the financial statements

The entity's financial statements were approved and signed by the Accounting Officer on 29th September, 2022.



Kinuthia Mbugua, MGH, CBS, OGW
Comptroller of State House


Joel K. Langatt, OGW
Senior Deputy Accountant General
ICPAK NO. 2889



REPUBLIC OF KENYA

Telephone: +254-(20) 3214000
Email: info@oagkenya.go.ke
Website: www.oagkenya.go.ke



HEADQUARTERS
Anniversary Towers
Monrovia Street
P.O. Box 30084-00100
NAIROBI

REPORT OF THE AUDITOR-GENERAL ON EXECUTIVE OFFICE OF THE PRESIDENT FOR THE YEAR ENDED 30 JUNE, 2022

PREAMBLE

I draw your attention to the contents of my report which is in three parts: -

- A. Report on the Financial Statements that considers whether the financial statements are fairly presented in accordance with the applicable financial reporting framework, accounting standards and relevant laws and regulations that have a direct effect on the financial statements.
- B. Report on Lawfulness and Effectiveness in Use of Public Resources which considers compliance with applicable laws, regulations, policies, gazette notices, circulars, guidelines and manuals and whether public resources are applied in a prudent, efficient, economic, transparent and accountable manner to ensure Government achieves value for money and that such funds are applied for intended purpose.
- C. Report on Effectiveness of Internal Controls, Risk Management and Governance which considers how the entity has instituted checks and balances to guide internal operations. This responds to the effectiveness of the governance structure, the risk management environment and the internal controls developed and implemented by those charged with governance for orderly, efficient and effective operations of the entity.

An unmodified opinion does not necessarily mean that an entity has complied with all relevant laws and regulations, and that its internal controls, risk management and governance systems are properly designed and were working effectively in the financial year under review.

The three parts of the report are aimed at addressing the statutory roles and responsibilities of the Auditor-General as provided under Article 229 of the Constitution, the Public Finance Management Act, 2012 and the Public Audit Act, 2015. The three parts of the report, when read together constitute the report of the Auditor-General.

REPORT ON THE FINANCIAL STATEMENTS

Opinion

I have audited the accompanying financial statements of Executive Office of the President set out on pages 44 to 71, which comprise of the statement of assets and liabilities as at

30 June, 2022 and the statement of receipts and payments, statement of cash flows and summary statements of appropriation - recurrent and development combined for the year then ended and a summary of significant accounting policies and other explanatory information in accordance with the provisions of Article 229 of the Constitution of Kenya and Section 35 of the Public Audit Act, 2015. I have obtained all the information and explanations which, to the best of my knowledge and belief, were necessary for the purpose of the audit.

In my opinion, the financial statements present fairly, in all material respects, the financial position of the Executive Office of the President as at 30 June, 2022 and of its financial performance and its cash flows for the year then ended, in accordance with International Public Sector Accounting Standards (Cash Basis) and comply with the Public Finance Management Act, 2012.

Basis for Opinion

The audit was conducted in accordance with International Standards of Supreme Audit Institutions (ISSAIs). I am independent of the Executive Office of the President Management in accordance with ISSAI 130 on Code of Ethics. I have fulfilled other ethical responsibilities in accordance with the ISSAI and in accordance with other ethical requirements applicable to performing audits of financial statements in Kenya. I believe that the audit evidence I have obtained is sufficient and appropriate to provide a basis for my opinion.

Emphasis of Matter

Pending Bills

As disclosed in Note 20.1 to the financial statements, the Executive Office of the President had pending bills totalling Kshs.15,950,133,545 as at 30 June, 2022 out of which, bills amounting to Kshs.14,814,008,078 related to Nairobi Metropolitan Services (NMS) while the balance of Kshs.1,136,125,467 related to State House and other Departments within the Executive Office of the President. The Nairobi Metropolitan Services pending bills totalling Kshs.14,814,008,078 consisted of amounts of Kshs.553,291,857, Kshs.267,696,314, Kshs.1,361,463,344 and Kshs.12,631,556,563 for the financial years 2018/2019, 2019/2020, 2020/2021 and 2021/2022, respectively.

The bills were not paid during the year under review but were instead carried forward to 2022/2023 financial year. Failure to settle bills during the year to which they relate distorts the budget implementation of the subsequent year as the outstanding bills form a first charge on resources available.

Key Audit Matters

Key audit matters are those matters that, in my professional judgment, are of most significance in the audit of the financial statements. There were no key audit matters to report in the year under review.

REPORT ON LAWFULNESS AND EFFECTIVENESS IN USE OF PUBLIC RESOURCES

Conclusion

As required by Article 229(6) of the Constitution, based on the audit procedures performed, except for the matters described in the Basis for Conclusion on Lawfulness and Effectiveness in Use of Public Resources section of my report, I confirm that, nothing else has come to my attention to cause me to believe that public resources have not been applied lawfully and in an effective way.

Basis for Conclusion

1.0. Projects under Nairobi Metropolitan Services

Review of the projects implemented under the Nairobi Metropolitan Services revealed the following anomalies:

1.1. Construction and Equipping of Health Facilities

During the year under review, the Ministry of Health entered into a contract for construction and equipping of ten (10) level two (2) and nine (9) level three (3) health facilities in Nairobi County at a contract sum of Kshs.869,400,000. The contract was to be implemented within ninety (90) days.

AMREF Health Africa having obtained a license as a procurement agent for the Ministry of Health, appointed a contractor to construct and equip the nineteen (19) health facilities at a cost of Kshs.900,000,000. Subsequently, Nairobi Metropolitan Services entered into a Deed of Assignment with the Ministry of Health for the construction of the nineteen (19) health facilities in Nairobi County.

Although the procuring agent was paid the full cost of Kshs.869,400,000 for constructing the nineteen (19) facilities, four (4) health facilities namely Sinai, Pumwani Majengo, Lucky Summer and Gumba/Mabatini were at 85%, 15%; 10% and 5% completion levels respectively at the time of audit. Further, no contract extension or reasons for the slow progress of work was provided despite full payment of the contract sum.

In the circumstances, it was not possible to confirm whether value for money for the expenditure of Kshs.869,400,000 incurred in the construction of the health facilities was realized.

1.2 Irregular Procurement of Street Lights

Examination of documents supporting payment of Kshs.66,576,000 made to a contractor for supply and installation of bulbs along the Nairobi-Thika Super Highway (A2) road revealed that, NMS used a term contract between KeNHA and an electricals Company in the procurement of 150/180W lights. On 8 June, 2020 a requisition was made for 2,000 pcs of 150/180W LED at a cost of Kshs.29,200 each as indicated in the contract obtained from KeNHA. However, NMS received 2,000 pcs at a unit cost of Kshs.33,288 resulting

to a price difference of Kshs.4,088 each leading to an overpayment of Kshs.8,176,000.

Further, the contract used for the procurement was a three-year performance-based contract signed on 31 December, 2018 at a contract sum of Kshs.528,599,196, for the maintenance of street lightings on Nairobi-Thika Super Highway (A2) road for a period of thirty-six (36) months. However, at the time NMS was procuring the lights for installing at the Nairobi -Thika Highway, the contract between KeNHA and the electricals Company was still in force and no evidence was provided for audit review to prove that KeNHA had transferred the contracted services to NMS.

In the circumstances, it is not possible to confirm propriety, validity and value for money for the expenditure of Kshs.8,176,000 incurred on procurement of street lights.

1.3 Construction of Kamitha Road

Review of procurement records revealed that the Nairobi City County entered into a contract with a construction company for the construction of Kamitha Road, Gatina at a contract price of Kshs.52,786,597 in 2020/2021 financial year. On 27 January, 2021, a Deed of Novation was entered into transferring the contract to NMS. The project start date was 27 March, 2020 with a completion date 27 March, 2021.

However physical verification of the project on 9 February, 2022 revealed that although the contractor laid the inverted block drainage, the drains were silted causing the culverts to block completely while the headwalls did not have plaster finish as provided for in the Bill of Quantities. Further, a road section between World Hope Stadium and the Lavington Estate had fresh asphaltic concrete an indication that the contractor had not properly compacted the base while there were no road makings and road signs.

In the circumstances, value for money on the funds used in the construction of the Kamitha Road could not be confirmed.

1.4 Water Sewer Extensions and Street Lighting

Nairobi Metropolitan Services entered into a contract with a contractor in 2021 to expand water sewer and street lighting in Dandora, Kangemi, Kawangware, Dagoretti Corner, Waithaka, Riruta, Kibera, Korogocho, Mathare, Zimmerman, Thome, Githurai 45 Mwioko, Kasarani and Mwiki at a contract sum of Kshs.4,475,766,419. The contract period was for twelve months starting 25 March, 2021.

Review of records revealed that a total amount of Kshs.1,640,073,278 had been paid out of which Kshs.1,192,496,636 was paid in 2021/2022 financial year and an advance of Kshs.447,576,642 in 2020/2021 financial year. However, the average combined progress of work was at 30% as per the Contract Implementation Team (CIT) site meeting held on 27 May, 2022.

The contractor was therefore behind schedule and no explanation or evidence of extension of the contract was provided casting doubt on value for money incurred on the project.

1.5. Uncompleted Rehabilitation of Jevanje Park

The Nairobi Metropolitan Services initiated the upgrading and maintenance of Jevanje Park at an estimated cost of Kshs.15,000,000. The works were to be done in-house by NMS and materials were procured for the project. The project was to run for four (4) months commencing on 25 February, 2020. However, physical inspection of the project carried out on 22 November, 2022 revealed that the project was still uncomplete despite NMS having procured materials, some of which were still on site and exposed to theft.

The project was behind schedule and value for money for the expenditure incurred on the project may not be realized.

The audit was conducted in accordance with ISSAI 4000. The standard requires that I comply with ethical requirements and plan and perform the audit to obtain assurance about whether the activities, financial transactions and information reflected in the financial statements are in compliance, in all material respects, with the authorities that govern them. I believe that the audit evidence I have obtained is sufficient and appropriate to provide a basis for my conclusion.

REPORT ON EFFECTIVENESS OF INTERNAL CONTROLS, RISK MANAGEMENT AND GOVERNANCE

Conclusion

As required by Section 7(1)(a) of the Public Audit Act, 2015, based on the audit procedures performed, I confirm that, nothing has come to my attention to cause me to believe that internal controls, risk management and overall governance were not effective.

Basis for Conclusion

The audit was conducted in accordance with ISSAI 2315 and ISSAI 2330. The standards require that I plan and perform the audit to obtain assurance about whether processes and systems of internal control, risk management and overall governance were operating effectively, in all material respects. I believe that the audit evidence I have obtained is sufficient and appropriate to provide a basis for my conclusion.

Responsibilities of Management and those Charged with Governance

The Management is responsible for the preparation and fair presentation of these financial statements in accordance with International Public Sector Accounting Standards (Cash Basis) and for maintaining effective internal controls as Management determines is necessary to enable the preparation of financial statements that are free from material misstatement, whether due to fraud or error and for its assessment of the effectiveness of internal controls, risk management and overall governance.

In preparing the financial statements, the Management is responsible for assessing the Office's ability to sustain its services, disclosing, as applicable, matters related to sustainability of services and using the applicable basis of accounting unless Management is aware of the intention to terminate the Office or to cease operations.

The Management is also responsible for the submission of the financial statements to the Auditor-General in accordance with the provisions of Section 47 of the Public Audit Act, 2015.

In addition to the responsibility for the preparation and presentation of the financial statements described above, Management is also responsible for ensuring that the activities, financial transactions and information reflected in the financial statements are in compliance with the authorities which govern them, and that public resources are applied in an effective way.

Those charged with governance are responsible for overseeing the Office's financial reporting process, reviewing the effectiveness of how Management monitors compliance with relevant legislative and regulatory requirements, ensuring that effective processes and systems are in place to address key roles and responsibilities in relation to overall governance and risk management, and ensuring the adequacy and effectiveness of the control environment.

Auditor-General's Responsibilities for the Audit

The audit objectives are to obtain reasonable assurance about whether the financial statements as a whole are free from material misstatement, whether due to fraud or error, and to issue an auditor's report that includes my opinion in accordance with the provisions of Section 48 of the Public Audit Act, 2015 and submit the audit report in compliance with Article 229(7) of the Constitution. Reasonable assurance is a high level of assurance, but is not a guarantee that an audit conducted in accordance with ISSAIs will always detect a material misstatement and weakness when it exists. Misstatements can arise from fraud or error and are considered material if, individually or in the aggregate, they could reasonably be expected to influence the economic decisions of users taken on the basis of these financial statements.

In addition to the audit of the financial statements, a compliance audit is planned and performed to express a conclusion about whether, in all material respects, the activities, financial transactions and information reflected in the financial statements are in compliance with the authorities that govern them and that public resources are applied in an effective way, in accordance with the provisions of Article 229(6) of the Constitution and submit the audit report in compliance with Article 229(7) of the Constitution.

Further, in planning and performing the audit of the financial statements and audit of compliance, I consider internal controls in order to give an assurance on the effectiveness of internal controls, risk management and overall governance processes and systems in accordance with the provisions of Section 7(1)(a) of the Public Audit Act, 2015 and submit the audit report in compliance with Article 229(7) of the Constitution. My consideration of the internal controls would not necessarily disclose all matters in the internal controls that might be material weaknesses under the ISSAIs. A material weakness is a condition in which the design or operation of one or more of the internal control components does not reduce to a relatively low level the risk that misstatements caused by error or fraud in amounts that would be material in relation to the financial statements being audited may

occur and not be detected within a timely period by employees in the normal course of performing their assigned functions.

Because of its inherent limitations, internal controls may not prevent or detect misstatements and instances of non-compliance. Also, projections of any evaluation of effectiveness to future periods are subject to the risk that controls may become inadequate because of changes in conditions, or that the degree of compliance with the policies and procedures may deteriorate.

As part of an audit conducted in accordance with ISSAIs, I exercise professional judgement and maintain professional skepticism throughout the audit. I also:

- Identify and assess the risks of material misstatement of the financial statements, whether due to fraud or error, design and perform audit procedures responsive to those risks, and obtain audit evidence that is sufficient and appropriate to provide a basis for my opinion. The risk of not detecting a material misstatement resulting from fraud is higher than for one resulting from error, as fraud may involve collusion, forgery, intentional omissions, misrepresentations, or the override of internal controls.
- Evaluate the appropriateness of accounting policies used and the reasonableness of accounting estimates and related disclosures made by the Management.
- Conclude on the appropriateness of the Management's use of the applicable basis of accounting and based on the audit evidence obtained, whether a material uncertainty exists related to events or conditions that may cast significant doubt on the Office's ability to sustain its services. If I conclude that a material uncertainty exists, I am required to draw attention in the auditor's report to the related disclosures in the financial statements or, if such disclosures are inadequate, to modify my opinion. My conclusions are based on the audit evidence obtained up to the date of my audit report. However, future events or conditions may cause the Office to cease to sustain its services.
- Evaluate the overall presentation, structure and content of the financial statements, including the disclosures and whether the financial statements represent the underlying transactions and events in a manner that achieves fair presentation.
- Obtain sufficient appropriate audit evidence regarding the financial information and business activities of the Office to express an opinion on the financial statements.
- Perform such other procedures as I consider necessary in the circumstances.

I communicate with the Management regarding, among other matters, the planned scope and timing of the audit and significant audit findings, including any significant deficiencies in internal controls that are identified during the audit.

I also provide the Management with a statement that I have complied with relevant ethical requirements regarding independence and communicate with them all relationships and

other matters that may reasonably be thought to bear on my independence and where applicable, related safeguards.


CPA Nancy Gathungu, CBS
AUDITOR-GENERAL

Nairobi


10 February, 2023


EXECUTIVE OFFICE OF THE PRESIDENT VOTE 1011
Reports and Financial Statements For the year ended June 30, 2022

6. STATEMENT OF RECEIPTS AND PAYMENTS FOR THE YEAR ENDED 30TH JUNE 2022

DESCRIPTION	Note	2021-2022	2020-2021
		Kshs	Kshs
RECEIPTS			
Transfers from National Treasury	1	18,514,227,788	20,271,770,930
Transfers from Other Government Entities	2	11,847,311,055	9,983,837,608
Proceeds from Sale of Assets	3	26,610,775	1,173,150
Reimbursements and Refunds	4	16,830,000	59,825,970
Other Receipts	5	24,316,298	33,605,485
TOTAL RECEIPTS		30,429,295,915	30,350,213,143
PAYMENTS			
Compensation of Employees	6	12,736,390,646	10,681,430,521
Use of goods and services	7	13,442,219,811	12,906,020,200
Transfers to Other Government Units	8	200,000,000	200,000,000
Other grants and transfers	9	23,729,800	-
Social Security Benefits	10	155,660,963	276,340,799
Acquisition of Assets	11	3,874,529,094	6,266,055,268
TOTAL PAYMENTS		30,432,530,314	30,329,846,787
SURPLUS/DEFICIT		(3,234,398)	20,366,356

The accounting policies and explanatory notes to these financial statements form an integral part of the financial statements. The entity financial statements were approved on 29th September, 2022 and signed by:


 Kinuthia Mbugua, MGH, CBS, OGW
 Comptroller of State House


 Joel K. Langatt, OGW
 Senior Deputy Accountant general
 ICPAK Member Number: 2889





EXECUTIVE OFFICE OF THE PRESIDENT VOTE 1011
Reports and Financial Statements For the year ended June 30, 2022

7. STATEMENT OF ASSETS AND LIABILITIES AS AT 30TH JUNE 2022

DESCRIPTION	Note	2021/2022	2020/2021
		Kshs	Kshs
FINANCIAL ASSETS			
Cash and Cash Equivalents			
Bank Balances	12A	236,356,151	110,906,871
Cash Balances	12B	228,641	13,855,347
Total Cash and Cash Equivalents		236,584,792	124,762,218
Accounts Receivables - Outstanding Imprest and Clearance Accounts	13	1,247,326	2,449,477
TOTAL FINANCIAL ASSETS		237,832,118	127,211,695
LESS: FINANCIAL LIABILITIES			
Accounts Payables - Deposits	14	234,710,213	104,090,532
NET FINANCIAL ASSETS		3,121,905	23,121,163
REPRESENTED BY			
Fund balance b/fwd	15	23,121,163	177,302,458
Prior year adjustments	16	(16,764,860)	(174,547,651)
Surplus/Deficit for the year		(3,234,398)	20,366,356
NET FINANCIAL POSITION		3,121,905	23,121,163

The accounting policies and explanatory notes to these financial statements form an integral part of the financial statements. The entity financial statements were approved on 29th September, 2022 and signed by:


 Kinuthia Mbugua, MGH,CBS, OGW
 Comptroller of State House


 Joel K. Langatt, OGW
 Senior Deputy Accountant General
 CPAK Member Number 2889





EXECUTIVE OFFICE OF THE PRESIDENT VOTE 1011
Reports and Financial Statements For the year ended June 30, 2022

8. STATEMENT OF CASH FLOW FOR THE YEAR ENDED 30TH JUNE 2022

DESCRIPTION	Note	2021-2022	2020-2021
		Kshs	Kshs
CASH FLOW FROM OPERATING ACTIVITIES			
Receipts for operating income			
Transfers from National Treasury	1	18,514,227,788	20,271,770,930
Transfers from Other Government Entities	2	11,847,311,055	9,983,837,608
Reimbursements and Refunds	4	16,830,000	59,825,970
Other Receipts	5	24,316,298	33,605,485
		30,402,685,141	30,349,039,993
Payments for operating expenses			
Compensation of Employees	6	12,736,390,646	10,681,430,521
Use of goods and services	7	13,442,219,811	12,906,020,200
Transfers to Other Government Units	8	200,000,000	200,000,000
Other grants and transfers	9	23,729,800	-
Social Security Benefits	10	155,660,963	276,340,799
		26,558,001,220	24,063,791,519
Adjusted for:			
Changes in receivables	17	1,202,152	39,761
Changes in payables	18	130,619,681	75,094,297
Adjustments during the year	16	(16,764,860)	(174,547,651)
Net cashflow from operating activities		3,959,740,893	6,185,834,881
CASHFLOW FROM INVESTING ACTIVITIES			
Proceeds from Sale of Assets	3	26,610,775	1,173,150
Acquisition of Assets	11	(3,874,529,094)	(6,266,055,268)
Net cash flows from Investing Activities		(3,847,918,319)	(6,264,882,118)
NET INCREASE IN CASH AND CASH EQUIVALENT		111,822,574	(79,047,237)
Cash and cash equivalent at BEGINNING of the year		124,762,218	203,809,455
Cash and cash equivalent at END of the year		236,584,792	124,762,218

The accounting policies and explanatory notes to these financial statements form an integral part of the financial statements. The entity financial statements were approved on 29th September, 2022 and signed by:-


 Kinuthia Mbugua, MGH, CBS, OGW
 Comptroller of State House



 Joel K. Langatt, OGW
 Senior Deputy Accountant General
 ICPAK Member Number: 2889

EXECUTIVE OFFICE OF PRESIDENT VOTE 1011

Reports and Financial Statements For the year ended June 30, 2022

9. SUMMARY STATEMENT OF APPROPRIATION: RECURRENT AND DEVELOPMENT COMBINED


Code	Revenue/Expense Item	Original Budget KSh	Adjustments KSh	Final Budget KSh	Actual on Comparable Basis KSh	Budget Utilization Difference KSh	% of Utilization Difference to Final Budget f=d/c %
		a	b	c=a+b	d	e=c-d	f=d/c %
1.	Tax receipts	9,808,250,000	10,329,860,580	20,138,110,580	-	20,138,110,580	0%
2.	Exchequer releases	24,776,312,979	(2,574,082,662)	22,202,230,317	18,514,227,788	3,688,002,529	83%
3.	Transfers from Other Government Entities	-	-	-	11,847,311,055	(11,847,311,055)	0%
4.	Proceeds from Sale of Assets	2,100,000	19,723,381	21,823,381	26,610,775	(4,787,394)	122%
5.	Reimbursements and Refunds	-	-	-	16,830,000	(16,830,000)	0%
6.	Other Receipts	8,300,000	7,863,000	16,163,000	24,316,298	(8,153,298)	150%
	Total Receipts	34,594,962,979	7,783,364,299	42,378,327,278	30,429,295,915	11,949,031,363	71.80%
	Payments						
	Compensation of Employees	13,584,812,377	(3,224,709)	13,581,587,668	12,736,390,646	845,197,022	94%
7.	Use of goods and services	15,113,795,155	5,022,127,498	20,135,922,653	13,442,219,811	6,693,702,842	67%
8.	Transfers to Other Government Units	200,000,000	-	200,000,000	200,000,000	-	100%
9.	Other grants and transfers	50,000,000	(15,000,000)	35,000,000	23,729,800	11,270,200	68%
10.	Social Security Benefits	49,232,144	121,408,333	170,640,477	155,660,963	14,979,514	91%
11.	Acquisition of Assets	5,597,123,303	2,658,053,177	8,255,176,480	3,874,529,094	4,380,647,386	47%
12.	Grand Total	34,594,962,979	7,783,364,299	42,378,327,278	30,432,530,314	11,945,796,964	71.81%
	Surplus/Deficit				(3,234,398)		




Notes

1. **Exchequer releases**
The exchequer issue amounted to 83% of the total budget resulting to underfunding by 17%
2. **Proceeds from Sale of Assets**
The proceeds from sale of assets were 122% more than expected because goods sold fetched more than expected reserve price.
3. **Reimbursements and Refunds**
During the Financial Year, an amount of Ksh.16,830,000 was received from the Consolidated Fund. The same is not reflected in the vote book as they were budgeted under The National Treasury and planning.
4. **Use of Goods and Services**
 - The loading of the supplementary budget was done towards the closure of the financial year thus affecting procuring of goods and services
 - The underutilization of the procurement budget (Use goods and Services) was caused by the lengthy procurement logistics given the time available for procuring before the end of the financial year.
5. **Acquisition of Assets**
 - The loading of the supplementary budget was done towards the closure of financial year thus affecting procuring of goods and services.
 - The underutilization of goods and services was as a result of procurement logistics due to time constraint.

The accounting policies and explanatory notes to these financial statements form an integral part of the financial statements and are provided in this report. The entity financial statements were approved on 29th September 2022 and signed by:


Kinuthia Mbugua, MGH, CBS, OGW
Comptroller of State House



Joel K. Langatt, OGW
Senior Deputy Accountant General
ICPAK Member Number: 2889



EXECUTIVE OFFICE OF THE PRESIDENT VOTE 1011
Reports and Financial Statements For the year ended June 30, 2022

10. SUMMARY STATEMENT OF APPROPRIATION: RECURRENT

Code	Revenue/Expense Item	Original Budget KSh.	Adjustments KSh.	Final Budget KSh.	Actual on Comparable Basis KSh.	Budget Utilisation Difference	% of Utilisation Difference to Final Budget f=d/c %
		a	b	c=a+b	d	e=c-d	f=d/c %
1.	Tax Receipts	3,296,100,000	8,809,940,000	12,106,040,000	-	12,106,040,000	0%
2.	Exchequer releases	21,961,213,596	- 3,395,652,639	18,565,560,957	15,682,718,518	2,882,842,439	84%
3.	Transfers from Other Government Entities				9,649,012,200	(9,649,012,200)	0%
4.	Proceeds from Sale of Assets	2,100,000	19,723,381	21,823,381	26,610,775	(4,787,394)	122%
5.	Reimbursements and Refunds		-	-	16,830,000	(16,830,000)	0%
6.	Other Receipts	8,300,000	7,863,000	16,163,000	24,316,298	(8,153,298)	150%
	Total Receipts	25,267,713,596	5,441,873,742	30,709,587,338	25,399,487,790	5,310,099,548	
	PAYMENTS						
7.	Compensation of Employees	13,566,650,000	4,937,668	13,571,587,668	12,727,400,780	844,186,888	94%
8.	Use of goods and services	11,110,442,899	5,071,879,754	16,182,322,653	11,963,629,773	4,218,692,880	74%
9.	Other grants and transfers	50,000,000	- 15,000,000	35,000,000	23,729,800	11,270,200	0%
10.	Social Security Benefits	49,232,144	121,408,333	170,640,477	155,660,963	14,979,514	91%
11.	Acquisition of Assets	491,388,553	258,647,987	750,036,540	528,733,318	221,303,222	70%
	Grand Total	25,267,713,596	5,441,873,742	30,709,587,338	25,399,154,634	5,310,432,704	83%
	Surplus/Deficit				333,156		





EXECUTIVE OFFICE OF THE PRESIDENT VOTE 1011
Reports and Financial Statements For the year ended June 30, 2022


Notes

1. **Exchequer releases**
The exchequer issue amounted to 83% of the total budget resulting to underfunding by 17%
2. **Acquisition of Assets**
 - The loading of the supplementary budget was done towards the closure of the financial year thus affecting procuring of goods and services.
 - The underutilization of acquisition of assets was as a result of procurement logistics due to time constrain

The accounting policies and explanatory notes to these financial statements form an integral part of the financial statements and have been provided in this report. The entity financial statements were approved on 29th September, 2022 and signed by:



Kinuthia Mbugua, MGH, CBS, OGW
Comptroller of State House


Joel K. Langatt, OGW
Senior Deputy Accountant General
ICPAK Member Number: 2889



11. SUMMARY STATEMENT OF APPROPRIATION: DEVELOPMENT

Code	Revenue/Expense Item	Original Budget KShs.	Adjustments KShs.	Final Budget KShs.	Actual on Comparable Basis KShs.	Budget Utilisation Difference KShs.	% of Utilization
		a	b	c=a+b	d	e=c-d	f=d/c %
	RECEIPTS						
1.	Tax Receipt	6,512,150,000	1,519,920,580	8,032,070,580	-	8,032,070,580	0%
2.	Exchequer releases	2,815,099,383	821,569,977	3,636,669,360	2,831,509,270	805,160,090	78%
3.	Transfers from Other Government Entities	-	-	-	2,198,298,855	(2,198,298,855)	0%
	Total Receipts	9,327,249,383	2,341,490,557	11,668,739,940	5,029,808,125	6,638,931,815	43%
	Payments						
4.	Compensation of Employees	18,162,377	(8,162,377)	10,000,000	8,989,866	1,010,134	90%
5.	Use of goods and services	4,003,352,256	(49,752,256)	3,953,600,000	1,478,590,038	2,475,009,962	37%
6.	Transfers to Other Government Units	200,000,000	-	200,000,000	200,000,000	-	100%
7.	Acquisition of Assets	5,105,734,750	2,399,405,190	7,505,139,940	3,345,795,776	4,159,344,164	45%
	Grand Total	9,327,249,383	2,341,490,557	11,668,739,940	5,033,375,680	6,635,364,260	43%
	Surplus/Deficit				(3,567,555)		





EXECUTIVE OFFICE OF THE PRESIDENT VOTE 1011
Reports and Financial Statements For the year ended June 30, 2022


Notes:

1. **Exchequer releases**
The exchequer issue amounted to 83% of the total budget resulting to underfunding by 17%
2. **Use of goods and services**
 - The loading of the supplementary budget was done towards the closure of financial year thus affecting procuring of goods and services.
 - The underutilization of goods and services was as a result of procurement logistics due to time constraint.
3. **Acquisition of Assets**
 - The loading of the supplementary budget was done towards the closure of financial year thus affecting procuring of goods and services.
 - The underutilization of goods and services was as a result of procurement logistics due to time constraint.

The accounting policies and explanatory notes to these financial statements form an integral part of the financial statements and have been provided in this report. The entity financial statements were approved on 29th September, 2022 and signed by:


Kinuthia Mbugua, MGH, CBS, OGW
Comptroller of State House



Joef K. Langatt, OGW
Senior Deputy Accountant General
ICPAK Member Number: 2889



EXECUTIVE OFFICE OF THE PRESIDENT VOTE 1011
Reports and Financial Statements For the year ended June 30, 2022

11. SUMMARY STATEMENT OF APPROPRIATION: DEVELOPMENT

Code	Revenue/Expense Item	Original Budget KShs.	Adjustments KShs.	Final Budget KShs.	Actual on Comparable Basis KShs.	Budget Utilisation Difference KShs.	% of Utilization
		a	b	c=a+b	d	e=c-d	f=d/c %
	RECEIPTS						
1.	Tax Receipt	6,512,150,000	1,519,920,580	8,032,070,580	-	8,032,070,580	0%
2.	Exchequer releases	2,815,099,383	821,569,977	3,636,669,360	2,831,509,270	805,160,090	78%
3.	Transfers from Other Government Entities	-	-	-	2,198,298,855	(2,198,298,855)	0%
	Total Receipts	9,327,249,383	2,341,490,557	11,668,739,940	5,029,808,125	6,638,931,815	43%
	Payments						
4.	Compensation of Employees	18,162,377	(8,162,377)	10,000,000	8,989,866	1,010,134	90%
5.	Use of goods and services	4,003,352,256	(49,752,256)	3,953,600,000	1,478,590,038	2,475,009,962	37%
6.	Transfers to Other Government Units	200,000,000	-	200,000,000	200,000,000	-	100%
7.	Acquisition of Assets	5,105,734,750	2,399,405,190	7,505,139,940	3,345,795,776	4,159,344,164	45%
	Grand Total	9,327,249,383	2,341,490,557	11,668,739,940	5,033,375,680	6,635,364,260	43%
	Surplus/Deficit				(3,567,555)		





EXECUTIVE OFFICE OF THE PRESIDENT VOTE 1011
Reports and Financial Statements For the year ended June 30, 2022

Notes:

1. **Exchequer releases**
The exchequer issue amounted to 83% of the total budget resulting to underfunding by 17%
2. **Use of goods and services**
 - The loading of the supplementary budget was done towards the closure of financial year thus affecting procuring of goods and services.
 - The underutilization of goods and services was as a result of procurement logistics due to time constraint.
3. **Acquisition of Assets**
 - The loading of the supplementary budget was done towards the closure of financial year thus affecting procuring of goods and services.
 - The underutilization of goods and services was as a result of procurement logistics due to time constraint.

The accounting policies and explanatory notes to these financial statements form an integral part of the financial statements and have been provided in this report. The entity financial statements were approved on 29th September, 2022 and signed by:


Kinuthia Mbugua, MGH, CBS, OGW
Comptroller of State House


Joel K. Langatt, OGW
Senior Deputy Accountant General
ICPAK Member Number: 2889



EXECUTIVE OFFICE OF THE PRESIDENT VOTE 1011
Reports and Financial Statements For the year ended June 30, 2022

12. BUDGET EXECUTION BY PROGRAMMES AND SUB-PROGRAMMES


PROGRAMME	Approved Budget 2021/2022 KShs.	Indicators	Outcomes	Actual Expenditure 2021/2022 KShs.	Variance KShs.
PROGRAMME 1: STATE HOUSE AFFAIRS					
SP 1.1 Coordination of Statehouse Functions	8,861,183,970		99.25%	8,794,403,583	66,780,388
SP 1.2 Administration of benefits for the retired presidents	325,682,390		88.23%	287,333,563	38,348,827
Total Expenditure of Programme 1	9,186,866,360		98.86%	9,081,737,146	105,129,214
PROGRAMME 2 : DEPUTY PRESIDENT SERVICES					
SP 2.1 General Administration and Support services	504,951,409		84.87%	428,558,891	76,392,518
SP 2.2 Coordination and Supervision	998,435,284		98.08%	979,267,745	19,167,539
Total Expenditure of Programme 2	1,503,386,693		93.64%	1,407,826,636	95,560,057
PROGRAMME 3: CABINET AFFAIRS					
SP 3.1 Management of Cabinet Affairs	1,763,270,904		97.72%	1,723,116,883	40,154,021
Total Expenditure of Programme 3	1,763,270,904		97.72%	1,723,116,883	40,154,021
PROGRAMME 4: GOVERNMENT ADVISORY SERVICES					
SP 4.1 State Corporations Advisory Services	31,807,315		97.73%	31,084,215	723,100
SP 4.2 Power of Mercy Advisory Services	106,794,492		95.19%	101,657,484	5,137,008
SP 4.3 Counter Terrorism Advisory Services	450,000,000		100.00%	450,000,000	-
SP 4.4 Inspectorate of state Corporation	92,774,221		97.34%	90,310,706	2,463,515
Total Expenditure of Programme 4	681,376,028		98.78%	673,052,406	8,323,622
PROGRAMME 5: NAIROBI METROPOLITAN SERVICES					
SP 5.1 Nairobi Metropolitan Services	4,247,055,274		68.08%	2,891,360,114	1,355,690
SP 5.2 Metropolitan Health Services	9,875,406,336		72.42%	7,151,704,451	2,723,701,885
SP 5.3 Metropolitan Transport, Roads and public works	6,019,084,557		43.63%	2,626,238,463	3,392,846,094



EXECUTIVE OFFICE OF THE PRESIDENT VOTE 1011
Reports and Financial Statements For the year ended June 30, 2022

SP 5.4 Metropolitan Lands, Housing, Planning and Development	1,556,081,503	40.78%	634,545,548	921,535,955
SP 5.5 Metropolitan Environment, Water, Waste and Ancillary Services	4,996,744,619	57.55%	2,875,570,251	2,121,174,368
SP 5.6 Metropolitan Energy, Reticulation and Public Lighting	2,549,055,004	53.64%	1,367,378,418	1,181,676,587
Total Expenditure of Programme 5	29,243,427,293	60.00%	17,546,797,244	11,696,630,049
Total Expenditure of Vote 1011	42,378,327,278	71.81%	30,432,530,314	11,945,796,964

This statement is a disclosure statement indicating the utilization in the same format at Executive Office of the President budgets which are programme based.



EXECUTIVE OFFICE OF PRESIDENT VOTE 1011
Reports and Financial Statements For the year ended June 30, 2022

13. SIGNIFICANT ACCOUNTING POLICIES

The principal accounting policies adopted in the preparation of these financial statements are set out below:

1. Statement of Compliance and Basis of Preparation

The financial statements have been prepared in accordance with Cash-basis International Public Sector Accounting Standards (IPSAS) as prescribed by the Public Sector Accounting Standards Board (PSASB) and set out in the accounting policy note below. This cash basis of accounting has been supplemented with accounting for; a) receivables that include imprests and salary advances and b) payables that include deposits and retentions.

The financial statements comply with and conform to the form of presentation prescribed by the PSASB. The accounting policies adopted have been consistently applied to all the years presented.

2. Reporting Entity

The financial statements are for the Executive office of The President. The financial statements encompass the reporting entity as specified under Section 81 of the PFM Act 2012.

3. Reporting Currency

The financial statements are presented in Kenya Shillings (Kshs), which is the functional and reporting currency of the Government and all values are rounded to the nearest Kenya Shilling.



EXECUTIVE OFFICE OF THE PRESIDENT VOTE 1011
Reports and Financial Statements For the year ended June 30, 2022

Significant Accounting Policies (Continued)

4. Significant Accounting Policies

The accounting policies set out in this section have been consistently applied by Executive office of The President for all the years presented.

a) Recognition of Receipts

The Executive office of The President recognises all receipts from the various sources when the event occurs, and the related cash has been received by the Executive Office of President.

(i) Transfers from the Exchequer

Transfers from the exchequer are recognized in the books of accounts when cash is received. Cash is considered as received when payment instruction is issued to the bank and notified to the receiving *entity*.

(ii) External Assistance

External assistance is received through grants and loans from multilateral and bilateral development partners. Grants and loans shall be recognized in the books of accounts when cash is received. Cash is considered as received when a payment advice is received by the recipient entity or by the beneficiary. In case of grant/loan in kind, such grants are recorded upon receipt of the grant item and upon determination of the value. The date of the transaction is the value date indicated on the payment advice. A similar recognition criteria is applied for loans received in the form of a direct payment.

During the year ended 30th June 2022, there were no instances of non-compliance with terms and conditions which have resulted in cancellation of external assistance loans.

EXECUTIVE OFFICE OF THE PRESIDENT VOTE 1011
Reports and Financial Statements For the year ended June 30, 2022

Significant Accounting Policies (Continued)

(iii) Other receipts

These include Appropriation-in-Aid and relates to receipts such as proceeds from disposal of assets and sale of tender documents. These are recognised in the financial statements the time associated cash is received.

b) Recognition of payments

The Entity recognises all payments when the event occurs, and the related cash has been paid out by the *Entity*.

i) Compensation of Employees

Salaries and wages, allowances, statutory contribution for employees are recognized in the period when the compensation is paid.

ii) Use of Goods and Services

Goods and services are recognized as payments in the period when the goods/services are paid for. Such expenses, if not paid during the period where goods/services are consumed, shall be disclosed as pending bills.

iii) Interest on Borrowing

Borrowing costs that include interest are recognized as payment in the period in which they are paid for.

iv) Principal on borrowing

The repayment of principal amount of borrowing is recognized as payment in the period in which the repayment is made.



EXECUTIVE OFFICE OF THE PRESIDENT VOTE 1011
Reports and Financial Statements For the year ended June 30, 2022

Significant Accounting Policies (Continued)

v) Acquisition of Fixed Assets

The payment on acquisition of property plant and equipment items is not capitalized. The cost of acquisition and proceeds from disposal of these items are treated as payments and receipts items respectively. Where an asset is acquired in a non-exchange transaction for nil or nominal consideration and the fair value of the asset can be reliably established, a contra transaction is recorded as receipt and as a payment.

A fixed asset register is maintained and a summary provided for purposes of consolidation. This summary is disclosed as an annexure xx to the financial statements.

vi) In-kind contributions

In-kind contributions are donations that are made to the Entity in the form of actual goods and/or services rather than in money or cash terms. These donations may include vehicles, equipment or personnel services. Where the financial value received for in-kind contributions can be reliably determined, the *Entity* includes such value in the statement of receipts and payments both as receipts and as payments in equal and opposite amounts; otherwise, the contribution is not recorded.

vii) Third Party Payments

Included in the receipts and payments, are payments made on its behalf to third parties in form of loans and grants. These payments do not constitute cash receipts and payments and are disclosed in the payment to third parties in the statement of receipts and payments as proceeds from foreign borrowings.



EXECUTIVE OFFICE OF THE PRESIDENT VOTE 1011
Reports and Financial Statements For the year ended June 30, 2022

Significant Accounting Policies (Continued)

c) Cash and Cash Equivalents

Cash and cash equivalents comprise cash on hand and cash at bank, short-term deposits on call and highly liquid investments with an original maturity of three months or less, which are readily convertible to known amounts of cash and are subject to insignificant risk of changes in value. Bank account balances include amounts held at the Central Bank of Kenya and at various commercial banks at the end of the financial year.

Restriction on Cash

Restricted cash represents amounts that are limited/restricted from being used to settle a liability for at least twelve months after the reporting period. This cash is limited for direct use as required by stipulation.

Amounts maintained in deposit bank accounts are restricted for use in refunding third party deposits. As at 30th June 2022, this amounted to Kshs **234,710,213** compared to Kshs **104,090,532** in prior period as indicated on note 14. There were no other restrictions on cash during the year.

d) Imprests and advances

For the purposes of these financial statements, imprests and advances to authorised public officers and/or institutions which were not surrendered or accounted for at the end of the financial year are treated as receivables. This is in recognition of the government practice where the imprest payments are recognized as payments when fully accounted for by the imprest or Authority to Incur Expenditure (AIE) holders. This is an enhancement to the cash accounting policy. Other accounts receivables are disclosed in the financial statements.

EXECUTIVE OFFICE OF THE PRESIDENT VOTE 1011
Reports and Financial Statements For the year ended June 30, 2022

Significant Accounting Policies (Continued)

e) Third party deposits and retention

For the purposes of these financial statements, deposits and retentions held on behalf of third parties have been recognized on an accrual basis (as accounts payables). This is in recognition of the government practice of retaining a portion of contracted services and works pending fulfilment of obligations by the contractor and to hold deposits on behalf of third parties. This is an enhancement to the cash accounting policy adopted for National Government Ministries and Agencies.

Other liabilities including pending bills are disclosed in the financial statements.

f) Pending Bills

Pending bills consist of unpaid liabilities at the end of the financial year arising from contracted goods or services during the year or in past years. As pending bills do not involve the payment of cash in the reporting period, they recorded as 'memorandum' or 'off-balance' items. When the pending bills are finally settled, such payments are included in the Statement of Receipts and Payments in the year in which the payments are made.

g) Budget

The budget is developed on a comparable accounting basis (cash basis except for imprest and deposits and retentions, which are accounted for on an accrual basis), the same accounts classification basis, and for the same period as the financial statements. The original budget was approved by Parliament in June 2021 for the period 1st July 2021 to 30th June 2022 as required by Law and there were xx number of supplementary adjustments to the original budget during the year. A comparison of the actual performance against the comparable budget for the financial year under review has been included in the financial statements. Government Development Projects are budgeted for under the MDAs but receive budgeted funds as transfers and account for them separately. These transfers are recognised as inter-entity transfers.



EXECUTIVE OFFICE OF THE PRESIDENT VOTE 1011
Reports and Financial Statements For the year ended June 30, 2022

Significant Accounting Policies (Continued)

h) Comparative Figures

Where necessary, comparative figures for the previous financial year have been amended or reconfigured to conform to the required changes in presentation.

i) Subsequent Events

There have been no events after the financial year end with a significant impact on the financial statements for the year ended 30th June 2022.

j) Prior Period Adjustment

During the year, errors that have been corrected are disclosed under note 15 explaining the nature and amounts.

k) Related Party Transactions

Related party means parties are related if one party has the ability to:

- a) Control the other party or
- b) Exercise significant influence over the other party in making financial and operational decisions, or if the related party entity and another entity are subject to common control.

Related party transaction is a transfer of resources or obligations between related parties regardless of whether a price is charged.



EXECUTIVE OFFICE OF THE PRESIDENT VOTE 1011
Reports and Financial Statements For the year ended June 30, 2022

Significant Accounting Policies (Continued)

l) Contingent Liabilities

A contingent liability is:

- a) A possible obligation that arises from past events and whose existence will be confirmed only by the occurrence or non-occurrence of one or more uncertain future events not wholly within the control of the entity; or
- b) A present obligation that arises from past events but is not recognised because:
 - i) It is not probable that an outflow of resources embodying economic benefits or service potential will be required to settle the obligation; or
 - ii) The amount of the obligation cannot be measured with sufficient reliability.

Some of contingent liabilities may arise from: litigation in progress, guarantees, indemnities. Letters of comfort/ support, insurance, Public Private Partnerships, The Executive office of the President does not recognize a contingent liability but discloses details of any contingencies in the notes to the financial statements unless the possibility of an outflow of resources embodying economic benefits or service potential is remote.

EXECUTIVE OFFICE OF THE PRESIDENT VOTE 1011
Reports and Financial Statements For the year ended June 30, 2022

NOTES TO THE FINANCIAL STATEMENTS

1 EXCHEQUER RELEASES

DESCRIPTION	Reference of the transfer	2021/2022	2020/ 2021
		Kshs	Kshs
Total Exchequer Releases for quarter 1		4,008,490,805	2,313,744,676
Total Exchequer Releases for quarter 2		3,685,058,782	8,328,416,362
Total Exchequer Releases for quarter 3		4,695,376,160	5,328,291,438
Total Exchequer Releases for quarter 4		6,125,302,041	4,301,318,455
TOTAL		18,514,227,788	20,271,770,930

During the Financial year, Executive office of President received Exchequer of Kshs. 18,514,227,788 against a budget of Kshs.42,378,327,278.

2 TRANSFERS FROM OTHER GOVERNMENT ENTITIES


DESCRIPTION	2021/2022	2020/2021
	Kshs	Kshs
Transfers from Nairobi City County Government	11,847,311,055	9,983,837,608
TOTAL	11,847,311,055	9,983,837,608

The transfer of Kshs.11,847,311,055 was received from Nairobi City County Government to NMS to finance the transferred functions

2a) TRANSFERS FROM OTHER GOVERNMENT ENTITIES

DESCRIPTION	Recurrent	Development	2021/2022	2020/ 2021
	Kshs	Kshs	Kshs	Kshs
Transfers from Counties				
Received from Nairobi City County Government to NMS	9,649,012,200	2,198,298,855	11,847,311,055	9,983,837,608
Total	9,649,012,200	2,198,298,855	11,847,311,055	9,983,837,608

NMS has Recurrent and Development holding accounts where they receive funds from the Nairobi City County Government Revenue Fund (CRF), after which they transfer to The Executive office of the President Recurrent and Development Central Bank of Kenya accounts whereby payments are made.



EXECUTIVE OFFICE OF THE PRESIDENT VOTE 1011
Reports and Financial Statements For the year ended June 30, 2022

3 PROCEEDS FROM SALE OF ASSETS

DESCRIPTION	2021/2022	2020/ 2021
	Kshs	Kshs
Receipts from the Sale of Vehicles and Transport Equipment	26,610,775	1,173,150
TOTAL	26,610,775	1,173,150

During the Financial year The Executive office of President boarded and sold items worth Kshs.26,610,775

4 REIMBURSEMENTS AND REFUNDS

DESCRIPTION	2021-2022	2020-2021
	Kshs	Kshs
Reimbursement within Central Government	16,830,000	59,825,970
TOTAL	16,830,000	59,825,970

During the Financial Year an amount of Ksh.16,830,000 was received from the Consolidated Fund managed by The National Treasury and Planning.

5 OTHER RECEIPTS

DESCRIPTION	2021-2022	2020-2021
	Kshs	Kshs
Receipts from Administrative Fees and Charges collected as AIA	14,236,000	22,897,941
Receipts from sale of Incidental goods	65,000	890,500
Other Miscellaneous revenues	10,015,298	9,817,044
Total	24,316,298	33,605,485

During the Financial year The Executive office of the President received other revenues from fees and surcharges on Government Motor Vehicle Check Unit and sale of incidental goods

6 COMPENSATION TO EMPLOYEES

DESCRIPTION	2021-2022	2020-2021
	Kshs	Kshs
Basic salaries of permanent employees	5,946,471,504	1,268,201,933
Basic wages of temporary employees	334,274,705	8,299,631,681
Personal allowances paid as part of salary	5,886,114,172	1,111,559,406
Employer Contributions Compulsory national health insurance schemes	569,530,265	2,037,500
TOTAL	12,736,390,646	10,681,430,521

There is an increase of compensation of employees from Kshs.10,681,430,521 in FY 2020/21 to Kshs.12,736,390,646 FY 2021/22 due to increase of employees emoluments.

EXECUTIVE OFFICE OF THE PRESIDENT VOTE 1011
Reports and Financial Statements For the year ended June 30, 2022

3 PROCEEDS FROM SALE OF ASSETS

DESCRIPTION	2021/2022	2020/ 2021
	Kshs	Kshs
Receipts from the Sale of Vehicles and Transport Equipment	26,610,775	1,173,150
TOTAL	26,610,775	1,173,150

During the Financial year The Executive office of President boarded and sold items worth Kshs.26,610,775

4 REIMBURSEMENTS AND REFUNDS

DESCRIPTION	2021-2022	2020-2021
	Kshs	Kshs
Reimbursement within Central Government	16,830,000	59,825,970
TOTAL	16,830,000	59,825,970

During the Financial Year an amount of Ksh.16,830,000 was received from the Consolidated Fund managed by The National Treasury and Planning.

5 OTHER RECEIPTS


DESCRIPTION	2021-2022	2020-2021
	Kshs	Kshs
Receipts from Administrative Fees and Charges collected as AIA	14,236,000	22,897,941
Receipts from sale of Incidental goods	65,000	890,500
Other Miscellaneous revenues	10,015,298	9,817,044
Total	24,316,298	33,605,485

During the Financial year The Executive office of the President received other revenues from fees and surcharges on Government Motor Vehicle Check Unit and sale of incidental goods

6 COMPENSATION TO EMPLOYEES

DESCRIPTION	2021-2022	2020-2021
	Kshs	Kshs
Basic salaries of permanent employees	5,946,471,504	1,268,201,933
Basic wages of temporary employees	334,274,705	8,299,631,681
Personal allowances paid as part of salary	5,886,114,172	1,111,559,406
Employer Contributions Compulsory national health insurance schemes	569,530,265	2,037,500
TOTAL	12,736,390,646	10,681,430,521

There is an increase of compensation of employees from Kshs.10,681,430,521 in FY 2020/21 to Kshs.12,736,390,646 FY 2021/22 due to increase of casual and temporary employees in NMS.



EXECUTIVE OFFICE OF THE PRESIDENT VOTE 1011
Reports and Financial Statements For the year ended June 30, 2022

NOTES TO THE FINANCIAL STATEMENTS (Continued)

7 USE OF GOODS AND SERVICES

DESCRIPTION	2021-2022	2020-2021
	Kshs	Kshs
Utilities, Supplies and Services	368,336,583	663,048,522
Communication, Supplies and Services	142,734,717	111,608,043
Domestic Travel and Subsistence, and Other Transportation Costs	953,780,411	694,477,063
Foreign Travel and Subsistence, and other transportation costs	99,874,813	95,640,815
Printing , Advertising and Information Supplies and Services	45,771,561	165,086,445
Rentals of Produced Assets	190,717,785	288,038,384
Training Expenses	75,656,718	156,832,454
Hospitality Supplies and Services	1,424,923,254	1,301,986,423
Insurance Costs	117,008,122	144,662,250
Specialized Materials and Supp	391,136,397	1,137,109,926
Office and General Supplies and Services	113,176,632	245,761,498
Fuel Oil and Lubricants	344,872,671	233,043,272
Other Operating Expenses	7,344,539,689	4,783,445,128
Routine Maintenance – Vehicles	183,288,115	208,319,149
Routine Maintenance - Other Assets	1,646,402,345	2,676,960,829
TOTAL	13,442,219,811	12,906,020,200

8 GRANTS AND TRANSFERS TO OTHER GOVERNMENT ENTITIES

DESCRIPTION	Recurrent	Development	2021-2022	2020-2021
	Kshs	Kshs	Kshs	Kshs
Transfers to SAGAs and SCs				
National Fund for the Disabled	-	200,000,000	200,000,000	200,000,000
TOTAL	-	200,000,000	200,000,000	200,000,000

The transfers were made to a self-reporting entity and a confirmation letter for the same has been attached (Annex 6)

9 OTHER GRANTS AND TRANSFERS

DESCRIPTION	2021-2022	2020-2021
	Kshs	Kshs
Emergency Relief and Refugee Assistance	23,729,800	-
Total	23,729,800	-

The transfers were in respect to mitigate of slum fire in informal settlement assistance during calamities



EXECUTIVE OFFICE OF THE PRESIDENT VOTE 1011
Reports and Financial Statements For the year ended June 30, 2022

NOTES TO THE FINANCIAL STATEMENTS (Continued)

10 SOCIAL SECURITY BENEFITS


DESCRIPTION	2021-2022	2020-2021
	Kshs	Kshs
Government pension and retirement benefits	155,660,963	276,340,799
TOTAL	155,660,963	276,340,799

This relate to payment of service gratuities paid to employees on contracts upon expiry of their contracts.

11 ACQUISITION OF ASSETS

DESCRIPTION	2021-2022	2020-2021
	Kshs	Kshs
Non-Financial Assets		
Purchase of Buildings	-	720,750,000
Construction of Building	16,010,189	18,440,379
Refurbishment of Buildings	165,873,680	99,259,295
Construction of Roads	39,999,990	52,214,815
Construction and Civil Works	2,390,861,244	2,797,308,465
Overhaul and Refurbishment of Construction and Civil Works	-	10,597,966
Purchase of Vehicles and Other Transport Equipment	346,392,083	269,654,205
Overhaul of Vehicles and Other Transport Equipment	15,065,988	15,738,861
Purchase of Household Furniture and Institutional Equipment	12,410,596	17,507,116
Purchase of Office Furniture and General Equipment	22,260,723	97,219,870
Purchase of Specialized Plant, Equipment and Machinery	140,293,106	618,685,504
Rehabilitation and Renovation of Plant, Machinery and Equipment	1,456,219	602,000
Purchase of Certified Seeds, Breeding Stock and Live Animals	16,191,600	40,884,900
Research, Feasibility Studies, Project Preparation and Design, Project Supervision	3,214,600	554,157,131
Rehabilitation of Civil Works	704,499,076	948,234,760
Acquisition of Other Intangible Assets	-	4,800,000
Sub Total	3,874,529,094	6,266,055,268

The Acquisition of assets are shown in annex 1.



EXECUTIVE OFFICE OF THE PRESIDENT VOTE 1011
Reports and Financial Statements For the year ended June 30, 2022

NOTES TO THE FINANCIAL STATEMENTS (Continued)

12A: Bank Accounts

Name of Bank, Account No. & currency	Indicate whether Recurrent, Development, deposit e.t.c	Exchange rate (if in foreign currency)	2021-2022	2020-2021
			Kshs	Kshs
Central Bank of Kenya, 1000181354 Recurrent, KShs - Executive office of the President	Recurrent	1	723,554	1,839,353
Central Bank of Kenya, 1000181583 Development, KShs - Executive Office of the President	Development	1	10,767	809,214
Central Bank of Kenya, 1000181947 Deposit, KShs - Executive Office of the President	Deposit	1	234,710,213	104,090,532
Central Bank of Kenya, 1000353031 GENU, KShs - Executive Office of the President			661,506	3,906,826
National Bank of Kenya 01001060943000	Holding		250,111	260,946
Total			236,356,151	110,906,871

NB:

The State House has a National Bank special Deposit Account number 01071246461500 Harambee Avenue branch which at the end of Financial Year 2021/2022 had a Nil balance.

The Nairobi Metropolitan Services (NMS) has an Imprest Account at Kenya Commercial Bank Account number 12730300079 KICC Branch, which at the end of Financial Year 2021/2022 had a Nil balance.

12 B: CASH IN HAND

DESCRIPTION	2021-2022	2020-2021
	Kshs	Kshs
Cash in Hand – Recurrent State House	48,981	2,633
Cash in Hand – Recurrent ODP	179,660	13,835,260
Cash in Hand – Recurrent NMS	-	17,454
TOTAL	228,641	13,855,347

The bank certificate and board of survey have been attached in this Report and Financial statement as annex 7 and 8 respectively.



EXECUTIVE OFFICE OF THE PRESIDENT VOTE 1011
Reports and Financial Statements For the year ended June 30, 2022

NOTES TO THE FINANCIAL STATEMENTS (Continued)

13: IMPREST AND ADVANCES

DESCRIPTION			2021-2022	2020-2021
			Kshs	Kshs
Salary advances			1,247,326	2,449,477
TOTAL			1,247,326	2,449,477

The schedules of advances as at 30th June 2022 have been attached as Annex 9

14. THIRD PARTY DEPOSITS AND RETENTION

DESCRIPTION			2021-2022	2020-2021
			Kshs	Kshs
Deposits			234,710,213	104,090,532
TOTAL			234,710,213	104,090,532

A schedule of the account payables has been attached as Annex 10 to account for amount reflected in Note 12A.

15. FUND BALANCE BROUGHT FORWARD

DESCRIPTION			2021-2022	2020-2021
			Kshs	Kshs
Bank accounts			110,906,871	176,161,953
Cash in hand			13,855,347	27,647,502
Receivables - Salary Advances			2,449,477	2,489,238
Payables - Deposits			(104,090,532)	(28,996,235)
TOTAL			23,121,163	177,302,458

These are closing balances relating to last financial year 2020/2021

16. PRIOR YEAR ADJUSTMENTS

DESCRIPTION	Balance b/f FY 2020/2021 as per Financial statements	Adjustments	Adjusted Balance b/f FY 2020/2021
Description of the error	Kshs	Kshs	Kshs
Bank account Balances	110,906,871	(2,909,513)	107,997,358
Cash in hand	13,855,347	(13,855,347)	-
Receivables	2,449,477	-	2,449,477
Accounts Payables	(104,090,532)	-	(104,090,532)
TOTAL	23,121,163	(16,764,860)	6,356,303

These are bank balances that were held at the closure of the last financial year.



EXECUTIVE OFFICE OF THE PRESIDENT VOTE 1011
Reports and Financial Statements For the year ended June 30, 2022

17 (Increase)/ Decrease in Receivable

DESCRIPTION	2021-2022	2020-2021
	KShs	KShs
Receivables as at 1 st July (a)	2,449,477	2,489,238
Receivables as at 30 th June (b)	1,247,326	2,449,477
Increase)/ Decrease in Receivables (c=(b-a))	1,202,151	39,761

18. Increase/ (Decrease) in Accounts Payable

DESCRIPTION	2021-2022	2020-2021
	Kshs	Kshs
Deposit and Retentions as at 1 st July 2019 (A)	75,094,297	5,466,378
Deposit and Retentions held during the year(B)	219,462,712	75,786,893
Deposit and Retentions paid during the Year (C)	(163,937,328)	6,158,974
Net changes in account receivables D= A+B-C	130,619,681	75,094,297


19. RELATED PARTY DISCLOSURES

Related party disclosure is encouraged under non-mandatory section of the Cash Basis IPSAS.

The following comprise of related parties transactions

Related Party Transactions:

DESCRIPTION	2021-2022	2020-2021
	Kshs	Kshs
<u>Transfers to related parties</u>		
Transfers to SAGAs	200,000,000	200,000,000
Total Transfers to related parties	200,000,000	200,000,000
<u>Transfers from related parties</u>		
Transfers from the Exchequer	18,514,227,788	20,271,770,930
Transfer from CRF	11,847,311,055	9,983,837,608
Total Transfers from related parties	30,561,538,843	30,455,608,538



EXECUTIVE OFFICE OF THE PRESIDENT VOTE 1011
Reports and Financial Statements For the year ended June 30, 2022

20. OTHER IMPORTANT DISCLOSURES

20.1: PENDING ACCOUNTS PAYABLE (See Annex 11)

DESCRIPTION	Balance b/f 2019/2020	Additions for the period	Paid during the year	Balance c/f 2021/2022
	Kshs	Kshs	Kshs	Kshs
Construction of civil works	2,758,470,080	3,086,027,924	2,758,470,080	3,086,027,924
Supply of goods	1,548,778,723	6,261,847,289	1,548,778,723	6,261,847,289
Supply of services	1,042,740,911	6,602,258,332	1,042,740,911	6,602,258,332
Total	5,349,989,714	15,950,133,545	5,349,989,714	15,950,133,545

20.2 External Assistance

DESCRIPTION	2021-2022	2020-2021
	Kshs	Kshs
External assistance received in cash	9,335,000	16,860,316
External assistance received as loans and grants	-	-
External assistance received in kind- as payment by third parties	-	-
Total	9,335,000	16,860,316

The external assistance relate to Generation Unlimited (GeNU) project funded by UNICEF

a) External Assistance Relating to Loans and Grants


DESCRIPTION	2021-2022	2020-2021
	Kshs	Kshs
External assistance received as loans	-	-
External assistance received as grants	9,335,000	16,860,316
External assistance received as grants	-	-
Total	9,335,000	16,860,316

The external assistance relate to Generation Unlimited (GeNU) project funded by UNICEF

b) Undrawn External Assistance

DESCRIPTION	Purpose for which the undrawn external assistance may be used	2021-2022	2020-2021
		Kshs	Kshs
Undrawn external assistance - loans		-	-
Undrawn external assistance - grants	4,265,000		1,139,684
Undrawn external assistance - grants		-	-
Total	4,265,000		1,139,684

The Undrawn External Assistance balance relate to Generation Unlimited (GENU) project not funded by UNICEF



EXECUTIVE OFFICE OF THE PRESIDENT VOTE 1011
Reports and Financial Statements For the year ended June 30, 2022

c) Classes of Providers of External Assistance

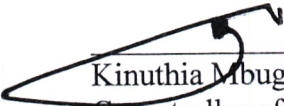
DESCRIPTION	2021-2022	2020-2021
	Kshs	Kshs
Multilateral donors		-
Multilateral donors Technical		-
International assistance organization	18,000,000	18,000,000
Total	18,000,000	18,000,000


N/B: The international Partner involved is Unicef which supports Generation Unlimited project for support to the presidential policy & Strategic unit

21. PROGRESS ON FOLLOW UP OF PRIOR YEARS AUDITOR'S RECOMMENDATIONS

The following is the summary of the issue raised by the external auditor and the issue was resolved.

Reference No. on the external audit Report	Issue / Observations from Auditor	Management comments	Focal Point person to resolve the issue (Name and designation)	Status: (Resolved / Not Resolved)	Timeframe : (Put a date when you expect the issue to be resolved)
		Other matters on pending bills		Resolved	


 Kinuthia Mbugua, CBS, OGW
 Comptroller of State House


 Joel K. Langatt, OGW
 Senior Deputy Accountant General
 ICPAK Member Number: 2889




EXECUTIVE OFFICE OF THE PRESIDENT VOTE 1011
Reports and Financial Statements For the year ended June 30, 2022

ANNEX 1 – SUMMARY OF FIXED ASSET REGISTER

Asset Class	Historical Cost b/f (Kshs) 2020/2019	Additions during the year (Kshs)	Disposals during the year (Kshs)	Transfers in/(out) during the year	Historical Cost c/f (Kshs) 2020-2021
Land	25,000,000	-	-	-	-
Buildings and structures	6,971,473,263	3,311,516,187	-	-	3,311,516,187
Transport equipment	2,058,659,246	368,619,227	26,610,775	-	342,008,452
Office equipment, furniture and fittings	647,447,884	36,043,999	-	-	36,043,999
Machinery and Equipment	876,219,987	158,349,681	-	-	158,349,681
Intangible assets	31,189,614			-	-
Total	10,609,989,994	3,874,529,094	26,610,775	-	3,847,918,319

NB: The balance as at the end of the year is the cumulative cost of all assets bought and inherited by the Ministry, Department or Agency. Additions during the year tie to note 11 on acquisition of assets during the year. Ensure this section is complete covering all the entities assets)



EXECUTIVE OFFICE OF THE PRESIDENT VOTE 1011
Reports and Financial Statements For the year ended June 30, 2022

ANNEX 2 – LIST OF PROJECTS IMPLEMENTED BY EXECUTIVE OFFICE OF PRESIDENT

Ref	Project Name	Principal activity of the project	Accounting Officer	Project consolidated in these financial statements(yes/no)
1	GeNu	Support to the Presidential policy & Strategic unit	Mr. Kinuthia Mbugua, MGH,CBS, OGW	Yes



EXECUTIVE OFFICE OF THE PRESIDENT VOTE 1011
Reports and Financial Statements For the year ended June 30, 2022

ANNEX 3 – LIST OF SAGAs AND PUBLIC FUNDS UNDER EXECUTIVE OFFICE OF PRESIDENT

Ref	SC, SAGA or Public Fund's name	Principal activity of entity	Accounting Officer	Amount transferred during the year	Inter- entity reconciliations done? (yes/no)
1	National fund for the disabled	Assisting the Disabled		200,000,000	Yes



EXECUTIVE OFFICE OF THE PRESIDENT VOTE 1011
Reports and Financial Statements For the year ended June 30, 2022

ANNEX 4 - ANALYSIS OF PENDING SUPPLIERS PAYABLES

ANNEX 5- REPORTS GENERATED FROM IFMIS

The following financial Reports Generated from IFMIS should be generated and attached as appendices to these financial statements.

- i. GOK IFMIS Comparison Trial Balance
- ii. FO30 (Bank reconciliations) for all bank accounts
- iii. GOK IFMIS Receipts and Payments Statement
- iv. GOK IFMIS Statement of Financial Position
- v. GOK IFMIS Statement of Cash Flows
- vi. GOK IFMIS Notes to the Financial Statements
- vii. GOK IFMIS Statement of Budget Execution
- viii. GOK IFMIS Statement of Deposits
- ix. GOK IFMIS Budget Execution by Programme and Economic Classification
- x. GOK IFMIS Budget Execution by Heads and Programmes
- xi. GOK IFMIS Budget Execution by Programmes and Sub-programmes





Trial Balance Comparison Report

Entity: 1011-The Presidency

Current Period: JUL-21 To JUN-22

Compare With: JUL-20 To ADJ2-21

Account No and Description	Current Period		Previous period	
	Debit Balance	Credit Balance	Debit Balance	Credit Balance
	Kshs	Kshs	Kshs	Kshs
1110101 Personal Income Tax - PAYE Government Employees	0.00	0.00	0.00	0.00
1110100 Receipt of Income Tax from Individuals	0.00	0.00	0.00	0.00
1110000 Taxes on Income, Profits and Capital Gains	0.00	0.00	0.00	0.00
1130301 Receipts from Other Non-Recurrent Taxes on Property	0.00	0.00	0.00	0.00
1130300 Receipts from Other Taxes on Property	0.00	0.00	0.00	0.00
1130000 Taxes on Property	0.00	0.00	0.00	0.00
1320202 Capital Grants from International Organizations	0.00	0.00	0.00	0.00
1320200 Grants from International Organizations - Direct Payments AIA	0.00	0.00	0.00	0.00
1320000 Grants from International Organisations	0.00	0.00	0.00	0.00
1330101 Funds Management Fees Received from Local Authorities Transfer Fund	0.00	11,847,311,055.10	0.00	9,983,837,607.60
1330100 Grants received by Central Govt from General Govt units	0.00	11,847,311,055.10	0.00	9,983,837,607.60
1330000 Grants from other levels of Governments	0.00	11,847,311,055.10	0.00	9,983,837,607.60
1410402 Rent of Government Buildings and Housing	0.00	0.00	0.00	0.00
1410400 Rents on land, houses and buildings	0.00	0.00	0.00	0.00
1410000 Property Income	0.00	0.00	0.00	0.00
1420233 Surcharge Fees	0.00	0.00	0.00	0.00
1420234 Certificate of Good Conduct Fees	0.00	0.00	0.00	0.00
1420200 Administrative Fees and Charges	0.00	0.00	0.00	0.00
1420337 Surcharge Fees	0.00	14,236,000.00	0.00	22,897,941.00
1420300 Administrative Fees and Charges collected as AIA	0.00	14,236,000.00	0.00	22,897,941.00
1420601 Sale of Tender Documents	0.00	65,000.00	0.00	1,270,499.70
1420600 Receipts from Sale of Incidental Goods	0.00	65,000.00	0.00	1,270,499.70
1420000 Sales of Goods and Services	0.00	14,301,000.00	0.00	24,168,440.70
1450101 Sundry Revenue	0.00	0.00	0.00	753,077.95
1450100 Paid to Exchequer	0.00	0.00	0.00	753,077.95
1450000 Other Receipts Not Elsewhere Classified	0.00	0.00	0.00	753,077.95
1540105 Other Miscellaneous Receipts	0.00	10,015,297.75	0.00	8,683,966.35
1540100 Other Miscellaneous Revenues	0.00	10,015,297.75	0.00	8,683,966.35
1540000 Financial Assets Loan	0.00	10,015,297.75	0.00	8,683,966.35
2110101 Basic Salaries - Civil Service	5,946,471,503.55	0.00	1,268,201,933.25	0.00
2110100 Basic Salaries - Permanent Employees	5,946,471,503.55	0.00	1,268,201,933.25	0.00
2110201 Contractual Employees	72,820,084.15	0.00	8,145,695,406.00	0.00
2110202 Casual Labour - Others	261,454,620.60	0.00	153,936,275.45	0.00
2110200 Basic Wages - Temporary Employees	334,274,704.75	0.00	8,299,631,681.45	0.00
2110301 House Allowance	2,107,299,844.65	0.00	402,924,363.40	0.00
2110304 Overtime - Civil Service	63,613,940.30	0.00	24,555,026.30	0.00
2110308 Medical Allowance	765,464,870.20	0.00	0.00	0.00
2110309 Special Duty Allowance	4,656,622.80	0.00	1,961,505.85	0.00
2110310 Top-up Allowance	16,049,948.30	0.00	0.00	0.00
2110311 Transfer Allowance	1,000,300.00	0.00	827,600.00	0.00
2110312 Responsibility Allowance	28,868,547.70	0.00	32,207,863.10	0.00
2110313 Entertainment Allowance	70,556,763.50	0.00	82,413,330.15	0.00
2110314 Transport Allowance	617,820,230.65	0.00	148,232,613.65	0.00
2110315 Extraneous Allowance	1,100,845,894.15	0.00	279,137,016.55	0.00
2110317 Domestic Servant Allowance	14,900,532.10	0.00	16,185,796.00	0.00
2110318 n Practising Allowance	173,476,667.10	0.00	8,409,999.80	0.00
2110319 Top-up House Allowance	0.00	0.00	0.00	0.00
2110320 Leave Allowance	165,033,779.85	0.00	23,497,309.90	0.00
2110322 Risk Allowance	225,784,728.50	0.00	0.00	0.00
2110327 Ministerial Allowance	3,600,000.00	0.00	3,593,551.50	0.00

Account No and Description	Current Period		Previous period	
	Debit Balance	Credit Balance	Debit Balance	Credit Balance
2110333 Management Support Allowance	0.00	0.00	0.00	0.00
2110335 Emergency Call Allowance	430,658,074.85	0.00	11,903,730.00	0.00
2110336 Car Purchase Allowance	73,497,794.00	0.00	74,984,699.80	0.00
2110399 Personal Allowances paid - Oth	5,712,048.55	0.00	0.00	0.00
2110300 Personal Allowances paid as part of Salary	5,868,840,587.20	0.00	1,110,834,406.00	0.00
2110403 Refund of Medical Expenses - Ex-Gratia	0.00	0.00	725,000.00	0.00
2110400 Personal Allowances paid as Reimbursements	0.00	0.00	725,000.00	0.00
2110599 Personal Allowances provided in Kind - Others	17,273,585.25	0.00	0.00	0.00
2110500 Personal Allowances provided in Kind	17,273,585.25	0.00	0.00	0.00
2110000 Wages and Salary Contributions	12,166,860,380.75	0.00	10,679,393,020.70	0.00
2120101 Employer Contributions to National Social Security Fund	0.00	0.00	37,500.00	0.00
2120103 Employer Contribution to Staff Pensions Scheme	569,530,265.15	0.00	2,000,000.00	0.00
2120100 Employer Contributions to Compulsory National Social Security Schemes	569,530,265.15	0.00	2,037,500.00	0.00
2120000 Social Contributions	569,530,265.15	0.00	2,037,500.00	0.00
2210101 Electricity	315,649,444.10	0.00	610,758,181.90	0.00
2210102 Water and Sewerage Charges	52,167,771.20	0.00	34,447,219.55	0.00
2210103 Gas expenses	519,368.00	0.00	518,100.00	0.00
2210104 Electricity expenses(Pending Bills)	0.00	0.00	17,251,766.00	0.00
2210106 Utilities, Supplies- Other (0.00	0.00	73,255.00	0.00
2210100 Utilities, Supplies and Services	368,336,583.30	0.00	663,048,522.45	0.00
2210201 Telephone, Telex, Facsimile and Mobile Phone Services	73,206,166.15	0.00	93,724,856.55	0.00
2210202 Internet Connections	15,020,638.55	0.00	10,556,317.15	0.00
2210203 Courier & Postal Services	1,464,299.05	0.00	1,998,362.00	0.00
2210204 Leased Communication Lines	0.00	0.00	0.00	0.00
2210205 Satellite Access Services	77,700.00	0.00	56,616.00	0.00
2210206 Licencing fees for Communication	3,093,764.95	0.00	5,074,240.80	0.00
2210299 Communication, Supplies - Othe	49,872,148.50	0.00	197,650.00	0.00
2210200 Communication, Supplies and Services	142,734,717.20	0.00	111,608,042.50	0.00
2210301 Travel Costs (airlines, bus, railway, mileage allowances, etc.)	219,797,838.75	0.00	172,949,875.40	0.00
2210302 Accommodation - Domestic Travel	143,258,355.30	0.00	165,783,780.85	0.00
2210303 Daily Subsistence Allowance	181,120,158.15	0.00	111,222,029.65	0.00
2210304 Sundry Items (e.g. airport tax, taxis, etc?)	1,474,278.00	0.00	2,085,600.00	0.00
2210305 Shipment of Personal and Household Effects	5,000.00	0.00	3,000.00	0.00
2210307 Passage & Transfer Expenses	128,000.00	0.00	103,400.00	0.00
2210308 Local Presidential Visits	407,746,780.50	0.00	228,297,734.15	0.00
2210309 Field Allowance	250,000.00	0.00	112,500.00	0.00
2210399 Domestic Travel and Subs. - Others	0.00	0.00	13,919,142.50	0.00
2210300 Domestic Travel and Subsistence, and Other Transportation Costs	953,780,410.70	0.00	694,477,062.55	0.00
2210401 Travel Costs (airlines, bus, railway, etc.)	34,496,333.85	0.00	35,613,446.60	0.00
2210402 Accommodation	13,891,125.00	0.00	21,341,640.30	0.00
2210403 Daily Subsistence Allowance	14,947,172.50	0.00	8,944,587.00	0.00
2210404 Sundry Items (e.g. airport tax, taxis, etc?)	303,497.00	0.00	309,300.00	0.00
2210405 Shipment of Personal and Household Effects	3,500.00	0.00	3,000.00	0.00
2210407 State Visits Abroad	36,233,184.70	0.00	29,428,841.15	0.00
2210400 Foreign Travel and Subsistence, and other transportation costs	99,874,813.05	0.00	95,640,815.05	0.00
2210501 International News Services	1,094,343.00	0.00	1,175,194.40	0.00
2210502 Publishing & Printing Services	28,763,509.35	0.00	66,566,232.00	0.00
2210503 Subscriptions to Newspapers, Magazines and Periodicals	8,362,041.90	0.00	9,366,309.40	0.00
2210504 Advertising, Awareness and Publicity Campaigns	7,450,651.40	0.00	87,927,708.95	0.00
2210505 Trade Shows and Exhibitions	74,265.00	0.00	51,000.00	0.00
2210506 Purchase of Curios	26,750.00	0.00	0.00	0.00
2210599 Printing, Advertising - Other	0.00	0.00	0.00	0.00
2210500 Printing, Advertising and Information Supplies and Services	45,771,560.65	0.00	165,086,444.75	0.00
2210601 Rent of Vehicles	25,032,703.20	0.00	50,625,592.50	0.00
2210603 Rents and Rates - Non-Residential	110,632,105.90	0.00	162,525,107.10	0.00
2210604 Hire of Transport, Equipment	46,478,241.45	0.00	51,128,678.30	0.00
2210606 Hire of Equipment, Plant and	8,574,734.00	0.00	23,759,005.60	0.00

Account No and Description	Current Period		Previous period	
	Debit Balance	Credit Balance	Debit Balance	Credit Balance
Machinery				
2210600 Rentals of Produced Assets	190,717,784.55	0.00	288,038,383.50	0.00
2210701 Travel Allowance	11,287,634.00	0.00	95,915,047.00	0.00
2210702 Remuneration of Instructors and Contract Based Training Services	4,277,648.00	0.00	479,814.60	0.00
2210703 Production and Printing of Training Materials	0.00	0.00	0.00	0.00
2210704 Hire of Training Facilities and Equipment	38,901,185.50	0.00	27,246,695.70	0.00
2210706 Book Allowance	580,710.00	0.00	223,675.00	0.00
2210707 Project Allowance	330,910.00	0.00	205,505.00	0.00
2210708 Trainer Allowance	999,162.00	0.00	97,440.00	0.00
2210709 Research Allowance	230,640.00	0.00	0.00	0.00
2210710 Accommodation Allowance	322,500.00	0.00	183,300.00	0.00
2210711 Tuition Fees Allowance	18,518,128.00	0.00	6,517,719.40	0.00
2210799 Training Expenses - Other (Bud	208,200.00	0.00	25,963,257.20	0.00
2210700 Training Expenses	75,656,717.50	0.00	156,832,453.90	0.00
2210801 Catering Services (receptions), Accommodation, Gifts, Food and Drinks	220,789,766.70	0.00	257,379,686.25	0.00
2210802 Boards, Committees, Conferences and Seminars	606,279,982.75	0.00	525,293,124.05	0.00
2210803 State Hospitality Costs	204,524,420.80	0.00	179,468,282.45	0.00
2210805 National Celebrations	201,608,325.75	0.00	178,909,536.60	0.00
2210806 Expenses of President's Household	179,865,408.20	0.00	137,945,094.00	0.00
2210807 Medals, Awards and Honors	10,000,000.00	0.00	18,999,999.90	0.00
2210808 Purchase of Coffins	1,855,350.00	0.00	2,280,700.00	0.00
2210899 Hospitality Supplies - other (0.00	0.00	1,710,000.00	0.00
2210800 Hospitality Supplies and Servi	1,424,923,254.20	0.00	1,301,986,423.25	0.00
2210905 Aircraft, Boats and Other Transport Equipment Insurance	12,159,750.00	0.00	9,406,130.00	0.00
2210910 Medical Insurance	104,848,372.00	0.00	135,256,120.00	0.00
2210900 Insurance Costs	117,008,122.00	0.00	144,662,250.00	0.00
2211001 Medical Drugs	214,454,508.05	0.00	227,879,467.85	0.00
2211002 Dressings and Other Non-Pharmaceutical Medical Items	81,786,781.00	0.00	424,511,082.55	0.00
2211004 Fungicides, Insecticides and Sprays	1,411,429.05	0.00	21,056,261.50	0.00
2211006 Purchase of Workshop Tools, Spares and Small Equipment	7,829,425.60	0.00	10,079,739.00	0.00
2211007 Agricultural Materials, Supplies and Small Equipment	5,718,132.50	0.00	3,550,681.90	0.00
2211008 Laboratory Materials, Supplies and Small Equipment	11,864,842.00	0.00	89,537,749.30	0.00
2211009 Education and Library Supplies	4,085,112.35	0.00	3,676,084.00	0.00
2211010 Supplies for Broadcasting and Information Services	274,900.00	0.00	270,700.00	0.00
2211011 Purchase/Production of Photographic and Audio-Visual Materials	244,620.00	0.00	112,000.00	0.00
2211015 Foods and Rations	25,299,625.00	0.00	2,850,125.00	0.00
2211016 Purchase of Uniforms and Clothing - Staff	13,789,052.00	0.00	54,064,207.10	0.00
2211018 Purchase of Uniforms and Clothing - Trainees	0.00	0.00	0.00	0.00
2211021 Purchase of Bedding and Linen	477,000.00	0.00	23,749,960.00	0.00
2211023 Supplies for Production	10,334,503.10	0.00	10,909,386.00	0.00
2211026 Purchase of Vaccines and Sera	1,085,300.00	0.00	0.00	0.00
2211028 Purchase of X-Rays Supplies	4,020,990.00	0.00	19,716,000.00	0.00
2211031 Specialised Materials - Other	8,460,176.00	0.00	245,146,482.00	0.00
2211000 Specialised Materials and Supp	391,136,396.65	0.00	1,137,109,926.20	0.00
2211101 General Office Supplies (papers, pencils, forms, small office equipment etc)	65,786,490.50	0.00	86,436,639.25	0.00
2211102 Supplies and Accessories for Computers and Printers	33,271,760.60	0.00	42,789,084.65	0.00
2211103 Sanitary and Cleaning Materials, Supplies and Services	14,118,380.90	0.00	104,766,159.20	0.00
2211199 Office and General Supplies -	0.00	0.00	11,769,615.00	0.00
2211100 Office and General Supplies and Services	113,176,632.00	0.00	245,761,498.10	0.00
2211201 Refined Fuels and Lubricants for Transport	335,636,218.75	0.00	223,502,232.25	0.00
2211202 Refined Fuels and Lubricants for Production	1,614,270.00	0.00	105,700.00	0.00
2211203 Refined Fuels and Lubricants - Other	3,738,540.00	0.00	2,548,690.00	0.00
2211204 Other Fuels (wood, charcoal, cooking gas etc?)	3,883,642.00	0.00	2,886,650.00	0.00
2211299 Fuel Oil and Lubricants - Othe	0.00	0.00	4,000,000.00	0.00
2211200 Fuel Oil and Lubricants	344,872,670.75	0.00	233,043,272.25	0.00
2211301 Bank Service Commission and	450.00	0.00	500,000.00	0.00

Account No and Description	Current Period		Previous period	
	Debit Balance	Credit Balance	Debit Balance	Credit Balance
Charges				
2211305 Contracted Guards and Cleaning Services	1,429,774,705.05	0.00	1,085,903,769.65	0.00
2211306 Membership Fees, Dues and Subscriptions to Professional and Trade Bodies	2,552,940.00	0.00	1,651,400.00	0.00
2211308 Legal Dues/fees, Arbitration and Compensation Payments	0.00	0.00	0.00	0.00
2211310 Contracted Professional Services	40,948,077.60	0.00	102,365,551.25	0.00
2211311 Contracted Technical Services	32,662,914.15	0.00	15,730,496.65	0.00
2211312 Confidential Expenditures	5,366,486,795.15	0.00	2,936,738,691.25	0.00
2211313 Security Operations	450,000,000.00	0.00	452,465,061.00	0.00
2211320 Temporary Committee Expenses	20,517,393.55	0.00	21,613,183.80	0.00
2211321 Parking charges	1,233,813.00	0.00	4,254,979.35	0.00
2211323 Laundry Expenses	362,600.00	0.00	347,733.00	0.00
2211329 HIV AIDS Secretariat workplace Policy Development	0.00	0.00	0.00	0.00
2211399 Other Operating Expenses - Oth	0.00	0.00	161,874,262.35	0.00
2211300 Other Operating Expenses	7,344,539,688.50	0.00	4,783,445,128.30	0.00
2210000 Goods and Services	11,612,529,351.05	0.00	10,020,740,222.80	0.00
2220101 Maintenance Expenses - Motor Vehicles	171,352,560.30	0.00	173,976,695.10	0.00
2220102 Maintenance Expenses - Aircraft	2,259,400.00	0.00	697,500.00	0.00
2220105 Routine Maintenance - Vehicles	9,676,154.40	0.00	33,644,953.45	0.00
2220100 Routine Maintenance - Vehicles	183,288,114.70	0.00	208,319,148.55	0.00
2220201 Maintenance of Plant, Machinery and Equipment (including lifts)	31,362,040.20	0.00	35,781,511.45	0.00
2220202 Maintenance of Office Furniture and Equipment	5,808,684.45	0.00	9,362,808.95	0.00
2220203 Maintenance of Medical and Dental Equipment	1,406,604.00	0.00	6,700,000.00	0.00
2220204 Maintenance of Buildings -- Residential	55,552,694.90	0.00	42,143,213.80	0.00
2220205 Maintenance of Buildings and Stations -- Non-Residential	9,080,597.35	0.00	107,682,945.75	0.00
2220206 Maintenance of Civil Works	838,755,435.75	0.00	1,773,365,427.35	0.00
2220207 Maintenance of Roads, Ports and Jetties	695,940,652.50	0.00	590,600,359.95	0.00
2220209 Minor Alterations to Buildings and Civil Works	0.00	0.00	1,603,140.00	0.00
2220210 Maintenance of Computers, Software, and Networks	7,952,110.05	0.00	4,138,254.20	0.00
2220212 Maintenance of Communications Equipment	543,526.00	0.00	664,254.00	0.00
2220299 Routine Maintenance - Other As	0.00	0.00	104,918,913.20	0.00
2220200 Routine Maintenance - Other Assets	1,646,402,345.20	0.00	2,676,960,828.65	0.00
2220000 Routine Maintenance	1,829,690,459.90	0.00	2,885,279,977.20	0.00
2630101 Current Grants to Semi-Autonomous Government Agencies	0.00	0.00	0.00	0.00
2630100 Current Grants to Government Agencies and other Levels of Government	0.00	0.00	0.00	0.00
2630203 Capital Grants to Other levels of government	0.00	0.00	0.00	0.00
2630200 Capital Grants to Government Agencies and other Levels of Government	0.00	0.00	0.00	0.00
2630000 Grants & Transfer To Other Govt. Units	0.00	0.00	0.00	0.00
2640101 Scholarships and other Educational Benefits - Secondary Education	0.00	0.00	0.00	0.00
2640100 Scholarships and other Educational Benefits	0.00	0.00	0.00	0.00
2640201 Emergency Relief (food, medicine, blankets, cash grant, tents and other temporary shelter etc.)	23,729,800.00	0.00	0.00	0.00
2640200 Emergency Relief and Refugee Assistance	23,729,800.00	0.00	0.00	0.00
2640503 Other Capital Grants and Trans	200,000,000.00	0.00	200,000,000.00	0.00
2640500 Other Capital Grants and Trans	200,000,000.00	0.00	200,000,000.00	0.00
2640000 Other Transfers and Emergency Relief	223,729,800.00	0.00	200,000,000.00	0.00
2710102 Gratuity - Civil Servants	155,660,963.10	0.00	276,340,798.55	0.00
2710100 Government Pension and Retirement Benefits	155,660,963.10	0.00	276,340,798.55	0.00
2710000 Social Security Benefits	155,660,963.10	0.00	276,340,798.55	0.00
3110102 Purchase of Non-Residential Buildings	0.00	0.00	720,750,000.00	0.00
3110100 Purchase of Buildings	0.00	0.00	720,750,000.00	0.00
3110201 Residential Buildings (including	0.00	0.00	0.00	0.00

Account No and Description	Current Period		Previous period	
	Debit Balance	Credit Balance	Debit Balance	Credit Balance
6760000 Government Imprests	0.00	0.00		
6770101 Inter-Ministerial Agency A/C	0.00	0.00	0.00	0.00
6770100 Ministerial Agency Accounts	0.00	0.00	0.00	0.00
6770000 Agency Accounts	0.00	0.00	0.00	0.00
6780101 General Suspense A/C	0.00	0.00	0.00	0.00
6780103 District Suspense A/c	0.00	0.00	0.00	0.00
6780106 PMG Reimbursement Susp. A/c	0.00	0.00	0.00	0.00
6780111 Salary Advance Recovery	0.00	0.00	0.00	0.00
6780100 Suspense & Clearance Account	0.00	0.00	0.00	0.00
6780000 Suspense & Clearance Account	0.00	0.00	0.00	0.00
6790102 Receiving Inventory A/C	0.00	0.00	0.00	0.00
6790100 Other Current System A/cs	0.00	0.00	0.00	0.00
6790000 Other Current Assets (System r	0.00	0.00	0.00	0.00
7210101 Bank Overdrafts	0.00	0.00	0.00	0.00
7210100 Bank Overdrafts	0.00	0.00	0.00	0.00
7210000	0.00	0.00	0.00	0.00
7310101 General Deposits	0.00	0.00	0.00	0.00
7310107 10% Retention Money	0.00	0.00	0.00	0.00
7310100 General Deposits Items	0.00	0.00	0.00	0.00
7310000 Deposits	0.00	0.00	0.00	0.00
7320001 PAYE	0.00	0.00	0.00	0.00
7320002 NHIF	0.00	0.00	0.00	0.00
7320003 House Rent	0.00	0.00	0.00	0.00
7320006 NSSF	0.00	0.00	0.00	0.00
7320007 Co-operatives	0.00	0.00	0.00	0.00
7320008 Insurances	0.00	0.00	0.00	0.00
7320009 Hire Purchases	0.00	0.00	0.00	0.00
7320010 Court Attachments	0.00	0.00	0.00	0.00
7320011 WCPS	0.00	0.00	0.00	0.00
7320012 Staff Welfare Associations	0.00	0.00	0.00	0.00
7320013 HELB Deductions	0.00	0.00	0.00	0.00
7320014 Union Dues	0.00	0.00	0.00	0.00
7320015 Save As You Earn (SAYE)	0.00	0.00	0.00	0.00
7320016 Mortgages	0.00	0.00	0.00	0.00
7320017 Govt. Liability Attachments	0.00	0.00	0.00	0.00
7320018 Salary Control Account	0.00	0.00	0.00	0.00
7320019 RTD Salary - held for officer	0.00	0.00	0.00	0.00
7320000 Other Liabilities	0.00	0.00	0.00	0.00
7320101 PAYE	0.00	0.00	0.00	0.00
7320102 NHIF	0.00	0.00	0.00	0.00
7320103 House Rent	0.00	0.00	0.00	0.00
7320106 NSSF	0.00	0.00	0.00	0.00
7320107 Co-operatives	0.00	0.00	0.00	0.00
7320108 Insurances	0.00	0.00	0.00	0.00
7320109 Hire Purchases	0.00	0.00	0.00	0.00
7320110 Court Attachments	0.00	0.00	0.00	0.00
7320111 WCPS	0.00	0.00	0.00	0.00
7320112 Staff Welfare Associations	0.00	0.00	0.00	0.00
7320113 HELB Deductions	0.00	0.00	0.00	0.00
7320114 Union Dues	0.00	0.00	0.00	0.00
7320115 Save As You Earn (SAYE)	0.00	0.00	0.00	0.00
7320116 Mortgages / Bank Loans	0.00	0.00	0.00	0.00
7320117 Govt. Liability Attachments	0.00	0.00	0.00	0.00
7320118 Provident Fund	0.00	0.00	0.00	0.00
7320119 RTD Salary - held for officer	0.00	0.00	0.00	0.00
7320120 Staff Contribution	0.00	0.00	0.00	0.00
7320121 Salary Overpayment Refunds	0.00	0.00	0.00	0.00
7320123 Civil Service Housing Fund	0.00	0.00	0.00	0.00
7320124 3% Commission on Deductions	0.00	0.00	0.00	0.00
7320126 Employee Contribution to PSSS	0.00	0.00	0.00	0.00
7320199 Salary Control Account	0.00	0.00	0.00	0.00
7320100 Salary Deductions	0.00	0.00	0.00	0.00
7320201 Contractors Retention Money	0.00	0.00	0.00	0.00
7320203 Inter Bank Transfers	0.00	278,550,063.90	0.00	104,090,532.30
7320200 Other General Liabilities	0.00	0.00	0.00	0.00
7320000 Other Liabilities	0.00	278,550,063.90	0.00	104,090,532.30
7380001 General Withholding Tax	0.00	278,550,063.90	0.00	104,090,532.30
7380000 Withholding Taxes	0.00	0.00	0.00	0.00
7380101 General Withholding Tax	0.00	0.00	0.00	0.00
7380102 VAT Withholding	0.00	0.00	0.00	0.00
7380103 10% Rental Withholding	0.00	0.00	0.00	0.00
7380100	0.00	0.00	0.00	0.00
7380000 Withholding Taxes	0.00	0.00	0.00	0.00
7390101 Inventory AP Accrual	0.00	0.00	0.00	0.00
7390103 AP Liabilities	0.00	0.00	0.00	0.00
7390100 System Required Liabilities	0.00	0.00	0.00	0.00

Account No and Description	Current Period		Previous period	
	Debit Balance	Credit Balance	Debit Balance	Credit Balance
	0.00	0.00	0.00	0.00
7399999 Cash Clearing A/c	0.00	0.00	0.00	0.00
7399900	0.00	0.00	0.00	0.00
7390000 System Required Liabilities A/cs	7,274,266,860.90	0.00	7,252,538,100.85	0.00
9910101 Provision for Encumbrance	7,274,266,860.90	0.00	7,252,538,100.85	0.00
9910100 General Provisions	0.00	96,907,805,229.70	0.00	78,393,577,442.00
9910201 Exchequer Releases/ Provisioning Account	0.00	96,907,805,229.70	0.00	78,393,577,442.00
9910200 Exchequer Provisions	0.00	0.00	0.00	0.00
9910301 Transfers From CRF A/C to Ministries	0.00	0.00	0.00	0.00
9910300 County Transfers	7,274,266,860.90	96,907,805,229.70	7,252,538,100.85	78,393,577,442.00
9910000 Provisions	0.00	54,190,159.55	0.00	54,190,159.55
9990101 Opening Balance Bank	0.00	54,190,159.55	0.00	54,190,159.55
9990100 Opening Balance Bank	0.00	42,108.00	0.00	42,108.00
9990201 Opening Balance Cash	0.00	42,108.00	0.00	42,108.00
9990200 Opening Balance Cash	0.00	3,467,995.30	0.00	3,467,995.30
9990301 Opening Balance Receivables - Imprest and Clearance Accounts	0.00	3,467,995.30	0.00	3,467,995.30
9990300 Opening Balance Receivables - Imprest and Clearance Accounts	51,656,636.55	0.00	51,656,636.55	0.00
9990401 Opening Balance - Deposits	51,656,636.55	0.00	51,656,636.55	0.00
9990400 Opening Balance - Deposits	0.00	6,407,941,450.00	0.00	6,407,941,450.00
9999998 Vote Control Account	77,456,903,254.75	0.00	57,205,498,680.15	0.00
9999999 Consolidated Fund	77,456,903,254.75	6,407,941,450.00	57,205,498,680.15	6,407,941,450.00
9999900	77,508,559,891.30	6,465,641,712.85	57,257,155,316.70	6,465,641,712.85
9990000 Opening Balance Reserves	77,508,559,891.30	6,465,641,712.85	57,257,155,316.70	6,465,641,712.85
Total	115,492,065,134.00	115,567,065,134.00	94,966,751,899.75	95,041,751,899.75

The Statement has been prepared, reviewed and approved by the following:

Prepared By: _____
Reviewed By: _____
Approved By: _____

Date: _____
Date: _____
Date: _____



STATEMENT OF RECEIPTS AND PAYMENTS

Entity: 1011-The Presidency

Current Period: JUL-21 To JUN-22

Compare With: JUL-20 To JUN-21

	Note	Current Period	Previous Period
RECEIPTS			
Tax Receipts	1	0.00	0.00
Social Security Contribution	2	0.00	0.00
Proceeds from Domestic and Foreign Grants	3	0.00	0.00
Exchequer releases	4	18,514,227,787.70	20,271,770,930.15
Transfers from Other Government Entities	5	11,847,311,055.10	9,983,837,607.60
Proceeds from Domestic Borrowings	6	0.00	0.00
Proceeds from Foreign Borrowings	7	0.00	0.00
Proceeds from Sales of Assets	8	26,610,774.70	1,173,150.00
Reimbursements and Refunds	9	16,830,000.00	59,825,970.00
Returns of Equity Holdings	10	0.00	0.00
Other Receipts	11	24,316,297.75	33,605,485.00
TOTAL RECEIPTS		30,429,295,915.25	30,350,213,142.75
PAYMENTS			
Compensation of Employees	12	12,736,390,645.90	10,681,430,520.70
Use of goods and Services	13	13,442,219,810.95	12,906,020,200.00
Subsidies	14	0.00	0.00
Transfers to Other Government Units	15	200,000,000.00	200,000,000.00
Other Grants and Transfers	16	23,729,800.00	0.00
Social Security Benefits	17	155,660,963.10	276,340,798.55
Acquisition of Assets	18	3,874,529,094.30	6,266,055,267.95
Finance Costs, including Loan Interest	19	0.00	0.00
Repayment of Principal on Domestic and Foreign Borrowing	20	0.00	0.00
Other payments	21	0.00	0.00
TOTAL PAYMENTS		30,432,530,314.25	30,329,846,787.20
SURPLUS/DEFICIT		(3,234,399.00)	20,366,355.55

The Statement has been prepared, reviewed and approved by the following:

Prepared By: _____

Date: _____

Reviewed By: _____

Date: _____

Approved By: _____

Date: _____





Statement of Financial Position

Entity: 1011-The Presidency

Current Period: JUL-21 To JUN-22

Compare With: JUL-20 To JUN-21

	Note	Current Period	Previous Period
		Kshs	Kshs
FINANCIAL ASSETS			
Cash and Cash Equivalents			
Bank Balances	22A	275,232,100.55	110,645,925.00
Cash Balances	22B	228,641.00	14,116,293.00
Total Cash And Cash Equivalents		275,460,741.55	124,762,218.00
Accounts Receivables - Outstanding Imprest and Clearence Accounts	23	1,247,326.00	2,449,477.00
TOTAL FINANCIAL ASSETS		276,708,067.55	127,211,695.00
Financial Liabilities			
Accounts Payables - Deposits	24	280,402,663.90	105,943,132.30
NET FINANCIAL ASSETS		(3,694,596.35)	21,268,562.70
REPRESENTED BY			
Fund Balance b/fwd	25	21,268,562.70	165,856,489.70
Prior Year Adjustment	26	0.00	0.00
Surplus/Deficit for the Year		(3,234,399.00)	20,366,355.55
NET FINANCIAL POSITION		18,034,163.70	186,222,845.25

The Statement has been prepared, reviewed and approved by the following:

Prepared By: _____


Date: _____

Reviewed By: _____

Date: _____

Approved By: _____

Date: _____



**STATEMENT OF CASH FLOW**

Entity: 1011-The Presidency
Current Period: JUL-21 To JUN-22
Compare With: JUL-20 To JUN-21

	Note	Current Period	Previous Period
		Kshs	Kshs
Receipts and operating income			
Tax Receipts	1	0.00	0.00
Social Security Contribution	2	0.00	0.00
Proceeds from Domestic and Foreign Grants	3	0.00	0.00
Exchequer releases	4	18,514,227,787.70	20,271,770,930.15
Transfers from Other Government Entities	5	11,847,311,055.10	9,983,837,607.60
Reimbursements and Refunds	9	16,830,000.00	59,825,970.00
Returns of Equity Holdings	10	0.00	0.00
Other Receipts	11	24,316,297.75	33,605,485.00
Payments for Operating Expenses			
Compensation of Employees	12	12,736,390,645.90	10,681,430,520.70
Use of goods and Services	13	13,442,219,810.95	12,906,020,200.00
Subsidies	14	0.00	0.00
Transfers to Other Government Units	15	200,000,000.00	200,000,000.00
Other Grants and Transfers	16	23,729,800.00	0.00
Social Security Benefits	17	155,660,963.10	276,340,798.55
Finance Costs, including Loan Interest	19	0.00	0.00
Other payments	21	0.00	0.00
Adjusted for :			
Adjustments during the year		175,661,682.60	65,540,690.05
Prior year adjustments		0.00	0.00
Net Cash From Operating Activities	A	4,020,345,603.20	6,350,789,163.55
Cash Flow From Investing Activities			
Proceeds from Sales of Assets	8	26,610,774.70	1,173,150.00
Acquisition of Assets	18	3,874,529,094.30	6,266,055,267.95
Net Cash Flow From Investing Activities	B	(3,847,918,319.60)	(6,264,882,117.95)
Cash Flow From Borrowing Activities			
Proceeds from Domestic Borrowings	6	0.00	0.00
Proceeds from Foreign Borrowings	7	0.00	0.00
Repayment of Principal on Domestic and Foreign Borrowing	20	0.00	0.00
Net Cash Flow From Financing Activities	C	0.00	0.00
NET INCREASE IN CASH AND CASH EQUIVALENT	A+B+C	172,427,283.60	85,907,045.60
Cash and Cash Equivalent at BEGINNING of The Year		124,762,218.00	203,809,454.95
Cash and Cash Equivalent at END of The Year	22A+22B	275,460,741.55	124,762,218.00

The Statement has been prepared, reviewed and approved by the following:

Prepared By: _____

Date: _____

Reviewed By: _____

Date: _____

Approved By: _____

Date: _____





NOTES TO THE FINANCIAL STATEMENTS

Entity: 1011-The Presidency

Current Period: JUL-21 To JUN-22

Compare With: JUL-20 To JUN-21

1 Tax Receipts

Item Description	Item Code	Current Period	Previous Period
		Kshs	Kshs
Taxes on Income, Profits and Capital Gains	1110000	0.00	0.00
Taxes on Payroll and Workforce	1120000	0.00	0.00
Taxes on Property	1130000	0.00	0.00
Taxes on Goods and Services	1140000	0.00	0.00
Taxes on International Trade and Transactions	1150000	0.00	0.00
Other Taxes (not elsewhere classified)	1160000	0.00	0.00
TOTAL		0.00	0.00

2 Social Security Contribution

Item Description	Item Code	Current Period	Previous Period
		Kshs	Kshs
Health Insurance Contribution	1210100	0.00	0.00
NHIF Health Insurance Contributions	1210200	0.00	0.00
Contributions from Govt. Employees for Social & Welfare Schemes	1210300	0.00	0.00
TOTAL		0.00	0.00

3 Proceeds from Domestic and Foreign Grants

Item Description	Item Code	Current Period	Previous Period
		Kshs	Kshs
Grants from Foreign Governments	1310000	0.00	0.00
Grants from International Organisations	1320000	0.00	0.00
TOTAL		0.00	0.00

4 Exchequer releases


Item Description	Item Code	Current Period	Previous Period
		Kshs	Kshs
Exchequer Releases/ Provisioning Account for Q1	9910201	4,008,490,804.50	2,313,744,676.10
Exchequer Releases/ Provisioning Account for Q2	9910201	3,681,379,982.40	8,350,651,285.00
Exchequer Releases/ Provisioning Account for Q3	9910201	3,025,755,072.80	5,283,875,590.90
Exchequer Releases/ Provisioning Account for Q4	9910201	7,798,601,928.00	4,323,499,378.15
TOTAL		18,514,227,787.70	20,271,770,930.15

5 Transfers from Other Government Entities

Item Description	Item Code	Current Period	Previous Period
		Kshs	Kshs
Grants received by Central Govt from General Govt units	1330100	11,847,311,055.10	9,983,837,607.60
Grants Received from General Govt units by Local Authorities	1330200	0.00	0.00
Grants to Fund Accounts from Central Govt Budget	1330300	0.00	0.00
Grants to other General Govt units from General Govt units	1330400	0.00	0.00
TOTAL		11,847,311,055.10	9,983,837,607.60

6 Proceeds from Domestic Borrowings

Item Description	Item Code	Current Period	Previous Period
		Kshs	Kshs
Borrowing within General Government	5110100	0.00	0.00
Borrowing from Monetary Authorities (Central Bank)	5110200	0.00	0.00
Other Domestic Depository Corporations (Commercial Banks)	5110300	0.00	0.00
Borrowing from Other Domestic Financial Institutions	5110400	0.00	0.00
Borrowing from Other Domestic Creditors	5110500	0.00	0.00
Domestic Currency and Deposit	5110600	0.00	0.00
TOTAL		0.00	0.00



7 Proceeds from Foreign Borrowings

Item Description	Item Code	Current Period	Previous Period
		Kshs	Kshs
Foreign Borrowings - Drawdowns through Exchequer	5120100	0.00	0.00
Foreign Borrowing-Direct Payments	5120200	0.00	0.00
Foreign Currency and Foreign Deposits	5120300	0.00	0.00
Other Foreign Accounts Payable	5120400	0.00	0.00
TOTAL		0.00	0.00

8 Proceeds from Sales of Assets

Item Description	Item Code	Current Period	Previous Period
		Kshs	Kshs
Receipts from the Sale of Buildings - Paid to Exchequer	3510100	0.00	0.00
Receipts from the Sale of Buildings	3510200	0.00	0.00
Receipts from sale of other st	3510300	0.00	0.00
Receipts from sale of other st	3510400	0.00	0.00
Receipts from the Sale of Vehicles and Transport Equipment - Paid to Exchequer	3510500	26,610,774.70	1,173,150.00
Receipts from the Sale of Vehicles and Transport Equipment	3510600	0.00	0.00
Receipts from the Sale of Plant Machinery and Equipment - Paid to Exchequer	3510700	0.00	0.00
Receipts from the Sale Plant Machinery and Equipment	3510800	0.00	0.00
Receipts from Sale of Certified Seeds and Breeding Stock - Paid to Exchequer	3510900	0.00	0.00
Receipts from Sale of Certified Seeds and Breeding Stock	3511000	0.00	0.00
Receipts from the Sale of Strategic Reserves Stocks	3520100	0.00	0.00
Receipts from the Sale of Other Inventories, Stocks, and Commodities	3520200	0.00	0.00
Receipts from the Sale of Inventories, Stocks and Commodities	3520300	0.00	0.00
Receipts from the Sale of Land	3540100	0.00	0.00
Receipts from the Sale of Other Naturally Occurring Non-Produced Assets	3540200	0.00	0.00
Receipts from the Sale of Intangible Non-Produced Assets	3540300	0.00	0.00
Receipts from the Sale of Non-Produced Assets Collected as AIA	3540400	0.00	0.00
Repayments from Loans to Government Agencies and Other Levels of Government	4510100	0.00	0.00
Loans to Non-Financial Public Enterprises	4510200	0.00	0.00
Loans to Financial Institutions	4510300	0.00	0.00
Repayments from Domestic Loans to Individuals and Households	4510400	0.00	0.00
Repayments from lending to Foreign Govts.	4520100	0.00	0.00
Repayments from lending to International Orgns.	4520200	0.00	0.00
Repayments from lending to Foreign Non - Financial Enterps. & Financial Instns.	4520300	0.00	0.00
Repayments from Other Foreign Lending	4520400	0.00	0.00
Sales and Disposals of Equity Holdings in Domestic Public Non - Financial Enterprises	4530100	0.00	0.00
Sales and Disposals of Equity Holdings in Domestic Public Financial Institutions	4530200	0.00	0.00
Sales and Disposals of Other Equity Holdings	4530300	0.00	0.00
Sales and Disposals of Equity Holdings in Foreign Financial Instns. and Domestic Financial Instns. operating abroad	4530400	0.00	0.00
Sales and Disposals of Equity Holdings in Foreign Enterps. Financial Instns. and Domestic Financial Instns. operating abroad	4530500	0.00	0.00
Redemption/ Disposal of Other Financial Assets	4530600	0.00	0.00
Refund of Bonds paid as Deposits for Guarantees	4530700	0.00	0.00
TOTAL		26,610,774.70	1,173,150.00

9 Reimbursements and Refunds

Item Description	Item Code	Current Period	Previous Period
		Kshs	Kshs
Refund from World Food Programme (WFP)	4540101	0.00	0.00
Reimbursement of Audit Fees	4540102	0.00	0.00
Reimbursement on Messing Charges (UNICEF)	4540103	0.00	0.00
Reimbursement from World Bank - ECD	4540104	0.00	0.00



Item Description	Item Code	Current Period	Previous Period
Reimbursement from Individuals and Private Organizations	4540105	0.00	0.00
Reimbursement from Local Government Authorities	4540106	0.00	0.00
Reimbursement from Statutory Organizations	4540107	0.00	0.00
Reimbursement within Central Government	4540108	16,830,000.00	59,825,970.00
Reimbursement Using Bonds	4540109	0.00	0.00
Reimbursements and Refunds - Other (Budget)	4540199	0.00	0.00
TOTAL		16,830,000.00	59,825,970.00

10 Returns of Equity Holdings

Item Description	Item Code	Current Period	Previous Period
		Kshs	Kshs
Returns of Equity Holdings	4550000	0.00	0.00
Returns of Equity Holdings	4610000	0.00	0.00
TOTAL		0.00	0.00

11 Other Receipts

Item Description	Item Code	Current Period	Previous Period
		Kshs	Kshs
Interest Received	1410100	0.00	0.00
Profits and Dividends	1410200	0.00	0.00
Withdrawals from Income of Quasi-corporations	1410300	0.00	0.00
Rents on land, houses and buildings	1410400	0.00	0.00
Other Property Income collected as AIA	1410500	0.00	0.00
	1415000	0.00	0.00
Sales of Market Establishment	1420100	0.00	0.00
Administrative Fees and Charges	1420200	0.00	0.00
Administrative Fees and Charges collected as AIA	1420300	14,236,000.00	22,897,941.00
Incidental Sales by Non-Market Establishments	1420400	0.00	0.00
Incidental Sales by Non-Market Establishments Collected as AIA	1420500	0.00	0.00
Receipts from Sale of Incidental Goods	1420600	65,000.00	1,270,499.70
Fines, Penalties, Forfeitures and other Charges	1430100	0.00	0.00
Current Grants from International NGOs paid through Exchequer	1440100	0.00	0.00
Capital Grants from International NGOs paid through Exchequer	1440200	0.00	0.00
Current Grants from International NGOs collected as AIA	1440300	0.00	0.00
Capital Grants from International NGOs collected as AIA	1440400	0.00	0.00
Other Voluntary Transfers for Current purposes	1440500	0.00	0.00
Other Voluntary Transfers for Capital purposes	1440600	0.00	0.00
Paid to Exchequer	1450100	0.00	753,077.95
Receipts Not Classified Elsewhere	1450200	0.00	0.00
	1510200	0.00	0.00
	1510300	0.00	0.00
	1520100	0.00	0.00
Business Permits	1520200	0.00	0.00
Cesses	1520300	0.00	0.00
Poll Rates	1520400	0.00	0.00
Plot Rents	1520500	0.00	0.00
Other Local Levies	1520600	0.00	0.00
Administrative Services Fees	1530100	0.00	0.00
Various Fees	1530200	0.00	0.00
Council'S Natural Resources Exploitation	1530300	0.00	0.00
Sales Of Council Assets	1530400	0.00	0.00
Lease / Rental Of Council'S Infrastructure Assets	1530500	0.00	0.00
Other Miscellaneous Revenues	1530600	0.00	0.00
Other Miscellaneous Revenues	1540100	10,015,297.75	8,683,966.35
Insurance Claims Recovery	1540200	0.00	0.00
Medium Term Loans (1-3 Yr Repayment)	1540300	0.00	0.00
Long Term Loans (Over 3 Yr Rpayment)	1540400	0.00	0.00
Transfers From Reserve Funds	1540500	0.00	0.00
Donations	1540600	0.00	0.00
Fund Raising Events	1540700	0.00	0.00
Other Revenues From Financial Assets Loan	1540800	0.00	0.00
	1541000	0.00	0.00
Market/Trade Centre Fee	1550100	0.00	0.00
Vehicle Parking Fees	1550200	0.00	0.00
Housing	1560100	0.00	0.00
Social Premises Use Charges	1560200	0.00	0.00
School Fees	1570100	0.00	0.00
Other Education-Related Fees	1570200	0.00	0.00



Item Description	Item Code	Current Period	Previous Period
Other Education Revenues	1570300	0.00	0.00
Public Health Services	1580100	0.00	0.00
Public Health Facilities Operations	1580200	0.00	0.00
Environment & Conservancy Administration	1580300	0.00	0.00
Slaughter Houses Administration	1580400	0.00	0.00
Water Supply Administration	1580500	0.00	0.00
Sewerage Administration	1580600	0.00	0.00
Other Health & Sanitation Revenues	1580700	0.00	0.00
Technical Services Fees	1590100	0.00	0.00
External Services Fees	1590200	0.00	0.00
	1930100	0.00	0.00
System Required Revenue A/cs	1990100	0.00	0.00
TOTAL		24,316,297.75	33,605,485.00

12 Compensation of Employees

Item Description	Item Code	Current Period	Previous Period
		Kshs	Kshs
Basic Salaries - Permanent Employees	2110100	5,946,471,503.55	1,268,201,933.25
Basic Wages - Temporary Employees	2110200	334,274,704.75	8,299,631,681.45
Personal Allowances paid as part of Salary	2110300	5,868,840,587.20	1,110,834,406.00
Personal Allowances paid as Reimbursements	2110400	0.00	725,000.00
Personal Allowances provided in Kind	2110500	17,273,585.25	0.00
Employer Contributions to Compulsory National Social Security Schemes	2120100	569,530,265.15	2,037,500.00
Employer Contributions to Compulsory Health Insurance Schemes	2120200	0.00	0.00
Social Benefit Schemes Outside Government	2120300	0.00	0.00
TOTAL		12,736,390,645.90	10,681,430,520.70

13 Use of goods and Services

Item Description	Item Code	Current Period	Previous Period
		Kshs	Kshs
Utilities, Supplies and Services	2210100	368,336,583.30	663,048,522.45
Communication, Supplies and Services	2210200	142,734,717.20	111,608,042.50
Domestic Travel and Subsistence, and Other Transportation Costs	2210300	953,780,410.70	694,477,062.55
Foreign Travel and Subsistence, and other transportation costs	2210400	99,874,813.05	95,640,815.05
Printing, Advertising and Information Supplies and Services	2210500	45,771,560.65	165,086,444.75
Rentals of Produced Assets	2210600	190,717,784.55	288,038,383.50
Training Expenses	2210700	75,656,717.50	156,832,453.90
Hospitality Supplies and Servi	2210800	1,424,923,254.20	1,301,986,423.25
Insurance Costs	2210900	117,008,122.00	144,662,250.00
Specialised Materials and Supp	2211000	391,136,396.65	1,137,109,926.20
Office and General Supplies and Services	2211100	113,176,632.00	245,761,498.10
Fuel Oil and Lubricants	2211200	344,872,670.75	233,043,272.25
Other Operating Expenses	2211300	7,344,539,688.50	4,783,445,128.30
Routine Maintenance - Vehicles	2220100	183,288,114.70	208,319,148.55
Routine Maintenance - Other Assets	2220200	1,646,402,345.20	2,676,960,828.65
Exchange Rate Losses	2230100	0.00	0.00
TOTAL		13,442,219,810.95	12,906,020,200.00

14 Subsidies

Item Description	Item Code	Current Period	Previous Period
		Kshs	Kshs
Subsidies to Public Corporations	2510000	0.00	0.00
Subsidies to Private Enterprises	2520000	0.00	0.00
TOTAL		0.00	0.00

15 Transfers to Other Government Units

Item Description	Item Code	Current Period	Previous Period
		Kshs	Kshs
Current Grants to Government Agencies and other Levels of Government	2630100	0.00	0.00
Capital Grants to Government Agencies and other Levels of Government	2630200	0.00	0.00
Other Current Transfers, Grants and Subsidies	2640400	0.00	0.00
Other Capital Grants and Trans	2640500	200,000,000.00	200,000,000.00
TOTAL		200,000,000.00	200,000,000.00



16 Other Grants and Transfers

Item Description	Item Code	Current Period	Previous Period
		Kshs	Kshs
Grants and Transfers to Foreign Governments	2610100	0.00	0.00
Membership Fees and Dues and Subscriptions to International Organizations	2620100	0.00	0.00
Membership Fees and Dues and Subscriptions to International Organizations (Continued)	2620200	0.00	0.00
Scholarships and other Educational Benefits	2640100	0.00	0.00
Emergency Relief and Refugee Assistance	2640200	23,729,800.00	0.00
Grants to Small Businesses, Cooperatives, and Self Employed	2640300	0.00	0.00
	2649900	0.00	0.00
TOTAL		23,729,800.00	0.00

17 Social Security Benefits

Item Description	Item Code	Current Period	Previous Period
		Kshs	Kshs
Government Pension and Retirement Benefits	2710100	155,660,963.10	276,340,798.55
Social Security Benefits	2710200	0.00	0.00
Employer Social Benefits	2710300	0.00	0.00
Refund of Pension to UK Government	2720100	0.00	0.00
Refund of Contributions to WCPS and other Ex-Gratia	2720200	0.00	0.00
TOTAL		155,660,963.10	276,340,798.55

18 Acquisition of Assets

Item Description	Item Code	Current Period	Previous Period
		Kshs	Kshs
Purchase of Buildings	3110100	0.00	720,750,000.00
Construction of Building	3110200	16,010,189.10	18,440,378.90
Refurbishment of Buildings	3110300	165,873,679.75	99,259,295.30
Construction of Roads	3110400	39,999,990.00	52,214,815.00
Construction and Civil Works	3110500	2,390,861,243.95	2,797,308,465.35
Overhaul and Refurbishment of Construction and Civil Works	3110600	0.00	10,597,966.00
Purchase of Vehicles and Other Transport Equipment	3110700	346,392,082.80	269,654,204.90
Overhaul of Vehicles and Other Transport Equipment	3110800	15,065,987.65	15,738,860.70
Purchase of Household Furniture and Institutional Equipment	3110900	12,410,596.00	17,507,116.00
Purchase of Office Furniture and General Equipment	3111000	22,260,723.00	97,219,870.35
Purchase of Specialised Plant, Equipment and Machinery	3111100	140,293,106.40	618,685,503.90
Rehabilitation and Renovation of Plant, Machinery and Equipment	3111200	1,456,219.80	602,000.00
Purchase of Certified Seeds, Breeding Stock and Live Animals	3111300	16,191,600.00	40,884,900.00
Research, Feasibility Studies, Project Preparation and Design, Project Supervision	3111400	3,214,600.00	554,157,131.25
Rehabilitation of Civil Works	3111500	704,499,075.85	948,234,760.30
Purchase of Specialised Plant	3112200	0.00	0.00
Acquisition of Strategic Stocks	3120100	0.00	0.00
Acquisition of Other Inventori	3120200	0.00	0.00
Acquisition of Land	3130100	0.00	0.00
Acquisition of Other Intangible Assets	3130200	0.00	4,800,000.00
Domestic Lending and On-lending	4110000	0.00	0.00
Domestic Equity Participation	4120000	0.00	0.00
Other Domestic Accounts Receivable	4130000	0.00	0.00
Foreign Lending and On- Lending	4140000	0.00	0.00
Foreign Equity Participation	4150000	0.00	0.00
Other Foreign Accounts Receivable	4160000	0.00	0.00
TOTAL		3,874,529,094.30	6,266,055,267.95

19 Finance Costs, including Loan Interest

Item Description	Item Code	Current Period	Previous Period
		Kshs	Kshs
Interest Payments on Foreign Borrowing	2410100	0.00	0.00
Interest Payments on Guaranteed Debt	2410200	0.00	0.00
Interest on Domestic Borrowing	2420000	0.00	0.00
Interest on Borrowing From Other Government Units	2430000	0.00	0.00
TOTAL		0.00	0.00



20 Repayment of Principal on Domestic and Foreign Borrowing

Item Description	Item Code	Current Period	Previous Period
		Kshs	Kshs
Repayments on Borrowings from General Government	5510100	0.00	0.00
Repayments on Borrowings from Monetary Authorities (Central Bank)	5510200	0.00	0.00
Repayments on Borrowings from Other Domestic Depository Corporations (Commercial Banks)	5510300	0.00	0.00
Repayments on Borrowings from Other Domestic Financial Institutions	5510400	0.00	0.00
Repayments on Borrowings from Other Domestic Creditors	5510500	0.00	0.00
Principal Repayments on Foreign Borrowing	5510600	0.00	0.00
Principal Repayments on Guaranteed Debt Taken over by Government	5520000	0.00	0.00
Principal Repayments on Guaranteed Domestic Debt Taken over by Government	5520100	0.00	0.00
Principal Repayments on Guaranteed Foreign Debt Taken over by Government	5520200	0.00	0.00
Repayments on Borrowings from Other Domestic Creditors	5610000	0.00	0.00
Repayments on Borrowings from Other Domestic Creditors - Private Enterprises	5610500	0.00	0.00
	5620000	0.00	0.00
Repayments on Borrowings from Other Domestic Creditors - Public Enterprises	5620100	0.00	0.00
TOTAL		0.00	0.00

21 Other payments

Item Description	Item Code	Current Period	Previous Period
		Kshs	Kshs
Budget Reserves	2810100	0.00	0.00
Civil Contingency Reserves	2810200	0.00	0.00
Capital Transfer to Non Financial Public Enterprises	2820100	0.00	0.00
Capital Transfer to Public Financial Institutions and Enterprises	2820200	0.00	0.00
Capital Transfer to Private Non-Financial Enterprises	2820300	0.00	0.00
System Required Expenses	2990100	0.00	0.00
	2999900	0.00	0.00
TOTAL		0.00	0.00

22A Bank Balances

Item Description	Item Code	Current Period	Previous Period
		Kshs	Kshs
Special Accounts	6510000	0.00	0.00
Treasury Bank Accounts (Exchequer and CRF Accounts)	6520000	0.00	0.00
Recurrent Bank Accounts	6530000	723,554.00	1,839,353.00
Development Bank Accounts	6540000	672,273.00	4,716,040.00
Deposit Bank Account	6550000	273,836,273.55	104,090,532.00
Project Specific Bank Accounts	6570000	0.00	0.00
Foreign Currency and Foreign D	6590101	0.00	0.00
Foreign Currency and Foreign D	6590203	0.00	0.00
TOTAL		275,232,100.55	110,645,925.00

22B Cash Balances

Item Description	Item Code	Current Period	Previous Period
		Kshs	Kshs
Cash in Hand	6580000	228,641.00	14,116,293.00
Foreign Currency and Foreign D	6590201	0.00	0.00
TOTAL		228,641.00	14,116,293.00

23 Accounts Receivables - Outstanding Imprest and Clearance Accounts

Item Description	Item Code	Current Period	Previous Period
		Kshs	Kshs
Domestic Debtors & Advances	6710000	1,247,326.00	2,449,477.00
Debtors & Advances - Govt Owne	6720000	0.00	0.00
Foreign Debtors & Advances	6730000	0.00	0.00
Other Debtors & Pre-payments	6740000	0.00	0.00
Government Imprests	6760000	0.00	0.00



Item Description	Item Code	Current Period	Previous Period
Agency Accounts	6770000	0.00	0.00
Suspense & Clearance Account	6780000	0.00	0.00
Other Current Assets (System r	6790000	0.00	0.00
TOTAL		1,247,326.00	2,449,477.00

24. ACCOUNTS PAYABLE


Item Description	Item code	Current Period	Previous Period
		Kshs	Kshs
Withholding Taxes	7380000	0.00	0.00
Deposits	7310000	0.00	0.00
System Required Liabilities A/cs	7390000	1,852,600.00	1,852,600.00
	7210000	0.00	0.00
Other Liabilities	7320000	278,550,063.90	104,090,532.30
TOTAL		280,402,663.90	105,943,132.30

25. FUND BALANCES BROUGHT FORWARD

Item Description	Item Code	Current Period	Previous Period
		Kshs	Kshs
Opening Balance Bank	22A	110,645,925.00	175,896,383.95
Opening Balance Cash	22B	14,116,293.00	27,913,071.00
Opening Balance Receivables - Imprest and Clearance Accounts	23	2,449,477.00	(812,311.90)
Opening Balance - Deposits	24	(105,943,132.30)	(37,140,653.35)
TOTAL		21,268,562.70	165,856,489.70

26. PRIOR YEAR ADJUSTMENTS

Item Description	Item Code	Current Period	Previous Period
		Kshs	Kshs
Exchequer Provisions	9910200	0.00	0.00
County Transfers	9910300	0.00	0.00
TOTAL		0.00	0.00





Statement of Budget Execution

Entity: 1011-The Presidency

Current Period: JUL-21 To JUN-22

	Note	Printed Estimate	Reallocation / Transfer	Supplementary Estimates	Final Approved Estimate (Net)	Actual	Budget Utilization Differences	% of Utilization
		a	b	c	d=a+b+c	e	f=d-e	g=e/d%
RECEIPTS								
Tax Receipts	1	9,808,250,000.00	0.00	10,329,860,580.00	20,138,110,580.00	0.00	20,138,110,580.00	0.00%
Social Security Contribution	2	0.00	0.00	0.00	0.00	0.00	0.00	0.00%
Proceeds from Domestic and Foreign Grants	3	0.00	0.00	0.00	0.00	0.00	0.00	0.00%
Exchequer releases	4	0.00	0.00	0.00	0.00	18,514,227,787.70	(18,514,227,787.70)	0.00%
Transfers from Other Government Entities	5	0.00	0.00	0.00	0.00	11,847,311,055.10	(11,847,311,055.10)	0.00%
Proceeds from Domestic Borrowings	6	0.00	0.00	0.00	0.00	0.00	0.00	0.00%
Proceeds from Foreign Borrowings	7	0.00	0.00	0.00	0.00	0.00	0.00	0.00%
Proceeds from Sales of Assets	8	2,100,000.00	0.00	19,723,381.00	21,823,381.00	26,610,774.70	(4,787,393.70)	121.94%
Reimbursements and Refunds	9	0.00	0.00	0.00	0.00	16,830,000.00	(16,830,000.00)	0.00%
Returns of Equity Holdings	10	0.00	0.00	0.00	0.00	0.00	0.00	0.00%
Other Receipts	11	8,300,000.00	0.00	7,863,000.00	16,163,000.00	24,316,297.75	(8,153,297.75)	150.44%
Total		9,818,650,000.00	0.00	10,357,446,961.00	20,176,096,961.00	30,429,295,915.25	(10,253,198,954.25)	150.82%
PAYMENTS								
Compensation of Employees	12	13,584,812,377.00	0.00	(3,224,709.00)	13,581,587,668.00	12,736,390,645.90	845,197,022.10	93.78%
Use of goods and Services	13	15,113,795,155.00	0.00	5,022,127,498.00	20,135,922,653.00	13,442,219,810.95	6,693,702,842.05	66.76%
Subsidies	14	0.00	0.00	0.00	0.00	0.00	0.00	0.00%
Transfers to Other Government Units	15	200,000,000.00	0.00	0.00	200,000,000.00	200,000,000.00	0.00	100.00%
Other Grants and Transfers	16	50,000,000.00	0.00	(15,000,000.00)	35,000,000.00	23,729,800.00	11,270,200.00	67.80%
Social Security Benefits	17	49,232,144.00	0.00	121,408,333.00	170,640,477.00	155,660,963.10	14,979,513.90	91.22%
Acquisition of Assets	18	5,597,123,303.00	0.00	2,658,053,177.00	8,255,176,480.00	3,874,529,094.30	4,380,647,385.70	46.93%
Finance Costs, including Loan Interest	19	0.00	0.00	0.00	0.00	0.00	0.00	0.00%
Repayment of Principal on Domestic and Foreign Borrowing	20	0.00	0.00	0.00	0.00	0.00	0.00	0.00%
Other payments	21	0.00	0.00	0.00	0.00	0.00	0.00	0.00%
Total		34,594,962,979.00	0.00	7,783,364,299.00	42,378,327,278.00	30,432,530,314.25	11,945,796,963.75	71.81%





Budget Execution By Programmes and Sub-Programmes

Entity: 1011-The Presidency

Period: JUL-21 To JUN-22

Program	Sub Program	Description	Approved Budget	Actual Payments	Variance
0000000000		Default - Non Programmatic	0.00	0.00	0.00
	0000000000	Default - Non Programmatic	0.00	0.00	0.00
0701000000		General Administration Planning and Support Services	0.00	0.00	0.00
	0701010000		0.00	0.00	0.00
0702000000		Cabinet Affairs	1,763,270,904.00	1,698,116,883.20	65,154,020.80
	0702010000		1,561,437,772.00	1,505,581,653.15	55,856,118.85
	0702020000		0.00	0.00	0.00
	0702030000		201,833,132.00	192,535,230.05	9,297,901.95
0703000000		Government Advisory Services	681,376,028.00	673,052,405.80	8,323,622.20
	0703010000	State Corporations Advisory Services	31,807,315.00	31,084,215.30	723,099.70
	0703020000	Kenya-South Sudan Advisory Services	0.00	0.00	0.00
	0703030000	Power of Mercy Advisory Services	106,794,492.00	101,657,484.30	5,137,007.70
	0703050000		0.00	0.00	0.00
	0703060000		450,000,000.00	450,000,000.00	0.00
	0703070000		92,774,221.00	90,310,706.20	2,463,514.80
0704000000		State House Affairs	9,186,866,360.00	9,081,737,145.95	105,129,214.05
	0704010000	Coordination of State House Functions	8,861,183,970.00	8,794,403,582.50	66,780,387.50
	0704020000	Administration of Statutory benefits for the retired Presidents	325,682,390.00	287,333,563.45	38,348,826.55
	0704030000		0.00	0.00	0.00
0705000000		Leadership and Coordination of MDAs	0.00	0.00	0.00
	0705010000	Coordination and Supervision	0.00	0.00	0.00
	0705020000		0.00	0.00	0.00
0734000000			1,503,386,693.00	1,407,826,635.55	95,560,057.45
	0734010000		504,951,409.00	428,558,890.95	76,392,518.05
	0734020000		998,435,284.00	979,267,744.60	19,167,539.40
	0734030000		0.00	0.00	0.00
0737000000			0.00	0.00	0.00
	0737020000		0.00	0.00	0.00
0743000000		General Administration, Planning and Support Services	0.00	0.00	0.00
	0743020000		0.00	0.00	0.00
0745000000		Nairobi Metropolitan Services	29,243,427,293.00	17,546,797,243.75	11,696,630,049.25
	0745010000		4,247,055,274.00	2,891,360,113.50	1,355,695,160.50
	0745020000		0.00	0.00	0.00
	0745030000		9,875,406,336.00	7,151,704,450.65	2,723,701,885.35
	0745040000		6,019,084,557.00	2,626,238,462.80	3,392,846,094.20
	0745050000		1,556,081,503.00	634,545,548.35	921,535,954.65
	0745060000		4,996,744,619.00	2,875,570,250.95	2,121,174,368.05
	0745070000		2,549,055,004.00	1,367,378,417.50	1,181,676,586.50
0904000000		Library Services	0.00	0.00	0.00
	0904010000	Library Services	0.00	0.00	0.00
Grand Total			42,378,327,278.00	30,407,530,314.25	11,970,796,963.75

The Statement has been prepared, reviewed and approved by the following:

Prepared By: _____


Date: _____

Reviewed By: _____

Date: _____

Approved By: _____

Date: _____





Budget Execution by Programme and Economic Classification

Entity: 1011-The Presidency
 Period: JUL-21 To JUN-22

Program	Item	Description	Approved Budget	Actual Payments	Variance
000000000		Default - Non Programmatic	0.00	0.00	0.00
	2210000	Goods and Services	0.00	0.00	0.00
	2220000	Routine Maintenance	0.00	0.00	0.00
	2990000	System Required Expense A/cs	0.00	0.00	0.00
070100000		General Administration Planning and Support Services			
	2110000	Wages and Salary Contributions	0.00	0.00	0.00
	2210000	Goods and Services	0.00	0.00	0.00
	2220000	Routine Maintenance	0.00	0.00	0.00
	2710000	Social Security Benefits	0.00	0.00	0.00
	3110000	Acquisition of Fixed Capital Assets	0.00	0.00	0.00
070200000		Cabinet Affairs	1,763,270,904.00	1,698,116,883.20	65,154,020.80
	2110000	Wages and Salary Contributions	714,112,071.00	699,077,097.35	15,034,973.65
	2120000	Social Contributions	2,050,000.00	0.00	2,050,000.00
	2210000	Goods and Services	667,742,869.00	638,108,086.70	29,634,782.30
	2220000	Routine Maintenance	32,770,891.00	31,368,641.90	1,402,249.10
	2630000	Grants & Transfer To Other Govt. Units	0.00	0.00	0.00
	2640000	Other Transfers and Emergency Relief	200,000,000.00	200,000,000.00	0.00
	2710000	Social Security Benefits	38,210,658.00	38,188,932.95	21,725.05
	3110000	Acquisition of Fixed Capital Assets	108,384,415.00	91,374,124.30	17,010,290.70
070300000		Government Advisory Services	681,376,028.00	673,052,405.80	8,323,622.20
	2110000	Wages and Salary Contributions	74,622,526.00	74,622,446.00	80.00
	2210000	Goods and Services	600,710,112.00	592,563,662.00	8,146,450.00
	2220000	Routine Maintenance	5,428,285.00	5,331,201.20	97,083.80
	2630000	Grants & Transfer To Other Govt. Units	0.00	0.00	0.00
	2640000	Other Transfers and Emergency Relief	0.00	0.00	0.00
	3110000	Acquisition of Fixed Capital Assets	615,105.00	535,096.60	80,008.40
070400000		State House Affairs	9,186,866,360.00	9,081,737,145.95	105,129,214.05
	2110000	Wages and Salary Contributions	1,039,098,072.00	1,057,250,017.10	(18,151,945.10)
	2210000	Goods and Services	7,271,355,080.00	7,199,247,615.50	72,107,464.50
	2220000	Routine Maintenance	215,262,550.00	189,010,808.80	26,251,741.20
	2710000	Social Security Benefits	73,600,466.00	71,722,800.05	1,877,665.95
	3110000	Acquisition of Fixed Capital Assets	587,550,192.00	564,505,904.50	23,044,287.50
070500000		Leadership and Coordination of MDAs	0.00	0.00	0.00
	2110000	Wages and Salary Contributions	0.00	0.00	0.00
	2210000	Goods and Services	0.00	0.00	0.00
	2220000	Routine Maintenance	0.00	0.00	0.00
	2630000	Grants & Transfer To Other Govt. Units	0.00	0.00	0.00
	3110000	Acquisition of Fixed Capital Assets	0.00	0.00	0.00
073400000		Leadership and Coordination of MDAs	1,503,386,693.00	1,407,826,635.55	95,560,057.45
	2110000	Wages and Salary Contributions	676,031,876.00	641,114,477.15	34,917,398.85
	2210000	Goods and Services	646,387,612.00	612,797,129.25	33,590,482.75
	2220000	Routine Maintenance	30,694,250.00	26,398,824.75	4,295,425.25
	2630000	Grants & Transfer To Other Govt. Units	0.00	0.00	0.00
	2710000	Social Security Benefits	58,829,353.00	45,749,230.10	13,080,122.90
	3110000	Acquisition of Fixed Capital Assets	91,443,602.00	81,766,974.30	9,676,627.70
	3130000	Acquisition of Land and Intangible Assets	0.00	0.00	0.00
073700000		Leadership and Coordination of MDAs	0.00	0.00	0.00
	2210000	Goods and Services	0.00	0.00	0.00
074300000		General Administration, Planning and Support Services	0.00	0.00	0.00
	2210000	Goods and Services	0.00	0.00	0.00
074500000		Nairobi Metropolitan Services	29,243,427,293.00	17,546,797,243.75	11,696,630,049.25
	2110000	Wages and Salary Contributions	10,489,176,750.00	9,694,796,343.15	794,380,406.85
	2120000	Social Contributions	586,496,373.00	569,530,265.15	16,966,107.85
	2210000	Goods and Services	6,291,387,428.00	2,544,812,857.60	3,746,574,570.40
	2220000	Routine Maintenance	4,374,183,576.00	1,577,580,983.25	2,796,602,592.75
	2640000	Other Transfers and Emergency Relief	35,000,000.00	23,729,800.00	11,270,200.00
	3110000	Acquisition of Fixed Capital Assets	7,467,183,166.00	3,136,346,994.60	4,330,836,171.40
	3130000	Acquisition of Land and Intangible Assets	0.00	0.00	0.00
090400000		Library Services	0.00	0.00	0.00
	2210000	Goods and Services	0.00	0.00	0.00
		Grand Total	42,378,327,278.00	30,407,530,314.25	11,970,796,963.75

The Statement has been prepared, reviewed and approved by the following:

Prepared By: _____

Date: _____






Budget Execution by Heads and Programmes

Entity: 1011-The Presidency

Period: JUL-21 To JUN-22


Head	Program	Description	Approved Budget	Actual Payments	Variance
0000000000		Default Value (Non-Departmental)	0.00	0.00	0.00
	0734000000		0.00	0.00	0.00
	0000000000	Default - Non Programmatic	0.00	0.00	0.00
	0704000000	State House Affairs	0.00	0.00	0.00
1011000100		Cabinet Office	1,463,132,264.00	1,405,003,816.45	58,128,447.55
	0704000000	State House Affairs	0.00	0.00	0.00
	0000000000	Default - Non Programmatic	0.00	0.00	0.00
	0734000000		0.00	0.00	0.00
	0703000000	Government Advisory Services	106,794,492.00	101,657,484.30	5,137,007.70
	0702000000	Cabinet Affairs	1,356,337,772.00	1,303,346,332.15	52,991,439.85
1011000300		State Corporations Advisory Committee	325,682,390.00	287,171,163.45	38,511,226.55
	0702000000	Cabinet Affairs	0.00	0.00	0.00
	0704000000	State House Affairs	325,682,390.00	287,171,163.45	38,511,226.55
1011000400		Headquarters and Administrative Services	487,321,409.00	416,639,019.65	70,682,389.35
	0734000000		487,321,409.00	416,639,019.65	70,682,389.35
	0705000000	Leadership and Coordination of MDAs	0.00	0.00	0.00
	0701000000	General Administration Planning and Support Services	0.00	0.00	0.00
1011000500		Office of the Deputy President	575,963,916.00	567,174,114.75	8,789,801.25
	0743000000	General Administration, Planning and Support Services	0.00	0.00	0.00
	0734000000		575,963,916.00	567,174,114.75	8,789,801.25
	0737000000		0.00	0.00	0.00
	0705000000	Leadership and Coordination of MDAs	0.00	0.00	0.00
1011000600		Communication and Press Services	84,237,443.00	83,170,435.65	1,067,007.35
	0705000000	Leadership and Coordination of MDAs	0.00	0.00	0.00
	0734000000		84,237,443.00	83,170,435.65	1,067,007.35
1011000700		State Corporation Advisory Committee	31,807,315.00	31,084,215.30	723,099.70
	0702000000	Cabinet Affairs	0.00	0.00	0.00
	0703000000	Government Advisory Services	31,807,315.00	31,084,215.30	723,099.70
	0734000000		0.00	0.00	0.00
	0704000000	State House Affairs	0.00	0.00	0.00
1011000800		Presidential Strategic Communication Unit	0.00	0.00	0.00
	0734000000		0.00	0.00	0.00
1011001000		Co-ordination and Supervisory Services	45,729,913.00	43,462,764.25	2,267,148.75
	0705000000	Leadership and Coordination of MDAs	0.00	0.00	0.00
	0734000000		45,729,913.00	43,462,764.25	2,267,148.75
1011001800		State House - Nairobi	8,007,740,789.00	7,989,379,426.85	18,361,362.15
	0734000000		0.00	0.00	0.00
	0704000000	State House Affairs	8,007,740,789.00	7,989,379,426.85	18,361,362.15
	0000000000	Default - Non Programmatic	0.00	0.00	0.00
	0702000000	Cabinet Affairs	0.00	0.00	0.00
	0904000000	Library Services	0.00	0.00	0.00
1011001900		State House - Mombasa	19,268,240.00	16,090,561.40	3,177,678.60
	0704000000	State House Affairs	19,268,240.00	16,090,561.40	3,177,678.60
1011002000		State House - Nakuru	20,941,936.00	18,511,374.70	2,430,561.30
	0704000000	State House Affairs	20,941,936.00	18,511,374.70	2,430,561.30
1011002100		State Lodges; Sagana, Kisumu, Eldoret and Kakamega	56,639,244.00	49,984,126.55	6,655,117.45
	0704000000	State House Affairs	56,639,244.00	49,984,126.55	6,655,117.45
	0701000000	General Administration Planning and Support Services	0.00	0.00	0.00
1011002200		Presidential Strategic Communication Unit	195,975,350.00	186,975,173.80	9,000,176.20
	0704000000	State House Affairs	195,975,350.00	186,975,173.80	9,000,176.20
1011002300		Policy Analysis and Research	87,240,735.00	82,119,125.65	5,121,609.35
	0704000000	State House Affairs	87,240,735.00	82,119,125.65	5,121,609.35
1011002400		Kenya/Southern Sudan Liaison	0.00	0.00	0.00



		Office			
	0703000000	Government Advisory Services	0.00	0.00	0.00
1011002500		Office of the First Lady	271,367,736.00	259,191,028.05	12,176,707.95
	0704000000	State House Affairs	271,367,736.00	259,191,028.05	12,176,707.95
1011002600		Office of the Spouse of the Deputy President	235,425,775.00	230,774,570.25	4,651,204.75
	0734000000		235,425,775.00	230,774,570.25	4,651,204.75
	0705000000	Leadership and Coordination of MDAs	0.00	0.00	0.00
1011002700		Legislative and Intergovernmental Liaison Office	57,078,237.00	54,685,859.70	2,392,377.30
	0734000000		57,078,237.00	54,685,859.70	2,392,377.30
	0705000000	Leadership and Coordination of MDAs	0.00	0.00	0.00
1011002800		Inspectorate of State Corporations	92,774,221.00	90,310,706.20	2,463,514.80
	0704000000	State House Affairs	0.00	0.00	0.00
	0734000000		0.00	0.00	0.00
	0705000000	Leadership and Coordination of MDAs	0.00	0.00	0.00
	0702000000	Cabinet Affairs	0.00	0.00	0.00
	0703000000	Government Advisory Services	92,774,221.00	90,310,706.20	2,463,514.80
1011002900		Efficiency Monitoring Unit	0.00	0.00	0.00
	0705000000	Leadership and Coordination of MDAs	0.00	0.00	0.00
	0734000000		0.00	0.00	0.00
1011003000		Government Digital Payments	0.00	0.00	0.00
	0702000000	Cabinet Affairs	0.00	0.00	0.00
1011003100		National Economic and Social Council	0.00	0.00	0.00
	0702000000	Cabinet Affairs	0.00	0.00	0.00
1011003200		National Counter Terrorism Centre	450,000,000.00	450,000,000.00	0.00
	0703000000	Government Advisory Services	450,000,000.00	450,000,000.00	0.00
1011003300		Vision 2030	0.00	0.00	0.00
	0703000000	Government Advisory Services	0.00	0.00	0.00
1011003400		National Cohesion Department	0.00	0.00	0.00
	0702000000	Cabinet Affairs	0.00	0.00	0.00
1011003500			161,833,132.00	154,938,080.05	6,895,051.95
	0702000000	Cabinet Affairs	161,833,132.00	154,938,080.05	6,895,051.95
1011003600		Nairobi Metropolitan Services	0.00	0.00	0.00
	0745000000	Nairobi Metropolitan Services	0.00	0.00	0.00
1011003700		Administration, Planning and Support Services.	3,998,379,025.00	2,812,683,475.25	1,185,695,549.75
	0745000000	Nairobi Metropolitan Services	3,998,379,025.00	2,812,683,475.25	1,185,695,549.75
1011003800		Metropolitan Compliance and Services.	248,676,249.00	78,676,638.25	169,999,610.75
	0745000000	Nairobi Metropolitan Services	248,676,249.00	78,676,638.25	169,999,610.75
1011003900		Mbagathi District Hospital.	223,070,150.00	78,107,198.60	144,962,951.40
	0745000000	Nairobi Metropolitan Services	223,070,150.00	78,107,198.60	144,962,951.40
1011004000		Pumwani Maternity Hospital.	189,366,386.00	47,083,390.00	142,282,996.00
	0745000000	Nairobi Metropolitan Services	189,366,386.00	47,083,390.00	142,282,996.00
1011004100		Mama Lucy Hospital.	222,051,074.00	51,029,027.30	171,022,046.70
	0745000000	Nairobi Metropolitan Services	222,051,074.00	51,029,027.30	171,022,046.70
1011004200		Mutuini Hospital.	98,406,529.00	20,136,381.20	78,270,147.80
	0745000000	Nairobi Metropolitan Services	98,406,529.00	20,136,381.20	78,270,147.80
1011004300			88,768,653.00	15,339,731.85	73,428,921.15
	0745000000	Nairobi Metropolitan Services	88,768,653.00	15,339,731.85	73,428,921.15
1011004400		Health Centers and Dispensaries.	959,262,125.00	231,901,358.00	727,360,767.00
	0745000000	Nairobi Metropolitan Services	959,262,125.00	231,901,358.00	727,360,767.00
1011004500			6,706,349,441.00	6,226,618,903.00	479,730,538.00
	0745000000	Nairobi Metropolitan Services	6,706,349,441.00	6,226,618,903.00	479,730,538.00
1011004600		Transport, Roads and Public Works.	1,144,084,557.00	739,738,711.05	404,345,845.95
	0745000000	Nairobi Metropolitan Services	1,144,084,557.00	739,738,711.05	404,345,845.95
1011004700		Lands, Housing, Planning and Development.	581,081,504.00	464,001,209.25	117,080,294.75
	0745000000	Nairobi Metropolitan Services	581,081,504.00	464,001,209.25	117,080,294.75
1011004900		Environmental Management.	644,175,838.00	493,407,252.90	150,768,585.10
	0745000000	Nairobi Metropolitan Services	644,175,838.00	493,407,252.90	150,768,585.10
1011005000		Solid Waste Management.	2,073,387,782.00	1,325,556,686.15	747,831,095.85
	0745000000	Nairobi Metropolitan Services	2,073,387,782.00	1,325,556,686.15	747,831,095.85
1011005100		Water Services.	95,180,999.00	35,443,188.00	59,737,811.00
	0745000000	Nairobi Metropolitan Services	95,180,999.00	35,443,188.00	59,737,811.00
1011005200		Energy and Other Ancillary Services.	722,055,005.00	269,651,010.10	452,403,994.90
	0745000000	Nairobi Metropolitan Services	722,055,005.00	269,651,010.10	452,403,994.90
1011005300			45,131,976.00	25,107,136.00	20,024,840.00



	0745000000	Nairobi Metropolitan Services	45,131,976.00	25,107,136.00	20,024,840.00
1011100100			92,821,940.00	89,247,103.30	3,574,836.70
	0704000000	State House Affairs	92,821,940.00	89,247,103.30	3,574,836.70
1011100200			0.00	0.00	0.00
	0704000000	State House Affairs	0.00	0.00	0.00
1011100300			52,000,000.00	51,840,516.20	159,483.80
	0704000000	State House Affairs	52,000,000.00	51,840,516.20	159,483.80
1011100400			11,000,000.00	10,987,433.00	12,567.00
	0704000000	State House Affairs	11,000,000.00	10,987,433.00	12,567.00
1011100500			27,490,000.00	21,094,462.85	6,395,537.15
	0704000000	State House Affairs	27,490,000.00	21,094,462.85	6,395,537.15
1011100600			0.00	0.00	0.00
	0704000000	State House Affairs	0.00	0.00	0.00
1011100700			0.00	0.00	0.00
	0704000000	State House Affairs	0.00	0.00	0.00
1011100800			0.00	0.00	0.00
	0704000000	State House Affairs	0.00	0.00	0.00
1011100900			17,630,000.00	11,919,871.30	5,710,128.70
	0734000000		17,630,000.00	11,919,871.30	5,710,128.70
1011101000			5,100,000.00	2,235,321.00	2,864,679.00
	0702000000	Cabinet Affairs	5,100,000.00	2,235,321.00	2,864,679.00
1011101100			200,000,000.00	200,000,000.00	0.00
	0702000000	Cabinet Affairs	200,000,000.00	200,000,000.00	0.00
1011101400			0.00	0.00	0.00
	0734000000		0.00	0.00	0.00
1011101500			0.00	0.00	0.00
	0702000000	Cabinet Affairs	0.00	0.00	0.00
1011101600			0.00	0.00	0.00
	0703000000	Government Advisory Services	0.00	0.00	0.00
1011101700			0.00	0.00	0.00
	0704000000	State House Affairs	0.00	0.00	0.00
	0702000000	Cabinet Affairs	0.00	0.00	0.00
1011101800		Directorate of Resource Survey & Remote Sensing	40,000,000.00	37,597,150.00	2,402,850.00
	0702000000	Cabinet Affairs	40,000,000.00	37,597,150.00	2,402,850.00
1011101900			1,098,000.00	1,010,200.00	87,800.00
	0704000000	State House Affairs	1,098,000.00	1,010,200.00	87,800.00
1011102000			13,600,000.00	12,430,320.15	1,169,679.85
	0704000000	State House Affairs	13,600,000.00	12,430,320.15	1,169,679.85
1011102100		Nairobi Metropolitan Services	0.00	0.00	0.00
	0745000000	Nairobi Metropolitan Services	0.00	0.00	0.00
1011102200			72,000,000.00	48,679,042.20	23,320,957.80
	0745000000	Nairobi Metropolitan Services	72,000,000.00	48,679,042.20	23,320,957.80
1011102300			60,000,000.00	30,175,366.60	29,824,633.40
	0745000000	Nairobi Metropolitan Services	60,000,000.00	30,175,366.60	29,824,633.40
1011102400			350,000,000.00	89,776,630.95	260,223,369.05
	0745000000	Nairobi Metropolitan Services	350,000,000.00	89,776,630.95	260,223,369.05
1011102500			150,000,000.00	18,119,067.45	131,880,932.55
	0745000000	Nairobi Metropolitan Services	150,000,000.00	18,119,067.45	131,880,932.55
1011102600			70,000,000.00	34,999,979.10	35,000,020.90
	0745000000	Nairobi Metropolitan Services	70,000,000.00	34,999,979.10	35,000,020.90
1011102700			0.00	0.00	0.00
	0745000000	Nairobi Metropolitan Services	0.00	0.00	0.00
1011102800			4,375,000,000.00	1,817,849,411.75	2,557,150,588.25
	0745000000	Nairobi Metropolitan Services	4,375,000,000.00	1,817,849,411.75	2,557,150,588.25
1011102900			1,574,000,000.00	936,582,368.00	637,417,632.00
	0745000000	Nairobi Metropolitan Services	1,574,000,000.00	936,582,368.00	637,417,632.00
1011103000			610,000,000.00	84,580,755.90	525,419,244.10
	0745000000	Nairobi Metropolitan Services	610,000,000.00	84,580,755.90	525,419,244.10
1011103100			1,826,999,999.00	1,097,727,407.40	729,272,591.60
	0745000000	Nairobi Metropolitan Services	1,826,999,999.00	1,097,727,407.40	729,272,591.60
1011103200			500,000,000.00	68,650,340.00	431,349,660.00
	0745000000	Nairobi Metropolitan Services	500,000,000.00	68,650,340.00	431,349,660.00
1011103300			0.00	0.00	0.00
	0745000000	Nairobi Metropolitan Services	0.00	0.00	0.00
1011103400			974,999,999.00	170,544,339.10	804,455,659.90
	0745000000	Nairobi Metropolitan Services	974,999,999.00	170,544,339.10	804,455,659.90
1011103500			315,000,000.00	97,187,394.05	217,812,605.95
	0745000000	Nairobi Metropolitan Services	315,000,000.00	97,187,394.05	217,812,605.95
1011103600			140,000,000.00	44,443,845.20	95,556,154.80
	0745000000	Nairobi Metropolitan Services	140,000,000.00	44,443,845.20	95,556,154.80
1011103700			186,000,002.00	92,999,999.15	93,000,002.85
	0745000000	Nairobi Metropolitan Services	186,000,002.00	92,999,999.15	93,000,002.85
1011103900			4,000,000.00	5,705,130.00	(1,705,130.00)
	0704000000	State House Affairs	4,000,000.00	5,705,130.00	(1,705,130.00)
		Grand Total	42,378,327,278.00	30,407,530,314.25	11,970,796,963.75



REPUBLIC OF KENYA
BANK RECONCILIATION

From Date : 01-JUL-21 To : 30-JUN-22

REC-THE PRESIDENCY

Bank : Central Bank of Kenya , Branch : Haile Selassie , Account Number : 1000181354

Balance as per bank certificate	723,554.00
Less --	
1. Payment in Cash Book not yet recorded in Bank Statement (Unpresented Cheques)	
2. Receipts in Bank Statement not yet recorded in Cash Book	
Add --	
3. Payment in Bank Statement not yet recorded in Cash Book	
4. Receipts in Cash Book not yet Recorded in Bank Statement	
Bank Balance as per Cash Book	723,554.00

Reconciled by: Signature: Date:

Reviewed by : Signature: Date:

Approved by: Signature: Date:



REPUBLIC OF KENYA
BANK RECONCILIATION

From Date : 01-JUL-21 To : 30-JUN-22

DEV-THE PRESIDENCY

Bank : Central Bank of Kenya , Branch : Haile Selassie , Account Number : 1000181583

Balance as per bank certificate	10,767.00
Less --	
1. Payment in Cash Book not yet recorded in Bank Statement (Unpresented Cheques)	
2. Receipts in Bank Statement not yet recorded in Cash Book	
Add --	
3. Payment in Bank Statement not yet recorded in Cash Book	
4. Receipts in Cash Book not yet Recorded in Bank Statement	
Bank Balance as per Cash Book	10,767.00

Reconciled by: Signature: Date:

Reviewed by : Signature: Date:

Approved by: Signature: Date:



REPUBLIC OF KENYA
BANK RECONCILIATION

F.D. 30

From Date : 01-JUL-21 To : 30-JUN-22

DEP-THE PRESIDENCY


Bank : Central Bank of Kenya , Branch : Haile Selassie , Account Number : 1000181947

Balance as per bank certificate	227,420,844.60
Less --	
1. Payment in Cash Book not yet recorded in Bank Statement (Unpresented Cheques)	
2. Receipts in Bank Statement not yet recorded in Cash Book	
Add --	
3. Payment in Bank Statement not yet recorded in Cash Book	
4. Receipts in Cash Book not yet Recorded in Bank Statement	
Bank Balance as per Cash Book	227,420,844.60

Reconciled by: Signature: Date:

Reviewed by : Signature: Date:

Approved by: Signature: Date:



ANNE G



EXECUTIVE OFFICE OF THE PRESIDENT
HEAD OF THE PUBLIC SERVICE

Telegraphic Address
Telephone: +254-20-2227436
When replying please quote

STATE HOUSE
P.O. Box 40530-00100
Nairobi, Kenya

22/September 2022

Ref. No.

....., 20.....

and date

NATIONAL FUND FOR THE DISABLED

The Presidency (Cabinet Affairs Office) wishes to confirm the amounts disbursed to you as at 30 June 2022 as indicated in the table below. Please compare the amounts disbursed to you with the amounts you received and populate them in column E in the table below. Then please sign and stamp this request in the space provided and return it to us.

Confirmation of amounts received by National Fund for the Disabled as at 30 June 2022							
Reference Number	Date Disbursed	Amounts Disbursed by The Presidency-Cabinet Affairs Office			Total (KShs) (D)=(A+B+C)	Amount Received by The National Fund for The Disabled as at 30 June 2022 (KShs) (E)	Differences (KShs) (F)=(D-E)
		Recurrent (KShs) (A)	Development (KShs) (B)	Inter - Ministerial (KShs) (C)			
FT22131H SITW	11/05/2022		100,000,000.		100,000,000.	100,000,000	NIL
FT21362K TZJ3	28/12/2021		100,000,000.		100,000,000.	100,000,000	NIL
Total			200,000,000		200,000,000	200,000,000	-

I confirm that the amounts shown above are correct as of the date indicated.

Finance Manager

Name Anthony K. Muli Signature Anthony

Date 22/9/2022

NATIONAL FUND FOR THE
DISABLED KENYA
P.O. Box 40530-00100, NAIROBI
Cell 0722 200 765 / 0722 200 769 857
E-mail: info@nfd.or.ke



ANNEX 7

BANKI
KUU YA
KENYA



CENTRAL
BANK OF
KENYA

Haile Selassie Avenue
P.O. Box 60000 - 00200 Nairobi, Kenya
Telephone: 2860000, Fax: 340192

July 18, 2022

CERTIFICATE OF BALANCES

Customer :

Balance Date:

EXECUTIVE OFFICE OF
THE PRESIDENT


120357

30-Jun-22

Account No	Account Name	Currency	Balance
1000181354	REC-EXECUTIVE OFFICE OF THE PRESIDE	KES	488,561,803.25
1000181583	DEV-EXECUTIVE OFFICE OF THE PRESIDE	KES	765,815,984.90
1000181947	DEP-EXECUTIVE OFFICE OF THE PRESIDE	KES	227,420,844.60
1000182407	CBK165-EXECUTIVE OFFICE OF THE PRES	KES	0.00
1000353031	KENYA DEV RESP DIS IMPA PR 6021 KE	KES	0.00
1000391669	TECH. ASS. GRT.TO ENHANCE CAP. PDU	KES	0.00
1000419218	KENYA DEV RESP DISPLACE IMPACT PROJ	KES	0.00
1000455063	UNICEF KENYA GENERATION UNLIMITED	KES	1,226,705.85
1000500123	REC-NAIROBI METROPOLITAN SERVICES	KES	0.10
1000500131	DEV-NAIROBI METROPOLITAN SERVICES	KES	1.20

Lawrence Rweria
Authorised Signatory
Banking Services Division

Joyce Nasieku
Authorised Signatory
Banking Services Division





National Bank

A Subsidiary of KCB Group PLC

National Bank of Kenya Limited
Head Office, National Bank Building
Harambee Avenue,
P.O. Box 72866 - 00200 Nairobi, Kenya
Tel: +254 (0) 20 - 2828000
Cell: +254 (0) 711 - 038000
Email: info@nationalbank.co.ke
Website: www.nationalbank.co.ke

18th July, 2022

KCA 30

CERTIFICATE OF BALANCE

Certified that the balance of the Current Account: **EXECUTIVE OFFICE OF THE
PRESIDENT A/C No. 01071246461500** at the close of business on **30.06.2022**

was;

Say: Kes. 0=00

Read: Nil

Examined by: _____



Assistant BOM



Senior Branch Ops Manager



REPUBLIC OF KENYA

BANK RECONCILIATION

as at: 30 th, June, 2022 Station: Recurrent (R101) - Executive office of the President.

ACCOUNT NUMBER :1000181354

	Sh.	Cts.	Sh.	Cts.	Sh.	Cts.
Balance as per Bank Certificate						488,561,803.25
Less-----						
1 Payment in Cash Book not yet recorded in Bank statement						(2,298,270,445.00)
2 Receipts in Bank Statement not yet recorded in Cash Book						
Add-----						
3 Payments in Bank Statement not yet recorded in Cash book						16,967,476.85
4 Receipts in Cash Book not yet recorded in Bank statement						1,793,464,719.05
Bank Balance as per Cash book.. .. .						723,554.15

I certify that I have verified the Bank Balance in the Cash Book with the Bank Statement and that the above Reconciliation is correct.


Signature

SNR. DEPUTY ACCT. GENERAL 30/7/2022
Designation Date

1. PAYMENTS IN CASH BOOK NOT YET RECORDED IN BANK STATEMENT (UNPRESENTED CHEQUES)				2. RECEIPTS IN BANK STATEMENT NOT YET RECORDED IN CASH BOOK		
CHEQUE		PAYEE	AMOUNT	DETAILS	AMOUNT	
No.	Date		Sh.		Sh.	Cts.
AS PER ATTACHED SCHEDULES						









REPUBLIC OF KENYA

F.O. 51

Date ...1ST JULY, 2022...

Report of the Board of Survey on the Cash and Bank Balances of **KENYA GENERATION UNLIMITED (GENU) CASH BOOK** as at the close of business on **30TH JUNE 2022**.

The Board, consisting of - (Names and official titles)

- CHAIRMAN** - Eng. Richard Githaiga Thitai - Chief Engineer, Mechanical
- MEMBER** - Margaret Nyambura Githaiga - Under Secretary
- MEMBER** - Lawrence Ng'ang'a Mbugua - Deputy Director, Supply Chain Mgt.

assembled at the office of **CASHIER - ACCOUNTS DEPARTMENT** at **9.30 am (time)** on the **1ST JULY 2022** and the following cash was produced:-

NotesSh.	0.00
SilverSh.	0.00
CopperSh.	0.00
Cheques (as per details on reverse)	..Sh.	
		<u>0.00</u>

It was observed that cheques amounting to Sh ----- cts----- had been on had for more than 14 days prior to the date of the survey.

The cash consists of East African currency and does not contain any demonetized coin or notes.

The Cash Book reflected the following balances as at the close of business on the **30TH JUNE 2022**.

Cash on handSh.	0.00
Bank BalanceSh.	661,505.85
		<u>661,505.85</u>

The Bank Certificate of Balance showed a sum of Sh.----- Cts ----- standing to the credit of the account.

The difference between this figure and the Bank Balance as shown by the Cash Book is accounted for in the Bank Reconciliation Statement (F.O. 30) attached.

ENG. RICHARD GITHAIGA THITAI
Chairman

MARGARET NYAMBURA GITHAIGA
Member

LAWRENCE NG'ANG'A MBUGUA
Member

Date **1ST JULY 2022**

REPUBLIC OF KENYA

F.O. 51

Date1ST JULY, 2022

Report of the Board of Survey on the Cash and Bank Balances of **DEPOSIT CASH BOOK**
as at the close of business on **30TH JUNE 2022.**

The Board, consisting of - *(Names and official titles)*

CHAIRMAN - Eng. Richard Githaiga Thitai - Chief Engineer, Mechanical
MEMBER - Margaret Nyambura Githaiga - Under Secretary
MEMBER - Lawrence Ng'ang'a Mbugua - Deputy Director, Supply Chain Mgt.

assembled at the office of **CASHIER - ACCOUNTS DEPARTMENT** at **9.30 am (time)**
on the **1ST JULY 2022** and the following cash was produced:-

Notes	Sh.	0.00
Silver	Sh.	0.00
Copper	Sh.	0.00
Cheques (as per details on reverse)	Sh.	0.00
		<u>0.00</u>

It was observed that cheques amounting to Sh ----- cts----- had been on had for more than 14 days prior to the date of the survey.

The cash consists of East African currency and does not contain any demonetized coin or notes.

The Cash Book reflected the following balances as at the close of business on the **30TH JUNE 2022.**

Cash on hand	Sh.	0.00
Bank Balance	Sh.	234,710,212.95
		<u>234,710,212.95</u>

The Bank Certificate of Balance showed a sum of Sh.----- Cts ----- standing to the credit of the account.

The difference between this figure and the Bank Balance as shown by the Cash Book is accounted for in the Bank Reconciliation Statement (F.O. 30) attached.

ENG. RICHARD GITHAIGA THITAI

Chairman

MARGARET NYAMBURA GITHAIGA

Member

LAWRENCE NG'ANG'A MBUGUA

Member

Date: 1ST JULY 2022

REPUBLIC OF KENYA

F.O. 51

Date ...1ST JULY, 2022.....

Report of the Board of Survey on the Cash and Bank Balances of **DEVELOPMENT CASH BOOK** as at the close of business on **30TH JUNE 2022.**

The Board, consisting of - *(Names and official titles)*

- CHAIRMAN** - **Eng. Richard Githaiga Thitai - Chief Engineer, Mechanical**
- MEMBER** - **Margaret Nyambura Githaiga - Under Secretary**
- MEMBER** - **Lawrence Ng'ang'a Mbugua - Deputy Director, Supply Chain Mgt.**

assembled at the office of **CASHIER -STATE HOUSE ACCOUNTS DEPARTMENT** at **11:00 am (time)** on the **1ST JULY 2022** and the following cash was produced:-

Notes	Sh.	0.00
Silver	Sh.	0.00
Copper	Sh.	0.00
RTGS(Still pending)	Sh.	0.00
		0.00

It was observed that RTGSs amounting to Sh ----- cts----- had been on had for more than 14 days prior to the date of the survey.

The cash consists of Kenya Shillings currency and does not contain any demonetized coin or notes.

The Cash Book reflected the following balances as at the close of business on the **30TH JUNE 2022.**

Cash on hand	Sh.	0.00
Bank Balance	Sh.	10,766.90
		10,766.90

The Bank Certificate of Balance showed a sum of Sh.----- Cts ----- standing to the credit of the account.

The difference between this figure and the Bank Balance as shown by the Cash Book is accounted for in the Bank Reconciliation Statement (F.O. 30) attached.

ENG. RICHARD GITHAIGA THITAI

Chairman

MARGARET NYAMBURA GITHAIGA

Member

LAWRENCE NG'ANG'A MBUGUA

Member

Date **1ST JULY 2022**

REPUBLIC OF KENYA

F.O. 51

Date ...1ST JULY, 2022...

Report of the Board of Survey on the Cash and Bank Balances of **EXECUTIVE OFFICE OF THE PRESIDENT SPECIAL PURPOSE ACCOUNT CASH BOOK** as at the close of business on **30TH JUNE 2022**.

The Board, consisting of - *(Names and official titles)*

- CHAIRMAN** - Eng. Richard Githaiga Thitai - Chief Engineer, Mechanical
- MEMBER** - Margaret Nyambura Githaiga - Under Secretary
- MEMBER** - Lawrence Ng'ang'a Mbugua - Deputy Director, Supply Chain Mgt.

assembled at the office of **CASHIER - ACCOUNTS DEPARTMENT** at **9.30 am** *(time)* on the **1ST JULY 2022** and the following cash was produced:-

NotesSh.	0.00
SilverSh.	0.00
CopperSh.	0.00
Cheques (as per details on reverse .. .Sh.	0.00
	0.00

It was observed that cheques amounting to Sh ----- cts----- had been on had for more than 14 days prior to the date of the survey.

The cash consists of East African currency and does not contain any demonetized coin or notes.

The Cash Book reflected the following balances as at the close of business on the **30TH JUNE 2022**.

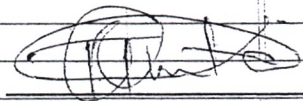
Cash on handSh.	0.00
Bank BalanceSh.	0.00
	0.00

The Bank Certificate of Balance showed a sum of Sh.----- Cts ----- standing to the credit of the account.

The difference between this figure and the Bank Balance as shown by the Cash Book is accounted for in the Bank Reconciliation Statement (F.O. 30) attached.


ENG. RICHARD GITHAIGA THITAI

Chairman



MARGARET NYAMBURA GITHAIGA

Member



LAWRENCE NG'ANG'A MBUGUA

Member



Date **1ST JULY 2022**

REPUBLIC OF KENYA

F.O. 51

Date ...1ST JULY, 2022.....

Report of the Board of Survey on the Cash and Bank Balances of **RECURRENT CASH BOOK** as at the close of business on **30TH JUNE 2022**.

The Board, consisting of - *(Names and official titles)*

- CHAIRMAN** - Eng. Richard Githaiga Thitai - Chief Engineer, Mechanical
- MEMBER** - Margaret Nyambura Githaiga - Under Secretary
- MEMBER** - Lawrence Ng'ang'a Mbugua - Deputy Director, Supply Chain Mgt.

assembled at the office of **CASHIER - ACCOUNTS DEPARTMENT** at **9.30 am (time)** on the **1ST JULY 2022** and the following cash was produced:-

NotesSh.	48,950.00
SilverSh.	31.00
CopperSh.	0.00
Cheques (as per details on reverse .. .Sh.	
	48,981.00

It was observed that cheques amounting to Sh ----- cts----- had been on had for more than 14 days prior to the date of the survey.

The cash consists of East African currency and does not contain any demonetized coin or notes.

The Cash Book reflected the following balances as at the close of business on the **30TH JUNE 2022**.

Cash on handSh.	48,981.00
Bank BalanceSh.	723,554.15
	772,535.15

The Bank Certificate of Balance showed a sum of Sh.----- Cts ----- standing to the credit of the account.

The difference between this figure and the Bank Balance as shown by the Cash Book is accounted for in the Bank Reconciliation Statement (F.O. 30) attached.

ENG. RICHARD GITHAIGA THITAI

Chairman

MARGARET NYAMBURA GITHAIGA

Member

LAWRENCE NG'ANG'A MBUGUA

Date **1ST JULY 2022**

Member

Salary Advance Analysis	
State House	53,960.00
ODP	969,437.35
Cabinet office	223,928.15
Total	1,247,325.50



GOVERNMENT OF KENYA - CIVIL SERVICE


Payroll No.	Officers Name	ID / PP No.	Amount(Ksh)	Balance (Ksh)	Remarks
1990138071	Mrs Grace Wanjiru Mungai	3702035	2,500.00 ✓	17,500.00	-17,500
1992048769	Mr Richard Githaiga Thital	8813561	26,760.00 ✓	36,460.00	-18,700
2011214387	Mr Benson Karani John Nyaga	25785930	4,100.00 ✓	53,960.00	-17,133
3 Vote Totals: 10201 The Presidency - State House			33,360.00	53,960.00	

Employer (vote): 10201 The Presidency - State House

Payroll No.	Officer's Name	ID / PP No.	Amount(Ksh)	Balance (Ksh)	Remarks
1. 1990138071	Mrs Grace Wanjiru Mungai	3702035	2,500.00 ✓	17,500.00	-170400
2. 1992048769	Mr Richard Githaiga Thitai	8813561	26,760.00 ✓		-187522
3. 2011214387	Mr Benson Karani John Nyaga	25785930	4,100.00 ✓	36,460.00	-171323
3	Vote Totals: 10201 The Presidency - State House		33,360.00	53,960.00	

GOVERNMENT OF KENYA - CIVIL SERVICE
 IPPD - Payroll by product: Salary Advance Recovery for the month of June-2022
 Employer (Vote): 10203 The Presidency - Cabinet Office

Payroll No	Officer's Name	ID / PP No.	Amount(Ksh)	Balance (Ksh)	Ret
1967097973	Ms Ruth Pamela Wachanga	6444777	10,854.00	75,970.00	
1991000116	Mr Charles Nyabuto Junhe	9549573	5,890.00	47,120.00	
2004003806	Mr Erastus Mwangi Wainaina	11767332	6,212.00	41,692.00	
2005022675	Miss Lenity Kinanu	23776949	5,658.35	5,658.15	
2012006738	Mr Timothy Mare Sunkuyia	27195424	1,655.00	8,285.00	
0200098720	Mr Benjamin Muneri Ngui	31785191	5,000.00	40,000.00	
0200116764	Mr George Mwangi Githaiga	21766666	2,611.70	5,223.00	
Vote Totals:			36,881.05	223,928.15	



Employer (vote): 10202 The Presidency - Deputy President


Payroll No.	Officer's Name	ID / PP No.	Amount(Ksh)	Balance (Ksh)	Remarks
1. 1990135853 Ms	Rose Wanjiku Kirenge	7440766	5,000.00	5,000.00	
2. 1991018224 Mr	Alphonse Ondiek Gunga	1260410	3,361.25	36,638.75	
3. 1991064136, Mr	Gabriel Kaunda Kitumu	8353148	22,832.00	136,983.00	
4. 1994034481 Mr	Antony Ondieki Serekari	11295410	3,335.00	23,325.00	
5. 1996046719 Miss	Anna Naibei	11443475	9,835.00		
6. 1996093601 Miss	Fridah Nkirote Mugambi	20112327	10,340.00	93,060.00	
7. 1999008621 Mrs	Violet Musimbi Lusala	11466572	5,000.00	45,000.00	
8. 2008035334 Miss	Lilian Jalenga Sande	22576269	2,500.00	17,500.00	
9. 2008104418 Miss	Faith Kanini Nyamai	24839410	2,500.00	27,500.00	
10. 2008104515 Mr	Richard Orodia Makokha	21732689	2,913.80	11,654.60	
11. 2009060706 Mr	Peter Delamare Karino	9884710	4,167.00	29,165.00	
12. 2009067790 Miss	Zaituni Abdallah Ali	23884166	4,167.00	27,332.00	
13. 2009122752 Mr	Leonard Kipkoech Kiptum	21786066	7,000.00	56,000.00	
14. 2010000434 Miss	Juliet Mwikali Nzuki	22866496	9,395.00	37,580.00	
15. 2012032254 Mrs	Nancy Asena Kegedi	23717587	2,083.00	22,917.00	
16. 2013062203 Mr	Brian Mwabili Mbela	21910772	32,715.00	65,425.00	
17. 2015107770 Mr	Moses Maginga Sereria	25263232	5,455.00	10,905.00	
18. 2017098998 Mr	Ibrahim Rashid Ahmed	9746877	27,036.00	108,142.00	
19. 2018102668 Mr	Fidelis Musau Muindi	21249358	12,000.00	12,000.00	
20. 2018102675 Mr	Brian Gicheru	32671274	12,025.00	24,050.00	
21. 2018102822 Mr	Willy Kipkorir Rutto	23655215	12,025.00	48,100.00	
22. 2018102928 Mr	Hosea Kiptoo	36923693	9,166.00	18,340.00	
23. 2018103005 Mr	Michael Kipchirchir Tarus	30304160	14,430.00	14,430.00	
24. 2018103081 Mr	Charles Sakawa Nyatichi	12898109	42,060.00	42,060.00	
25. 2018109365 Mr	Albert Kiplangat	29735255	28,167.00	56,330.00	
26. 20210013366 Mr.	Samuel Njugia Chege	27648489	5,826.00		
26	Vote Totals: 10202 The Presidency - Deputy President		295,334.05	969,437.35	



**ANALYSIS OF THE EXECUTIVE OFFICE OF THE PRESIDENT CONTRACTORS
RETENTION MONIES AS AT 30TH JUNE, 2022 - A/C 1000181947**

S/No	Contractor	Supplier No.	Amount(Kes)
1	Bullsons Enterprises	28115	4,728,107.80
2	Mulji Devray & Brothers Ltd.	143781	188,000.00
3	Ultra Electric Ltd	4424	180,370.15
4	Imperial Investments (K) Lt	935512	92,787.20
5	Shalfa Holdings Ltd	776684	2,297,011.75
6	Flooring Enteriors	116072	527,707.10
7	Bowl Plumbers Ltd	72916	2,386,766.50
8	Tropical Technologies	100801	1,867,926.90
9	Svensson & Iyansson	444350	255,409.00
10	Triza Investments	113575	90,901.05
11	Buildmore Constructors	34776	3,193,784.55
12	Bewa Wholesalers	110129	559,023.40
13	Glama Electricals & Mechanical	128700	1,027,907.25
14	Axis Engineering	24286	463,666.20
15	Water Africa International	465318	79,744.80
16	Miliki Dev. Company	456376	3,113,804.35
17	Westview Plumbers Ltd	411199	1,115,514.00
18	Zola Capital Ltd	789727	3,947,171.40
19	Philafe Engineering Works	154489	14,200.00
20	Bokoh Ltd	772524	458,471.60
21	State Dept. of Broadcast	822110	15,048,423.00
22	Diaden Ltd	776984	481,611.60
23	Three Diamonds Constructions	866065	1,520,569.30
24	Raken Limited	408067	4,899,333.85
25	Mizpah Contractors	835713	7,486,873.05
26	Almonds Contractors	38340	894,073.30
27	Firmbridge Ltd	770118	4,765,813.50
28	Tayo Construction Co.	408965	8,858,610.05
29	RAIA Investment	817496	3,405,854.20
30	Qaana Contractors	461687	8,076,739.85
31	Abana Uplink Services	791916	1,001,078.90
32	EASCO Africa Ltd	61699	3,010,509.70
33	Kimson Contractors	936365	183,119.60
34	Metropolitan Engineering	102114	795,774.40
35	Fair Banks Ltd	454711	3,525,056.75
36	Humeiras Construction Co.	930577	2,633,610.05
37	Classic East Africa Ltd	810118	400,170.00
38	Maybach Limited	800518	1,842,229.40
39	Silver Silcon Contractors	806634	922,715.95
40	Davcon Limited	395124	3,604,494.90
41	Seph Investment Co. Ltd	978697	1,947,656.60
42	Pemu Engineering Co. Ltd	823140	705,499.10
43	Fleigh Suppliers	807805	220,616.10

44	Quatorze Limited	780541	2,350,128.50
45	Mwademi Investors Ltd	958740	1,191,786.10
46	Pidngich Technologies Ltd	387660	192,922.45
47	Pinnie Agency Limited	145580	6,795,866.95
48	Vee Vee Enterprises Ltd	913880	7,813,555.40
49	Green Base Utilities Ltd	839926	1,332,868.45
50	Capricon Structures Ltd	389130	354,883.20
51	Noordin Enterprises	827013	2,943,335.10
52	Aridlands Construction Co. Ltd	813722	833,196.55
53	China Roads and Bridge Co. Ltd	367363	107,913,904.70
54	Gaussian Solutions Ltd	779104	169,057.40
	TOTAL		234,710,212.95


JOEL K. LANG'ATT, OGW
HEAD OF ACCOUNTING UNIT

SUPPLIER OF GOODS AND SERVICES	ORIGINAL AMOUNT	DATE CONTRACTED	AMOUNT PAID TO DATE	OUTSTANDING BALANCE 2022	OUTSTANDING BALANCE 2021	COMMENTS
	a	b	c	d=a-c		
SUPPLY OF GOODS						
Naivas Ltd	2,615,327			2,615,327.00		
Sun Blues Enterprises Limited	130,550			130,550.00		
Ahadi General Hardware	44,150			44,150.00		
Ahadi General Hardware	4,000			4,000.00		
Ahadi General Hardware	126,000			126,000.00		
Ahadi General Hardware	73,500			73,500.00		
Silver Globe Enterprises	145,400			145,400.00		
Denan General Supplies	169,740			169,740.00		
Debolana Contractors	209,660			209,660.00		
Jojen Butchery	28,000			28,000.00		
Naivas Ltd	32,146			32,146.00		
Naivas Ltd	27,385			27,385.00		
Naivas Ltd	99,575			99,575.00		
Naivas Ltd	30,639			30,639.00		
Naivas Ltd	72,999			72,999.00		
Naivas Ltd	347,222			347,222.00		
Krisfran Enterprises	676,396			676,396.00		
Cacotech Limited	95,138.80			95,138.80		
Vickmar Business Systems	1,568,800			1,568,800.00		
Jelin Enterprises	132,130.00			132,130.00		
Gwendline Investment	321,140.00			321,140.00		
Pilot Trading	570,000.00			570,000.00		
Estelle Distribuors	1,278,910.00			1,278,910.00		
Intereban Investment Ltd	908,000.00			908,000.00		
Tetramark Solutions	87,052.00			87,052.00		
Mansa Agencies Ltd	202,700.00			202,700.00		
Mervink Enterprises	76,600.00			76,600.00		
Bestline Systems Kenya Ltd	1,188,000.00			1,188,000.00		
Amazo Agencies	180,000.00			180,000.00		
Jojen Butchery	2,363,760.00			2,363,760.00		
Casse Investment	236,550.00			236,550.00		
Parwencontractors Limited	979,820.00			979,820.00		
Joyvennah Agencies	1,134,612.00			1,134,612.00		
Elistas General Suppliers Limited	181,100.00			181,100.00		
Parwencontractors Limited	924,100.00			924,100.00		
Defence Forces Canteen Organization	714,134.00			714,134.00		
Naivas Ltd	54,190.00			54,190.00		
Naivas Ltd	26,165.00			26,165.00		
Naivas Ltd	207,624.00			207,624.00		
Naivas Ltd	246,010.00			246,010.00		
Naivas Ltd	295,585.00			295,585.00		
Jojen Butchery	188,300.00			188,300.00		
Jojen Butchery	188,300.00			188,300.00		
Jojen Butchery	188,300.00			188,300.00		
Jojen Butchery	188,300.00			188,300.00		
Green Basket Fresh Vegetables	91,450.00			91,450.00		
Green Basket Fresh Vegetables	44,560.00			44,560.00		
Green Basket Fresh Vegetables	52,860.00			52,860.00		
Green Basket Fresh Vegetables	91,450.00			91,450.00		
Green Basket Fresh Vegetables	44,560.00			44,560.00		
Green Basket Fresh Vegetables	52,860.00			52,860.00		
Green Basket Fresh Vegetables	91,450.00			91,450.00		
Green Basket Fresh Vegetables	44,560.00			44,560.00		
Green Basket Fresh Vegetables	52,860.00			52,860.00		
Green Basket Fresh Vegetables	91,450.00			91,450.00		
Green Basket Fresh Vegetables	44,560.00			44,560.00		
Green Basket Fresh Vegetables	53,110.00			53,110.00		
Prime Choice Butchery	120,100.00			120,100.00		
Prime Choice Butchery	85,200.00			85,200.00		
Prime Choice Butchery	112,900.00			112,900.00		
Prime Choice Butchery	110,500.00			110,500.00		
Prime Choice Butchery	168,950.00			168,950.00		
Blue Sky Wines Ltd	202,500.00			202,500.00		
Defence Forces Canteen Organization	49,557.00			49,557.00		
Zimari Vetures	1,056,500.00			1,056,500.00		
Otieno International Ltd	1,771,000.00			1,771,000.00		
Jelin Enterprises	333,500.00			333,500.00		

Samaflomo Designers And Outfitters	788,956.00		788,956.00	
Cartizo General Suppliers	251,840.64		251,840.64	
Total(K) Enegies	152,502.16		152,502.16	
Total(K) Enegies	79,996.60		79,996.60	
Total(K) Enegies	217,592.20		217,592.20	
Total(K) Enegies	158,797.50		158,797.50	
Defence Forces Canteen Organization	2,164,532.00		2,164,532.00	
Jojen Butchery	1,366,270.00		1,366,270.00	
Naivas Ltd	6,563.00		6,563.00	
Naivas Ltd	34,722.00		34,722.00	
Naivas Ltd	549,586.00		549,586.00	
Naivas Ltd	1,344,214.00		1,344,214.00	
Naivas Ltd	24,604.00		24,604.00	
Green Basket Fresh Vegetables	958,440.00		958,440.00	
Jojen Butchery	1,596,960.00		1,596,960.00	
New Kenya Co-Operative Creameries Limited	1,897,668.00		1,897,668.00	
Nakayla's Best Solution	56,000.00		56,000.00	
Denan General Suppliers	698,150.00		698,150.00	
Bredon Enterprises	256,900.00		256,900.00	
Jawan Hardware And Tools	150,000.00		150,000.00	
Reign Africa Limited	220,000.00		220,000.00	
Umeme Quick Auto Service Limited	99,000.00		99,000.00	
Defence Forces Canteen Organization	34,904.00		34,904.00	
Bluesky Wines Ltd	225,700.00		225,700.00	
Classic East Africa (E.A)	176,000.00		176,000.00	
Falida Eterprises	321,300.00		321,300.00	
Defence Forces Canteen Organization	1,252,028.00		1,252,028.00	
Betivy Supplies Ltd	382,000.00		382,000.00	
Nela Waterscapes Ltd	291,270.00		291,270.00	
Mberika General Supplies	322,500.00		322,500.00	
Blackwood Ltd	1,300,000.00		1,300,000.00	
Green Basket Fresh Vegetables	6,400.00		6,400.00	
Green Basket Fresh Vegetables	30,800.00		30,800.00	
Green Basket Fresh Vegetables	11,200.00		11,200.00	
Green Basket Fresh Vegetables	32,500.00		32,500.00	
Green Basket Fresh Vegetables	9,500.00		9,500.00	
Green Basket Fresh Vegetables	33,900.00		33,900.00	
Green Basket Fresh Vegetables	16,150.00		16,150.00	
Green Basket Fresh Vegetables	31,300.00		31,300.00	
Green Basket Fresh Vegetables	14,300.00		14,300.00	
Green Basket Fresh Vegetables	19,600.00		19,600.00	
Green Basket Fresh Vegetables	9,500.00		9,500.00	
Jojen Butchery	31,400.00		31,400.00	
Jojen Butchery	28,000.00		28,000.00	
Jojen Butchery	19,900.00		19,900.00	
Jojen Butchery	31,900.00		31,900.00	
Jojen Butchery	21,100.00		21,100.00	
Jojen Butchery	27,700.00		27,700.00	
Jojen Butchery	19,600.00		19,600.00	
Jojen Butchery	27,880.00		27,880.00	
Jojen Butchery	27,700.00		27,700.00	
Jojen Butchery	15,700.00		15,700.00	
Jojen Butchery	25,680.00		25,680.00	
Jojen Butchery	29,250.00		29,250.00	
Jojen Butchery	22,780.00		22,780.00	
Jojen Butchery	27,540.00		27,540.00	
Jojen Butchery	27,730.00		27,730.00	
Jojen Butchery	35,050.00		35,050.00	
Jojen Butchery	30,540.00		30,540.00	
Jojen Butchery	30,730.00		30,730.00	
Jojen Butchery	30,105.00		30,105.00	
Jojen Butchery	40,840.00		40,840.00	
Tiff E.A. Limited	291,595.00		291,595.00	
Betivy Supplies Ltd	1,607,480.00		1,607,480.00	
Nela Waterscape	450,000.00		450,000.00	
Amazing Link Investment Ltd	1,988,440.20		1,988,440.20	
Diversey Eastern & Central Africa	82,259.00		82,259.00	
Diversey Eastern & Central Africa	88,085.76		88,085.76	
Defence Forces Canteen Organization	105,600.00		105,600.00	
Naivas	309,985.00		309,985.00	
Goldcoin Enterprises	110,900.00		110,900.00	
Sun Blues Enterprises Ltd	780,000.00		780,000.00	
Silver Globe Enterprises	1,496,500.00		1,496,500.00	
Prime Choice	114,802,250.00		114,802,250.00	

All Times Enterprise	14,421,840.00		14,421,840.00
New Kcc	5,131,674.00		5,131,674.00
Kenya Meat Commission	1,267,800.00		1,267,800.00
Eight To Eight Fast Food	15,154,102.00		15,154,102.00
Manja Business System	987,000.00		987,000.00
Partu Enterprises	1,128,000.00		1,128,000.00
Pisurgic East Africa	1,700,000.00		1,700,000.00
Admiral Trading	515,000.00		515,000.00
Cypress Enterprises	1,493,000.00		1,493,000.00
Gabby Agencies	1,850,000.00		1,850,000.00
Cosmetic And Beauty	450,000.00		450,000.00
Nescho Enterprises	1,640,000.00		1,640,000.00
Pedeje Enterprises	181,200.00		181,200.00
M/S Otieno International	841,000.00		841,000.00
M/S Copy Cat Ltd	6,565,906.00		6,565,906.00
Intermass Technologies	12,712,000.00		12,712,000.00
Mednjau Enterprises	355,200.00		355,200.00
Herzogin Ventures	260,000.00		260,000.00
Abbish Investment	115,000.00		115,000.00
Ace Pharmaceuticals	699,200.00		699,200.00
Acuity Services	487,500.00		487,500.00
Adhisedwa Ltd	265,300.00		265,300.00
Adhisedwa Ltd	360,000.00		360,000.00
Advanced Medical Solution Ltd	237,850.00		237,850.00
Advanced Medical Solutions	111,510.00		111,510.00
Advanced Medical Solutions	245,000.00		245,000.00
Advanced Medical Solutions Limited	221,050.00		221,050.00
Advanced Medical Solutions Ltd	120,000.00		120,000.00
Advanced Medical Solutions Ltd	420,000.00		420,000.00
Afro Kent Office Equipment	1,829,190.00		1,829,190.00
Afro Kent Office Equipment	2,660,640.00		2,660,640.00
Agnok Logistics Supplies	612,000.00		612,000.00
Ags Kenya Limited	422,600.00		422,600.00
Ags Kenya Ltd	390,000.00		390,000.00
Aidatek Enterprises	671,080.00		671,080.00
Aidatek Enterprises Ltd	614,516.00		614,516.00
Aidatek Enterprises Ltd	1,045,000.00		1,045,000.00
Airtel Networks Kenya Ltd	70,000.00		70,000.00
Akansha Enterprises	10,500,000.00		10,500,000.00
Akinsha Enterprises	10,500,000.00		10,500,000.00
Akinsha Enterprises	28,192,500.00		28,192,500.00
Akinsha Enterprises	14,128,000.00		14,128,000.00
Akinsha Enterprises	1,632,000.00		1,632,000.00
Akinsha Enterprises	1,110,000.00		1,110,000.00
Akinsha Enterprises	14,880,000.00		14,880,000.00
Akinsha Enterprises	7,757,600.00		7,757,600.00
Akinsha Enterprises	3,228,000.00		3,228,000.00
Albe Enterprises	595,000.00		595,000.00
Albe Enterprises	595,000.00		595,000.00
Alcove General Supplies	184,750.00		184,750.00
Alcove General Supplies	438,000.00		438,000.00
Alder Enterprises Limited	8,281,427.00		8,281,427.00
Alfy Enterprises Ltd	244,585.00		244,585.00
Algarve Enterprises	474,000.00		474,000.00
Allied Medical Supplies	207,688.00		207,688.00
Allmed Medical Supplies	644,200.00		644,200.00
Allmed Medical Supplies	143,040.00		143,040.00
Allmed Medical Supplies Ltd	104,000.00		104,000.00
Allmed Medical Supplies Ltd	28,823,250.00		28,823,250.00
Allmed Medical Supplies Ltd	356,000.00		356,000.00
Allmed Medical Supplies Ltd	206,000.00		206,000.00
Allmed Medical Supplies Ltd	646,500.00		646,500.00
Allmed Medical Supplies Ltd	432,000.00		432,000.00
Allmed Medical Supplies Ltd	212,000.00		212,000.00
Allywaks Ioffice Solutions	2,576,900.00		2,576,900.00
Alpha Queens Supplies Ltd	1,666,400.00		1,666,400.00
Alpha Queens Supplies Ltd	1,167,500.00		1,167,500.00
Alpha Queens Supplies Ltd	979,200.00		979,200.00
Alsafa Construction Company Limited	2,673,899.00		2,673,899.00
Amanya General Supplies	32,500.00		32,500.00
Amazing Taste Limited	243,000.00		243,000.00
Amesh Ventures	2,962,000.00		2,962,000.00
Aml Quest Services Limited	397,200.00		397,200.00
Amuts General Supplies	546,925.00		546,925.00

Anbar Agencies	191,460.00		191,460.00	
Anbar Agencies	279,030.00		279,030.00	
Angicha Agencies	1,270,321.00		1,270,321.00	
Antrace Enterprices	83,630.00		83,630.00	
Antrace Enterprices	83,630.00		83,630.00	
Apex Green Investment	2,996,400.00		2,996,400.00	
Appex Green Investment	1,669,000.00		1,669,000.00	
Aquchungo Enterprices	360,000.00		360,000.00	
Aramu Limited	367,250.00		367,250.00	
Aramu Limited	320,000.00		320,000.00	
Aramu Limited	360,000.00		360,000.00	
Aramu Limited	547,500.00		547,500.00	
Ashuam Cleaning Ent,	3,316,000.00		3,316,000.00	
Asiafric International Ltd	1,659,338.40		1,659,338.40	
Awad Auto Ltd	1,232,900.00		1,232,900.00	
Bakemark Ltd	45,000.00		45,000.00	
Bamak Urban Ventures	247,203.00		247,203.00	
Bamboo Ventures	1,099,955.00		1,099,955.00	
Bamboo Ventures	1,475,534.00		1,475,534.00	
Bamed Enterprices	145,000.00		145,000.00	
Barelnk Solutions	729,000.00		729,000.00	
Baselink Group Limited	6,775,254.20		6,775,254.20	
Becton Agencies	381,310.00		381,310.00	
Beelcy Services	525,000.00		525,000.00	
Bekenya Agencies	160,000.00		160,000.00	
Bekenya Agencies	160,000.00		160,000.00	
Bekenya Agencies	120,000.00		120,000.00	
Bekenya Agencies	308,125.00		308,125.00	
Bekenya Agencies Limited	480,000.00		480,000.00	
Beldon Agencies	530,000.00		530,000.00	
Beldon Agencies	2,463,600.00		2,463,600.00	
Belfra General Supplies	518,000.00		518,000.00	
Belkings Butchery	594,000.00		594,000.00	
Belkings Butchery And Supplies Co. Ltd	484,000.00		484,000.00	
Bellagio Construction Ltd	324,900.00		324,900.00	
Bephat Enterprices Limited	4,658,000.00		4,658,000.00	
Bephat Enterprices Limited	11,645,000.00		11,645,000.00	
Berlik Trading Company	389,900.00		389,900.00	
Beypharm Limited	831,750.00		831,750.00	
Beyun Construction & General Supplies	8,400,000.00		8,400,000.00	
Bigtime Investors Ltd	131,250.00		131,250.00	
Bilzuma Enterprices	1,440,010.00		1,440,010.00	
Bimko Agencies	2,583,400.00		2,583,400.00	
Bio Systems Labs Supplies Ltd	630,000.00		630,000.00	
Biocare Diagnostics	55,730.00		55,730.00	
Biocon Kenya Ltd	196,200.00		196,200.00	
Biohazard Waste Solution	420,000.00		420,000.00	
Bioquest (K) Limited	1,709,000.00		1,709,000.00	
Bioquest (K) Limited	19,500.00		19,500.00	
Bioquest (K) Limited	164,160.00		164,160.00	
Bioquest (K) Limited	936,500.00		936,500.00	
Bioquest (K) Limited	25,000.00		25,000.00	
Bioquest (K) Limited	680,100.00		680,100.00	
Bioquest (K) Limited	19,500.00		19,500.00	
Bioquest (K) Limited	623,200.00		623,200.00	
Bioquest (K) Limited	553,200.00		553,200.00	
Bioquest (K) Limited	300,800.00		300,800.00	
Bioquest (K) Limited	45,800.00		45,800.00	
Bio-Quest Kenya Ltd	902,500.00		902,500.00	
Birds Printer Office Stationery	2,929,000.00		2,929,000.00	
Blefadin Enterprices	513,744.00		513,744.00	
Blefadin Enterprices	950,000.00		950,000.00	
Blue Bells Care	380,000.00		380,000.00	
Blue Dot Ventures	850,190.00		850,190.00	
Bluebell Ltd	274,500.00		274,500.00	
Bofit Diagnostitics	215,250.00		215,250.00	
Bold Works Tools& Equipmentslts	596,300.00		596,300.00	
Brainstone Invoiceestments	455,000.00		455,000.00	
Brainstone Investments Company Ltd.	380,250.00		380,250.00	
Braxton General Supplies	474,045.00		474,045.00	
Briagate Ventures	709,000.00		709,000.00	
Briagate Ventures	1,100,000.00		1,100,000.00	
Briagate Ventures	1,163,480.00		1,163,480.00	
Bridgitta Enterprices	1,232,000.00		1,232,000.00	

Bridgitta Enterprises	469,626.80		469,626.80
Brighton Pharmaceuticals	470,000.00		470,000.00
Brighton Pharmaceuticals	160,000.00		160,000.00
Brighton Pharmaceuticals	531,000.00		531,000.00
Brighton Pharmaceuticals	370,500.00		370,500.00
Brighton Pharmaceuticals	745,000.00		745,000.00
Brighton Pharmaceuticals	1,505,000.00		1,505,000.00
Brighton Pharmaceuticals Ltd	1,000,000.00		1,000,000.00
Brightways Limited	3,045,424.00		3,045,424.00
Brimad Agencies	531,500.00		531,500.00
Brimad Agencies	230,000.00		230,000.00
Brimad Agencies	126,500.00		126,500.00
Broad Vision	142,320.00		142,320.00
Broadhurst Africa	940,000.00		940,000.00
Brookhart Hecare	495,000.00		495,000.00
Brookhart Hecare Ltd	751,200.00		751,200.00
Brooklyn Supplies	151,650.00		151,650.00
Cable Connect Limited	1,454,070.00		1,454,070.00
Cactus Media Limited	308,000.00		308,000.00
Cactus Media Limited	202,500.00		202,500.00
Cactus Media Limited	36,000.00		36,000.00
Cactus Media Limited	330,000.00		330,000.00
Cactus Media Ltd	783,150.00		783,150.00
Cam Links Limited	5,784,000.00		5,784,000.00
Camlink Limited	5,230,000.00		5,230,000.00
Canl Ventures	311,500.00		311,500.00
Capricon Structures	4,196,112.00		4,196,112.00
Capricon Structures	788,880.00		788,880.00
Cardlink (K) Limited	500,000.00		500,000.00
Cardlink K Limited	975,500.00		975,500.00
Cardlink K Limited	700,000.00		700,000.00
Carry Ventures	130,200.00		130,200.00
Carry Ventures	227,500.00		227,500.00
Carvette Company	917,750.00		917,750.00
Caryvette Company	35,000.00		35,000.00
Cate And Mathews	228,670.00		228,670.00
Catmug Enterprises	2,815,000.00		2,815,000.00
Cawaki Supplies	156,300.00		156,300.00
Cdn Solution Ltd	3,453,500.00		3,453,500.00
Cdn Solution Ltd	3,542,520.00		3,542,520.00
Cdn Solutions	20,889,180.00		20,889,180.00
Centre Point Supplies Limited	1,376,600.00		1,376,600.00
Ceston General Supplies	285,000.00		285,000.00
Ceston General Supplies	1,455,000.00		1,455,000.00
Chanwan Enterprise	468,000.00		468,000.00
Chanwan Enterprises	1,228,000.00		1,228,000.00
Chapex Communications	168,000.00		168,000.00
Charmie Enterprises	97,500.00		97,500.00
Chelcey Supplies And Services	1,439,500.00		1,439,500.00
Chlorobands Ventures	533,680.00		533,680.00
Chrisane Holdings Ltd	214,870.00		214,870.00
Cilas Enterprises Limited	350,000.00		350,000.00
Citrolam Contractors	696,000.00		696,000.00
City Plus Ltd	420,480.00		420,480.00
Clouds Marketing Ltd	298,540.00		298,540.00
Colmeds Total Supplies	112,000.00		112,000.00
Colmeds Total Supplies	633,000.00		633,000.00
Colmeds Total Supplies	615,000.00		615,000.00
Colour International Ltd	743,180.00		743,180.00
Colour International Ltd	1,189,000.00		1,189,000.00
Colour International Ltd	330,000.00		330,000.00
Colour International Ltd	495,600.00		495,600.00
Colour International Ltd	942,500.00		942,500.00
Colour Print Limited	3,552,583.00		3,552,583.00
Colour Print Ltd	3,746,360.00		3,746,360.00
Comprint Technologies	721,000.00		721,000.00
Compton Ltd	6,142,660.00		6,142,660.00
Contrust Enterprises	171,000.00		171,000.00
County Yard	6,900,000.00		6,900,000.00
County Yard	7,800,000.00		7,800,000.00
Cross Lead Holdings	757,500.00		757,500.00
Cross Lead Holdings	757,500.00		757,500.00
Crown He Care	434,400.00		434,400.00
Crown Healthcare Solution	552,840.00		552,840.00

Crown Healthcare Solution	30,000.00			30,000.00	
Crown Hecare	71,763.00			71,763.00	
Crystal Supplies (Ea) Ltd	518,000.00			518,000.00	
Crystal Supplies Ea Ltd	430,704.00			430,704.00	
Crystal Supplies Ea Ltd	581,700.00			581,700.00	
Crystal Supplies Ea Ltd	575,000.00			575,000.00	
Cyka Fresh	69,600.00			69,600.00	
Cyka Fresh	359,512.00			359,512.00	
Dachri Limited	2,960,000.00			2,960,000.00	
Dafia Investments Limited	1,250,000.00			1,250,000.00	
Dajim Distributors	425,100.00			425,100.00	
Dakota Tenderpreneur	149,000.00			149,000.00	
Dalton Enterprises Ea Ltd	405,950.00			405,950.00	
Dalton Enterprises East Africa Ltd	203,475.00			203,475.00	
Dalton Enterprises Limited	9,011,500.00			9,011,500.00	
Danisora Investments Ltd	855,000.00			855,000.00	
Danmo Products Limited	210,000.00			210,000.00	
Davemart Enterprises	460,110.00			460,110.00	
Davemart Enterprises Ltd	691,400.00			691,400.00	
Deekay Relief	2,580,546.00			2,580,546.00	
Deekay Relief Ltd	417,600.00			417,600.00	
Delphiq Limited	337,500.00			337,500.00	
Denro Springs	1,070,660.00			1,070,660.00	
Desco Investment	180,000.00			180,000.00	
Desco Investments	1,040,000.00			1,040,000.00	
Devicans Precise K Ltd	52,000.00			52,000.00	
Devicans Precise(K)Ltd	319,900.00			319,900.00	
Dibz Enterprises	155,000.00			155,000.00	
Dickways Construction Company Ltd	2,020,908.00			2,020,908.00	
Dictous Limited	180,000.00			180,000.00	
Dictous Limited	378,000.00			378,000.00	
Digi-Tech Enterprises	1,116,500.00			1,116,500.00	
Dischem Pharmacie	203,400.00			203,400.00	
Divatech Enterprises	1,443,000.00			1,443,000.00	
Divine Homes Limited	1,163,761.00			1,163,761.00	
Domica Ventures Ltd	501,370.00			501,370.00	
Dominion Merchants	243,107.00			243,107.00	
Donrays General Supplies	453,000.00			453,000.00	
Donrays General Supplies	237,000.00			237,000.00	
Dottika Investments	1,337,300.00			1,337,300.00	
Drafod Limited	1,997,500.00			1,997,500.00	
Drucil System	2,289,190.00			2,289,190.00	
Drucil Systems	5,600,000.00			5,600,000.00	
Drucils Systems	1,095,825.00			1,095,825.00	
Dullytech Enterprises Co.Ltd	227,365.00			227,365.00	
Durzan Enterprises	231,000.00			231,000.00	
Durzan Enterprises	231,000.00			231,000.00	
Dynamkes Solutions	278,290.00			278,290.00	
Dynamykes Solutions Limited	166,920.00			166,920.00	
East Coast Horizons Ltd	568,100.00			568,100.00	
Easterncomtec	7,845,000.00			7,845,000.00	
Edmo General Supplies	2,337,660.00			2,337,660.00	
Edmo General Supplies	267,150.00			267,150.00	
Edmwegi K Limited	56,040.00			56,040.00	
Elford Merchants	634,500.00			634,500.00	
Elibosi Enterprises	870,000.00			870,000.00	
Elik Printers & Stationers Co. Ltd	250,000.00			250,000.00	
Elik Printers & Stationers Co. Ltd.	1,215,260.00			1,215,260.00	
Elik Printers And Stationeries	657,740.00			657,740.00	
Ellex Precision Enterprises	177,000.00			177,000.00	
Ellex Precision Enterprises Ltd	379,500.00			379,500.00	
Ellex Precision Enterprises Ltd	423,760.00			423,760.00	
Elnasa E. Africa	1,775,000.00			1,775,000.00	
Elsiana Ventures	1,450,000.00			1,450,000.00	
Elsiana Ventures	820,000.00			820,000.00	
Eltons City Centre	44,365.00			44,365.00	
Eltons Designs Limited	911,800.00			911,800.00	
Em Technologies Ltd	2,000,000.00			2,000,000.00	
Emac Consultants Limited	688,250.00			688,250.00	
Embire Crystal	8,292,000.00			8,292,000.00	
Enchated Diamonds Inv	187,500.00			187,500.00	
Enkishia Trading	6,972,000.00			6,972,000.00	
Enkishia Trading	1,051,323.00			1,051,323.00	
Ephraimitte Solutions	245,455.00			245,455.00	

Equatorial Office Plus Ltd	573,000.00		573,000.00
Equip Agencies	97,566,000.00		97,566,000.00
Equip Agencies	23,433,375.00		23,433,375.00
Equip Agencies Limited	90,521,412.00		90,521,412.00
Equip Agencies Limited	90,521,412.00		90,521,412.00
Equip Agencies Limited	7,800,000.00		7,800,000.00
Equip Agencies Limited	20,000,000.00		20,000,000.00
Equip Agencies Limited	90,521,412.00		90,521,412.00
Equip Agencies Limited	816,000.00		816,000.00
Equip Agencies Limited	26,955,984.00		26,955,984.00
Equip Agencies Limited	10,713,600.00		10,713,600.00
Equip Agencies Ltd	90,521,412.00		90,521,412.00
Erangel Enterprises	310,000.00		310,000.00
Erangel Enterprises	310,000.00		310,000.00
Erangel Enterprises	428,600.00		428,600.00
Escace Company Limited	2,975,000.00		2,975,000.00
Esrinet Ventures Limited	16,896,200.00		16,896,200.00
Esrinet Ventures Limited	17,074,743.10		17,074,743.10
Esrinnet Ventures	1,405,900.00		1,405,900.00
Exact Iconic Services Limited	2,870,320.00		2,870,320.00
Exopress Supplies	775,250.00		775,250.00
Express Medicine Limited	42,000.00		42,000.00
Exxon Technologies	2,547,000.00		2,547,000.00
Fabro Limited	90,396,000.00		90,396,000.00
Fabro Limited	90,521,412.00		90,521,412.00
Fabro Limited	90,521,412.00		90,521,412.00
Fabro Limited	90,521,412.00		90,521,412.00
Fabro Limited	90,521,412.00		90,521,412.00
Fabro Limited	90,521,412.00		90,521,412.00
Fabro Limited	24,034,995.00		24,034,995.00
Fabro Limited Equip Agencies	3,950,000.00		3,950,000.00
Fabro Ltd	34,703,415.00		34,703,415.00
Facetime Company Limited	1,275,500.00		1,275,500.00
Faiche Links Enterprises	672,010.00		672,010.00
Fairton Agencies Ltd	400,000.00		400,000.00
Fami Investment	2,942,000.00		2,942,000.00
Fami Investment Limited	800,000.00		800,000.00
Fami Investment Limited	100,000.00		100,000.00
Fami Investment Limited	870,000.00		870,000.00
Fami Investment Ltd	420,000.00		420,000.00
Fami Investment Ltd	280,500.00		280,500.00
Fami Investment Ltd	206,250.00		206,250.00
Fami Investment Ltd	440,000.00		440,000.00
Fami Investment Ltd	176,670.00		176,670.00
Fami Investment Ltd	929,000.00		929,000.00
Fami Investment Ltd	443,040.00		443,040.00
Fami Investment Ltd	159,000.00		159,000.00
Fami Investment Ltd	42,000.00		42,000.00
Fami Investment Ltd	210,000.00		210,000.00
Fami Investments Ltd	1,109,000.00		1,109,000.00
Fami Investments Ltd	650,000.00		650,000.00
Fami Investments Ltd	19,770,138.00		19,770,138.00
Fami Investments Ltd	791,250.00		791,250.00
Fami Investments Ltd	478,500.00		478,500.00
Fami Investments Ltd	126,000.00		126,000.00
Fami Investments Ltd.	15,159,571.00		15,159,571.00
Fami Invoice Estment Ltd	1,600,000.00		1,600,000.00
Family Merchandise	653,560.00		653,560.00
Faram E.A Limited	824,538.00		824,538.00
Faram E.A Limited	581,168.00		581,168.00
Faram East Africa Ltd	145,560.00		145,560.00
Faram East Africa Ltd	697,858.00		697,858.00
Farfetch Supplies Limited	396,000.00		396,000.00
Farfetch Supplies Ltd	356,000.00		356,000.00
Felfam Limited	248,879.00		248,879.00
Fena Africa	8,245,350.00		8,245,350.00
Fidelity Telcom Services Ltd	1,970,000.00		1,970,000.00
Fidelity Telcom Services Ltd	1,920,000.00		1,920,000.00
Fidelity Telecommunication Services	8,782,500.00		8,782,500.00
First Crystal Solutions	568,500.00		568,500.00
First Crystal Solutions	1,500,000.00		1,500,000.00
First Crystal Solutions	640,000.00		640,000.00
First Crystal Solutions	310,000.00		310,000.00
Flavaco Ventures	202,500.00		202,500.00

Flawless Supplies	410,430.00		410,430.00	
Flawless Supplies	473,000.00		473,000.00	
Flemming Trade Solutions	511,800.00		511,800.00	
Flogin East Africa Limited	1,731,000.00		1,731,000.00	
Fostar Solutions	381,000.00		381,000.00	
Fostar Solutions	1,082,500.00		1,082,500.00	
Four Solutions Holdings Ltd	678,500.00		678,500.00	
Frachel Enterprises	849,527.00		849,527.00	
Frachel Enterprises Ltd	87,915.00		87,915.00	
Frijo Enterprises	40,000,000.00		40,000,000.00	
Frolenah Enterprises	601,500.00		601,500.00	
Fuchalink Enterprises	142,250.00		142,250.00	
Fusnel Enterprises Ltd	340,000.00		340,000.00	
G.G Enterprises	384,780.00		384,780.00	
Gabby Agencies	851,000.00		851,000.00	
Gabby Agencies Limited	463,000.00		463,000.00	
Gactor Enterprises	1,754,000.00		1,754,000.00	
Gadaro Enterprises	762,090.00		762,090.00	
Gadaro Enterprises	1,800,000.00		1,800,000.00	
Gadget World	700,800.00		700,800.00	
Garimex Commercial Enterprises	918,000.00		918,000.00	
Geotech Limited	6,594,000.00		6,594,000.00	
Gelpa Ltd	690,000.00		690,000.00	
General Motors East Africa	5,200,000.00		5,200,000.00	
Gentex Gen Agencies	203,000.00		203,000.00	
Gentex General Agencies	203,000.00		203,000.00	
Geobitu Enterprises	440,240.00		440,240.00	
Geobitu Enterprises	107,400.00		107,400.00	
Geobitu Enterprises	286,800.00		286,800.00	
Geolea Enterprises Ltd	59,700.00		59,700.00	
Geolea Enterprises Ltd	440,800.00		440,800.00	
Geolex Electricals Services	36,190.00		36,190.00	
Geolex Electricals Services	544,000.00		544,000.00	
Geomart Trading Company	550,000.00		550,000.00	
Geomart Trading Company	3,000,000.00		3,000,000.00	
Geomart Trading Company Ltd	750,000.00		750,000.00	
Gigil Treatment Industries Ltd	18,010,380.00		18,010,380.00	
Gilberto Tecks	2,394,000.00		2,394,000.00	
Gilgil Treatment Industries Limited	18,010,380.00		18,010,380.00	
Giyana Enterprises Ltd	700,000.00		700,000.00	
Glafrays Kenya Services	244,200.00		244,200.00	
Global Miles Communications Ltd	192,000.00		192,000.00	
Global Miles Communications Ltd	80,000.00		80,000.00	
Global Polltraxe Consults Limited	447,660.00		447,660.00	
Global Polltraxe Consulyts	756,000.00		756,000.00	
Golden Crest Ltd	800,000.00		800,000.00	
Goldmax Enterprises	858,685.00		858,685.00	
Goldstocks Company Limited	578,500.00		578,500.00	
Gomtech Enterprises	962,000.00		962,000.00	
Good Shepherd Supplies	557,200.00		557,200.00	
Good Shepherd Supplies	640,000.00		640,000.00	
Goodman Agencies	49,770.00		49,770.00	
Gorgeous Group Co. Ltd	2,849,800.00		2,849,800.00	
Great Laboratory & Chemical Suppliers	708,690.00		708,690.00	
Great Stanvic Limited	194,000.00		194,000.00	
Green Base Utilities	75,207,000.00		75,207,000.00	
Green Place Consult	536,090.00		536,090.00	
Greenapple Solutions Limited	514,579.00		514,579.00	
Greenbase Utilites Ltd	740,000.00		740,000.00	
Greenland Supplier	2,801,290.00		2,801,290.00	
Gremasi Stores	71,000.00		71,000.00	
Gremasi Stores	180,000.00		180,000.00	
Gremasl Stores	839,160.00		839,160.00	
Gremasl Stores	209,000.00		209,000.00	
Gwawi Investment Company Limited	20,492,500.00		20,492,500.00	
Habibah General Supp	100,000.00		100,000.00	
Harleys Ltd	9,200.00		9,200.00	
Hartlane Pharmaceuticals	170,325.00		170,325.00	
Hartlane Pharmaceuticals Ltd	280,000.00		280,000.00	
Haska Pharmaceuticals Co. Ltd	560,000.00		560,000.00	
Haus Of D& P Supplies	5,200,000.00		5,200,000.00	
Hazali International Ltd	216,370.00		216,370.00	
Hazali International Ltd	46,568.00		46,568.00	
Hazali International Ltd	258,630.00		258,630.00	

Hazali Ltd	462,000.00		462,000.00
He Classique Ltd	3,095,820.00		3,095,820.00
Health Today	647,000.00		647,000.00
Hecho Trading Company	850,000.00		850,000.00
Hecho Trading Company	375,000.00		375,000.00
Hecta Limited	1,427,120.00		1,427,120.00
Hecta Ltd	2,931,441.00		2,931,441.00
Hecta Ltd	310,299.40		310,299.40
Hedgelink Limited	550,000.00		550,000.00
Hellmoon Agencies	37,345.00		37,345.00
Hemocue Kenya Ltd	547,200.00		547,200.00
Hersen Trading K Limited	1,426,000.00		1,426,000.00
Hersen Trading(K) Ltd	2,912,430.00		2,912,430.00
Hewa Tele Ltd	2,010,100.00		2,010,100.00
Hewatele	95,500.00		95,500.00
Hewatele Ltd	1,654,400.00		1,654,400.00
Hezelsoft Solutions Ltd	1,043,200.00		1,043,200.00
Highridge Pharmaceutical Limited	392,000.00		392,000.00
Highridge Pharmaceuticals	499,000.00		499,000.00
Highridge Pharmaceuticals	619,000.00		619,000.00
Highridge Pharmaceuticals Limited	45,000.00		45,000.00
Highridge Pharmaceuicals Ltd	182,000.00		182,000.00
Hilmac General Supplies Ltd	532,000.00		532,000.00
Hilpaten Enterprises	24,266,500.00		24,266,500.00
Honbiz Enterprises	3,700,000.00		3,700,000.00
Honeywell Limited	634,045.00		634,045.00
Hopeline Trading	697,975.00		697,975.00
Hydromatics Ltd	26,000,000.00		26,000,000.00
Iconic Hecare Ltd	626,950.00		626,950.00
Imara Commodities	343,101.00		343,101.00
Imara Commodities	305,470.00		305,470.00
Imperium Plus Agencies	2,215,400.00		2,215,400.00
Insight Enterprises	4,939,048.00		4,939,048.00
Insta Lab Ea Ltd	11,250.00		11,250.00
Insta Lab Ea Ltd	333,980.00		333,980.00
Insta Lab Ea Ltd	63,620.00		63,620.00
Insta Labs (E.A.)Ltd	507,000.00		507,000.00
Insta Labs (E.A.)Ltd	625,200.00		625,200.00
Insta Labs (Ea) Ltd	232,000.00		232,000.00
Insta Labs Ea Limited	63,620.00		63,620.00
Insta Labs Ea Limited	224,000.00		224,000.00
Insta Labs Ea Limited	169,700.00		169,700.00
Instalabs Ea Ltd	184,570.00		184,570.00
Intergrated Supplies And Consultation Ltd	2,966,700.00		2,966,700.00
Interquip Company Ltd	28,356,000.00		28,356,000.00
Intertractor Company	16,768,000.00		16,768,000.00
Intertractor Company Limited	8,384,000.00		8,384,000.00
Intertractor Company Limited	2,337,000.00		2,337,000.00
Intertractor Company Ltd	26,760,000.00		26,760,000.00
Intertractor Company Ltd	13,380,000.00		13,380,000.00
Intertractor Company Ltd	14,400,000.00		14,400,000.00
Intram Africa Ltd	890,820.00		890,820.00
Intramark Africa	121,378.00		121,378.00
Irasoft Enterprises Ea Ltd	830,000.00		830,000.00
Isopharm Limited	734,200.00		734,200.00
Isopharm Limited	12,000.00		12,000.00
Isopharm Limited	68,582,667.00		68,582,667.00
Isopharm Limited	1,652,040.00		1,652,040.00
Isopharm Limited	2,573,150.00		2,573,150.00
Isopharm Limited	2,939,524.00		2,939,524.00
Isopharm Limited	9,894,150.00		9,894,150.00
Isopharm Limited	2,602,000.00		2,602,000.00
Isopharm Limited	80,380,833.00		80,380,833.00
Isopharm Limited	109,250.00		109,250.00
Isopharm Ltd	126,000.00		126,000.00
Isopharm Ltd	130,000.00		130,000.00
Isopharm Ltd	2,166,900.00		2,166,900.00
Isopharm Ltd	2,995,900.00		2,995,900.00
Isopharm Ltd	821,710.00		821,710.00
Isopharm Ltd	121,272.00		121,272.00
Isopharm Ltd	833,650.00		833,650.00
Isopharm Ltd	282,220.00		282,220.00
Isopharm Ltd	2,695,500.00		2,695,500.00
Isopharm Ltd	2,077,000.00		2,077,000.00

Isuzu E.Africa	4,797,000.00		4,797,000.00	
Isuzu Ea Ltd	5,699,750.00		5,699,750.00	
Isuzu East Africa	22,157,800.00		22,157,800.00	
Isuzu East Africa	10,730,000.00		10,730,000.00	
Isuzu East Africa	95,382,500.00		95,382,500.00	
Isuzu East Africa	95,382,000.00		95,382,000.00	
Isuzu East Africa Limited	58,647,500.00		58,647,500.00	
Isuzu East Africa Ltd	36,491,000.00		36,491,000.00	
Isuzu East Africa Ltd	5,601,478.45		5,601,478.45	
Jads Diagnostics (Ea) Ltd	135,000.00		135,000.00	
Jads Diagnostics Ea Ltd	335,200.00		335,200.00	
Jaffity General Supplies	2,976,000.00		2,976,000.00	
Janst Health Services	35,700.00		35,700.00	
Jantech Enterprises Limited	823,200.00		823,200.00	
Jarkim Merchants	11,825,600.00		11,825,600.00	
Jayme Investment	507,500.00		507,500.00	
Jealstep Enterprises	144,000.00		144,000.00	
Jecin Enterprises	587,700.00		587,700.00	
Jecin Enterprises Ltd	123,900.00		123,900.00	
Jelani Company Ltd	4,705,000.00		4,705,000.00	
Jenel Enterprises	1,079,500.00		1,079,500.00	
Jennif Enterprises	684,000.00		684,000.00	
Jennif Enterprises	643,700.00		643,700.00	
Jennif Enterprises Ltd	570,000.00		570,000.00	
Jeshnene Enterprises	1,710,000.00		1,710,000.00	
Jesta (Ea) Ltd	91,600.00		91,600.00	
Jesta East Africa	118,000.00		118,000.00	
Jiwels Solutions	316,000.00		316,000.00	
Joblinters Agencies	654,000.00		654,000.00	
Joblinters Agencies	478,236.00		478,236.00	
Joblinters Agencies	795,000.00		795,000.00	
Jocadan Enterprises	284,400.00		284,400.00	
Jocasha Enterprise	347,884.00		347,884.00	
Joch County Link Enterrises Ltd	324,000.00		324,000.00	
Joflosta Investments	2,577,900.00		2,577,900.00	
Jowamu Holdings Ltd	72,000.00		72,000.00	
Joycilla Limited	306,180.00		306,180.00	
Joycilla Limited	389,872.00		389,872.00	
Joylight Suppliers Ltd	209,000.00		209,000.00	
Joyrowl Enterprises	10,662,000.00		10,662,000.00	
Joytag Enterprises	318,180.00		318,180.00	
Jubilant Wide Vision Investment Ltd	945,000.00		945,000.00	
Juby Solutions Limited	761,000.00		761,000.00	
Jules Apparels	410,000.00		410,000.00	
Junnita General Agencies	123,000.00		123,000.00	
Junnita General Agencies	219,000.00		219,000.00	
Jushami Enterprises	604,580.00		604,580.00	
Kameta Pharmaceuticals	415,500.00		415,500.00	
Kamkam Ltd	130,500.00		130,500.00	
Kamkam Ltd	100,150.00		100,150.00	
Karishma Hecare Solutions Limited	1,964,400.00		1,964,400.00	
Kava Mama Ventures	216,000.00		216,000.00	
Kay Clad Enterprises	427,080.00		427,080.00	
Kay Clad Enterprises	232,500.00		232,500.00	
Kay-Clad Enterprises	427,080.00		427,080.00	
Kcb Group Ltd	6,011,341.55		6,011,341.55	
Kemsa	3,079,005.00		3,079,005.00	
Kemsa	195,179,433.00		195,179,433.00	
Kemsa	2,788,801.00		2,788,801.00	
Kemsa	3,803,320.00		3,803,320.00	
Kenafic Bakery Ltd	541,440.00		541,440.00	
Kenbil Investment	790,800.00		790,800.00	
Kenbil Investment Ltd	961,200.00		961,200.00	
Kent Pharmaceuticals(K) Ltd	19,320.00		19,320.00	
Kent Pharmaceuticals(K) Ltd	220,000.00		220,000.00	
Kenya Meat Commission	4,100,000.00		4,100,000.00	
Kenya Meat Commission	116,170.00		116,170.00	
Kenya Tents	1,210,000.00		1,210,000.00	
Kerb Rose General Supplies	9,760,000.00		9,760,000.00	
Kerb Rose General Supplies	9,760,000.00		9,760,000.00	
Keromatt Ltd	1,236,642.00		1,236,642.00	
Kester Agencies	7,145,550.00		7,145,550.00	
Ketoways General	358,200.00		358,200.00	
Ketoways General Agencies	358,200.00		358,200.00	

Khasandi Seneral Supplies	1,140,750.00		1,140,750.00
Kiblo Limited	486,000.00		486,000.00
Kiblo Limited	1,600,000.00		1,600,000.00
Kilwa Agencies	804,400.00		804,400.00
Kimgen Supplies Company Limited	174,510.00		174,510.00
Kimgen Supplies Company Ltd	594,000.00		594,000.00
Kirt \$Hemp Limited	18,230.00		18,230.00
Kirt & Hemp Ltd	45,900.00		45,900.00
Kirt & Hemp Ltd	47,250.20		47,250.20
Kirt And Hemp Limited	23,980.00		23,980.00
Kiwaka General Merchants Ltd	238,770.00		238,770.00
Kiwaka General Merchants Ltd	271,880.00		271,880.00
Klean Queen Solutions	405,000.00		405,000.00
Klean Queen Solutions	330,000.00		330,000.00
Kokidi Enterprises	1,020,340.00		1,020,340.00
Kompowers Investment	122,000.00		122,000.00
Kompowers Investment	476,600.00		476,600.00
Kompowers Investment	544,000.00		544,000.00
Kompowers Investment	740,000.00		740,000.00
Kompowers Investment	887,700.00		887,700.00
Kompowers Investments	250,000.00		250,000.00
Kompowers Investments	1,595,000.00		1,595,000.00
Kompowers Investments	2,759,000.00		2,759,000.00
Konjuli Enterprises Ltd	230,160.00		230,160.00
Krishna Chemists	750,000.00		750,000.00
Labique Supplies	296,500.00		296,500.00
Labique Supplies	19,500.00		19,500.00
Labique Supplies	290,000.00		290,000.00
Labique Supplies	1,021,000.00		1,021,000.00
Labique Supplies	671,000.00		671,000.00
Labique Supplies	80,000.00		80,000.00
Labo Pharma Kenya	349,750.00		349,750.00
Labo Pharma Kenya Ltd	856,750.00		856,750.00
Laboquip Limited	160,000.00		160,000.00
Lajoy Investment Limited	2,398,000.00		2,398,000.00
Lama Engineering	4,905,000.00		4,905,000.00
Lamark Rift Enterprises	289,050.00		289,050.00
Land Rover Boutique Enterprises	882,500.00		882,500.00
Land Rover Supa	405,800.00		405,800.00
Land Rover Supa Boutique Enterprises	292,500.00		292,500.00
Landale Ltd	487,414.00		487,414.00
Landmark Filters Ltd	2,606,350.00		2,606,350.00
Landmark Fitters	10,884,000.00		10,884,000.00
Landmark Fitters Ltd	4,106,064.00		4,106,064.00
Laser Chemicals International	510,000.00		510,000.00
Laser Technologies	1,746,850.00		1,746,850.00
Lashmar Investment	1,590,381.00		1,590,381.00
Latema Pharma	1,222,000.00		1,222,000.00
Latema Pharma Ltd	1,966,000.00		1,966,000.00
Latema Pharmaceuticals	675,000.00		675,000.00
Led Power Technologies(E.A)	565,434.00		565,434.00
Led Power Technologies(E.A)	2,324,998.00		2,324,998.00
Ledmatix Limited	9,434,000.00		9,434,000.00
Ledmatix Limited	140,551,500.00		140,551,500.00
Ledmatix Limited	5,779,000.00		5,779,000.00
Ledmatix Limited	47,400,000.00		47,400,000.00
Ledmatrix Limited	132,000,000.00		132,000,000.00
Leech Investment Limited	1,301,000.00		1,301,000.00
Leeds Solutions	26,100,000.00		26,100,000.00
Leeds Solutions	4,170,000.00		4,170,000.00
Leeds Solutions	14,927,500.00		14,927,500.00
Leeds Solutions	14,084,500.00		14,084,500.00
Leeds Solutions	26,424,000.00		26,424,000.00
Leeds Solutions	20,680,000.00		20,680,000.00
Leeds Solutions	18,947,500.00		18,947,500.00
Leeds Solutions	18,400,000.00		18,400,000.00
Leeds Solutions	15,466,500.00		15,466,500.00
Leeds Solutions	32,400,000.00		32,400,000.00
Leeds Solutions	34,977,500.00		34,977,500.00
Leon Matt Enterprises	198,000.00		198,000.00
Leon Matt Enterprises	580,100.00		580,100.00
Le-Sol Ventures	8,859,000.00		8,859,000.00
Leur Africa	308,200.00		308,200.00
Leur Africa	368,500.00		368,500.00

Leur Africa	434,600.00		434,600.00
Leur Africa	116,000.00		116,000.00
Levisa Limited	547,200.00		547,200.00
Libani General Supplies	889,000.00		889,000.00
Lifeways Investment Ltd	861,250.00		861,250.00
Likutam Suppliers	205,800.00		205,800.00
Likutam Supplies Limited	252,000.00		252,000.00
Lilex Solutions	1,041,288.00		1,041,288.00
Lima E.A Limited	1,238,000.00		1,238,000.00
Limah Ea Ltd	238,000.00		238,000.00
Limedy Ventures	10,960,000.00		10,960,000.00
Limedy Ventures	5,480,000.00		5,480,000.00
Liram Trading Company	2,998,514.00		2,998,514.00
Lisherdan General Supplies	958,000.00		958,000.00
Liti Holdings Ltd	890,000.00		890,000.00
Lj Solutions Ltd	1,000,000.00		1,000,000.00
Lj Solutions Ltd	1,200,000.00		1,200,000.00
Lomas And Lomas Limited	35,500,000.00		35,500,000.00
Lucky Enterprises	1,527,100.00		1,527,100.00
Lucky Merchants	1,165,000.00		1,165,000.00
Ludori Ltd	207,800.00		207,800.00
Lued Chemical	418,656.00		418,656.00
Lufrance Associates	458,655.00		458,655.00
Lulu East Africa Ltd	2,130,000.00		2,130,000.00
Luton Ventures Limited	346,000.00		346,000.00
Lymson Ltd	946,680.00		946,680.00
Lymson Ltd	60,000.00		60,000.00
Lymson Ltd	345,300.00		345,300.00
Madawa Pharmaceutical Ltd	405,000.00		405,000.00
Madibat Holdings Limited	70,200.00		70,200.00
Madibat Holdings Ltd	342,500.00		342,500.00
Maerick Enterprises Ltd	629,500.00		629,500.00
Maggiore Investments	2,900,000.00		2,900,000.00
Malcolms Systems Limited	335,500.00		335,500.00
Manchester Outfitters	3,430,000.00		3,430,000.00
Manchester Outfitters	348,000.00		348,000.00
Manchester Outfitters Limited	21,220,680.00		21,220,680.00
Maqkutwa Global Supplies	115,100.00		115,100.00
Marianna Ltd	254,250.00		254,250.00
Marianna Ltd	132,000.00		132,000.00
Marstone Investments	1,689,000.00		1,689,000.00
Martinis Auto & General Supplies	1,589,000.00		1,589,000.00
Marvid Systems	187,100.00		187,100.00
Mashtech Africa Limited	48,300.00		48,300.00
Mashtech Africa Limited	126,000.00		126,000.00
Masmart General Supplies	28,000.00		28,000.00
Masmart General Supplies	1,066,159.00		1,066,159.00
Masmart General Supplies	417,000.00		417,000.00
Master Blaque Link Limited	2,054,000.00		2,054,000.00
Maua And Company Ltd	60,809,000.00		60,809,000.00
Maya Tech General Enterprises Ltd	131,500.00		131,500.00
Maya Tech General Enterprises Ltd	336,000.00		336,000.00
Maya Tech. General Enterprises	103,200.00		103,200.00
Medex E.A Technologies Ltd	155,300.00		155,300.00
Medex East Africa Technologies Ltd	631,000.00		631,000.00
Medipoint E.A Limited	642,100.00		642,100.00
Medipoint E.A Limited	549,850.00		549,850.00
Medipoint E.A Ltd	116,440.00		116,440.00
Medipoint East Africa Ltd	33,200.00		33,200.00
Medisel Kenya Ltd	675,000.00		675,000.00
Medisel Kenya Ltd	204,900.00		204,900.00
Medisel Kenya Ltd	670,900.00		670,900.00
Medisel Kenya Ltd	755,000.00		755,000.00
Medispan Laboratory Supplies	163,500.00		163,500.00
Medix East Africa Ltd	853,500.00		853,500.00
Meds	149,275.00		149,275.00
Meds	242,712.00		242,712.00
Medsol Enterprises	69,750.00		69,750.00
Medsol Enterprises	273,500.00		273,500.00
Medsol Enterprises	490,000.00		490,000.00
Medspan Laboratory Supplies	213,000.00		213,000.00
Mega Hygiene	277,500.00		277,500.00
Melishan General Supplies	1,211,250.00		1,211,250.00
Melsup Supplies	445,000.00		445,000.00

Methics Enterprises	218,717.00		218,717.00
Meximed Africa Ltd	205,088.00		205,088.00
Mfi Document Solution	989,800.00		989,800.00
Mfi Document Solutions Ltd	324,437.00		324,437.00
Mica Pharmaceuticals	57,500.00		57,500.00
Mica Pharmaceutical Ltd	1,225,500.00		1,225,500.00
Mica Pharmaceuticals	27,150.00		27,150.00
Mica Pharmaceuticals	320,000.00		320,000.00
Mica Pharmaceuticals	338,055.00		338,055.00
Mica Pharmaceuticals	315,000.00		315,000.00
Mica Pharmaceuticals	32,000.00		32,000.00
Mica Pharmaceuticals Ltd	9,000.00		9,000.00
Mica Pharmaceuticals Ltd	163,200.00		163,200.00
Mica Pharmaceuticals Ltd	1,145,000.00		1,145,000.00
Mica Pharmaceutics Ltd	1,669,500.00		1,669,500.00
Mica Pharmaceutics Ltd	893,200.00		893,200.00
Micro Intech	2,130,000.00		2,130,000.00
Microvision Enterprises	506,000.00		506,000.00
Mik Creation	275,000.00		275,000.00
Milgen General Supplies	1,186,000.00		1,186,000.00
Milka Trading Limited	192,600.00		192,600.00
Mimuju Agencies	115,500.00		115,500.00
Mimuju Agencies	499,500.00		499,500.00
Min Mix	15,123,312.55		15,123,312.55
Mini Bakers	45,000.00		45,000.00
Mirmat Excel	613,350.00		613,350.00
Mission For Essential Drugs	847,460.00		847,460.00
Mission For Essential Drugs	505,430.00		505,430.00
Mitliz Enterprises	994,800.00		994,800.00
Moca Ventures Ltd	14,765,000.00		14,765,000.00
Modern Brand Agencies	901,600.00		901,600.00
Modern Brand Agencies Ltd	4,338,000.00		4,338,000.00
Modern Brand Agencies Ltd	4,338,000.00		4,338,000.00
Modern Business Solutions	2,788,950.00		2,788,950.00
Monde Source Enterprises	436,500.00		436,500.00
Mopic Media	855,674.00		855,674.00
Mopic Media	565,500.00		565,500.00
Moragie Auto & Supplies	486,500.00		486,500.00
Morc General Supplies Ltd	90,000.00		90,000.00
Mordan Brand Agencies	1,882,000.00		1,882,000.00
Motonguvu East Africa Limited	4,520,000.00		4,520,000.00
Motonguvu East Africa Limited	49,859,040.00		49,859,040.00
Motonguvu East Africa Limited	8,301,000.00		8,301,000.00
Mrembo Orchard Agencies	202,500.00		202,500.00
Mrembo Orchard Agencies	198,000.00		198,000.00
Mrembo Orchards Agencies	74,250.00		74,250.00
Mulenic Circle Co. Ltd	400,000.00		400,000.00
Multicare Medical Supplies Kenya Ltd	240,000.00		240,000.00
Mustral General Traders Ltd	16,948,171.00		16,948,171.00
My Apple Technologies	560,000.00		560,000.00
Mymac Company Ltd	713,513.00		713,513.00
Mymac Company Ltd	7,500,000.00		7,500,000.00
Mymac Company Ltd	6,750,000.00		6,750,000.00
Myspace Global Consult Limited	353,955.00		353,955.00
Nafrimo Enterprises	441,040.00		441,040.00
Nairobi Enterprises Ltd	1,500,000.00		1,500,000.00
Nairobi Royal Medical Centre	893,400.00		893,400.00
Nairobi Signwriter & Engravers	904,000.00		904,000.00
Naivas Limited	724,220.00		724,220.00
Naivas Ltd	178,587.00		178,587.00
Naivasha County Hotel	369,000.00		369,000.00
Najaquest Supplies Ltd	192,500.00		192,500.00
Najaquest Supplies Ltd	192,500.00		192,500.00
Najaquest Supplies Ltd	192,500.00		192,500.00
Najelyne Enterprises Limited	3,621,600.00		3,621,600.00
Namu He Works Ltd	560,000.00		560,000.00
Nanotesla Limited	2,475,000.00		2,475,000.00
National Oil	5,291,000.00		5,291,000.00
National Oil Cooperation Of Kenya	20,000,000.00		20,000,000.00
National Oil Corporation	631,312.00		631,312.00
National Pharmacy Ltd	269,450.00		269,450.00
National Youth Services	23,608,999.80		23,608,999.80
National Youth Services	56,107,463.00		56,107,463.00
Nawagreen Ent	67,500.00		67,500.00

Nawagreen Ent	110,000.00		110,000.00
Nazfa Ventures Ltd	192,250.00		192,250.00
Nelicom Services Ltd	1,355,000.00		1,355,000.00
Nelka Regional Venture Limited	900,000.00		900,000.00
Nellicom Service Ltd	307,365.00		307,365.00
Neograms International Ltd	303,000.00		303,000.00
Nephets K Ltd	1,325,690.00		1,325,690.00
New Kenya Co-Operative	45,360.00		45,360.00
New Kicc Ltd	397,320.00		397,320.00
Nexlink Global Supplies Ltd	495,000.00		495,000.00
Nexter Enterprises Limited	837,000.00		837,000.00
Nexter Enterprises Ltd	973,200.00		973,200.00
Nginu Power Engineering Ea Ltd	2,214,654.00		2,214,654.00
Nginu Power Engineering Ea Ltd	3,912,731.00		3,912,731.00
Nichotech Enterprise	966,400.00		966,400.00
Njaane Enterprise	466,800.00		466,800.00
Njaane Enterprises	155,000.00		155,000.00
Nolunt Consult	27,210,000.00		27,210,000.00
Nolut Consult Limited	27,210,000.00		27,210,000.00
Nortis Suppliers Ltd.	14,120,000.00		14,120,000.00
Noveity Manufacturing	170,000.00		170,000.00
Nuel Holdings	52,000,000.00		52,000,000.00
Nufaika Business Solutions	1,278,000.00		1,278,000.00
Nyakari Investments	724,610.00		724,610.00
Nyakari Investments	429,948.00		429,948.00
Nyakari Investments	565,300.00		565,300.00
Nyakenya Supplies	892,000.00		892,000.00
Nyaprice Enterprises Limited	1,485,000.00		1,485,000.00
Oab Solutions Ltd	308,600.00		308,600.00
Oakline Company Limited	1,016,610.00		1,016,610.00
Oakline Company Ltd	402,852.00		402,852.00
Oakline Company Ltd	681,700.00		681,700.00
Oakline Company Ltd	563,000.00		563,000.00
Oakline Company Ltd	1,650,000.00		1,650,000.00
Office Technologies Limited	55,680.00		55,680.00
Omaera Pharmaceuticalss Limited	23,152.50		23,152.50
Omnivore General Merchants	2,390,417.00		2,390,417.00
One Stop Medical Supplies Ltd	547,200.00		547,200.00
Oplicity Kenya Ltd	4,933,441.00		4,933,441.00
Osob Agencies Ltd	686,000.00		686,000.00
Osob Agency Limited	275,000.00		275,000.00
Osob Agency Limited	618,000.00		618,000.00
Pace Laboratories Ltd.	359,776.00		359,776.00
Pankim Office Supplies	1,128,000.00		1,128,000.00
Pankim Office Supplies	1,040,000.00		1,040,000.00
Patula Enterprises	1,494,200.00		1,494,200.00
Patula Enterprises	653,212.00		653,212.00
Paw Commercial Services	984,800.00		984,800.00
Paw Ventures	7,370,800.00		7,370,800.00
Pawu Ventures	1,356,800.00		1,356,800.00
Pawu Ventures	30,400,000.00		30,400,000.00
Pawu Ventures	32,900,000.00		32,900,000.00
Pawu Ventures	13,878,600.00		13,878,600.00
Pawu Ventures	18,000,000.00		18,000,000.00
Pawu Ventures	7,370,800.00		7,370,800.00
Pawu Ventures	1,475,780.00		1,475,780.00
Pawu Ventures	5,622,000.00		5,622,000.00
Pawu Ventures	981,000.00		981,000.00
Pawu Ventures	12,000,000.00		12,000,000.00
Pawu Ventures Ltd	3,724,000.00		3,724,000.00
Pawu Ventures Ltd	34,438,500.00		34,438,500.00
Pawu Ventures Ltd	27,000,000.00		27,000,000.00
Pawu Ventures Ltd	18,000,000.00		18,000,000.00
Pawu Ventures Ltd	3,724,000.00		3,724,000.00
Peclex Enterprises Ltd	220,000.00		220,000.00
Peleko Enterprises	11,167,500.00		11,167,500.00
Pendoki Motors Limited	1,485,240.00		1,485,240.00
Perfect Innovates Enterprises	372,150.00		372,150.00
Perfect Innovates Enterprises	178,490.00		178,490.00
Perspective Hecare Ltd	4,552,980.00		4,552,980.00
Pewin Motors Limited	1,399,182.00		1,399,182.00
Pharmasell Limited	38,125.00		38,125.00
Pharmasell Limited	8,400.00		8,400.00
Pharmasell Limited	273,550.00		273,550.00

Pharmatrade Pharmacy Ltd	327,650.00		327,650.00
Pharmatrade Pharmacy Limited	1,916,000.00		1,916,000.00
Pharmatrade Pharmacy Limited	1,643,600.00		1,643,600.00
Pharmatrade Pharmacy Limited	1,809,677.00		1,809,677.00
Philna Investments	2,749,700.00		2,749,700.00
Pilgrim Supply Agencies	425,100.00		425,100.00
Pinkstone Enterprises	6,163,793.10		6,163,793.10
Pinkstone Enterprises	6,471,982.76		6,471,982.76
Pixel General Merchants	1,059,500.00		1,059,500.00
Polymart Investmnts	1,000,000.00		1,000,000.00
Power Masters And Allied Services Ltd	118,394.05		118,394.05
Primetec General Merchants	1,348,600.00		1,348,600.00
Primetec System & Supplies Limited	237,000.00		237,000.00
Primetec System & Supplies Limited	407,500.00		407,500.00
Procure Kenya Ltd	1,950,000.00		1,950,000.00
Prop Limited	1,935,000.00		1,935,000.00
Protetta Holdings	13,605,000.00		13,605,000.00
Protetta Holdings Limited	7,000,000.00		7,000,000.00
Protetta Holdings Ltd	27,691,500.00		27,691,500.00
Proto Energy Ltd	322,199.00		322,199.00
Pro-Ultimate Solutions	675,000.00		675,000.00
Pulsar Technical Services	234,000.00		234,000.00
Puremak General S/S	1,375,000.00		1,375,000.00
Puremark General	625,000.00		625,000.00
Qishlaq Enterprises Limited	622,030.00		622,030.00
Quillas Investments	571,650.00		571,650.00
R. H Devani Limited	27,000,000.00		27,000,000.00
Rabken Trading Company	31,000.00		31,000.00
Rabken Trading Company Limited	16,860,000.00		16,860,000.00
Rabken Trading Company Ltd	100,000.00		100,000.00
Rachis Enterprires	265,325.00		265,325.00
Rachis Enterprises	451,550.00		451,550.00
Rachis Enterprises	135,000.00		135,000.00
Rachis Enterprises	451,550.00		451,550.00
Radiant International Ltd	5,672,150.00		5,672,150.00
Raib General Trading Limited	386,100.00		386,100.00
Rama Engineering	924,000.00		924,000.00
Ramiles Enterprises	206,000.00		206,000.00
Ranila Africa Ltd	900,000.00		900,000.00
Raypharm Enterprise	250,000.00		250,000.00
Raypharm Enterprises Ltd	2,080,500.00		2,080,500.00
Reale Office Supplies	1,628,000.00		1,628,000.00
Refine Medicals Limited	1,055,600.00		1,055,600.00
Refine Medicals Ltd	220,000.00		220,000.00
Refine Medicals Ltd	120,000.00		120,000.00
Rh Devani Limited	15,000,000.00		15,000,000.00
Rhacky Enterprises Limited	546,950.00		546,950.00
Ribrom Ventures Ltd	330,238.00		330,238.00
Richfield Scion Global Solutions Ltd	613,800.00		613,800.00
Rirob Electrical Ltd	4,925,000.00		4,925,000.00
Riverbed Enterprises Kenya	955,200.00		955,200.00
Road Track Company Limited	26,781,000.00		26,781,000.00
Road Track Solution	23,433,375.00		23,433,375.00
Road Track Solution	26,781,000.00		26,781,000.00
Road Truck Solutions Limited	1,381,450.00		1,381,450.00
Rocky Africa Ltd	50,840,932.08		50,840,932.08
Roel Agencies Limited	613,350.00		613,350.00
Roel Agencies Ltd	401,500.00		401,500.00
Romuka Supplies	355,000.00		355,000.00
Ronnic Enterprises	402,350.00		402,350.00
Ronnic Enterprises Ltd	131,400.00		131,400.00
Roto Moulders	4,504,938.00		4,504,938.00
Roto Moulders Ltd	20,563,088.00		20,563,088.00
Rush Enterprises Ltd	200,000.00		200,000.00
Rush Enterprises Ltd	491,980.00		491,980.00
Rush Enterprises Ltd	116,100.00		116,100.00
Rush Enterprises Ltd	109,240.00		109,240.00
Rycedental Supplies Ltd	44,650.00		44,650.00
Rycedental Supplies Ltd	90,450.00		90,450.00
Safariland Enterprises Co. Ltd.	158,100.00		158,100.00
Safrah Supplies	2,796,500.00		2,796,500.00
Sagawa Electricals	974,400.00		974,400.00
Samtech Diagnostics Ltd	232,375.00		232,375.00
Samtruck International Co Ltd	597,374.00		597,374.00

Sans Pareil	760,000.00		760,000.00	
Saratino Enterprises	5,600,000.00		5,600,000.00	
Sardinia Ventures Supplies Services	2,848,324.00		2,848,324.00	
Satiff Enterprises	51,600.00		51,600.00	
Scope Systems Limited	107,000.00		107,000.00	
Seanwills Investments	97,500.00		97,500.00	
Sequence Enterprises	1,700,000.00		1,700,000.00	
Shankem Solutions	1,604,540.00		1,604,540.00	
Shanny Enterprises	264,000.00		264,000.00	
Shany Enterprises Limited	400,000.00		400,000.00	
Sheglo Enterprises	169,200.00		169,200.00	
Sheglo Enterprises	71,000.00		71,000.00	
Shelulu Investment Limited	144,000.00		144,000.00	
Shelulu Investment Ltd	690,000.00		690,000.00	
Shinjuku Enterprises	1,392,000.00		1,392,000.00	
Shirlab Enterprises	768,000.00		768,000.00	
Shiumuti Enterprises	553,520.00		553,520.00	
Sibco Agencies Ltd	1,332,943.00		1,332,943.00	
Silgan Rite Investment Ltd	520,000.00		520,000.00	
Silver Search Trading Company Ltd	330,000.00		330,000.00	
Simba Corporation Limited	50,103,520.00		50,103,520.00	
Sireka Enterprises	130,000.00		130,000.00	
Siya Trading Limited	7,230,000.00		7,230,000.00	
Skill Park Company	364,150.00		364,150.00	
Skyfler Investments	698,400.00		698,400.00	
Smart Peny Enterprises	243,400.00		243,400.00	
Smart Peny Enterprises	454,770.00		454,770.00	
Smart Peny Enterprises	546,450.00		546,450.00	
Smart Peny Enterprises	101,000.00		101,000.00	
Smatts Medical	553,700.00		553,700.00	
Smatts Medical	406,000.00		406,000.00	
Sohn & Sol Technologies	6,957,500.00		6,957,500.00	
Somlak General	1,609,700.00		1,609,700.00	
Sphinx Pharmaceutical Limited	139,800.00		139,800.00	
Stanline Enterprises	202,860.00		202,860.00	
Starbell Agencies	465,000.00		465,000.00	
Starbell Agencies	337,400.00		337,400.00	
Stellar Proffers Ltd	800,000.00		800,000.00	
Stepric Kenya Ventures	3,123,050.00		3,123,050.00	
Steveco Chemicals	496,500.00		496,500.00	
Still Kings Enterprises	1,903,000.00		1,903,000.00	
Stuart Limited	989,260.00		989,260.00	
Sunford Investments	2,939,500.00		2,939,500.00	
Sunshine Computers Systems	35,280.00		35,280.00	
Swaggs Communications	1,575,000.00		1,575,000.00	
Swiss Corner Properties Ltd	1,186,500.00		1,186,500.00	
Swiss Corner Properties Ltd	1,040,000.00		1,040,000.00	
Swivel Ventures Ltd	1,308,552.00		1,308,552.00	
Syntrix Enterprises	2,800,000.00		2,800,000.00	
Tajilan Enterprise	1,427,000.00		1,427,000.00	
Tajilan Enterprises	175,000.00		175,000.00	
Tajilan Enterprises	480,000.00		480,000.00	
Tajilan Enterprises Ltd	1,427,000.00		1,427,000.00	
Takoma Services Ltd	12,695,150.00		12,695,150.00	
Tamanya General Supplies	150,000.00		150,000.00	
Tamanya General Supplies	968,500.00		968,500.00	
Tamanya General Supplies	228,491.00		228,491.00	
Tamika Agencies	125,000.00		125,000.00	
Tanar Supplies	470,000.00		470,000.00	
Tayo Gas Ltd	87,750.00		87,750.00	
Tayo Gas Ltd	87,750.00		87,750.00	
Tebik Supplies Ltd	856,000.00		856,000.00	
Techpo Enterprises	492,000.00		492,000.00	
Techpo Enterprises	810,000.00		810,000.00	
Tej Ajej Ltd	594,000.00		594,000.00	
Tenacious Supplies	425,000.00		425,000.00	
Tenacious Supplies	314,000.00		314,000.00	
Tenacious Supplies	120,800.00		120,800.00	
Terax General Supplies	2,822,000.00		2,822,000.00	
Terion Limited	64,260.00		64,260.00	
Teritron Investment Ltd	477,000.00		477,000.00	
Teybridge Limited	1,083,452.00		1,083,452.00	
Thames Electricals	5,960,000.00		5,960,000.00	
The Rhelend Enterprises	331,000.00		331,000.00	

The Rhelend Enterprises	940,100.00		940,100.00
The Rhelend Enterprises	296,400.00		296,400.00
The Rhelend Enterprises	181,200.00		181,200.00
Til Kenya	743,000.00		743,000.00
Tilinah Enterprises	150,000.00		150,000.00
Tobs Limited	340,000.00		340,000.00
Tononoka Fireworks Ltd	7,520,000.00		7,520,000.00
Top Hygiene Services Ltd	46,000.00		46,000.00
Top Level Technologies	101,400.00		101,400.00
Topal Treasures Limited	1,050,000.00		1,050,000.00
Tosawa General Supplies	625,000.00		625,000.00
Tosawa General Supplies	3,117,550.00		3,117,550.00
Total Hospital Solutions	889,650.00		889,650.00
Total Hospital Solutions	1,650,000.00		1,650,000.00
Total Hospital Solutions	3,596,000.00		3,596,000.00
Total Hospital Solutions Ltd	770,000.00		770,000.00
Total Hospital Solutions Ltd	11,461,000.00		11,461,000.00
Tova Agencies Limited	613,350.00		613,350.00
Toyota Kenya Motors Limited	62,560,000.00		62,560,000.00
Traden Limited	825,930.00		825,930.00
Traden Limited	298,000.00		298,000.00
Trans Africa Motors Ltd	1,564,608.00		1,564,608.00
Transafrica Medical Supplies	122,200.00		122,200.00
Transafrica Medical Supplies	60,270.00		60,270.00
Transafrica Medical Supplies	42,345.00		42,345.00
Transgoods General Supplies	675,798.00		675,798.00
Transgoods General Supplies	654,000.00		654,000.00
Transgoods General Supplies	1,182,000.00		1,182,000.00
Tredmex Ea Ltd	346,000.00		346,000.00
Tree Agama Enterprises Limited	2,343,000.00		2,343,000.00
Trellborg (K) Ltd	714,000.00		714,000.00
Trellborg K. Limited	1,025,000.00		1,025,000.00
Trelleborg [K] Limited	912,500.00		912,500.00
Trelleborg [K] Limited	894,250.00		894,250.00
Treyco N Supplies	202,500.00		202,500.00
Tricore Agencies	240,000.00		240,000.00
Tri-Source Engineering Ltd	540,000.00		540,000.00
Triza Investment	58,900,000.00		58,900,000.00
Trobbys Ltd	2,850,000.00		2,850,000.00
Tropical Healthcare Ltd	1,320,039.00		1,320,039.00
Tropikal Brands Afrika Ltd	105,600.00		105,600.00
Turbotech Kenya	709,175.00		709,175.00
Twintern Ventures	27,210,000.00		27,210,000.00
Twintern Ventures	27,210,000.00		27,210,000.00
Tyke Investment	686,500.00		686,500.00
Tyrean Inter Ltd	452,000.00		452,000.00
Udicchem Diagnostics	175,000.00		175,000.00
Ulizu Enterprises	3,207,000.00		3,207,000.00
Ultimate Emulsion	17,160,000.00		17,160,000.00
Unicom Limited	47,500,000.00		47,500,000.00
Unicom Limited	90,521,412.00		90,521,412.00
Unicom Limited	90,521,412.00		90,521,412.00
Unicom Limited	90,521,412.00		90,521,412.00
Unicom Limited	90,521,412.00		90,521,412.00
Unicom Limited	21,849,996.00		21,849,996.00
Unicom Limited	20,900,000.00		20,900,000.00
Unicom Limited	34,391,500.00		34,391,500.00
Unicom Limited	125,400,000.00		125,400,000.00
Unicom Limited	13,600,000.00		13,600,000.00
Unicom Ltd	90,521,412.00		90,521,412.00
Upjohn Ventures Ltd	219,000.00		219,000.00
Upseat Solution Enterprises	8,250,000.00		8,250,000.00
Upseat Solution Enterprises	4,536,000.00		4,536,000.00
Upseat Solutions Enterprises	5,670,000.00		5,670,000.00
Upstream Sinedel Enterprises	5,739,760.00		5,739,760.00
Utao Merchants	980,000.00		980,000.00
Vana Investments	693,000.00		693,000.00
Vanlabs Quick Solutions	458,000.00		458,000.00
Vanlabs Quick Solutions	99,300.00		99,300.00
Vencha Supplies & General Merchants	275,887.00		275,887.00
Venture Line Enterprises	800,000.00		800,000.00
Venture Line Enterprises Ltd	348,290.00		348,290.00
Verison Enterprises Ltd	348,000.00		348,000.00
Verison Enterprises Ltd	114,090.00		114,090.00

Verison Enterprises Ltd.	1,308,246.00		1,308,246.00	
Villa Surgicals & Equipments	3,744,260.00		3,744,260.00	
Vintage Pro Limited	250,000.00		250,000.00	
Wamsatt Enterprises	80,000.00		80,000.00	
Wanjugo Enterprises	300,000.00		300,000.00	
Water For The World	8,789,384.88		8,789,384.88	
Wayfair Enterprises Ltd	9,643,200.00		9,643,200.00	
Waylan General Merchants	5,550,000.00		5,550,000.00	
Waylan General Merchants	3,800,000.00		3,800,000.00	
Waylan General Merchants	835,200.00		835,200.00	
Waylin General Merchants	11,010,000.00		11,010,000.00	
Welma Agencies	1,255,000.00		1,255,000.00	
Wendogel General Suppliers	1,519,650.00		1,519,650.00	
Whaff Industrial	324,000.00		324,000.00	
Whaff Industrial	321,000.00		321,000.00	
Whaff Industrial & Gen	425,000.00		425,000.00	
Whaff Industrial & General Handling Services	455,350.00		455,350.00	
Whaff Industrial & General Services	216,825.00		216,825.00	
Whaff Industrial And General Handling Services	1,936,000.00		1,936,000.00	
Wilsam Pharmacy	345,100.00		345,100.00	
Wilsam Pharmacy	119,000.00		119,000.00	
Wilsam Pharmacy	119,000.00		119,000.00	
Wiltech Communi. Ltd	2,219,900.00		2,219,900.00	
Wiltech Communication Printers Limited	1,376,000.00		1,376,000.00	
Wiltech Communication Printers Limited	128,700.00		128,700.00	
Winomed International Venture	1,182,000.00		1,182,000.00	
Winstonola Services	578,100.00		578,100.00	
Wisap Enterprises Ltd	705,700.00		705,700.00	
Wiseline Hauliers Ltd	440,000.00		440,000.00	
Wiseline Hauliers Ltd	302,000.00		302,000.00	
Wisetech Enterprises	637,440.00		637,440.00	
Wisetech Enterprises	308,000.00		308,000.00	
Wisetech Enterprises	296,000.00		296,000.00	
Wiskim Investments	97,500.00		97,500.00	
Yakiyn International	6,048,000.00		6,048,000.00	
Yakiyn International Limited	7,985,600.00		7,985,600.00	
Yakiyn International Limited	6,048,000.00		6,048,000.00	
Yakiyn International Ltd	9,760,000.00		9,760,000.00	
Yakiyn International Ltd	6,048,000.00		6,048,000.00	
Yakiyn International Ltd	6,048,000.00		6,048,000.00	
Yobran Investment	418,200.00		418,200.00	
Zaas Enterprises	6,546,000.00		6,546,000.00	
Zalien Ltd	109,560.00		109,560.00	
Zedon General Suppliers	2,812,520.00		2,812,520.00	
ZidseL Enterprises	108,000.00		108,000.00	
Zone One Technology	352,000.00		352,000.00	
Danmo Products Ltd	719,420.00		719,420.00	
SUB TOTAL	6,261,847,288.68		6,261,847,288.68	
SUPPLY OF SERVICES				
Zoa Taka Limited	355,529.25		355,529.25	
Krisfran Enterprises	406,000		406,000.00	
Pivotal Investment	603,200		603,200.00	
Simba Colt	147,551.06		147,551.06	
Dt Dobie Ltd	643,394.73		643,394.73	
Dt Dobie Ltd	28,381.50		28,381.50	
Athiani Holdings Ltd	8,282,400		8,282,400.00	
Principal Secretary State Department Of Broadcasting & Telecommunication	516,252.00		516,252.00	
Cfao Motors (K) Limited	1,164,932.00		1,164,932.00	
Belize Construction	1,011,750.00		1,011,750.00	
Legend Management Ltd	1,908,515.52		1,908,515.52	
Caparo Limited	83,575.00		83,575.00	
D.T. Dobie & Company	1,291,960.80		1,291,960.80	
All Tymes Tents Ltd	1,495,260.00		1,495,260.00	
Tripple Four Services Ltd	335,120.00		335,120.00	
Homeboyz Entertainment Ltd	9,801,130.00		9,801,130.00	
Tripple Four Services Ltd	2,496,000.00		2,496,000.00	
Satima Consultants Ltd	3,878,600.00		3,878,600.00	
Belize Construction	1,537,890.00		1,537,890.00	
Caparo Limited	2,349,000.00		2,349,000.00	
Western Plumbers And General Contractors Ltd	2,810,500.00		2,810,500.00	
Standard Group Limited	3,712,000.00		3,712,000.00	

Cfao Motors (K) Limited	2,121,693.65		2,121,693.65	
D.T. Dobie & Company	1,794,911.60		1,794,911.60	
D.T. Dobie & Company	1,469,133.00		1,469,133.00	
Safari Park Hotel	210,000.00		210,000.00	
Safari Park Hotel	2,404,000.00		2,404,000.00	
Safari Park Hotel	3,678,000.00		3,678,000.00	
Safari Park Hotel	1,169,400.00		1,169,400.00	
Safari Park Hotel	931,600.00		931,600.00	
Safari Park Hotel	24,987,020.00		24,987,020.00	
All Tymes Tents	2,355,403.20		2,355,403.20	
All Tymes Tents	1,402,648.80		1,402,648.80	
All Tymes Tents	2,844,129.76		2,844,129.76	
All Tymes Tents	1,238,926.40		1,238,926.40	
All Tymes Tents	2,739,950.16		2,739,950.16	
The Flower People	127,500.00		127,500.00	
The Flower People	3,783,350.00		3,783,350.00	
The Flower People	284,750.00		284,750.00	
The Flower People	284,750.00		284,750.00	
The Flower People	284,750.00		284,750.00	
The Flower People	284,750.00		284,750.00	
The Flower People	284,750.00		284,750.00	
The Flower People	372,250.00		372,250.00	
The Flower People	412,250.00		412,250.00	
The Flower People	284,750.00		284,750.00	
The Kenyatta International Convention Center (Kicc)	2,707,272.96		2,707,272.96	
The Kenyatta International Convention Center (Kicc)	2,707,272.96		2,707,272.96	
The Kenyatta International Convention Center (Kicc)	2,707,272.96		2,707,272.96	
The Kenyatta International Convention Center (Kicc)	2,707,272.96		2,707,272.96	
The Kenyatta International Convention Center (Kicc)	3,758,400.00		3,758,400.00	
Legend Management	90,480.00		90,480.00	
Legend Management Ltd	90,480.00		90,480.00	
Egerton University Arch Hotel	96,000.00		96,000.00	
Ksg Embu	835,500		835,500.00	
Tripex Enterprises Ltd	883,300.00		883,300.00	
Jam And Suu Ventures	951,485.00		951,485.00	
Wanderjoy Party World Limited	8,120,630.67		8,120,630.67	
Disano General Suppliers	278,400.00		278,400.00	
Isuzu East Africa	1,122,126.00		1,122,126.00	
Asunda Motors	350,030.00		350,030.00	
Cfao Motors (K) Limited	67,166.00		67,166.00	
Cfao Motors (K) Limited	149,396.00		149,396.00	
Cfao Motors (K) Limited	206,316.00		206,316.00	
Cfao Motors (K) Limited	737,136.00		737,136.00	
Subaru Kenya (K) Limited	14,646.74		14,646.74	
Laplace Enterprises Limited	80,000.00		80,000.00	
Dt Dobie	183,740.01		183,740.01	
Dt Dobie	28,381.50		28,381.50	
Dt Dobie	119,305.00		119,305.00	
Dt Dobie	244,370.00		244,370.00	
Dt Dobie	427,423.46		427,423.46	
Dt Dobie	215,971.26		215,971.26	
Dt Dobie	693,730.00		693,730.00	
Caparo Limited	2,930,856.00		2,930,856.00	
Caparo Limited	1,409,400.00		1,409,400.00	
Caparo Limited	781,747.20		781,747.20	
Simba Corporation Limited	35,449.00		35,449.00	
Quest Interiors& Décor Limited	1,712,911.20		1,712,911.20	
All Tymes Tents	1,040,860.00		1,040,860.00	
Legend Management	1,908,515.00		1,908,515.00	
Legend Management	359,678.88		359,678.88	
Legend Management	404,028.00		404,028.00	
Village Photoshop Ltd	459,360		459,360.00	
Keymat Agencies	297,840.00		297,840.00	
All Tymes Tents	81,432.00		81,432.00	
All Tymes Tents	2,703,264.00		2,703,264.00	
All Tymes Tents	87,522.00		87,522.00	
All Tymes Tents	323,765.00		323,765.00	
All Tymes Tents	955,608.00		955,608.00	
All Tymes Tents	737,514.00		737,514.00	
Safari Park Hotel And Casino	2,025,600.00		2,025,600.00	
Integrity Cleaning Solutions Ltd	258,020.00		258,020.00	
Tiff East Africa Ltd	890,004.00		890,004.00	
Nakuru Water And Sanitation	15,922,803.12		15,922,803.12	
Mombasa Water Supply And Sanitation	1,117,200		1,117,200.00	

All Tymes Tents	1,708,448		1,708,448.00	
Quest Interiors And Décor	290,000.00		290,000.00	
Quest Interiors And Décor	290,000.00		290,000.00	
Quest Interiors And Décor	490,000.00		490,000.00	
Annacia General Supplies	290,000.00		290,000.00	
Annacia General Supplies	290,000.00		290,000.00	
Stanklean Commercials Ltd	3,485,000.00		3,485,000.00	
Cmc Motors Group Ltd	25,490.00		25,490.00	
Cmc Motors Group Ltd	19,515.00		19,515.00	
Cmc Motors Group Ltd	5,346.00		5,346.00	
Cmc Motors Group Ltd	20,833.00		20,833.00	
Zoa Taka Ltd	643,921.80		643,921.80	
Schindler Limited	122,402.04		122,402.04	
Mediamax Network Ltd	799,999.80		799,999.80	
Mediamax Network Ltd	1,740,000.00		1,740,000.00	
Mediamax Network Ltd	627,000.00		627,000.00	
Ragwa Travels Ltd	14,700.00		14,700.00	
Kwae Island Development	56,605,200.00		56,605,200.00	
Training	436,300.00		436,300.00	
Hotel Horizon	5,447,800.00		5,447,800.00	
Safari Park Hotel	25,608,600.00		25,608,600.00	
Black Tie Ltd	282,609,262.00		282,609,262.00	
Grey Apple Ltd	139,009,050.00		139,009,050.00	
Cordiality Services	2,866,940.00		2,866,940.00	
Casaparis Florist	1,492,920.00		1,492,920.00	
Kipevu Restaurant Ltd	138,440,000.00		138,440,000.00	
Tintoria Ltd	1,134,471.00		1,134,471.00	
D.T Dobie	1,365,000.00		1,365,000.00	
Toyota Kenya Ltd	2,722,431.00		2,722,431.00	
Cmc Motor Group Ltd7	3,217,621.00		3,217,621.00	
Kinksway Tyres	103,848.00		103,848.00	
Jobil Enterprises	335,680.00		335,680.00	
Rahim Auto Technologies	359,600.00		359,600.00	
Redlins Agency	247,476.00		247,476.00	
Dedan Gen.Suplies	200,000.00		200,000.00	
Reign Africa Ltd.	222,708.00		222,708.00	
Gitme Enterprises	78,500.00		78,500.00	
M/S Kicc	7,031,910.00		7,031,910.00	
Kicd	1,918,700.00		1,918,700.00	
M/S Flight Centre	2,016,185.00		2,016,185.00	
Tripple Jay Enterprises	1,800,000.00		1,800,000.00	
M/S Flight Centre	1,545,635.00		1,545,635.00	
M/S Flight Centre	1,547,250.00		1,547,250.00	
Nairobi Projectors	2,143,680.00		2,143,680.00	
Kicc (Scac)	6,038,229.00		6,038,229.00	
M/S Bullson Agencies	2,864,678.00		2,864,678.00	
Licanah General Merchants	1,795,000.00		1,795,000.00	
Greenbay Travel Ltd	26,600.00		26,600.00	
Acacia Equipment Limeted	1,440,000.00		1,440,000.00	
Acacia Equipment Limeted	1,440,000.00		1,440,000.00	
Acacia Equipment Limeted	4,416,000.00		4,416,000.00	
Acacia Equipment Limeted	1,092,000.00		1,092,000.00	
Aende Group Limited	11,483,372.60		11,483,372.60	
Aende Group Limited	11,400,770.60		11,400,770.60	
Aende Group Limited	11,819,594.60		11,819,594.60	
Aende Group Limited	11,381,586.00		11,381,586.00	
Aende Group Limited	11,796,572.60		11,796,572.60	
Aende Group Ltd	11,187,776.60		11,187,776.60	
Aende Group Ltd	11,538,938.80		11,538,938.80	
Aidatek Enterprises Limited	138,067.20		138,067.20	
Airtel Networks Kenya Ltd	76,000.00		76,000.00	
Al Salaam Agencies Ltd	4,655,259.00		4,655,259.00	
Al Salaam Agencies Ltd	301,360.50		301,360.50	
Al Salaam Agencies Ltd	4,816,268.10		4,816,268.10	
Al Salaam Agencies Ltd	7,807,457.70		7,807,457.70	
Al Salaam Agencies Ltd	5,790,619.80		5,790,619.80	
Al Salam Agencies Ltd	7,963,949.70		7,963,949.70	
Al Salam Agencies Ltd	7,539,814.80		7,539,814.80	
Al Salam Agencies Ltd	7,493,453.10		7,493,453.10	
Alsafa Construction Company Limited	814,690.00		814,690.00	
Alsalaam Agencies Ltd	4,673,762.10		4,673,762.10	
Ambacross Enterprises	197,800.00		197,800.00	
Aquarius Media	1,000,000.00		1,000,000.00	
Bamburi Beach Hotel	1,125,000.00		1,125,000.00	

Beta Best Enterprises Ltd	1,867,810.00		1,867,810.00
Beta Best Enterprises Ltd	971,242.52		971,242.52
Beta Best Enterprises Ltd	1,950,023.59		1,950,023.59
Betabest Enterprises Limited	2,200,996.65		2,200,996.65
Betabest Enterprises Limited	1,910,788.47		1,910,788.47
Betabest Enterprises Limited	2,979,269.00		2,979,269.00
Betabest Enterprises Limited	1,893,493.13		1,893,493.13
Betabest Enterprises Limited	1,497,641.30		1,497,641.30
Betabest Enterprises Limited	1,310,009.36		1,310,009.36
Bihech Limited	9,680,724.00		9,680,724.00
Bounty Supplies And Services Ltd	251,000.00		251,000.00
Broadvision Ltd	205,900.00		205,900.00
Bvacrose Company	993,085.00		993,085.00
Bvacrose Company	1,388,745.00		1,388,745.00
Bvacrose Company	1,252,153.00		1,252,153.00
COnquest Holdings Ltd	24,371,200.00		24,371,200.00
COnquest Holdings Ltd	17,878,800.00		17,878,800.00
Caele Investments Company	103,980.00		103,980.00
Canaan East Company Limited	2,027,000.00		2,027,000.00
Canaan East Company Limited	1,375,500.00		1,375,500.00
Canaan East Company Ltd	457,600.00		457,600.00
Canaan East Nairobi	609,200.00		609,200.00
Cardioscope Medical Supplies Limited	933,500.00		933,500.00
Centreline Logistics	45,264,000.00		45,264,000.00
Centreline Logistics	79,010,445.48		79,010,445.48
Centreline Logistics	67,724,670.72		67,724,670.72
Centreline Logistics	57,336,808.48		57,336,808.48
Centreline Logistics	1,248,357.60		1,248,357.60
Centreline Logistics	82,583,753.28		82,583,753.28
Centreline Logistics Ltd	38,854,400.00		38,854,400.00
Centreline Logistics Ltd	30,644,800.00		30,644,800.00
Centreline Logistics Ltd	43,897,200.00		43,897,200.00
Centreline Logistics Ltd	42,360,000.00		42,360,000.00
Centreline Logistics Ltd	42,328,800.00		42,328,800.00
Centreline Logistics Ltd	38,504,000.00		38,504,000.00
Centreline Logistics Ltd	100,654,369.76		100,654,369.76
Centreline Logistics Ltd	54,984,892.88		54,984,892.88
Colnet Limited	3,656,484.80		3,656,484.80
Colnet Limited	8,662,338.96		8,662,338.96
Colnet Ltd	13,477,079.66		13,477,079.66
Commodities And Commodities Ltd	45,891,299.61		45,891,299.61
Commodities And Commodities Ltd	36,143,448.00		36,143,448.00
Commodities And Commodities Ltd	40,167,859.40		40,167,859.40
Commodities And Commodities Ltd	37,732,011.72		37,732,011.72
Conquest Holdings Ltd	6,032,000.00		6,032,000.00
Conquest Holdings Ltd	21,211,200.00		21,211,200.00
Conquest Holdings Ltd	22,830,000.00		22,830,000.00
Ddg Nms	2,050,000.00		2,050,000.00
Decasa Hotel	87,500.00		87,500.00
Diani Reef Beach	975,000.00		975,000.00
Digital Mara			
Director General-National Youth Service	1,823,500.00		1,823,500.00
Easy Bins Enterprises	538,596.00		538,596.00
Egerton University	528,000.00		528,000.00
Elite Paka Services Ltd	1,217,710.00		1,217,710.00
Ellex Precision Enterprises	425,700.00		425,700.00
Ellex Precision Enterprises	230,700.00		230,700.00
Engineering Development Limited	621,945.00		621,945.00
English Point Marina	1,316,000.00		1,316,000.00
Ethics & Integrity Institution	1,337,970.00		1,337,970.00
Extra Products Investment	1,275,000.00		1,275,000.00
Ezemak Refrigeration & Contractors Ltd	10,259,520.00		10,259,520.00
Fairbanks Limited	3,792,000.00		3,792,000.00
Fairbanks Limited	4,624,000.00		4,624,000.00
Fairbanks Limited	11,370,000.00		11,370,000.00
Fairbanks Limited	15,192,000.00		15,192,000.00
Fairbanks Ltd	13,280,000.00		13,280,000.00
Finch Limited	6,067,394.97		6,067,394.97
Finch Limited	1,791,835.35		1,791,835.35
Finch Limited	6,035,184.00		6,035,184.00
Frattech Motors Limited	478,250.00		478,250.00
Galeen General Supplies	116,500.00		116,500.00
Gathy Energy Solution	1,336,936.00		1,336,936.00
Geolex Electrical Serv Ltd	384,660.00		384,660.00

Geolex Electrical Services	248,000.00		248,000.00
Geolex Electrical Services	106,980.00		106,980.00
Geolex Electrical Services	153,030.00		153,030.00
Geolex Electrical Services	153,030.00		153,030.00
Geolex Electrical Services	759,100.00		759,100.00
Geolex Electrical Services Ltd	245,670.00		245,670.00
Ghokan Technical Services	848,000.00		848,000.00
Golden Crest Agencies Ltd	643,000.00		643,000.00
Green Suha Ltd	26,524,753.00		26,524,753.00
Green Suha Ltd	5,862,644.30		5,862,644.30
Green Suha Ltd	39,112,525.30		39,112,525.30
Green Suha Ltd	22,574,247.60		22,574,247.60
Hamdan Investment Limited	2,331,756.00		2,331,756.00
Hamdan Investments Ltd	3,514,500.00		3,514,500.00
Hamdan Investments Ltd	34,004,286.00		34,004,286.00
Hamdan Investments Ltd	16,559,118.00		16,559,118.00
Hamdan Investments Ltd	15,149,359.80		15,149,359.80
Hamdan Investments Ltd	2,879,500.81		2,879,500.81
Hatari Security Service	1,624,000.00		1,624,000.00
Hatari Security Service	1,624,000.00		1,624,000.00
Hatari Security Guard	368,880.00		368,880.00
Hewatele	20,300.00		20,300.00
Hewatele	3,200.00		3,200.00
Hewatele	20,300.00		20,300.00
Hewatele	1,300.00		1,300.00
Hewatele	3,900.00		3,900.00
Hewatele	1,300.00		1,300.00
Hewatele	3,300.00		3,300.00
Hewatele	20,300.00		20,300.00
Hewatele	1,300.00		1,300.00
Hewatele	1,300.00		1,300.00
Hewatele	2,000.00		2,000.00
Hewatele	4,000.00		4,000.00
Hewatele	2,600.00		2,600.00
Hewatele	40,600.00		40,600.00
Hewatele	10,600.00		10,600.00
Hewatele	1,300.00		1,300.00
Hewatele	2,700.00		2,700.00
Hewatele	20,300.00		20,300.00
Hewatele	20,300.00		20,300.00
Hewatele	1,300.00		1,300.00
Hewatele	1,300.00		1,300.00
Hewatele	1,300.00		1,300.00
Hewatele	20,300.00		20,300.00
Hewatele	2,600.00		2,600.00
Hewatele	1,300.00		1,300.00
Hewatele	6,500.00		6,500.00
Hewatele	3,900.00		3,900.00
Hewatele	1,785,400.00		1,785,400.00
Hewatele	2,196,000.00		2,196,000.00
Hewatele	2,700.00		2,700.00
Hewatele	2,700.00		2,700.00
Hewatele	3,200.00		3,200.00
Hewatele	60,900.00		60,900.00
Hewatele	20,400.00		20,400.00
Hewatele	1,300.00		1,300.00
Hewatele	1,300.00		1,300.00
Hewatele	1,300.00		1,300.00
Hewatele	95,500.00		95,500.00
Hewatele	116,000.00		116,000.00
Hewatele	40,600.00		40,600.00
Hewatele	4,600.00		4,600.00
Hewatele	1,300.00		1,300.00
Hewatele	6,500.00		6,500.00
Hewatele	1,300.00		1,300.00
Hewatele	1,300.00		1,300.00
Hewatele	700		700
Hewatele	20,300.00		20,300.00
Hewatele	2,600.00		2,600.00
Hewatele	2,600.00		2,600.00
Hewatele	2,700.00		2,700.00
Hewatele	20,300.00		20,300.00
Hewatele	3,400.00		3,400.00
Hewatele	5,400.00		5,400.00

Hewatele	3,300.00		3,300.00
Hewatele	2,600.00		2,600.00
Hewatele	20,300.00		20,300.00
Hewatele	700		700.00
Hewatele	20,300.00		20,300.00
Hewatele	2,400.00		2,400.00
Hewatele	3,300.00		3,300.00
Hewatele	22,900.00		22,900.00
Hewatele	2,000.00		2,000.00
Hewatele	2,700.00		2,700.00
Hewatele	40,600.00		40,600.00
Hewatele	7,200.00		7,200.00
Hewatele	4,400.00		4,400.00
Hewatele	12,000.00		12,000.00
Hewatele	10,000.00		10,000.00
Hewatele	101,500.00		101,500.00
Hewatele	28,400.00		28,400.00
Hewatele	7,700.00		7,700.00
Hewatele	3,400,000.00		3,400,000.00
Hewatele	10,300.00		10,300.00
Hewatele	4,600.00		4,600.00
Hewatele	7,900.00		7,900.00
Hewatele	2,000.00		2,000.00
Hewatele	20,300.00		20,300.00
Hewatele	2,600.00		2,600.00
Hewatele	700		700.00
Hewatele	15,000.00		15,000.00
Hewatele	40,600.00		40,600.00
Hewatele	22,200.00		22,200.00
Hewatele	700		700.00
Hewatele	1,300.00		1,300.00
Hewatele	1,400.00		1,400.00
Hewatele	700		700.00
Hewatele	20,300.00		20,300.00
Hewatele	5,700.00		5,700.00
Hewatele	11,800.00		11,800.00
Hewatele	3,300.00		3,300.00
Hewatele	1,300.00		1,300.00
Hewatele	17,500.00		17,500.00
Hewatele	2,600.00		2,600.00
Hewatele	20,300.00		20,300.00
Hewatele	1,300.00		1,300.00
Hewatele	2,700.00		2,700.00
Hewatele	2,000.00		2,000.00
Hewatele	5,600.00		5,600.00
Hewatele	17,500.00		17,500.00
Hewatele	9,800.00		9,800.00
Higiro Construction & Supplies Co. Ltd	6,330,006.90		6,330,006.90
Higiro Construction & Supplies Co. Ltd	5,661,891.90		5,661,891.90
Higiro Construction & Supplies Ltd	1,581,873.30		1,581,873.30
Hill Court Resort And Spa Ltd	920,000.00		920,000.00
Humeiras Con & Supplies Ltd	8,238,024.00		8,238,024.00
Humeiras Construction & Supplies Ltd	21,584,000.00		21,584,000.00
Humeiras Construction & Supplies Ltd	21,088,000.00		21,088,000.00
Humeiras Construction & Supplies Ltd	20,544,000.00		20,544,000.00
Humeiras Construction And Supplier	22,368,000.00		22,368,000.00
Humeiras Construction And Supplier	20,848,000.00		20,848,000.00
Humeiras Construction Co. Ltd	19,928,000.00		19,928,000.00
Humeiras Constuction & Supplies Ltd	19,296,000.00		19,296,000.00
Humeiras Constuction & Supplies Ltd	19,952,000.00		19,952,000.00
Humeras Construction And Supplies	827,055.70		827,055.70
Humeras Construction And Supplies	431,388.00		431,388.00
Humeras Construction And Supplies	8,220,348.00		8,220,348.00
Humeras Construction And Supplies	5,431,266.00		5,431,266.00
Humeras Construction And Supplies	3,364,444.00		3,364,444.00
Humeras Construction And Supplies	2,965,500.00		2,965,500.00
Imara Daima	17,952,000.00		17,952,000.00
Imperium Plus Agencies	422,912.80		422,912.80
Intrepid Data System	1,851,360.00		1,851,360.00
J W Mwangi Enterprises Ltd	118,667.50		118,667.50
J W Mwangi Enterprises Ltd	177,922.50		177,922.50
J W Mwangi Enterprises Ltd	933,555.00		933,555.00
J W Mwangi Enterprises Ltd	861,767.00		861,767.00
J W Mwangi Enterprises Ltd	312,518.00		312,518.00

J W Mwangi Enterprises Ltd	205,887.50		205,887.50	
J W Mwangi Enterprises Ltd	192,552.50		192,552.50	
J W Mwangi Enterprises Ltd	21,864,220.00		21,864,220.00	
Jamahir Investment Ltd	5,777,406.00		5,777,406.00	
Jamahir Investment Ltd	5,578,550.10		5,578,550.10	
Jamahir Investments Limited	3,527,644.50		3,527,644.50	
Jamahir Investments Limited	1,686,966.00		1,686,966.00	
Jane Wangari Mwangi Enterprises Ltd	3,829,997.50		3,829,997.50	
Janton Investments Ltd	2,784,000.00		2,784,000.00	
Janton Investments Ltd	2,016,000.00		2,016,000.00	
Kamumu Bins Company	1,989,196.00		1,989,196.00	
Karesh Hardware & Construction	9,072,000.00		9,072,000.00	
Karesh Hardware & Construction	8,536,000.00		8,536,000.00	
Karesh Hardware & Construction Ltd	8,640,000.00		8,640,000.00	
Karma	131,660.00		131,660.00	
Kcb Leadership Centre	1,086,530.00		1,086,530.00	
Kcb Leadership Centre	2,275,820.00		2,275,820.00	
Kcb Leadership Centre	642,000.00		642,000.00	
Kenice Investment Ltd	1,768,000.00		1,768,000.00	
Kenice Investments Limited	22,176,000.00		22,176,000.00	
Kenice Investments Limited	19,800,000.00		19,800,000.00	
Kenice Investments Limited	19,320,000.00		19,320,000.00	
Kenice Investments Limited	18,984,000.00		18,984,000.00	
Kenice Investments Limited	1,768,000.00		1,768,000.00	
Kenice Investments Limited	17,480,000.00		17,480,000.00	
Kenice Investments Limited	19,196,000.00		19,196,000.00	
Kenice Investments Limited	17,904,000.00		17,904,000.00	
Kenice Investments Ltd	20,300,000.00		20,300,000.00	
Kenje Enterprise Ltd	2,450,196.00		2,450,196.00	
Kenje Enterprises Limited	5,506,477.20		5,506,477.20	
Kenje Enterprises Ltd	7,308,705.00		7,308,705.00	
Kenje Enterprises Ltd	1,933,016.40		1,933,016.40	
Kenje Enterprises Ltd	2,371,231.80		2,371,231.80	
Kenje Enterprises Ltd	1,825,721.10		1,825,721.10	
Kenje Enterprises Ltd	4,017,951.00		4,017,951.00	
Kenje Enterprises Ltd	2,550,573.90		2,550,573.90	
Kenje Enterprises Ltd	5,267,108.70		5,267,108.70	
Kenje Enterprises Ltd	7,136,734.50		7,136,734.50	
Kenje Enterprises Ltd	4,081,530.60		4,081,530.60	
Kenya Power & Lighting Company Limited	21,055,723.00		21,055,723.00	
Kenya Power & Lighting Company	205,900,000.00		205,900,000.00	
Kenya Power And Lighting Co. Limited	3,236,571.00		3,236,571.00	
Kenya Power Lighting Co	143,120,580.00		143,120,580.00	
Kenya Revenue Authority	1,436,342.00		1,436,342.00	
Kenya School Of Government	2,128,600.00		2,128,600.00	
Kenya School Of Monetary Studies	174,000.00		174,000.00	
Kenya Veterinary Association	390,000.00		390,000.00	
Kicc	3,179,850.00		3,179,850.00	
Kicc	21,958,479.00		21,958,479.00	
Klinton Production & Engineering Ltd	17,744,000.00		17,744,000.00	
Klinton Production & Engineering Ltd	16,632,000.00		16,632,000.00	
Klinton Production & Engineering Ltd	15,484,000.00		15,484,000.00	
Klinton Production & Engineering Ltd	14,700,000.00		14,700,000.00	
Klinton Production & Engineering Ltd	9,248,000.00		9,248,000.00	
Klinton Production & Engineering Ltd	12,992,000.00		12,992,000.00	
Klinton Production And Engineering Ltd	18,376,000.00		18,376,000.00	
Klinton Productions & Engineering Limited	18,376,000.00		18,376,000.00	
Klinton Productions & Engineering Limited	19,632,000.00		19,632,000.00	
Klinton Productions & Engineering Limited	20,240,000.00		20,240,000.00	
Klinton Productions & Engineering Limited	20,240,000.00		20,240,000.00	
Klinton Productions & Engineering Limited	19,932,000.00		19,932,000.00	
Klinton Productions And Engineering Limited	19,932,000.00		19,932,000.00	
Korbash Traders	11,440,000.00		11,440,000.00	
Korbash Traders	11,792,000.00		11,792,000.00	
Korbash Traders Limited	4,562,800.00		4,562,800.00	
Korbash Traders Limited	1,628,315.90		1,628,315.90	
Korbash Traders Limited	15,992,000.00		15,992,000.00	
Korbash Traders Limited	15,186,000.00		15,186,000.00	
Korbash Traders Limited	14,704,000.00		14,704,000.00	
Korbash Traders Limited	13,376,000.00		13,376,000.00	
Korbash Traders Limited	12,670,800.00		12,670,800.00	
Korbash Traders Limited	8,666,451.00		8,666,451.00	
Korbash Traders Limited	7,429,385.70		7,429,385.70	
Korbash Traders Ltd	13,528,000.00		13,528,000.00	

Korbash Traders Ltd	11,728,000.00		11,728,000.00	
Korbash Traders Ltd	14,600,000.00		14,600,000.00	
Korbash Traders Ltd	377,824.50		377,824.50	
Korbash Traders Ltd	115,322.40		115,322.40	
Korbash Traders Ltd	12,129,792.40		12,129,792.40	
Korbash Traders Ltd	9,822,855.60		9,822,855.60	
Korbash Traders Ltd	11,061,733.50		11,061,733.50	
Kplc	316,594.00		316,594.00	
Ksg	1,116,500.00		1,116,500.00	
Ksg	1,324,320.00		1,324,320.00	
Ksg	444,628.00		444,628.00	
Ksms	274,920.00		274,920.00	
Lake Naivasha Resort Limited	306,000.00		306,000.00	
Landmark Service Station	12,289,600.00		12,289,600.00	
Landmark Service Station Ltd	14,284,800.00		14,284,800.00	
Landmark Service Station Ltd	15,740,000.00		15,740,000.00	
Langata Hotel Development	76,000.00		76,000.00	
Lawnico Construction Co. Ltd	5,173,700.00		5,173,700.00	
Lawnico Constructon Co.Ltd	9,901,850.00		9,901,850.00	
Lawnico Constructon Co.Ltd	7,183,330.00		7,183,330.00	
Learnovate	1,252,800.00		1,252,800.00	
Limah East Africa Ltd	753,400.00		753,400.00	
Lucky Enterprises	2,666,000.00		2,666,000.00	
Maanzoni Lodge Ltd	191,400.00		191,400.00	
Machakos Technical Institute	1,900,700.00		1,900,700.00	
Machakos University College	1,846,000.00		1,846,000.00	
Madara Motors Services	2,376,000.00		2,376,000.00	
Mainscott Ventures	2,275,000.00		2,275,000.00	
Mara Daima Ent Ltd	13,907,500.00		13,907,500.00	
Mara Daima Enterprises	15,430,000.00		15,430,000.00	
Mara Daima Enterprises Limited	16,308,000.00		16,308,000.00	
Mara Daima Enterprises Limited	15,960,000.00		15,960,000.00	
Mara Daima Enterprises Ltd	20,832,000.00		20,832,000.00	
Mara Daima Enterprises Ltd	13,642,900.00		13,642,900.00	
Mara Daima Enterprises Ltd	11,440,000.00		11,440,000.00	
Mara Daima Enterprises Ltd	18,308,000.00		18,308,000.00	
Mara Daima Enterprises Ltd	14,740,000.00		14,740,000.00	
Markitch Suppliers Limited	26,349,711.08		26,349,711.08	
Markitech	1,651,309.44		1,651,309.44	
Markitech Suppliers Limited	34,765,878.60		34,765,878.60	
Markitech Suppliers Ltd	33,716,698.80		33,716,698.80	
Markitech Supplies Limited	60,948,239.52		60,948,239.52	
Markitech Supplies Ltd	9,829,219.00		9,829,219.00	
Markitech Supplies Ltd	17,259,106.00		17,259,106.00	
Markitech Supplies Ltd	35,758,816.00		35,758,816.00	
Markitech Supplies Ltd	24,803,701.12		24,803,701.12	
Masterlink Engineering	1,195,670.00		1,195,670.00	
Maxtar Retail Solution & Supplies Ltd	1,300,046.00		1,300,046.00	
Media Max Network	324,800.00		324,800.00	
Mediamax Network Ltd	162,400.00		162,400.00	
Medquip Limited	205,300.00		205,300.00	
Medquip Limited	791,200.00		791,200.00	
Megascope Healthcare	254,583.00		254,583.00	
Meximed Africa Limited	350,000.00		350,000.00	
Meximed Africa Ltd	174,000.00		174,000.00	
Ministry Of Roads And Public Works	100,000,000.00		100,000,000.00	
Moto Link Ltd	4,800,000.00		4,800,000.00	
Movenpick Caterers	483,800.00		483,800.00	
Movenpick Caterers	2,923,200.00		2,923,200.00	
Movenpick Caterers	5,586,300.00		5,586,300.00	
Nairobi Serena Hotel	115,000.00		115,000.00	
Naivasha County Hotel-Sawela Lodges	369,000.00		369,000.00	
Nat Fire Company	534,000.00		534,000.00	
Nat Fire Company	334,000.00		334,000.00	
Natinal Youth Service	2,641,030.00		2,641,030.00	
Natinal Youth Service	3,539,730.00		3,539,730.00	
Natinal Youth Service	2,975,713.00		2,975,713.00	
Nation Media	196,070.00		196,070.00	
Nation Media Group Limited	1,096,680.00		1,096,680.00	
Nation Media Group Limited	196,070.00		196,070.00	
National Youth Service	25,351,684.00		25,351,684.00	
National Youth Service	4,022,618.42		4,022,618.42	
National Youth Services	76,914,480.00		76,914,480.00	
National Youth Services	39,293,134.60		39,293,134.60	

National Youth Services	2,791,644.40		2,791,644.40	
National Youth Services	2,436,950.00		2,436,950.00	
National Youth Services	2,277,150.00		2,277,150.00	
National Youth Services	2,213,523.60		2,213,523.60	
National Youth Services	2,119,888.40		2,119,888.40	
National Youth Services	1,885,640.00		1,885,640.00	
Nectar Villa	2,633,312.50		2,633,312.50	
Njigu Ventures Limited	58,571,921.40		58,571,921.40	
Njigu Ventures Limited	39,762,702.00		39,762,702.00	
Njigu Ventures Ltd	18,768,744.00		18,768,744.00	
Njigu Ventures Ltd	61,756,002.00		61,756,002.00	
Njigu Ventures Ltd	52,390,030.00		52,390,030.00	
Njigu Ventures Ltd	47,050,434.00		47,050,434.00	
Njigu Ventures Ltd	24,332,670.00		24,332,670.00	
Nys	1,905,110.00		1,905,110.00	
Nys	6,528,280.00		6,528,280.00	
Nys	5,499,871.50		5,499,871.50	
Nys	5,414,758.89		5,414,758.89	
Nys	3,214,819.00		3,214,819.00	
Obotech Solutions Limited	413,000.00		413,000.00	
Olari Supplies Ltd	408,911.80		408,911.80	
Oleb Co Ltd	117,280.00		117,280.00	
Parrot Concepts	6,767,702.00		6,767,702.00	
Perma Structural Eng Co. Ltd	26,784,000.00		26,784,000.00	
Perma Structural Eng Co. Ltd	24,760,000.00		24,760,000.00	
Perma Structural Eng Co. Ltd	9,622,350.00		9,622,350.00	
Perma Structural Eng Co. Ltd	912,457.00		912,457.00	
Perma Structural Eng Co. Ltd	916,341.80		916,341.80	
Perma Structural Engineering Co Limited	20,320,000.00		20,320,000.00	
Perma Structural Engineering Co. Ltd	717,739.44		717,739.44	
Perma Structural Engineering Co. Ltd	964,039.56		964,039.56	
Perma Structural Engineering Co. Ltd	923,142.00		923,142.00	
Perma Structural Engineering Co.Ltd	53,494,974.00		53,494,974.00	
Perma Structural Engineering Co.Ltd	23,796,000.00		23,796,000.00	
Perma Structural Engineering Co.Ltd	12,757,835.00		12,757,835.00	
Perma Structural Engineering Co.Ltd	6,885,533.50		6,885,533.50	
Perma Structural Engineering Co.Ltd	4,520,304.00		4,520,304.00	
Perma Structural Engineering Co.Ltd	2,044,139.00		2,044,139.00	
Perma Structural Engineering Co.Ltd	1,616,992.00		1,616,992.00	
Perma Structural Engineering Co.Ltd	275,957.88		275,957.88	
Perma Structural Engineering Co.Ltd	1,477,331.68		1,477,331.68	
Perma Structural Engineering Co.Ltd	853,275.50		853,275.50	
Perma Structural Engineering Co.Ltd	711,510.00		711,510.00	
Petmark Agencies	54,950,762.00		54,950,762.00	
Petmark Agencies	9,369,356.00		9,369,356.00	
Petmark Agencies	36,118,224.00		36,118,224.00	
Petmark Agencies	29,700,515.00		29,700,515.00	
Petmark Agencies	12,231,486.00		12,231,486.00	
Petmark Agencies	1,770,667.00		1,770,667.00	
Petmark Agencies	31,942,933.00		31,942,933.00	
Petmark Agencies	10,048,788.00		10,048,788.00	
Petmark Agencies	9,432,522.00		9,432,522.00	
Petmark Agencies	38,536,605.60		38,536,605.60	
Petmark Agencies	16,395,689.00		16,395,689.00	
Petmark Agencies	1,770,667.00		1,770,667.00	
Philippe Courdin Limited	15,309,687.00		15,309,687.00	
Phillipe Gourdin Ltd	9,565,177.00		9,565,177.00	
Pillarstone Environmental Services	1,734,849.90		1,734,849.90	
Prideinn Flamingo Beach Resort Limited	796,500.00		796,500.00	
Prideinn Flamingo Beach Resort Limited	787,500.00		787,500.00	
Prideinn Hotel And Investment Limited	602,000.00		602,000.00	
Prideinn Paradise Beach Resort & Spa	619,200.00		619,200.00	
Prideinn Paradise Beach Resort & Spa	688,300.00		688,300.00	
Primate Tours	825,225.00		825,225.00	
Principal Secretary-State Dept For Broadcasting And Telecom	233,669.00		233,669.00	
Print Maxim	700,000.00		700,000.00	
Ps-State Department For Public Service	591,683,221.00		591,683,221.00	
Pulsar Technical Services	459,980.00		459,980.00	
Radio Africa Ltd	1,624,000.00		1,624,000.00	
Radio Jambo	1,461,762.40		1,461,762.40	
Rainbow Ruiru Resort	595,000.00		595,000.00	
Rawil Tours	1,761,000.00		1,761,000.00	
Reinite Company Limited	77,520.00		77,520.00	
Safaricom Limited	2,432,000.00		2,432,000.00	

Safaricom Limited	4,837,000.00		4,837,000.00
Safaricom Limited	4,816,000.00		4,816,000.00
Sarova Whitesands Beach Resort & Spa	616,500.00		616,500.00
Sautiline Limited	7,788,480.00		7,788,480.00
Sautiline Limited	5,928,000.00		5,928,000.00
Sautiline Limited	5,178,600.00		5,178,600.00
Sautiline Limited	4,681,600.00		4,681,600.00
Sautiline Limited	2,040,800.00		2,040,800.00
Sautiline Limited	1,939,100.00		1,939,100.00
Sautiline Limited	1,610,300.00		1,610,300.00
Sautiline Limited	5,064,100.00		5,064,100.00
Sautiline Limited	4,268,900.00		4,268,900.00
Sautiline Limited	2,030,600.00		2,030,600.00
Shelila International	10,556,690.81		10,556,690.81
Silicon Hub Limited	4,041,909.90		4,041,909.90
Silicon Hub Limited	2,569,651.20		2,569,651.20
Silicon Hub Ltd	21,692,256.30		21,692,256.30
Silicon Hub Ltd	19,272,110.40		19,272,110.40
Silicon Hub Ltd	14,325,183.00		14,325,183.00
Silicon Hub Ltd	9,667,914.09		9,667,914.09
Silicon Hub Ltd	4,216,535.10		4,216,535.10
Siliconhub Limited	7,641,306.90		7,641,306.90
Solid Waste Collectors	7,501,199.70		7,501,199.70
Solid Waste Collectors Co.	11,265,000.00		11,265,000.00
Solid Waste Collectors Co.	12,448,800.00		12,448,800.00
Solid Waste Collectors Co.	11,384,800.00		11,384,800.00
Solid Waste Collectors Company	12,448,800.00		12,448,800.00
Solid Waste Collectors Company	11,265,100.00		11,265,100.00
Solid Waste Collectors Company	10,320,800.00		10,320,800.00
Solid Waste Collectors Company	6,596,800.00		6,596,800.00
Solid Waste Collectors Company	13,512,800.00		13,512,800.00
Solid Waste Collectors Company	13,087,200.00		13,087,200.00
Solid Waste Collectors Company	12,608,400.00		12,608,400.00
Solid Waste Collectors Company	11,890,200.00		11,890,200.00
Solid Waste Collectors Company	10,573,500.00		10,573,500.00
Solid Waste Collectors Company	6,596,800.00		6,596,800.00
Solid Waste Collectors Company	13,512,800.00		13,512,800.00
Standard Group	216,920.00		216,920.00
Standard Group Limited	2,019,676.00		2,019,676.00
Standard Group Limited	177,480.00		177,480.00
Sun Developers Limited	3,114,000.00		3,114,000.00
Susan Mangeni Injete	68,439.95		68,439.95
Telkom Kenya	2,320,000.00		2,320,000.00
Telkom Kenya	2,832,720.00		2,832,720.00
Telkom Kenya Limited	2,900,000.00		2,900,000.00
Tema Homecare	2,326,361.87		2,326,361.87
Tema Homecare	17,353,412.83		17,353,412.83
Tema Homecare	10,765,586.63		10,765,586.63
Tema Homecare	10,733,942.05		10,733,942.05
Tema Homecare Co. Ltd	8,992,315.84		8,992,315.84
Tema Homecare Co.Ltd	1,046,558.70		1,046,558.70
The Star Publication	684,028.00		684,028.00
Toyota Kenya Ltd	42,500.00		42,500.00
Toyota Kenya Motors Limited	129,591.98		129,591.98
Toyota Kenya Motors Limited	37,399.00		37,399.00
Trawell Company Limited	444,161.00		444,161.00
University Of Nairobi Enterprises And Services Limited	24,838,793.86		24,838,793.86
Utalii Hotel	378,900.00		378,900.00
V - Max Enterprises Limited	7,040,547.00		7,040,547.00
V - Max Enterprises Limited	3,684,505.00		3,684,505.00
V - Max Enterprises Limited	2,577,141.00		2,577,141.00
V Max Enterprises Ltd	2,577,141.00		2,577,141.00
Vineyard Holdings (Ea) Limited	2,126,670.00		2,126,670.00
Vineyard Holdings (Ea) Limited	2,017,610.00		2,017,610.00
Vineyard Holdings (Ea) Limited	1,330,000.00		1,330,000.00
Vineyard Holdings (Ea) Limited	1,267,800.00		1,267,800.00
Vineyard Holdings (Ea) Limited	859,900.00		859,900.00
Vineyard Holdings (Ea) Limited	532,000.00		532,000.00
Vineyard Holdings Ea Limited	6,171,200.00		6,171,200.00
Vineyard Holdings Ea Limited	744,800.00		744,800.00
V-Max Enterprises Limited	4,767,924.60		4,767,924.60
V-Max Enterprises Limited	1,036,328.40		1,036,328.40
V-Max Enterprises Ltd	5,058,846.90		5,058,846.90
V-Max Enterprises Ltd	4,991,096.70		4,991,096.70

Voi Electricals	121,160.00		121,160.00
Wakiwa Co. Ltd	4,616,800.00		4,616,800.00
Wakiwa Co.Ltd	4,750,200.00		4,750,200.00
Wakiwa Co.Ltd	4,698,000.00		4,698,000.00
Wakiwa Co.Ltd	4,616,800.00		4,616,800.00
Walisor Housekeepers Investments	4,928,220.00		4,928,220.00
Waydon Investment Limited	749,182.50		749,182.50
Waydon Investments	3,596,242.50		3,596,242.50
Waydon Investments	795,060.00		795,060.00
Waydon Investments	658,575.00		658,575.00
Waydon Investments Ltd	15,392,000.00		15,392,000.00
Waydon Investments Ltd	49,885,762.50		49,885,762.50
Waydon Investments Ltd	4,178,812.50		4,178,812.50
Waydon Investments Ltd	528,817.50		528,817.50
Wildlife Research	261,603.20		261,603.20
Wildlife Research	619,440.00		619,440.00
Wiltech	34,800.00		34,800.00
Zafy (K) Limited	25,224,000.00		25,224,000.00
Zafy K Limited	25,024,000.00		25,024,000.00
Zafy K Limited	22,704,000.00		22,704,000.00
Zafy K Limited	23,544,000.00		23,544,000.00
Zafy Li Mited	24,664,000.00		24,664,000.00
Zafy Li Mited	23,584,000.00		23,584,000.00
Zapest East Africa Ltd	492,160.00		492,160.00
Zeyana Enterprises	7,622,275.50		7,622,275.50
Zeyana Enterprises Limited	8,993,735.10		8,993,735.10
Zeyana Enterprises Limited	8,680,751.10		8,680,751.10
Zeyana Enterprises Limited	2,287,580.00		2,287,580.00
Zeyana Enterprises Ltd	24,570,226.80		24,570,226.80
Zeyana Enterprises Ltd	15,404,180.40		15,404,180.40
Zeyana Enterprises Ltd	14,176,606.70		14,176,606.70
SUBTOTAL	6,602,258,332.49		6,602,258,332.49
CONSTRUCTION OF CIVIL WORKS			
Tiff East Africa Limited	1,500,135.00		1,500,135.00
Betivy Supplies Limited	3,849,700.00		3,849,700.00
Classic East African (Ea) Ltd	750,000.00		750,000.00
Classic East African (Ea) Ltd	996,587.00		996,587.00
Belize Construction	3,185,200.00		3,185,200.00
Parbat Siyani Construction Ltd	18,742,440.74		18,742,440.74
Lariac Landscape Ltd	1,749,048.00		1,749,048.00
Design Forten Ltd	1,510,320.00		1,510,320.00
Gill Consult	2,770,080.00		2,770,080.00
Acsys Engineering Ltd	4,545,541.00		4,545,541.00
Admo Construction	3,691,660.00		3,691,660.00
Airtouch Engineering Services	10,082,631.75		10,082,631.75
Allmed Medical Supplies	1,395,495.00		1,395,495.00
Allmed Medical Supplies	585,100.00		585,100.00
Always Global Distributors Ltd	3,178,572.00		3,178,572.00
Amas Trading Co.	4,741,536.00		4,741,536.00
Amas Trading Co. Ltd	3,506,555.00		3,506,555.00
Aptus Connect Consultant	3,384,337.00		3,384,337.00
Aptus Connect Consultants Ltd	10,568,018.00		10,568,018.00
Arid Lands Construction Limited	8,417,851.85		8,417,851.85
Beams Construction And Supplies	11,126,232.80		11,126,232.80
Bephat Enterprises Limited	26,724,895.50		26,724,895.50
Bishin Transporters	14,746,114.88		14,746,114.88
Bizrate Enterprises	34,386,697.00		34,386,697.00
Blue Lotus Agencies	2,995,000.00		2,995,000.00
Bricate Development Limited	17,049,308.80		17,049,308.80
Broad Vision	1,350,050.00		1,350,050.00
Bulsho Investment Ltd	23,313,567.00		23,313,567.00
Calibeth Holdings	11,518,101.08		11,518,101.08
Cantam Investment	14,580,000.00		14,580,000.00
Castan Enterprises Ltd	28,522,288.80		28,522,288.80
Cdn Solutions	7,300,990.00		7,300,990.00
Center Star Co. Ltd	4,668,198.00		4,668,198.00
Chedali Construction Ltd	6,011,477.00		6,011,477.00
China Road And Bridge	470,726,341.49		470,726,341.49
China Road And Bridge	108,470,247.38		108,470,247.38
China Road And Bridge Corporation	248,901,200.00		248,901,200.00
Clanita Enterprises Ltd	9,001,169.50		9,001,169.50
Cykkka Works Ltd	4,640,591.90		4,640,591.90

Dantech Motors Limited	2,310,000.00		2,310,000.00
Dantech Motors Ltd	2,310,000.00		2,310,000.00
Dantech Motors Ltd	2,430,700.00		2,430,700.00
Davcomltd	7,107,876.89		7,107,876.89
Davcon Limited	37,006,041.60		37,006,041.60
Davcon Limited	6,751,200.00		6,751,200.00
Democo Supplies Ltd	3,197,893.00		3,197,893.00
Diston Investment Limited	20,054,860.40		20,054,860.40
East Builders Limited	9,632,512.35		9,632,512.35
East Bulders	6,940,097.02		6,940,097.02
Eastern Comtec	3,945,000.00		3,945,000.00
Elegant General Contractors Ltd	3,315,697.20		3,315,697.20
Elegant General Contractors Ltd	3,779,467.30		3,779,467.30
Elite Intelligence Traffic Systems	10,078,832.00		10,078,832.00
Elite Paka Services Ltd	299,346.70		299,346.70
Elite Paka Services Ltd	950,577.00		950,577.00
Elite Paka Services Ltd	674,701.00		674,701.00
Elite Paka Services Ltd	1,363,348.00		1,363,348.00
Emerging Concept International Limited	4,915,366.91		4,915,366.91
En Boundless Ltd	12,768,056.00		12,768,056.00
Equip Agencies Limited	90,521,412.00		90,521,412.00
Fidelity Telcom Services	1,970,000.00		1,970,000.00
Fine Engineering	1,926,031.00		1,926,031.00
Frankim Construction Ltd	3,644,056.70		3,644,056.70
Frankin Construction	1,498,877.52		1,498,877.52
Gelshamer Investment	2,859,253.00		2,859,253.00
Gemlyn Enterprises	2,692,377.40		2,692,377.40
Geolex Electrical Services	550,480.00		550,480.00
Geomark Construction Ltd	3,322,039.00		3,322,039.00
Gilberson Trading Company	2,194,741.00		2,194,741.00
Gilberson Trading Company	1,296,085.00		1,296,085.00
Ginard Construction Company	5,808,362.00		5,808,362.00
Goodwinds Enterprises	2,601,658.00		2,601,658.00
Great Lakes	5,166,569.00		5,166,569.00
Greenbase Utilities	4,585,541.55		4,585,541.55
Greenmount Construction Limited	19,229,227.00		19,229,227.00
Greenpool Engineering Ltd	11,657,540.06		11,657,540.06
Gurey Africa Ltd	22,462,849.52		22,462,849.52
H.K Builders General Contractor Ltd	3,110,504.00		3,110,504.00
Hardl Enterprises	48,084,116.00		48,084,116.00
Harmonix Holding Co.	4,026,305.00		4,026,305.00
Harris General Supplies	17,739,742.54		17,739,742.54
Hatari Security	4,113,170.70		4,113,170.70
Ignation Merchants Ltd	1,855,845.00		1,855,845.00
Intertractor Company Limited	63,250,000.00		63,250,000.00
Intertractor Company Ltd	63,250,000.00		63,250,000.00
Intertractor Company Ltd	63,250,000.00		63,250,000.00
Intertractor Company Ltd	63,250,000.00		63,250,000.00
Jags International	2,967,022.00		2,967,022.00
Jeo Investments	2,945,820.00		2,945,820.00
Jewel Touch	11,144,373.00		11,144,373.00
Jewel Touch Investment Ltd	12,120,709.02		12,120,709.02
Joint Commercial Supplies	1,960,849.20		1,960,849.20
Jomumu Building And General Rennovators	13,268,590.00		13,268,590.00
Joyanca Business Solution	13,378,502.35		13,378,502.35
Jubilee Classical Enterprises	1,233,799.00		1,233,799.00
Jusavi General Supplies	5,431,733.65		5,431,733.65
Kabira Ventures Ltd	1,894,071.00		1,894,071.00
Karma Enterprises	378,840.00		378,840.00
Karmax Enterprises	628,740.00		628,740.00
Kenya Airport Services	7,167,897.00		7,167,897.00
Kenya Power & Lighting Company Limited	13,707,904.42		13,707,904.42
Kenya Power & Lighting Company Limited	4,385,848.00		4,385,848.00
Kiango Construction Co Ltd	8,433,501.31		8,433,501.31
Kiango General Supplies Ltd	2,439,947.00		2,439,947.00
Kualam Limited	8,750,995.00		8,750,995.00
Kualam Limited	3,373,806.00		3,373,806.00
Kualam Ltd	2,236,183.00		2,236,183.00
Kualam Ltd	11,927,339.00		11,927,339.00
Kualam Ltd	292,182.00		292,182.00
Kualam Ltd	8,327,957.00		8,327,957.00
Lakezal Enterprises Limited	91,305.35		91,305.35
Laton Engineering Ltd	3,430,000.00		3,430,000.00
Limish Logistics	1,394,193.20		1,394,193.20

Linton Civil Engineering Ltd	14,463,590.00		14,463,590.00	
M/S Great Lakes International Ltd	3,047,898.00		3,047,898.00	
Magnate Ventures Ltd	14,482,320.64		14,482,320.64	
Manje Company Ltd	7,499,627.61		7,499,627.61	
Matson General	40,171,500.00		40,171,500.00	
Mediatrix Solutions	860,400.00		860,400.00	
Mediatrix Solutions	428,100.00		428,100.00	
Metropolitan Engineering Limited	10,973,747.80		10,973,747.80	
Metropolitan Engineering Limited	996,394.00		996,394.00	
Mick Builders	4,383,954.65		4,383,954.65	
Milano Agencies	7,309,687.46		7,309,687.46	
Mollmag Investiments	7,035,568.20		7,035,568.20	
Mollmag Investiments	8,635,893.00		8,635,893.00	
Multiline Services Limited	2,557,523.00		2,557,523.00	
Mutindi General Contractors Ltd	4,611,793.00		4,611,793.00	
Mwanyani Builders	321,396.00		321,396.00	
Mymac Company Ltd	2,597,525.00		2,597,525.00	
Nakim Merchants & Contractors Ltd	2,339,409.00		2,339,409.00	
Nakims Merchants And Contractors Ltd	6,627,230.00		6,627,230.00	
National Youth Service	43,234,877.50		43,234,877.50	
Naya Electroworks	2,160,195.00		2,160,195.00	
Nelka Regional Ventures	19,777,710.81		19,777,710.81	
Nginu Power Engineering (Ea) Ltd	3,456,625.00		3,456,625.00	
Nginu Power Engineering (Ea) Ltd	4,831,153.00		4,831,153.00	
Noordin Enterprises Limited	9,151,356.00		9,151,356.00	
Nortis Supplies	9,942,325.00		9,942,325.00	
Norton Engineering Co Ltd	4,080,181.00		4,080,181.00	
Nyoro Construction Company Limited	32,526,806.77		32,526,806.77	
Onpoint Inetrios Limited	3,000,000.00		3,000,000.00	
Pawu Ventures	8,865,700.00		8,865,700.00	
Pecar Investment Limited	20,122,369.20		20,122,369.20	
Peleko Enterprises Ltd	4,599,228.90		4,599,228.90	
Pemu Engineering & Equipments Limited	1,410,102.08		1,410,102.08	
Pemu Engineering & Equip Ltd	7,410,689.00		7,410,689.00	
Pemu Engineering And Equipments Ltd	4,508,452.00		4,508,452.00	
Petmart Services	4,979,822.58		4,979,822.58	
Petmart Services Limited	16,783,025.60		16,783,025.60	
Phemu General Enterprises Limited	7,986,247.00		7,986,247.00	
Plea International (K) Co. Ltd	7,168,378.00		7,168,378.00	
Qaana Contractors Limited	21,121,522.00		21,121,522.00	
Quartorze Limited	12,487,076.80		12,487,076.80	
Raja Investments	21,365,514.81		21,365,514.81	
Rajwa Company Limited	7,456,195.37		7,456,195.37	
Reliance City Housing Co Ltd	11,907,516.26		11,907,516.26	
Remera Investments Limited	9,176,907.46		9,176,907.46	
Remork Limited	652,300.00		652,300.00	
Rocan Alpha Timber & Hardware	2,977,188.00		2,977,188.00	
Rume Ventures	3,744,862.00		3,744,862.00	
Rupami Eterprise Ltd	13,665,135.09		13,665,135.09	
Rware Technical Services Ltd	18,832,966.79		18,832,966.79	
Salano And Sons Enterprises	1,830,274.00		1,830,274.00	
Seo And Sons Limited	8,533,971.00		8,533,971.00	
Shalfa Holdings Ltd	29,182,620.00		29,182,620.00	
Shalfa Holdings Ltd	120,497,956.00		120,497,956.00	
Shamu Limited	485,425.00		485,425.00	
Shashafey Enterprises Ltd	9,663,419.82		9,663,419.82	
Sivad Construction Co. Ltd	6,082,995.00		6,082,995.00	
Skytex Group Limited	18,009,374.82		18,009,374.82	
Soleca Developers & Construction Company	46,764,673.00		46,764,673.00	
Steam Electronics	369,567.00		369,567.00	
Steam Electronics	2,545,069.00		2,545,069.00	
Strulink Africa Ventures	12,225,824.64		12,225,824.64	
Sun Up Electricals Ltd	10,096,500.00		10,096,500.00	
Tacoma General Co.Ltd	27,856,339.43		27,856,339.43	
Telemart Ltd	2,727,431.31		2,727,431.31	
Three Diamonds Construction	7,751,614.55		7,751,614.55	
Three Diamonds Construction Limited	5,851,492.95		5,851,492.95	
Top Quadrant (Kenya) Ltd	3,151,742.04		3,151,742.04	
Topmast Engineering Limited	42,922,732.36		42,922,732.36	
Towfiq Enterprises	13,147,391.28		13,147,391.28	
Towfiq Enterprises Limited	5,447,762.79		5,447,762.79	
Transhydro Engineering Ltd	9,292,723.97		9,292,723.97	
Traslogic Haulers Ltd	23,418,447.72		23,418,447.72	
Tripple I & K	4,533,619.18		4,533,619.18	

Tripple I & K Ompany Limited	4,533,619.18		4,533,619.18	
Uba Construction Limited	26,833,123.80		26,833,123.80	
Uba Construction Limited	9,165,746.96		9,165,746.96	
Upseat Solutions Enterprises	8,524,000.00		8,524,000.00	
Vee Vee Enterprises Ltd	56,272,538.63		56,272,538.63	
Vee Vee Enterprises Ltd	49,035,398.96		49,035,398.96	
Vibrat Solution	2,910,440.00		2,910,440.00	
Victoria Builders Limited	2,005,388.00		2,005,388.00	
Water Resources Management Authority	1,958,900.00		1,958,900.00	
Webcon Technical Services	22,098,676.86		22,098,676.86	
Windson Services Ltd	1,556,745.00		1,556,745.00	
Zedex Fabricators Ltd	4,851,639.90		4,851,639.90	
Zeko Company Limited	50,850,291.28		50,850,291.28	
Zelfa Construction Co. Ltd	8,490,579.00		8,490,579.00	
Zola Capital Limited	8,243,387.12		8,243,387.12	
Windson Services Ltd	3,338,753.00		3,338,753.00	
SUBTOTALS	3,086,027,924		3,086,027,924.26	
TOTAL	15,950,133,545.43		15,950,133,545.43	

