

REPUBLIC OF KENYA



*Enhancing Accountability*

PARLIAMENT  
OF KENYA  
LIBRARY

|                                      |                      |
|--------------------------------------|----------------------|
| THE NATIONAL ASSEMBLY<br>PAPERS LAID |                      |
| DATE: 02 DEC 2024                    | DAY: Monday          |
| TABLED BY: Hon. NADINE WADO, MP      | DEPUTY MAJORITY WHIP |
| CLERK AT THIS TABLE:                 | KATHERINE GINYO      |

**REPORT**

**OF**

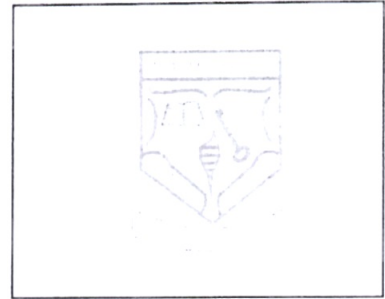
**THE AUDITOR-GENERAL**

**ON**

**BISHOP OKOTH GIRLS MBAGA SECONDARY  
SCHOOL**

**FOR THE YEAR ENDED  
30 JUNE, 2022**

**SIAYA COUNTY**



---

**BISHOP OKOTH GIRLS**

**MBAGA SECONDARY  
SCHOOL**

**ANNUAL REPORT AND FINANCIAL STATEMENTS**

**FOR THE FINANCIAL YEAR ENDED  
30<sup>TH</sup> JUNE 2022**

---

Prepared in accordance with the Cash Basis of Accounting Method under the International Public Sector  
Accounting Standards (IPSAS)

*(Leave this page blank)*

| Table of Contents  | Page      |
|--|-----------|
| 1. Acronyms and Glossary of Terms.....   | II        |
| 2. Key School Information and Management.....  | III - VII |
| 3. Summary Report of Performance of The School .....   | VIII - X  |
| 4. Statement of School Management Responsibility.....  | XI        |
| 5. Report Of The Independent Auditors ( <i>To be attached</i> ).....                               | XII       |
| 6. Statement Of Receipts and Payments For the Year Ended 30 <sup>th</sup> June 2022 .....          | 1         |
| 7. Statement of Assets and Liabilities As At 30 <sup>th</sup> June 2022.....                       | 2         |
| 8. Statement of Cash Flows for the Year Ended 30 <sup>th</sup> June 2022.....                      | 3         |
| 9. Statement Of Budgeted Versus Actual Amounts for The Year Ended 30 <sup>th</sup> June 2022 ..... | 5         |
| 10. Significant Accounting Policies .....  | 10        |
| 11. Notes To The Financial Statements.....   | 12        |
| 12. Annexes.....   | 22        |

**1. Acronyms and Glossary of Terms**

*Provide a list of all applicable acronyms and glossary of terms e.g.*

|       |  |
|-------|--|
| BOM   | Board of Management                              |
| CEB   | County Education Board                           |
| IPSAS | International Public Sector Accounting Standards |
| KCSE  | Kenya Certificate of Secondary Education         |
| PFM   | Public Finance Management                        |
| PSASB | Public Sector Accounting Standards Board         |
| FY    | Financial Year                                   |
| FDSE  |  |

**2. Key School Information and Management**

*[Customise the details in this section to suit your School]*

**(a) Background information**

The school is domiciled in Kenya and its operations are governed under the Basic Education Act, 2013. It is located in Siaya County, Siaya Sub-County.

The school was registered in October, 2021 under registration number 41S3001371 and is currently categorized as an Extra County public school established, owned or operated by the Government.

The school is a boarding school and had 2070 number of students as at 30<sup>th</sup> June 2022. It has 11 streams and 76 teachers of which 36 teachers are employed by the School Board of Management.

**(b) School Board of Management - Board Members**

The School Board of Management established under Section 55 of the Basic Education Act, 2013; is composed of the following members:

|    | <b>Name of Board</b>     | <b>Designation</b>    | <b>Date of</b> |
|----|--------------------------|-----------------------|----------------|
| 1  | Dr. Lilian Odero         | Chairperson           | 29/10/21       |
| 2  | Mrs Christine B. Musindi | Secretary - Principal | ”              |
| 3  | CPS. Isdor Juma          | Member                | ”              |
| 4  | Dr. Peter Omoth          | Member                | ”              |
| 5  | CPA Jeanette Oloo        | Member                | ”              |
| 6  | Mr John Ogutu            | Member                | ”              |
| 7  | Eng. Maurice Owuor       | Member                | ”              |
| 8  | Mr. George Atweng'a      | Member                | ”              |
| 9  | Mr. Alex Owino Oduor     | Member                | ”              |
| 10 | Ms. Roseline Oduor       | Member                | ”              |
| 11 | Adv. Desma Nungo         | Member                | ”              |
| 12 | Ms. Dorothy Obiet        | Member                | ”              |
| 1  | Mr . Dickson Nyang'ute   | Member                | ”              |
| 14 | Mr Polycap Osero         | Member                | ”              |

**The functions of the School Board of Management are to:**

- Promote the best interests of the School and ensure its development.
- Promote quality education for all pupils in accordance with the standards set under the Basic Education Act, 2013.
- Ensure and assure the provision of proper and adequate facilities for the School.
- Manage the School's affairs in accordance with the rules and regulations governing occupational safety and health.
- Advise the County Education Board on the staffing needs of the School.
- Determine cases of pupils' discipline and make reports to the CEB.
- Prepare comprehensive termly report on all areas of its mandate and submit the report to CEB.
- Administer and manage the resources of the School.
- Receive, collect and account for any funds accruing to the institution in accordance with Article 226 (1) (a) of the Constitution of Kenya, Section 81 of the Public Finance Management Act, 2012 and the Fourth Schedule para 21 and 23 of the Basic Education Act, 2013.

**(c) Committees of the Board**

*(Provide the names of the various committees of the Board established by the Board and the names of the committee members):*

| <b>Ref:</b> | <b>Name of Committee</b>                            | <b>Names of Members</b>   | <b>Designation</b>   | <b>Number of meetings attended during the</b>                                    |
|-------------|---|---|--|--|
| 1           | Executive Committee                                 | Dr. Lilian Odero<br>Mrs. Christine Musindi<br>CPS. Isdor Juma<br>Dr. Peter Omoth<br>CPA. Jeanette Oloo<br>Mr. Christopher Osuma | Chairperson<br>Secretary<br>Member<br>Member<br>Member<br>Member | 3 out of 3<br>3 out of 3<br>3 out of 3<br>3 out of 3<br>3 out of 3<br>3 out of 3 |
| 2           | Audit Committee                                     |   |  |  |
| 3           | Finance, procurement and general purposes Committee | Dr Lilian Odero<br>Eng. Maurice Owuor<br>Mr. Christopher Osuma<br>Mrs. Christine Beti   | Member<br>Member<br>Member<br>Secretary                          | 3 out of 3<br>3 out of 3<br>3 out of 3<br>3 out of 3                             |

|   |                                  |   |   |  |
|---|----------------------------------|---|---|--|
| 4 | Academic Committee               | Dr Peter Omoth<br>Mr John Ogutu Omondi<br>Mr Dickson Nyang'ute<br>Mr. Christopher Osuma<br>Mr George Atweng'a | Chairperson<br>Sectary<br>Members<br>Members<br>Members | 3 out of 3<br>2 out of 3<br>3 out of 3<br>3 out of 3<br>0 out of 3 |
| 5 | Development Committee            |   |   |  |
| 6 | Discipline and welfare Committee | Adv Desma Nungo<br>Ms Roseline Oduor<br>Ms Dorothy Obiet<br>CPS Isdor Juma<br>Mr Alex Owino Oduor             | Chairperson<br>Secretary<br>Member<br>Member<br>Member  | 5 out of 5<br>5 out of 5<br>5 out of 5<br>5 out of 5<br>5 out of 5 |
| 7 | Adhoc Committee (if any)         |   |   |  |

**(d) School operation Management**

For the financial year ended 30<sup>th</sup> June 2022 the School day-to-day management was under the following persons:

| Re | Designation      | Name                     | Identification |
|----|------------------|--------------------------|----------------|
| 1  | Principal        | Mrs Christine B. Musindi | TSC No.246719  |
| 2  | Deputy Principal | Mrs Edith Onyango        | TSC No.418860  |
| 3  | Deputy Principal | Mr Timothy Otieno        | TSC No.347501  |
| 4  | School Bursar    | Mr George Oyugi          | ID:23209252    |

**(e) Schools contacts**

Post Office Box ; 221-40600  
Telephone: 0748347314  
E-mail:  
Website: www.mbagagirls.sc.ke Facebook:  
N/A  
Twitter: N/A

**(f) School Bankers**

The following school operated 07 number of bank accounts in the following banks

1)School fund account

- Name of Bank:KCB BANK
- Branch: SIAYA
- Account Number:1106829840
- MPESA Paybill No:522123 attached to KCB bank account 1106829840

2)operation account

- Name of Bank:KCB BANK
- Branch: SIAYA
- Account Number:1106812689
- 3)Tuition account

- Name of Bank:KCB BANK
- Branch: SIAYA
- Account Number:1108374743

4)school fund account

- Name of Bank:KCB BANK
- Branch: SIAYA
- Account Number:1105110974
- MPESA Paybill No:966618 attached to KCB bank account 1105110974

5)Infrastructure account

Name of Bank:KCB BANK

- Branch: SIAYA
- Account Number:1182496385
- 6)schoolfund account

- Name ofBank:COOPERATIVE BANK OF

KENYA

- Branch;SIAYA
- Account Number;01120255813300
- 7)schoolfund account

- Name of Bank:EQUITYBANKOF KENYA

LTD

- Branch;SIAYA
- Account Number;0970282509880

**(g) Independent Auditors**

Office of the Auditor General Anniversary  
Towers, University Way P.O. Box 30084  
GPO 00100  
Nairobi, Kenya

**BISHOP OKOTH MBAGA GIRLS' SECONDARY SCHOOL**  
**Annual Report and Financial Statements For the year ended 30<sup>th</sup> June 2022**

**3 Summary Report of Performance of The School**

The following is a summary report of the performance of the school against the set performance evaluation criteria:

(a)

**Financial Performance:**

|  | <b>FY 2021/2022</b>   | <b>FY 2020/2021</b>  | <b>FY 2019/2020</b>  |
|--|-----------------------|----------------------|----------------------|
| <b>Surplus/Deficit</b>                     | (13,105,036.10)       | 17,266,556.25        | (4,618,616.20)       |
| <b>Capitation grants from MOE:</b>         |                       |                      |                      |
| Tuition account                            | 5,955,356.80          | 4,599,520.50         | 4,621,880.50         |
| Operations account                         | 16,118,139.20         | 20,276,550.95        | 14,295,796.40        |
| Infrastructure account                     | 25,735,309.00         | 15,857,125.20        | 10,973,203.00        |
| <b>Total Capitation Grants received</b>    | <b>47,808,805.00</b>  | <b>40,733,196.65</b> | <b>29,890,879.90</b> |
| <b>Other Funds Received:</b>               |                       |                      |                      |
| School Fund & Other Monies account         | 88,015,217.75         | 57,465,632.55        | 54,723,310.00        |
| Miscellaneous incomes                      | 160,015.00            | 1,002,231.40         | 908,300.00           |
| <b>Total Other Funds Received</b>          | <b>88,175,232.75</b>  | <b>57,465,632.55</b> | <b>54,723,310.00</b> |
| <b>Total Funds Received</b>                | <b>135,984,037.75</b> | <b>98,198,829.20</b> | <b>84,614,189.90</b> |
| <b>Ratio of Capitation Grants/Student:</b> |                       |                      |                      |
| <b>Student Enrolment:</b>                  | <b>2004</b>           | <b>1742</b>          | <b>1429</b>          |
| Tuition account                            | 2,971.7               | 2,640.4              | 3,234.3              |
| Operations account                         | 8,043.0               | 11,639.8             | 10,004.1             |
| Infrastructure account                     | 12,842.0              | 9,102.8              | 7,678.9              |
| School Fund & Other Monies account         | 43,919.8              | 32,988.3             | 38,294.8             |
| <b>Movement of Debtors</b>                 | 40,117,109.88         | 21,705,470.77        | 20,137,946.62        |
| <b>Movement of Creditors</b>               | (34,136,544.80)       | (965,920.40)         | (13,972,733.40)      |
| <b>Movement of Cash Balances</b>           | 2,890.80              | 35,586.00            | 4,380.00             |
| <b>Movement of Bank Balances</b>           | 8,171,726.56          | 6,485,082.17         | 3,824,069.07         |

**Summary Report of Performance of The School (Continuation )**

The following is a summary report of the performance of the school against the set performance evaluation criteria:

**b) Teacher Student ratio:**

Teacher to student ratio is 1:56

Number of teachers recruited in the year :04

Number of teachers transferred in the year :1

TSC Teachers :36

BOM Teachers :36

**c) Mean score in KCSE:**

2019:5.664

2020:6.182

2021:5.344

**d) Number of Candidates in KCSE:**

2019:346

2020:358

2021:367

**e) Capacity of the school:**

Toilets: 65 Doors

Dormitories : 15

Dining Hall : 1

Laboratories :5

Classrooms : 23

**f) Development projects carried out by the school:**

*(Development projects carried out in the year and ongoing projects including a disclosure of project fund sources in a tabular format).*

| <b>Projects</b>                        | <b>Source of funds</b> | <b>Status</b> | <b>Initial Cost (Kshs)</b> | <b>Amount Spent (Kshs)</b> | <b>Expected completion time</b> |
|--|------------------------|---------------|----------------------------|----------------------------|---------------------------------|
| 3 storey tuition block                 | MIF                    | ongoing       | 51,989,183.00              | 12,625,936.00              | 2024                            |
| Repayment of kcb loan for Land project | Parents                | ongoing       | 25,000,000.00              | 8,012,892.95               | 2027                            |
| Purchase of 260 chairs and lockers     | MIF                    | new           | 1,560,000.00               | 1,560,000.00               | 2023                            |
|  |                        |               |                            |                            |                                 |



**School Principal**

**BISHOP OKOTH MBAGA GIRLS' SECONDARY SCHOOL**  
**Annual Report and Financial Statements For the year ended 30<sup>th</sup> June 2022**

**Responsibility**

Section 81 (1) of the Public Finance Management Act, 2012 requires that at the end of each financial year, each National Government School shall prepare financial statements in respect of that school. Section 81(3) requires the financial statements so prepared to be in a form that complies with relevant accounting standards as prescribed by the Public Sector Accounting Standards Board of Kenya from time to time.

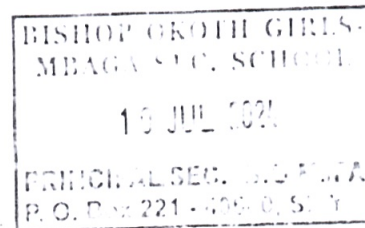
Schedule 4 (Section 23) of the Education Act, 2013 requires the Board of Management of a public institution of basic education to keep all proper books and records of accounts of the income, expenditure and assets of the institution.

The Board of Management of **Bishop Okoth Girls' Mbaga Secondary School** accepts responsibility for the school's financial statements, which have been prepared on the Cash Basis Method of Financial Reporting, using appropriate accounting policies in accordance with International Public Sector Accounting Standards (IPSAS).

The Board of Management is of the opinion that the school's financial statements give a true and fair view of the state of school's transactions during the interim financial period ended **30th June 2022** and of the school's financial position as at that date.

Signature ..... *LILIAN AKOIH ODERO*  
Name : *LAO*  
Designation : Chairperson, School Board of Management  
Date : *10/07/2024*

Signature ..... *[Signature]*  
Name : *CHRISTINE BETI MUSIMBI*  
Designation : School Principal & Secretary to Board of Management  
Date : *10/07/2024*



Signature ..... *[Signature]*  
Name : *[Name]*  
Designation : Bursar Finance Officer  
Date : *10/07/2024*

# REPUBLIC OF KENYA



*Enhancing Accountability*

Telephone: +254-(20) 3214000  
Email: info@oagkenya.go.ke  
Website: www.oagkenya.go.ke

HEADQUARTERS  
Anniversary Towers  
Monrovia Street  
P.O Box 30084-00100  
NAIROBI

## **REPORT OF THE AUDITOR-GENERAL ON BISHOP OKOTH GIRLS MBAGA SECONDARY SCHOOL FOR THE YEAR ENDED 30 JUNE, 2022–SIAYA COUNTY**

---

### PREAMBLE

I draw your attention to the contents of my report which is in three parts:

- A. Report on the Financial Statements that considers whether the financial statements are fairly presented in accordance with the applicable financial reporting framework, accounting standards and the relevant laws and regulations that have a direct effect on the financial statements.
- B. Report on Lawfulness and Effectiveness in Use of Public Resources which considers compliance with applicable laws, regulations, policies, gazette notices, circulars, guidelines and manuals and whether public resources are applied in a prudent, efficient, economic, transparent and accountable manner to ensure Government achieves value for money and that such funds are applied for the intended purpose.
- C. Report on Effectiveness of Internal Controls, Risk Management and Governance which considers how the entity has instituted checks and balances to guide internal operations. This responds to the effectiveness of the governance structure, the risk management environment and the internal controls, developed and implemented by those charged with governance for orderly, efficient and effective operations of the entity.

An unmodified opinion does not necessarily mean that an entity has complied with all relevant laws and regulations and that its internal controls, risk management and governance systems are properly designed and were working effectively in the financial year under review.

The three parts of the report are aimed at addressing the statutory roles and responsibilities of the Auditor-General as provided by Article 229 of the Constitution, the Public Management Act, 2012 and the Public Audit Act, 2015. The three parts of the report, when read together constitute the report of the Auditor-General.

### REPORT ON THE FINANCIAL STATEMENTS

#### **Qualified Opinion**

I have audited the accompanying financial statements of Bishop Okoth Girls Mbaga Secondary School–Siaya County set out on pages 1 to 19, which comprise of the statement of financial assets and financial liabilities as at 30 June, 2022 and the statement of receipts and payments, statement of cash flows and the statement of budgeted versus actual amounts for the period then ended, and a summary of significant accounting

policies and other explanatory information in accordance with provisions of Article 229 of the Constitution of Kenya and Section 35 of the Public Audit Act, 2015. I have obtained all the information and explanations which, to the best of my knowledge and belief, were necessary for the purpose of the audit.

In my opinion, except for the effect of the matters described in the Basis for Qualified Opinion section of my report, the financial statements present fairly, in all material respects, the financial position of Bishop Okoth Girls Mbaga Secondary School-Siaya County as at 30 June, 2022 and of its financial performance and its cash flows for the year then ended, in accordance with International Public Sector Accounting Standards (Cash Basis) and comply with the Basic Education Act, 2013 and the Public Finance Management Act, 2012.

## **Basis for Qualified Opinion**

### **1. Unconfirmed Opening Balances**

Management did not submit the financial statements for the six months' period ended 30 June, 2021 as provided in the circular No. MOE/DSAS/FIN/17/1/17 of 19 August 2021 by the Principal Secretary, State Department for Early Learning and Basic Education which provided that the first set of financial statements during the transitioning and reporting period shall be prepared for the six months' period ending 30 June, 2021. As a result, the comparative balances in the financial statements for the financial year ended 30 June, 2022 have not been audited.

In the circumstances, the accuracy and completeness of the opening balances could not be confirmed.

### **2. Inaccuracies in the Financial Statements**

The statement of receipts and payments reflects total receipts and payments balances of Kshs.135,984,037 and Kshs.149,089,073, respectively. However, the statement of budgeted versus actual amounts reflects final receipts and payments on actual comparable basis balances of Kshs.59,531,140 and Kshs.125,569,117, respectively resulting in an unexplained variance of Kshs.76,452,897 and Kshs.23,519,956 in receipts and payments, respectively. Consequently, the financial statements were not drawn from the actual performance as per the budgetary performance and the two sets of records differ significantly.

In the circumstances, the accuracy and completeness of the financial statements could not be confirmed

### **3. Inaccuracies in Cash and Cash Equivalent**

The statement of financial assets and financial liabilities reflects a balance Kshs.8,174,618 in respect of cash and cash equivalent. However, the amount includes three balances of Kshs.1,014,500, Kshs.2,782,507 and Kshs.366,236 held in three (3) commercial banks, which were not supported by bank reconciliation statements and Board of Cash Survey certificates.

In the circumstances, the accuracy and completeness of cash and cash equivalent balance could not be confirmed.

#### **4. Long Outstanding Accounts Receivables**

The statement of financial assets and financial liabilities reflects amount of Kshs.40,117,110 in respect of accounts receivables. However, accounts receivables balance of Kshs.13,481,433 or 34% of total accounts receivables were outstanding for a period of over two (2) years. The recoverability of the long outstanding accounts receivables is doubtful.

In the circumstances, the fair value of accounts receivables could not be confirmed.

The audit was conducted in accordance with International Standards of Supreme Audit Institutions (ISSAIs). I am independent of the Bishop Okoth Girls Mbagha Secondary School Management in accordance with ISSAI 130 on Code of Ethics. I have fulfilled other ethical responsibilities in accordance with the ISSAI and in accordance with other ethical requirements applicable to performing audits of financial statements in Kenya. I believe that the audit evidence I have obtained is sufficient and appropriate to provide a basis for my qualified opinion.

#### **Key Audit Matters**

Key audit matters are those matters that, in my professional judgment, are of most significance in the audit of the financial statements. There were no key audit matters to report in the year under review.

### **REPORT ON LAWFULNESS AND EFFECTIVENESS IN USE OF PUBLIC RESOURCES**

#### **Conclusion**

As required by Article 229(6) of the Constitution, based on the audit procedures performed, except for the matters described in the Basis for Conclusion on Lawfulness and Effectiveness in Use of Public Resources section of my report, I confirm that, nothing else has come to my attention to cause me to believe that public resources have not been applied lawfully and in an effective way.

#### **Basis for Conclusion**

##### **1. Failure to Reconcile Student Enrolment Data**

Review of student records revealed unexplained variances in student numbers between National Education Management Information System (NEMIS) and School registers resulting in tuition fees under-disbursement and over-funding on both operation and tuition as analyzed below:

| Month     | No. of Students Per NEMIS | No. of Students as Per Register | Capitation Grant per Student (Kshs) | Total Expected Capitation per School Register (Kshs) | Actual Capitation Received (Kshs) | Variation in Capitation Received (Kshs) |
|-----------|---------------------------|---------------------------------|-------------------------------------|--|-----------------------------------|---|
| Feb.2021  | 1,502                     | 1,742                           | 3,971                               | 6,917,482  | 5,964,442                         | 953,040                                 |
| Apr. 2021 | 1,508                     | 1,742                           | 3,955                               | 6,889,610  | 5,964,140                         | 925,470                                 |
| July.2021 | 1,180                     | 1,742                           | 5,230                               | 9,110,660  | 6,171,400                         | 2,939,260                               |
| Oct. 2021 | 1,827                     | 1,742                           | 4,253                               | 7,408,726  | 7,770,231                         | (361,505)                               |
| Dec.2021  | 1,837                     | 1,742                           | 4,791                               | 8,345,922  | 8,801,067                         | (455,145)                               |
| Jan.2022  | 1,837                     | 1,742                           | 2,547                               | 4,436,874  | 4,678,839                         | (241,965)                               |
| Apr.2022  | 1,834                     | 2,020                           | 4,057                               | 8,195,140  | 7,440,538                         | 754,602                                 |

Management explained that the difference was due to failure by the School to fully register all students on National Education Management Information System Management (NEMIS) due to delay in submitting registration documents and some students who transfers are not cleared to their new schools and therefore could not be recognized by the system. This was contrary to the Ministry of Education Circular No. MOE.HQ/3/13/3 dated 16 June, 2021 on implementation of Free Day Secondary Education (FDSE) which requires all learners to be registered in National Education Management Information System and the Principals to ensure their records are accurate.

In the circumstances, Management was in breach of the Circular and the underfunding of the School may have affected service delivery to students.

## **2. Non-Compliance with the Public Sector Accounting Standards Board**

Review of the financial statements revealed that the values in the financial statements were presented in Kenya shillings, which is the functional and reporting currency of the School. However, all values were not rounded off to the nearest Kenya Shilling as required by the Public Sector Accounting Standards Board (PSASB).

In the circumstances, Management did not comply with the PSASB reporting template requirements.

## **3. Irregular Transfer of Funds to Kenya Secondary Schools Heads Association**

During the year under review, the School transferred an amount of Kshs.530,700 to Kenya Secondary Schools Heads Association (KESSHA) to support the Association activities. However, KESSHA is a welfare organization that draws its membership from school Principals only. The organization is not defined in Government Funding System and there is no assurance that it has implemented effective, efficient and transparent financial management and internal control systems to manage the funds transferred by the Schools.

In the circumstances, the value for money for the funds transferred to KESSHA could not be confirmed.

The audit was conducted in accordance with ISSAI 4000. The standard requires that I comply with ethical requirements and plan and perform the audit to obtain assurance about whether the activities, financial transactions and information reflected in the financial statements are in compliance, in all material respects, with the authorities that govern them. I believe that the audit evidence I have obtained is sufficient and appropriate to provide a basis for my conclusion.

## REPORT ON EFFECTIVENESS OF INTERNAL CONTROLS, RISK MANAGEMENT AND GOVERNANCE

### **Conclusion**

As required by Section 7(1)(a) of the Public Audit Act, 2015, based on the audit procedures performed, I confirm that, nothing has come to my attention to cause me to believe that internal controls, risk management and overall governance were not effective.

### **Basis for Conclusion**

The audit was conducted in accordance with ISSAI 2315 and ISSAI 2330. The standards require that I plan and perform the audit to obtain assurance about whether effective processes and systems of internal control, risk management and overall governance were operating effectively, in all material respects. I believe that the audit evidence I have obtained is sufficient and appropriate to provide a basis for my conclusion.

### **Responsibilities of Management and those Charged with Governance**

Management is responsible for the preparation and fair presentation of these financial statements in accordance with International Public Sector Accounting Standards (Cash Basis) and for maintaining effective internal control as Management determines is necessary to enable the preparation of financial statements that are free from material misstatement, whether due to fraud or error and for its assessment of the effectiveness of internal control, risk management and overall governance.

In preparing the financial statements, Management is responsible for assessing the School's ability to continue to sustain its services, disclosing, as applicable, matters related to sustainability of services and using the applicable basis of accounting unless Management is aware of the intention to terminate the School or to cease operations.

Management is also responsible for the submission of the financial statements to the Auditor-General in accordance with the provisions of Section 47 of the Public Audit Act, 2015.

In addition to the responsibility for the preparation and presentation of the financial statements described above, Management is also responsible for ensuring that the activities, financial transactions and information reflected in the financial statements are in compliance with the authorities which govern them, and that public resources are applied in an effective way.

Those charged with governance are responsible for overseeing the School's financial reporting process, reviewing the effectiveness of how Management monitors compliance

with relevant legislative and regulatory requirements, ensuring that effective processes and systems are in place to address key roles and responsibilities in relation to governance and risk management and ensuring the adequacy and effectiveness of the control environment.

### **Auditor-General's Responsibilities for the Audit**

The audit objectives are to obtain reasonable assurance about whether the financial statements as a whole are free from material misstatement, whether due to fraud or error, and to issue an auditor's report that includes my opinion in accordance with the provisions of Section 48 of the Public Audit Act, 2015 and submit the audit report in compliance with Article 229(7) of the Constitution. Reasonable assurance is a high level of assurance but is not a guarantee that an audit conducted in accordance with ISSAIs will always detect a material misstatement and weakness when it exists. Misstatements can arise from fraud or error and are considered material if, individually or in the aggregate, they could reasonably be expected to influence the economic decisions of users taken on the basis of these financial statements.

In addition to the audit of the financial statements, a compliance audit is planned and performed to express a conclusion about whether, in all material respects, the activities, financial transactions and information reflected in the financial statements are in compliance with the authorities that govern them and that public resources are applied in an effective way, in accordance with the provisions of Article 229(6) of the Constitution and submit the audit report in compliance with Article 229(7) of the Constitution.

Further, in planning and performing the audit of the financial statements and audit of compliance, I consider internal controls in order to give an assurance on the effectiveness of internal controls, risk management and overall governance processes and systems in accordance with the provisions of Section 7(1)(a) of the Public Audit Act, 2015 and submit the audit report in compliance with Article 229(7) of the Constitution. My consideration of the internal controls would not necessarily disclose all matters in the internal controls that might be material weaknesses under the ISSAIs. A material weakness is a condition in which the design or operation of one or more of the internal controls components does not reduce to a relatively low level the risk that misstatements caused by error or fraud in amounts that would be material in relation to the financial statements being audited may occur and not be detected within a timely period by employees in the normal course of performing their assigned functions.

Because of its inherent limitations, internal controls may not prevent or detect misstatements and instances of non-compliance. Also, projections of any evaluation of effectiveness to future periods are subject to the risk that controls may become inadequate because of changes in conditions, or that the degree of compliance with policies and procedures may deteriorate.

As part of an audit conducted in accordance with ISSAIs, I exercise professional judgement and maintain professional skepticism throughout the audit. I also:

- Identify and assess the risks of material misstatement of the financial statements, whether due to fraud or error, design and perform audit procedures responsive to

*Report of the Auditor-General on Bishop Okoth Girls Mbaga Secondary School for the year ended 30 June, 2022 – Siaya County*

those risks and obtain audit evidence that is sufficient and appropriate to provide a basis for my opinion. The risk of not detecting a material misstatement resulting from fraud is higher than for one resulting from error, as fraud may involve collusion, forgery, intentional omissions, misrepresentations, or the override of internal controls.

- Evaluate the appropriateness of accounting policies used and the reasonableness of accounting estimates and related disclosures made by Management.
- Conclude on the appropriateness of Management's use of the applicable basis of accounting and based on the audit evidence obtained, whether a material uncertainty exists related to events or conditions that may cast significant doubt on the school's ability to continue to sustain its services. If I conclude that a material uncertainty exists, I am required to draw attention in the auditor's report to the related disclosures in the financial statements or, if such disclosures are inadequate, to modify my opinion. My conclusions are based on the audit evidence obtained up to the date of my audit report. However, future events or conditions may cause the School to cease to continue to sustain its services.
- Evaluate the overall presentation, structure and content of the financial statements, including the disclosures and whether the financial statements represent the underlying transactions and events in a manner that achieves fair presentation.
- Obtain sufficient appropriate audit evidence regarding the financial information and business activities of the school to express an opinion on the financial statements.
- Perform such other procedures as I consider necessary in the circumstances.

I communicate with Management regarding, among other matters, the planned scope and timing of the audit and significant audit findings, including any significant deficiencies in internal control that are identified during the audit.

I also provide Management with a statement that I have complied with relevant ethical requirements regarding independence and to communicate with them all relationships and other matters that may reasonably be thought to bear on my independence and where applicable, related safeguards.

  
FCPA Nancy Gathungu, CBS  
AUDITOR-GENERAL

**Nairobi**


**27 September, 2024**


**BISHOP OKOTH MBAGA GIRLS' SECONDARY SCHOOL**  
**Annual Report and Financial Statements For the year ended 30<sup>th</sup> June 2022**

**Statement of Receipts and Payments For The Year Ended 30th June 2022**

| Description of Voteheads                    | Note | FY 2021-2022<br>Kshs   | FY 2020-2021<br>Kshs |
|---|------|------------------------|----------------------|
| <b>Receipts:</b>                            |      |                        |                      |
| Government grants for Tuition               | 1    | 5,955,356.80           | 4,599,520.50         |
| Government grants for Operations            | 2    | 16,118,139.20          | 20,276,550.95        |
| Grants for Infrastructure                   | 3    | 25,735,309.00          | 15,857,125.20        |
| School Fund income - Parents' contributions | 4    | 88,015,217.75          | 57,465,632.55        |
| Miscellaneous income                        | 5    | 160,015.00             | 1,002,231.40         |
| <b>Total Receipts</b>                       |      | <b>135,984,037.75</b>  | <b>99,201,060.60</b> |
| <b>Payments:</b>                            |      |                        |                      |
| Tuition                                     | 6    | 8,438,412.00           | 5,358,496.00         |
| Operation                                   | 7    | 17,232,933.00          | 17,385,570.60        |
| Infrastructure                              | 8    | 14,516,451.00          | 17,787,234.00        |
| Boarding and School Fund                    | 9    | 108,901,277.85         | 41,403,203.75        |
| <b>Total Payments</b>                       |      | <b>149,089,073.85</b>  | <b>81,934,504.35</b> |
| <b>Surplus/Deficit</b>                      |      | <b>(13,105,036.10)</b> | <b>17,266,556.25</b> |

The school financial statements were approved on \_\_\_\_\_ 2022 and signed by:

Sign:   
 Name: LILIAN AKOTH ODERO  
 Chair BOM  
 Date: 10/07/2024

Sign:   
 Name: CHRISTINA G. BOTI M.  
 Principal/Secretary BOM  
 Date: 10/07/2024

Sign:   
 Name: CS. N. N. N. N.  
 Bursar/Finance Officer  
 Date: 10/07/2024

BISHOP OKOTH GIRLS  
 MBAGA SEC. SCHOOL  
 10 JUL 2024  
 PRINCIPAL/SEC.  
 P. O. Box 221 - 40100


BISHOP OKOTH MBAGA GIRLS' SECONDARY SCHOOL


Annual Report and Financial Statements For the year ended 30<sup>th</sup> June 2022


7 Statement of Assets and Liabilities As At 30th June 2022

| Description                            | Note | FY 2021-2022         | FY 2020-2021         |
|--|------|----------------------|----------------------|
| <b>Financial Assets:</b>               |      | <b>Kshs</b>          | <b>Kshs</b>          |
| <b>Cash and Cash Equivalents</b>       |      |                      |                      |
| Bank balances                          | 10   | 8,171,726.56         | 6,485,082.17         |
| Cash balances                          | 11   | 2,890.80             | 35,586.00            |
| Short term investments                 | 12   | -                    | -                    |
| <b>Total Cash and Cash Equivalents</b> |      | <b>8,174,617.36</b>  | <b>6,520,668.17</b>  |
| Accounts Receivables                   | 13   | 40,117,109.88        | 21,705,470.77        |
| <b>Total Financial Assets</b>          |      | <b>48,291,727.24</b> | <b>28,226,138.94</b> |
| <b>Financial Laibilities:</b>          |      |                      |                      |
| Accounts Payables                      | 14   | (34,136,544.80)      | (965,920.40)         |
| <b>NET FINANCIAL ASSETS</b>            |      | <b>14,155,182.44</b> | <b>27,260,218.54</b> |
| <b>Represented By:</b>                 |      |                      |                      |
| Accumulated Fund b/f                   | 15   | 27,260,218.54        | 9,993,662.29         |
| Surplus/deficit for the year           |      | (13,105,036.10)      | 17,266,556.25        |
| <b>NET FINANCIAL POSITION</b>          |      | <b>14,155,182.44</b> | <b>27,260,218.54</b> |

The school financial statements were approved on \_\_\_\_\_ 2022 and signed by:

Sign:   
 Name: LILIAN AKOTH ODERO  
 Chair BOM  
 Date: 10/07/2024

Sign:   
 Name: CHRISTINA GBETI M.  
 Principal/Secretary BOM  
 Date: 10/07/2024

Sign:   
 Name: \_\_\_\_\_  
 Bursar/Finance Officer  
 Date: 10/07/2024

BISHOP OKOTH GIRLS'  
 MBAGA SEC. SCHOOL  
 10 JUL 2024  
 PRINCIPAL/SEC.  
 P. O. Box 221 - 40100


BISHOP OKOTH MBAGA GIRLS' SECONDARY SCHOOL


Annual Report and Financial Statements For the year ended 30<sup>th</sup> June 2022

8 Statements of Cash Flows for the Year Ended 30th June 2022

| Description   | Note | FY 2021-2022           | FY 2020-2021          |
|---|------|------------------------|-----------------------|
| <b>Cashflows from Operating Activities:</b>               |      | <b>Kshs</b>            | <b>Kshs</b>           |
| <b>Receipts:</b>  |      |                        |                       |
| Government grants for Tuition                             | 1    | 5,955,356.80           | 4,599,520.50          |
| Government grants for Operations                          | 2    | 16,118,139.20          | 20,276,550.95         |
| Government grants for Infrastructure                      | 3    | 25,735,309.00          | 15,857,125.20         |
| School fund income - Parents' contributions/fees          | 4    | 88,015,217.75          | 57,465,632.55         |
| Miscellaneous income                                      | 5    | 160,015.00             | 1,002,231.40          |
| <b>Total Receipts</b>                                     |      | <b>135,984,037.75</b>  | <b>99,201,060.60</b>  |
| <b>Payments:</b>  |      |                        |                       |
| Cash outflows for Tuition                                 | 6    | 8,438,412.00           | 5,358,496.00          |
| Cash outflows for Operations                              | 7    | 17,232,933.00          | 17,385,570.60         |
| Government grants for Infrastructure                      | 8    | 14,516,451.00          | 17,787,234.00         |
| Cash outflows for Boarding and School fund                | 9    | 108,901,277.85         | 41,403,203.75         |
| <b>Total Payments</b>                                     |      | <b>149,089,073.85</b>  | <b>81,934,504.35</b>  |
| <b>Adjustments:</b>                                       |      |                        |                       |
| Increase (Decrease) in Accounts Recievable                |      | (18,411,639.11)        | (1,567,524.1          |
| Increase (Decrease) in Accounts Payable                   |      | 33,170,624.40          | (13,006,813.0         |
| Repayment of principal borrowings                         |      | 5,853,659.10           | 4,221,894.25          |
| Acquisition of assets under MIF                           |      | 14,516,451.00          | 17,787,234.00         |
| <b>Total Adjustments</b>                                  |      | <b>35,129,095.39</b>   | <b>7,434,791.10</b>   |
| <b>Net Cash inflow/outflow from Operating Activities</b>  |      | <b>22,024,059.29</b>   | <b>24,701,347.3</b>   |
| <b>Cash flow from Investing Activities:</b>               |      |                        |                       |
| Acquisition of assets under MIF                           |      | (14,516,451.00)        | (17,787,234.00        |
| Proceeds from sale of assets                              |      | -                      | -                     |
| Proceeds from investments                                 |      | -                      | -                     |
| Purchase of investments                                   |      | -                      | -                     |
| <b>Net Cash inflow/outflow from Investing Activities</b>  |      | <b>(14,516,451.00)</b> | <b>(17,787,234.00</b> |
| <b>Cash flow from Financing Activities:</b>               |      |                        |                       |
| Proceeds from borrowings/loans                            |      | -                      | -                     |
| Repayment of principal borrowings                         |      | (5,853,659.10)         | (4,221,894.20         |
| <b>Net cash inflow/outflow from Financing Activities</b>  |      | <b>(5,853,659.10)</b>  | <b>(4,221,894.20</b>  |
| <b>Net increase/decrease in cash and cash equivalents</b> |      | <b>1,653,949.19</b>    | <b>2,692,219.10</b>   |
| Cash and cash equivalents at the beginning of the FY      |      | 6,520,668.17           | 3,828,449.07          |
| <b>Cash and cash equivalents at the end of the FY</b>     |      | <b>8,174,617.36</b>    | <b>6,520,668.17</b>   |

The school financial statements were approved on \_\_\_\_\_ 2022 and signed by:

Sign:   
 Name: LILIAN AKOTH ODERO  
 Chair BOM  
 Date: 10/07/2024

Sign:   
 Name: CHRISTINE GBETI M.  
 Principal/Secretary BOM  
 Date: 10/07/2024

Sign:   
 Name: \_\_\_\_\_  
 Bursar/Finance Officer  
 Date: 10/07/2024

BISHOP OKOTH GIRLS'  
 MBAGA SEC. SCHOOL  
 10 JUL 2024  
 PRINCIPAL/SEC  
 P. O. Box 221 - 40100

9

## Statement of Budgeted versus Actual Amounts for the The Year Ended 30th June 2022

| Receipts/Expenses Item                    | Original Budget     | Adjustments | Final Budget        | Actual on Comparable Basis | % of Utilization |
|---|---------------------|-------------|---------------------|----------------------------|------------------|
|   | a                   | b           | c = a+b             | d                          | e = d/c %        |
|   | Kshs                | Kshs        | Kshs                | Kshs                       |                  |
| <b>RECEIPTS</b>                           |                     |             |                     |                            |                  |
| <b>(1) Capitation Grant on Tuition</b>    |                     |             |                     |                            |                  |
| Text books                                | -                   | -           | -                   | -                          | -                |
| Exercise Books                            | -                   | -           | -                   | -                          | -                |
| Laboratory equipment                      | -                   | -           | -                   | -                          | -                |
| Internal Exams                            | -                   | -           | -                   | -                          | -                |
| Teaching/Learning materials               | 5,663,242.00        | -           | 5,663,242.00        | -                          | -                |
| <b>Sub totals</b>                         | <b>5,663,242.00</b> | <b>-</b>    | <b>5,663,242.00</b> | <b>-</b>                   | <b>-</b>         |
| <b>(2) Capitation Grant for Operation</b> |                     |             |                     |                            |                  |
| Personal emoluments                       | -                   | -           | -                   | -                          | -                |
| Local transport & traveling               | -                   | -           | -                   | -                          | -                |
| Electricity, water & conservancies        | -                   | -           | -                   | -                          | -                |
| Medical & Insurance                       | -                   | -           | -                   | -                          | -                |
| Administration costs                      | -                   | -           | -                   | -                          | -                |
| Activity                                  | -                   | -           | -                   | -                          | -                |
| <b>Sub totals</b>                         | <b>-</b>            | <b>-</b>    | <b>-</b>            | <b>-</b>                   | <b>-</b>         |
| <b>Sub totals (1 &amp; 2)c/f</b>          | <b>5,663,242.00</b> | <b>-</b>    | <b>5,663,242.00</b> | <b>-</b>                   | <b>-</b>         |

BISHOP OKOTH MBAGA GIRLS' SECONDARY SCHOOL  
**Annual Report and Financial Statements For the year ended 30<sup>th</sup> June 2022**

**Statement of Budgeted versus Actual Amounts for the The Year Ended 30th June 2022**

|  | a                    | b | c                    | d                    | e = d/c %     |
|--|----------------------|---|----------------------|----------------------|---------------|
| <b>Sub totals (1 &amp; 2) b/f</b>                | <b>5,663,242.00</b>  | - | <b>5,663,242.00</b>  | -                    | -             |
| <b>(3) Grants for Infrastructure</b>             |                      |   |                      |                      |               |
| Maintenance & Improvement - MOE                  | 8,535,800.00         | - | 8,535,800.00         | -                    | -             |
| Maintenance & Improvement - Parents' MIF         | -                    | - | -                    | -                    | --            |
| Maintenance & Improvement - Parents' PTA Dev     | -                    | - | -                    | -                    | -             |
| <b>Sub totals</b>                                | <b>8,535,800.00</b>  |   | <b>8,535,800.00</b>  | -                    |               |
| <b>(4) Contribution from Parents/School Fund</b> |                      |   |                      |                      |               |
| Boarding fees                                    | 25,400,102.00        | - | 25,400,102.00        | 51,918,594.00        | 204.40        |
| Personal emoluments                              | 6,859,996.00         | - | 6,859,996.00         | 2,560,981.00         |               |
| Local transport & traveling                      | 3,027,596.00         | - | 3,027,596.00         | 853,503.00           | 28.19         |
| Electricity, water & conservancies               | 7,379,112.00         | - | 7,379,112.00         | 1,511,672.00         | 20.49         |
| Medical & Insurance                              | 2,438,800.00         | - | 2,438,800.00         | 320,773.00           | 13.15         |
| Administration costs                             | 4,159,896.00         | - | 4,159,896.00         | 1,002,415.00         | 24.10         |
| Activity   | 2,438,800.00         | - | 2,438,800.00         | 1,363,202.00         | 55.90         |
| <b>Sub totals</b>                                | <b>51,704,302.00</b> | - | <b>51,704,302.00</b> | <b>59,531,140.00</b> | <b>115.14</b> |
| <b>(5) Miscellaneous Income</b>                  |                      |   |                      |                      |               |
| Loans/Borrowings                                 | -                    | - | -                    | -                    | -             |
| Rent income                                      | -                    | - | -                    | -                    | -             |
| Income from Farming activities                   | -                    | - | -                    | -                    | -             |
| Insurance compensation                           | -                    | - | -                    | -                    | -             |
| Income from Bus hire                             | -                    | - | -                    | -                    | -             |
| <b>Sub totals</b>                                | -                    |   | -                    | -                    | -             |
| <b>TOTAL INCOME</b>                              | <b>65,903,344.00</b> | - | <b>65,903,344.00</b> | <b>59,531,140.00</b> | <b>90.33</b>  |

|  |                      |          |                      |                       |               |
|--|----------------------|----------|----------------------|-----------------------|---------------|
| <b>(6) Expenditure for Tuition</b>     |                      |          |                      |                       |               |
| Text books                             | -                    | -        | -                    | -                     | -             |
| Reference materials                    | -                    | -        | -                    | 573,600.00            | -             |
| Exercise Books                         | -                    | -        | -                    | 4,273,400.00          | -             |
| Laboratory equipment                   | -                    | -        | -                    | 464,455.00            | -             |
| Internal Exams                         | -                    | -        | -                    | 1,706,325.00          | -             |
| Teaching/Learning materials            | 5,663,242.00         | -        | 5,663,242.00         | 1,416,884.00          | 25.02         |
| Chalk & dusters                        | -                    | -        | -                    | -                     | -             |
| <b>Sub totals</b>                      | <b>5,663,242.00</b>  | <b>-</b> | <b>5,663,242.00</b>  | <b>8,434,664.00</b>   | <b>148.94</b> |
|  |                      |          |                      |                       |               |
|  |                      |          |                      |                       |               |
| <b>(7) Expenditure for Operation</b>   |                      |          |                      |                       |               |
| Personal emoluments                    | -                    | -        | -                    | 12,659,893.00         | -             |
| Local transport & traveling            | -                    | -        | -                    | 438,372.00            | -             |
| Electricity, water & conservancies     | -                    | -        | -                    | 1,650,478.00          | -             |
| Medical & Insurance                    | -                    | -        | -                    | 247,197.00            | -             |
| Administration costs                   | -                    | -        | -                    | 986,933.00            | -             |
| Activity                               | -                    | -        | -                    | 1,250,060.00          | -             |
| <b>Sub totals</b>                      | <b>-</b>             | <b>-</b> | <b>-</b>             | <b>17,232,933.00</b>  | <b>-</b>      |
|  |                      |          |                      |                       |               |
|  |                      |          |                      |                       |               |
|  |                      |          |                      |                       |               |
| <b>(8) Expenditure for School Fund</b> |                      |          |                      |                       |               |
| Personal emoluments                    | 25,400,102.00        | -        | 25,400,102.00        | 1,698,664.00          | 6.69          |
| Boarding                               | 6,859,996.00         | -        | 6,859,996.00         | 59,849,444.00         | 872.44        |
| Local transport & traveling            | 3,027,596.00         | -        | 3,027,596.00         | 5,318,958.00          | 175.68        |
| Electricity, water & conservancies     | 7,379,112.00         | -        | 7,379,112.00         | 10,907,157.00         | 147.81        |
| Medical & Insurance                    | 2,438,800.00         | -        | 2,438,800.00         | 88,160.00             | 3.61          |
| Administration costs                   | 4,159,896.00         | -        | 4,159,896.00         | 6,193,588.00          | 148.89        |
| Activity                               | 2,438,800.00         | -        | 2,438,800.00         | 1,602,190.00          | 65.70         |
| <b>Sub totals</b>                      | <b>51,704,302.00</b> | <b>-</b> | <b>51,704,302.00</b> | <b>85,658,161.00</b>  | <b>165.67</b> |
| <b>Sub Totals c/f</b>                  | <b>57,367,544.00</b> | <b>-</b> | <b>57,367,544.00</b> | <b>111,325,758.00</b> | <b>194.06</b> |

## Statement of Budgeted versus Actual Amounts for the The Year Ended 30th June 2022

| <b>(2) EXPENDITURE FOR INFRASTRUCTURE</b> |                      |          |                      |                       |                  |
|---|----------------------|----------|----------------------|-----------------------|------------------|
|   | <b>a</b>             | <b>b</b> | <b>c</b>             | <b>d</b>              | <b>f = d/c %</b> |
| <b>Sub Totals c/f</b>                     | <b>57,367,544.00</b> | -        | <b>57,367,544.00</b> | <b>111,325,758.00</b> |                  |
| <b>(9) EXPENDITURE FOR INFRASTRUCTURE</b> |                      |          |                      |                       |                  |
| Dormitory Project                         | -                    | -        | -                    | -                     | -                |
| Purchase of Furniture (Chairs & Lockers)  | -                    | -        | -                    | -                     | -                |
| Construction of 3 Additional Classes      | -                    | -        | -                    | -                     | -                |
| Construction of 3 Storey Tuition Block    | 8,535,800.00         | -        | 8,535,800.00         | 14,243,359.00         | 166.87           |
| <b>Sub Totals</b>                         | <b>8,535,800.00</b>  | -        | <b>8,535,800.00</b>  | <b>14,243,359.00</b>  |                  |
|   |                      |          |                      |                       |                  |
| <b>TOTAL EXPENDITURE</b>                  | <b>65,903,344.00</b> | -        | <b>65,903,344.00</b> | <b>125,569,117.00</b> | <b>190.54</b>    |



## **10 SIGNIFICANT ACCOUNTING POLICIES**

The principal accounting policies adopted in the preparation of these financial statements are set out here below;

### **Statement of compliance and basis of preparation**

The financial statements have been prepared in accordance with and comply with International Public Sector Accounting Standards (IPSAS) with particular emphasis on Cash Basis Financial Reporting, under the cash basis accounting and applicable government legislations and regulations. The financial statements comply with and conform to the form of presentation prescribed by the Public Sector Accounting Standards Board of Kenya.

This cash basis accounting has been supplemented with accounting for; (a) receivables and that include school fee from parents, imprest, salary advances and other receivables and b) payables that include deposits and retention and payables from operations.

The financial statements are presented in Kenya shillings, which is the functional and reporting currency of the school and all values are rounded off to the nearest Kenya Shilling (Kshs). The accounting policies adopted have been consistently applied to all the years presented.

### **2 Recognition of receipts and payments**

The school recognises all receipts from various sources when the event occurs and the related cash has actually been received by the school. In addition, the school recognises all expenses when the event occurs and the related cash has actually been paid out by the school. Income arising from school fees is recognized when the event occurs whether cash is received or not.

Expenditure arising from operations is recognised when the event occurs irrespective of receipt of cash.

### **3 In-kind contributions**

In-kind contributions are donations that are made to the school in form of actual goods and/or services rather than in money or cash terms. These donations may include vehicles, equipment or personal services. Where the financial value received for in-kind can be reliably determined, the school includes such values in the statement of receipts and payments both as a receipt and as a payment in equal and opposite amounts; otherwise, the contribution is not recorded.

### **4 Cash and cash equivalents**

Cash and cash equivalents comprise cash on hand and cash at bank, short-term deposits on call and highly liquid investments with an original maturity of three months or less, which are readily convertible to known amounts of cash and are subjected to insignificant risk of changes in value. Bank account balances include amounts held at various financial institutions at the end of the financial year.

## SIGNIFICANT ACCOUNTING POLICIES (Continued)

### 5 Accounts Receivable

For the purposes of these financial statements, imprests and advances to authorised public officers and/or institutions which were not surrendered or accounted for at the end of the financial year are treated as receivables. This is in recognition of the government practice where imprest payments are recognized as expenditure when fully accounted for by the imprest or AIE holders. This is an enhancement of the cash accounting policy. Other accounts receivables are disclosed in the financial statements.

### 6 Accounts Payable

For the purposes of these financial statements deposits and other retentions held on behalf of third parties have been recognized as accounts payables. This is in recognition of the government practice of retaining a portion of contracted services and works pending fulfilment of obligations by the contractor and to hold deposits on behalf of third parties.

Payables also includes expenditure incurred for the purchase of goods, works and services that has been rendered and not settled. This is an enhancement to the cash accounting policy adopted for public secondary schools. Other liabilities are disclosed in the financial statements.

### 7 Non Current Assets

Non current assets are expensed at the time of acquisition while disposal proceeds are recognized as receipts at the time of disposal. However, the acquisitions and disposals are reflected in the school fixed asset register a summary of which is provided as a memorandum to these financial statements.

### 8 Budget

The budget is developed on the same accounting basis (cash basis), the same accounts classification basis, and for the same period as the financial statements. The school's budget was approved by the Board of Management. A comparison of the actual performance against the comparable budget for the financial year under review has been included in the financial statements.

### 9 Comparative figures

Where necessary comparative figures for the previous year have been amended or reconfigured to conform to the required changes in presentation.

### 10 Subsequent events

There have been no event subsequent to the financial year end with a significant impact on the interim financial statements for the period ended 30<sup>th</sup> June 2022.

## 11 NOTES TO THE FINANCIAL STATEMENTS

### 1 Government Grant for Tuition

| Description                   | FY 2021-2022<br>Kshs | FY 2020-2021<br>Kshs |
|-------------------------------|----------------------|----------------------|
| Text books                    | -                    | -                    |
| Reference materials           | -                    | -                    |
| Exercise books                | -                    | -                    |
| Lab. equipment & chemicals    | -                    | -                    |
| Internal exams                | 5,955,356.80         | 4,599,520.50         |
| Teaching & learning resources | -                    | -                    |
| Chalk & dusters               | -                    | -                    |
| Teachers' guides              | -                    | -                    |
| <b>Total</b>                  | <b>5,955,356.80</b>  | <b>4,599,520.50</b>  |

### 2 Government Grant for Operations

| Description                 | FY 2021-2022<br>Kshs | FY 2020-2021<br>Kshs |
|-----------------------------|----------------------|----------------------|
| Personal emoluments         | -                    | -                    |
| Local transport & travel    | -                    | -                    |
| Electricity, water & conser | -                    | 285,800.00           |
| Medical & insurance         | -                    | -                    |
| Administrative costs        | -                    | 571,600.00           |
| Activity                    | -                    | 600,000.00           |
| BOM Teachers                | 16,118,139.20        | 18,819,150.95        |
| Other voteheads             | 16,118,139.20        | 20,276,550.95        |
| <b>Total</b>                | <b>16,118,139.20</b> | <b>20,276,550.95</b> |

### 3 Grants for Infrastructure

| Description                                      | FY 2021-2022<br>Kshs | FY 2020-2021<br>Kshs |
|--|----------------------|----------------------|
| Maintenance & Improvement Fund (MOE/GOK)         | 9,864,000.00         | 9,412,500.00         |
| Maintenance & Improvement Fund (Parents-MIF)     | 15,871,309.00        | 3,810,960.20         |
| Maintenance & Improvement Fund (Parents-PTA Dev) | -                    | -                    |
| Bank opening balance b/f (undercasted)           | -                    | 2,633,665.00         |
| <b>Total</b>                                     | <b>25,735,309.00</b> | <b>15,857,125.20</b> |

**4 School Fund Income - Parents' Contribution/Fees**

| Description                        | FY 2021-2022         | FY 2020-2021         |
|------------------------------------|----------------------|----------------------|
|                                    | Kshs                 | Kshs                 |
| Other voteheads                    | 28,484,077.75        | -                    |
| Boarding                           | 51,918,594.00        | 38,473,343.95        |
| Personal emoluments                | 2,560,981.00         | 6,800,965.50         |
| Local transport & travel           | 853,503.00           | 1,944,842.00         |
| Electricity, water & conservancies | 1,511,672.00         | 6,787,999.10         |
| Medical                            | 320,773.00           | 48,411.00            |
| Insurance (Life/Property)          | -                    | -                    |
| Administrative costs               | 1,002,415.00         | 3,060,466.00         |
| Activity                           | 1,363,202.00         | 349,605.00           |
| BOM teachers                       | -                    | -                    |
| PA Levies                          | -                    | -                    |
| Bank commissions                   | -                    | -                    |
| <b>Total</b>                       | <b>88,015,217.75</b> | <b>57,465,632.55</b> |

**5 Miscellaneous Incomes**

| Description                   | FY 2021-2022      | FY 2020-2021        |
|-------------------------------|-------------------|---------------------|
|                               | Kshs              | Kshs                |
| Rent                          | -                 | -                   |
| Farm unit                     | -                 | 472,450.00          |
| Insurance compensation        | -                 | -                   |
| Bus hire                      | -                 | 30,000.00           |
| Canteen                       | -                 | -                   |
| Loan Facility/Borrowing       | -                 | -                   |
| Replacements/Losses/Breakages | -                 | -                   |
| KCSE Exams                    | -                 | -                   |
| Uniforms                      | -                 | -                   |
| Tender fees                   | 100,000.00        | 59,000.00           |
| Refunds                       | 60,015.00         | 440,781.40          |
| <b>Total</b>                  | <b>160,015.00</b> | <b>1,002,231.40</b> |

**6 Payments for Tuition**

| Description                   | FY 2021-2022        | FY 2020-2021        |
|-------------------------------|---------------------|---------------------|
|                               | Kshs                | Kshs                |
| Reference materials           | 573,600.00          | 37,700.00           |
| Text books                    | -                   | -                   |
| Exercise books                | 4,273,400.00        | 1,948,900.00        |
| Lab. equipment & chemicals    | 464,455.00          | 755,801.00          |
| Internal exams                | 1,706,325.00        | 2,279,964.00        |
| Teaching & learning resources | 1,416,884.00        | 333,653.00          |
| Chalk & dusters               | -                   | -                   |
| Teachers' guides              | -                   | -                   |
| Bank charges                  | 3,748.00            | 2,478.00            |
| <b>Total</b>                  | <b>8,438,412.00</b> | <b>5,358,496.00</b> |

**7 Payments for Operations**

| Description                 | FY 2021-2022         | FY 2020-2021         |
|-----------------------------|----------------------|----------------------|
|                             | Kshs                 | Kshs                 |
| Other voteheads             | -                    | -                    |
| Personal emoluments         | 12,659,893.00        | 10,648,977.00        |
| Local transport & travel    | 438,372.00           | 1,080,862.00         |
| Electricity, water & conser | 1,650,478.00         | 2,659,974.60         |
| Medical & insurance         | 247,197.00           | 530,378.00           |
| Administrative costs        | 986,933.00           | 1,336,729.00         |
| Activity                    | 1,250,060.00         | 828,650.00           |
| KCSE Exams                  | -                    | -                    |
| BOM Teachers                | -                    | 300,000.00           |
| Bank charges                | -                    | -                    |
| <b>Total</b>                | <b>17,232,933.00</b> | <b>17,385,570.60</b> |

**8 Payments for Infrastructure**

| Description                      | FY 2021-2022         | FY 2020-2021         |
|----------------------------------|----------------------|----------------------|
|                                  | Kshs                 | Kshs                 |
| Classroom Project                | -                    | -                    |
| Dormitory Project                | -                    | 3,560,777.00         |
| Laboratory Project               | -                    | -                    |
| Chairs & Lockers Project         | -                    | -                    |
| Library Project                  | -                    | -                    |
| 3 Storey Tuition Block Project   | 14,243,359.00        | 13,218,631.00        |
| Others repairs: Dorm & Classroom | 271,000.00           | 1,004,858.00         |
| Toilets Project                  | -                    | -                    |
| Bank charges                     | 2,092.00             | 2,968.00             |
| <b>Total</b>                     | <b>14,516,451.00</b> | <b>17,787,234.00</b> |

**NOTES TO THE FINANCIAL STATEMENTS (Continued)**

**Payments for School Fund & Boarding**

| Description                        | FY 2021-2022          | FY 2020-2021         |
|------------------------------------|-----------------------|----------------------|
|                                    | Kshs                  | Kshs                 |
| Other voteheads                    | -                     | -                    |
| Boarding                           | 59,849,444.00         | 29,879,520.00        |
| Personal emoluments                | 1,698,664.00          | 1,565,856.00         |
| Local transport & travel           | 5,318,958.00          | 2,128,634.00         |
| Electricity, water & conservancies | 10,907,157.00         | 3,964,008.00         |
| Medical                            | 88,160.00             | 18,530.00            |
| Insurance (Life/Property)          | -                     | -                    |
| Administrative costs               | 6,193,588.00          | 1,470,027.00         |
| Activity                           | 1,602,190.00          | 518,440.00           |
| Bank charges                       | -                     | -                    |
| PA Levies                          | -                     | -                    |
| Refunds                            | 498,703.00            | 134,452.00           |
| BOM teachers                       | -                     | -                    |
| Uniforms                           | -                     | -                    |
| Tender fees                        | 20,000.00             | 25,000.00            |
| KCSE Exams                         | 11,750.00             | -                    |
| Canteen                            | -                     | -                    |
| Rent                               | -                     | -                    |
| Insurance compensation             | -                     | -                    |
| Farm unit                          | 453,430.00            | 269,600.00           |
| Service gratuity                   | -                     | -                    |
| Bus hire                           | -                     | -                    |
| Acquisition of Assets              | 20,000,000.00         | -                    |
| Loan Insurance/Costs               | -                     | -                    |
| Bus Fund                           | -                     | -                    |
| Loan Principal Repayment           | -                     | -                    |
| Loan Interest Repayment            | 2,259,233.85          | 1,429,136.75         |
| Replacements/Losses/Breakages      | -                     | -                    |
| <b>Total</b>                       | <b>108,901,277.85</b> | <b>41,403,203.75</b> |

**NOTES TO THE FINANCIAL STATEMENTS (Continued)**

**10 Bank Accounts**

| <b>Name of Bank Account</b>          | <b>Bank Account Number</b> | <b>FY 2021-2022<br/>Kshs</b> | <b>FY 2020-2021<br/>Kshs</b> |
|--------------------------------------|----------------------------|------------------------------|------------------------------|
| Tuition A/C - KCB Bank, Siaya        | A/C: 1108374743            | 16,766.00                    | 439,672.20                   |
| Operations A/C - KCB Bank, Siaya     | A/C: 1106812689            | 14,226.57                    | 968,435.37                   |
| Infrastructure A/C - KCB Bank, Siaya | A/C: 1182496385            | 2,100,144.00                 | 3,027,823.00                 |
| School Fund A/C - KCB Bank, Siaya    | A/C: 1106829840            | 1,877,346.70                 | 705,823.45                   |
| Savings A/C KCB BANK siaya           | A/C: 1105110974            | 366,236.44                   | 27,683.30                    |
| Savings A/C coop bank                | A/C:01120255813300         | 2,782,506.85                 | 1,315,644.85                 |
| Savings A/C equity bank              | A/C:0970282509880          | 1,014,500.00                 | -                            |
| NG-CDF A/C                           | A/C:                       | -                            | -                            |
| M-pesa Paybill                       | Paybill No.                | -                            | -                            |
| <b>Total</b>                         |                            | <b>8,171,726.56</b>          | <b>6,485,082.17</b>          |

**11 Cash in Hand**

| <b>Description</b> | <b>FY 2021-2022<br/>Kshs</b> | <b>FY 2020-2021<br/>Kshs</b> |
|--------------------|------------------------------|------------------------------|
| Notes & Coins      | 2,890.80                     | 35,586.00                    |
| <b>Total</b>       | <b>2,890.80</b>              | <b>35,586.00</b>             |

**12 Short Term Investments**

| <b>Description</b>     | <b>FY 2021-2022<br/>Kshs</b> | <b>FY 2020-2021<br/>Kshs</b> |
|------------------------|------------------------------|------------------------------|
| Cooperative Shares     | -                            | -                            |
| Treasury Bills         | -                            | -                            |
| Fixed Deposit Accounts | -                            | -                            |
| Others (Specify)       | -                            | -                            |
| <b>Total</b>           | <b>-</b>                     | <b>-</b>                     |

## 13 a) Accounts Receivable

| Description                              | FY 2021-2022         | FY 2020-2021         |
|--|----------------------|----------------------|
|  | Kshs                 | Kshs                 |
| Fees Arrears (See Ageing below)          | 38,560,022.62        | 17,266,878.37        |
| <b>Other Non-Fees Receivables:</b>       |                      |                      |
| Salary Advances (list/schedule attached) | 75,781.00            | (25,119.00)          |
| Direct Bankings (Net)                    | 1,388,806.26         | 4,458,711.40         |
| R/D Cheques (list/schedule attached)     | 92,500.00            | 5,000.00             |
| <b>Total</b>                             | <b>40,117,109.88</b> | <b>21,705,470.77</b> |

## b) Ageing Analysis of Accounts Receivable

| Description                      | FY 2021-2022         | % of the total | FY 2020-2021         | % of the total |
|----------------------------------|----------------------|----------------|----------------------|----------------|
| <b>Fees Arrears Receivables:</b> | Kshs                 |                | Kshs                 |                |
| Less than 1 year                 | 24,831,383.00        | 59%            | 3,785,445.75         | 16%            |
| Between 1 - 2 years              | 3,785,445.75         | 9%             | 4,256,872.00         | 18%            |
| Between 2 - 3 years              | 4,256,872.00         | 10%            | 5,309,152.00         | 22%            |
| Over 3 years                     | 9,224,560.62         | 22%            | 10,507,552.62        | 44%            |
| Arrears recovered                | (3,538,238.75)       | 0%             | (6,592,144.00)       | 0%             |
| <b>Total (Tied to 13a above)</b> | <b>38,560,022.62</b> | <b>100%</b>    | <b>17,266,878.37</b> | <b>100%</b>    |

## 14 a) Accounts Payable

| Description                                     | FY 2021-2022         | FY 2020-2021        |
|---|----------------------|---------------------|
|   | Kshs                 | Kshs                |
| Trade creditors (See Ageing Below & Appendix 1) | 9,270,807.00         | 4,135,001.00        |
| <b>Other Non-Trade Creditors:</b>               |                      |                     |
| Prepaid Fees                                    | 4,316,377.75         | (4,572,099.00)      |
| Loan - KCB bank                                 | 23,678,202.05        | 4,531,861.00        |
| Unpaid Salaries & Statutory deductions          | (147,943.00)         | (147,943.00)        |
| <b>Total</b>                                    | <b>37,117,443.80</b> | <b>3,946,819.00</b> |

## b) Ageing Analysis of Accounts Payables

| Description                     | FY 2021-2022        | % of the total | FY 2020-2021        | % of the total |
|---------------------------------|---------------------|----------------|---------------------|----------------|
|                                 | Kshs                |                | Kshs                |                |
| Less than 1 year                | 7,571,996.00        | 65%            | 5,563,294.00        | 72%            |
| Between 1 - 2 years             | 4,135,001.00        | 35%            | 2,193,923.00        | 28%            |
| Between 2 - 3 years             | -                   | 0%             | -                   | 0%             |
| Over 3 years                    | -                   | 0%             | -                   | 0%             |
| Creditors paid off              | (2,436,190.00)      | 0%             | (3,622,216.00)      | 0%             |
| <b>Total (Tied to 14 above)</b> | <b>9,270,807.00</b> | <b>100%</b>    | <b>4,135,001.00</b> | <b>100%</b>    |

**15 Fund Balance Brought Forward**

| <b>Description</b>     | <b>FY 2022-2023</b>  | <b>FY 2021-2022</b> |
|------------------------|----------------------|---------------------|
|                        | <b>Kshs</b>          | <b>Kshs</b>         |
| Bank balances          | 6,485,082.17         | 3824069.07          |
| Cash balances          | 35,586.00            | 4380.00             |
| Short Term Investments | -                    | -                   |
| Receivables            | 21,705,470.77        | 20,137,946.62       |
| Payables               | (965,920.40)         | -(13,972,733.40)    |
| <b>Total</b>           | <b>27,260,218.54</b> | <b>9,993,662.29</b> |

**BISHOP OKOTH MBAGA GIRLS' SECONDARY SCHOOL**  
**Annual Report and Financial Statements For the year ended 30<sup>th</sup> June 2022**

**Other Important Disclosure Notes:**

**16 Non-current Liabilities Summary**

| Description                   | FY 2021-2022 | FY 2020-2021 |
|-------------------------------|--------------|--------------|
|                               | Kshs         | Kshs         |
| Bank Loans                    | -            | -            |
| Outstanding Leases            | -            | -            |
| Hire Purchase                 | -            | -            |
| Gratuity and leave provisions | -            | -            |
| Others (specify)              | -            | -            |
| <b>Total</b>                  | -            | -            |

**17 Biological Assets**

| Description  | Number | FY 2021-2022 | FY 2020-2021 |
|--------------|--------|--------------|--------------|
|              |        | Kshs         | Kshs         |
| Cattle       | 0      | -            | -            |
| Goats        | 0      | -            | -            |
| Trees        | 0      | -            | -            |
| Poultry      | 0      | -            | -            |
| <b>Total</b> |        | -            | -            |

**18 Borrowings**

| Description                             | FY 2021-2022         | FY 2020-2021        |
|---|----------------------|---------------------|
|   | Kshs                 | Kshs                |
| Borrowings at the beginning of the year | 4,531,861.15         | 8,753,755.40        |
| Borrowings during the year              | 25,000,000.00        | -                   |
| Repayments during the year              | (5,853,659.10)       | (4,221,894.25)      |
| <b>Balance at the end of the year</b>   | <b>23,678,202.05</b> | <b>4,531,861.15</b> |

**19 Stock/Inventory**

| Description            | FY 2021-2022 | FY 2020-2021 |
|------------------------|--------------|--------------|
|                        | Kshs         | Kshs         |
| Foodstuffs             | -            | -            |
| Lab consumable         | -            |              |
| Farm produce           |              |              |
| Construction materials |              |              |
| Others (specify)       |              |              |
| <b>Total</b>           | -            | -            |

**20 Progress on Follow Up Of Auditor Recommendations**

The following is the summary of issues raised by the external auditor, and the management comments that were provided to the auditor.

| Ref. | No. Issue/Observation from Auditor | Management comments | Status:<br>(Resolved/<br>Not Resolved) | Timeframe:<br>Date to be<br>Resolved |
|------|------------------------------------|---------------------|--|--------------------------------------|
| 1    |                                    |                     |  |                                      |
| 2    |                                    |                     |  |                                      |
| 3    |                                    |                     |  |                                      |
| 4    |                                    |                     |  |                                      |
| 5    |                                    |                     |  |                                      |

Name .....

Sign..... Date.....

**Principal.**

## 12. Annexes

## Annex 1 - Analysis of Pending Accounts Payables

|                                      | Original<br>Amount  | Date<br>Contracted | Amount paid<br>to date | Outstanding<br>Balance<br>2021-2022<br>d=a-c<br>Kshs | Outstanding<br>Balance<br>2020-2021<br>Kshs | Comments       |
|--------------------------------------|---------------------|--------------------|------------------------|--|---|----------------|
| Supplier of Goods or Services        | a<br>Kshs           | b<br>Kshs          | c<br>Kshs              |  |   |                |
| <b>Infrastructure/MIF Account:</b>   |                     |                    |                        |  |   |                |
| <b>a) Project expenses</b>           |                     |                    |                        |  |   |                |
| -                                    | -                   |                    | -                      | -  | -   |                |
| -                                    | -                   |                    | -                      | -  | -   |                |
| -                                    | -                   |                    | -                      | -  | -   |                |
| -                                    | -                   |                    | -                      | -  | -   |                |
| <b>Sub Total c/f</b>                 | -                   |                    | -                      | -  | -   |                |
|                                      |                     |                    |                        |  |   |                |
|                                      |                     |                    |                        |  |   |                |
| <b>School Fund/Boarding Account:</b> |                     |                    |                        |  |   |                |
| <b>b) Supply of Goods</b>            |                     |                    |                        |  |   |                |
| 1. Dalu Energy Systems               | 3,900,000.00        |                    | -                      | 3,900,000.00   | -   | Beds & Benches |
| 2. The Copy Cat Ltd                  | 875,846.00          |                    | -                      | 875,846.00   | -   | Toners & Ink   |
| -                                    | -                   |                    | -                      | -  | -   |                |
| -                                    | -                   |                    | -                      | -  | -   |                |
| -                                    | -                   |                    | -                      | -  | -   |                |
| -                                    | -                   |                    | -                      | -  | -   |                |
| -                                    | -                   |                    | -                      | -  | -   |                |
| -                                    | -                   |                    | -                      | -  | -   |                |
| -                                    | -                   |                    | -                      | -  | -   |                |
| <b>Sub Total c/f</b>                 | <b>4,775,846.00</b> |                    | -                      | <b>4,775,846.00</b>                                  | -   |                |

BISHOP OKOTH MBAGA GIRLS' SECONDARY SCHOOL  
 Annual Report and Financial Statements For the year ended 30<sup>th</sup> June 2022

Cont'd:

|                                      |                     |  |   |                     |   |   |
|--------------------------------------|---------------------|--|---|---------------------|---|---|
| <b>School Fund/Boarding Account:</b> |                     |  |   |                     |   |   |
| <b>Balance b/d:</b>                  | <b>4,775,846.00</b> |  | - | <b>4,775,846.00</b> | - | - |
| -                                    | -                   |  | - | -                   | - | - |
| -                                    | -                   |  | - | -                   | - | - |
| -                                    | -                   |  | - | -                   | - | - |
| -                                    | -                   |  | - | -                   | - | - |
| -                                    | -                   |  | - | -                   | - | - |
| -                                    | -                   |  | - | -                   | - | - |
| -                                    | -                   |  | - | -                   | - | - |
| -                                    | -                   |  | - | -                   | - | - |
| -                                    | -                   |  | - | -                   | - | - |
| -                                    | -                   |  | - | -                   | - | - |
| -                                    | -                   |  | - | -                   | - | - |
| -                                    | -                   |  | - | -                   | - | - |
| -                                    | -                   |  | - | -                   | - | - |
| <b>Sub Total c/f</b>                 | <b>4,775,846.00</b> |  | - | <b>4,775,846.00</b> | - | - |

## 12. Annexes

## Annex 1 - Analysis of Pending Accounts Payables

| Supplier of Goods or Services | Original Amount<br>a<br>Kshs | Date Contracted<br>b<br>Kshs | Amount paid to date<br>c<br>Kshs | Outstanding Balance 2021-2022<br>d=a-c<br>Kshs | Outstanding Balance 2020-2021<br>Kshs | Comments            |
|-------------------------------|------------------------------|------------------------------|----------------------------------|--|---------------------------------------|---------------------|
| <b>c) Supply of Goods</b>     |                              |                              |                                  |  |                                       |                     |
| <b>Tuition Account:</b>       |                              |                              |                                  |  |                                       |                     |
| 1. Pezi Publishers            | 190,600.00                   |                              | -                                | 190,600.00                                     | -                                     | Reference materials |
| 2. Anvi Emporium              | 264,450.00                   |                              | -                                | 264,450.00                                     | -                                     | Exercise Books      |
| 3. Donmak Enterprises         | 704,600.00                   |                              | -                                | 704,600.00                                     | -                                     | Exercise Books      |
| 4. Pilona Enterprises         | 600,000.00                   |                              | -                                | 600,000.00                                     | -                                     | Exercise Books      |
| 5. Powermuss Enterprises      | 804,500.00                   |                              | -                                | 804,500.00                                     | -                                     | Exercise Books      |
| 6. Suba General Supplies      | 232,000.00                   |                              | -                                | 232,000.00                                     | -                                     | Reference materials |
| -                             | -                            |                              | -                                | -  | -                                     | -                   |
| <b>Sub Total c/f</b>          | <b>2,796,150.00</b>          |                              |                                  | <b>2,796,150.00</b>                            |                                       |                     |
|                               |                              |                              |                                  |  |                                       |                     |
| <b>Operation Account:</b>     |                              |                              |                                  |  |                                       |                     |
| -                             | -                            |                              | -                                | -  | -                                     | -                   |
| -                             | -                            |                              | -                                | -  | -                                     | -                   |
| -                             | -                            |                              | -                                | -  | -                                     | -                   |
| -                             | -                            |                              | -                                | -  | -                                     | -                   |
| -                             | -                            |                              | -                                | -  | -                                     | -                   |
| -                             | -                            |                              | -                                | -  | -                                     | -                   |
| -                             | -                            |                              | -                                | -  | -                                     | -                   |
| <b>Sub Total c/f</b>          | <b>-</b>                     |                              | <b>-</b>                         | <b>-</b>                                       | <b>-</b>                              |                     |

## 12. Annexes

## Annex 1 - Analysis of Pending Accounts Payables

| Supplier of Goods or Services                        | Original Amount<br>a<br>Kshs | Date Contracted<br>b<br>Kshs | Amount paid to date<br>c<br>Kshs | Outstanding Balance 2021-2022<br>d=a-c<br>Kshs | Outstanding Balance 2020-2021<br>Kshs | Comments |
|--|------------------------------|------------------------------|----------------------------------|--|---------------------------------------|----------|
|  |                              |                              |                                  |  |                                       |          |
| <b>Sub-total (Infrastructure Projects - SFA) b/f</b> | -                            |                              | -                                | -  | -                                     |          |
| <b>Sub-total (Supply of Goods - School Fund) b/</b>  | <b>4,775,846.00</b>          |                              | -                                | <b>4,775,846.00</b>                            | -                                     |          |
| <b>Sub-total (Supply of Goods - Tuition) b/f</b>     | <b>2,796,150.00</b>          |                              | -                                | <b>2,796,150.00</b>                            | -                                     |          |
| <b>Sub-total (Supply of Goods - Operation) b/f</b>   | -                            |                              | -                                | -  | -                                     |          |
|  |                              |                              |                                  |  |                                       |          |
|  |                              |                              |                                  |  |                                       |          |
| <b>c) Supply of Services</b>                         |                              |                              |                                  |  |                                       |          |
| -  | -                            |                              | -                                | -  | -                                     |          |
| -  | -                            |                              | -                                | -  | -                                     |          |
| -  | -                            |                              | -                                | -  | -                                     |          |
| -  | -                            |                              | -                                | -  | -                                     |          |
| -  | -                            |                              | -                                | -  | -                                     |          |
| -  | -                            |                              | -                                | -  | -                                     |          |
| -  | -                            |                              | -                                | -  | -                                     |          |
| -  | -                            |                              | -                                | -  | -                                     |          |
| -  | -                            |                              | -                                | -  | -                                     |          |
| -  | -                            |                              | -                                | -  | -                                     |          |
| -  | -                            |                              | -                                | -  | -                                     |          |
| -  | -                            |                              | -                                | -  | -                                     |          |
| -  | -                            |                              | -                                | -  | -                                     |          |
| <b>Sub Total c/f</b>                                 | -                            |                              | -                                | -  | -                                     |          |
| <b>Grand Total</b>                                   | <b>7,571,996.00</b>          |                              | -                                | <b>7,571,996.00</b>                            | -                                     |          |

## ANNEX 2 - Summary of Fixed Assed Register

| Asset Class                              | Date of Purchase | Location | Historical cost b/f 1st January, 2021 (Kshs) | Additions during the year (Kshs) | Disposals during the year (Kshs) | Historical cost c/f 30th June 2022 (Kshs) |
|--|------------------|----------|--|----------------------------------|----------------------------------|---|
| Land 1                                   | 2022             | Siaya    | 20,000,000.00                                | -                                | -                                | 20,000,000.00                             |
| Buildings and Structures                 | -                | Siaya    | 187,498,585.00                               | -                                | -                                | 187,498,585.00                            |
| School Bus                               | -                | Siaya    | 3,500,000.00                                 | -                                | -                                | 2,800,000.00                              |
| School Van                               | -                | Siaya    | 450,000.00                                   | -                                | -                                | 225,000.00                                |
| Office Equipment, Furniture and Fittings | -                | Siaya    | 5,671,100.00                                 | -                                | -                                | 4,415,095.00                              |
| Textbooks                                | -                | -        | -  | -                                | -                                | -   |
| ICT Equipment & Other ICT Assets         | -                | Siaya    | 725,000.00                                   | 117,100.00                       | -                                | 842,100.00                                |
| Tools and Apparatus                      | -                | -        | -  | -                                | -                                | -   |
| Other Machinery and Equipment            | -                | -        | -  | -                                | -                                | -   |
| Kitchen and Dinning Assets               | -                | Siaya    | 1,286,000.00                                 | -                                | -                                | 977,700.00                                |
| Dormintory Assets                        | -                | Siaya    | 12,480,000.00                                | -                                | -                                | 10,608,000.00                             |
| Classroom Assets                         | -                | Siaya    | 14,700,000.00                                | -                                | -                                | 8,820,000.00                              |
| Machinery and Equipment                  | -                | Siaya    | 565,000.00                                   | -                                | -                                | 422,750.00                                |
| Intangible Assets - Software             | -                | -        | -  | -                                | -                                | -   |
| <b>Total</b>                             | -                | -        | <b>246,875,685.00</b>                        | <b>117,100.00</b>                | -                                | <b>236,609,230.00</b>                     |

**BISHOP OKOTH MBAGA GIRLS' SECONDARY SCHOOL**  
**Annual Report and Financial Statements For the year ended 30<sup>th</sup> June 2022**

**Annex 3 - Summary of Fees Arrears Per Class As At 30th June 2022**

| CLASS        | FY 2021-2022         | FY 2020-2021        |
|--------------|----------------------|---------------------|
| FORM ONE     | 2,394,090.00         | -                   |
| FORM TWO     | 8,199,221.00         | 1,082,547.00        |
| FORM THREE   | 7,199,982.00         | 1,164,833.00        |
| FORM FOUR    | 7,038,090.00         | 1,538,065.75        |
| <b>TOTAL</b> | <b>24,831,383.00</b> | <b>3,785,445.75</b> |

**Annex 4 - Summary of Fees Arrears Per Votehead As At 30th June 2022**

| Voteheads                          | FY 2021-2022         | FY 2020-2021 |
|------------------------------------|----------------------|--------------|
| Boarding                           | 13,190,144.25        | -            |
| Personal emoluments                | -                    | -            |
| MIF/DORM & CLASS                   | 5,038,492.00         | -            |
| PA Development Fund                | -                    | -            |
| Local transport & travel           | -                    | -            |
| Electricity, water & conservancies | -                    | -            |
| Administrative costs               | -                    | -            |
| Medical                            | -                    | -            |
| Insurance (Life/Property)          | -                    | -            |
| Activity                           | 320,380.00           | -            |
| PA Levies                          | -                    | -            |
| Other voteheads                    | 6,282,366.75         | -            |
| <b>TOTAL</b>                       | <b>24,831,383.00</b> | <b>-</b>     |

**Annex 5 - Summary of Prepaid Fees As At 30th June 2022**

|              | NAME | FORM | RECEIPT NO. | FY 2021-2022        | FY 2020-2021 |
|--------------|------|------|-------------|---------------------|--------------|
| Prepayments  |      |      |             | 8,888,477.50        | -            |
|              |      |      |             |                     |              |
|              |      |      |             |                     |              |
|              |      |      |             |                     |              |
|              |      |      |             |                     |              |
| <b>TOTAL</b> |      |      |             | <b>8,888,477.50</b> | <b>-</b>     |

**BISHOP OKOTH MBAGA GIRLS' SECONDARY SCHOOL**  
**Annual Report and Financial Statements For the year ended 30<sup>th</sup> June 2022**

**Annex 6 - Summary of Sundry Creditors Per Account Per Votehead As At 30th June 2021**

| Description                                   | FY 2021-2022        | FY 2020-2021 |
|---|---------------------|--------------|
|   | KSHS                | KSHS         |
| <b>a) School Fund &amp; Boarding Account:</b> |                     |              |
| Boarding                                      | 3,900,000.00        | -            |
| Personal emoluments                           | -                   | -            |
| MIF/DORM & CLASS                              | -                   | -            |
| PA Development Fund                           | -                   | -            |
| Local transport & travel                      | -                   | -            |
| Electricity, water & conservancies            | -                   | -            |
| Medical                                       | -                   | -            |
| Insurance (Life/Property)                     | -                   | -            |
| Administrative costs                          | 875,846.00          | -            |
| Activity                                      | -                   | -            |
| <b>Sub-Total c/f</b>                          | <b>4,775,846.00</b> | -            |
| <b>b) Operations Account:</b>                 |                     |              |
| Personal emoluments                           | -                   | -            |
| MIF fund                                      | -                   | -            |
| Local transport & travel                      | -                   | -            |
| Electricity, water & conser                   | -                   | -            |
| Medical & insurance                           | -                   | -            |
| Administrative costs                          | -                   | -            |
| Activity                                      | -                   | -            |
| <b>Sub-Total c/f</b>                          | -                   | -            |
| <b>c) Tuition Account:</b>                    |                     |              |
| Reference materials                           | 422,600.00          | -            |
| Text books                                    | -                   | -            |
| Exercise books                                | 2,109,100.00        | -            |
| Lab. equipment & chemicals                    | -                   | -            |
| Internal exams                                | -                   | -            |
| Teaching & learning resources                 | 264,450.00          | -            |
| Chalk & dusters                               | -                   | -            |
| Teachers' guides                              | -                   | -            |
| <b>Sub-Total c/f</b>                          | <b>2,796,150.00</b> | -            |
| <b>d) MIF Account:</b>                        |                     |              |
| Classroom Project                             | -                   | -            |
| Dormitory Project                             | -                   | -            |
| Laboratory Project                            | -                   | -            |
| Chairs & Lockers Project                      | -                   | -            |
| <b>Sub-Total c/f</b>                          | -                   | -            |
| <b>Grand Total (a-c)</b>                      | <b>7,571,996.00</b> | -            |