

REPUBLIC OF KENYA



Enhancing Accountability

REPORT

THE NATIONAL ASSEMBLY PAPERS LAID	
DATE: 30 JUL 2025	DAY: Wednesday
TABLED BY: Hon. Owen Baya, CBS, MP Deputy Majority Leader	
CLERK AT THE TABLE: Lomale	

PARLIAMENT
OF KENYA
LIBRARY

OF

THE AUDITOR-GENERAL

ON

KAINUK MIXED SECONDARY SCHOOL

FOR THE SIX MONTHS ENDED

30 JUNE, 2021

TURKANA COUNTY





**KAINUK MIXED SECONDARY SCHOOL
PUBLIC SECONDARY SCHOOL
ANNUAL REPORT AND FINANCIAL STATEMENTS
FOR SIX MONTHS FOR THE PERIOD ENDED
30th June 2021**

Prepared in accordance with the Cash Basis of Accounting Method under the International Public Sector Accounting Standards (IPSAS)

Table of Contents	Page
I. KEY SCHOOL INFORMATION AND MANAGEMENT	2
II. SUMMARY REPORT OF PERFORMANCE OF THE SCHOOL	6
III. STATEMENT OF SCHOOL MANAGEMENT RESPONSIBILITY	19
IV. REPORT OF THE INDEPENDENT AUDITORS ON THE ANNUAL FINANCIAL STATEMENTS OF KAINUK MIXED SECONDARY SCHOOL FOR THE YEAR ENDING 30 TH JUNE 2021	20
V. STATEMENT OF RECEIPTS AND PAYMENTS PERIOD TO 30 TH JUNE 2021	21
VI. STATEMENT OF FINANCIAL ASSETS AND FINANCIAL LIABILITIES AS AT 30 TH JUNE 2021 22	
VII. STATEMENT OF CASH FLOWS FOR THE PERIOD ENDED 30 TH JUNE 2021	23
VIII. STATEMENT OF BUDGETED VERSUS ACTUAL AMOUNTS FOR THE YEAR ENDED 30 TH JUNE 2021	24
IX. SIGNIFIGANT ACCOUNTING POLICIES	27
X. NOTES TO THE FINANCIAL STATEMENTS	29

I. KEY SCHOOL INFORMATION AND MANAGEMENT

(a) Background information

The school is domiciled in Kenya and its operations are governed under the Basic Education Act, 2013. It is in Turkana County, Aroo Sub-County.

The school was registered on **26th March 2014** under registration number **PU/S/38427/14** and is currently categorized as County Public secondary school established, owned and operated by the Government.

The school is a **Mixed** Boarding Secondary School and had **661** students as at **30th June 2021**. It has **three** streams and **27** teachers of which **3** teachers are employed by the School Board of Management.

(b) School Board of Management - Board Members

The School Board of Management established under Section 55 of the Basic Education Act, 2013; is composed of the following members:

Ref:	Name of Board Member	Designation	Date of appointment
1	Mr. Peter Hereng	Chairman	13/5/2019
2	Mr. Maurice Musundi	Secretary – Principal	13/5/2019
3	Mrs. Everlyne Emekwi	Member – Rep local Community	13/5/2019
4	Mrs. Vanice Longole	Member – Rep local Community	13/5/2019
6	Mr. Sammy Randale	Member – Rep local Community	13/5/2019
7	Mr. Francis Mbotela	Member – Rep local Community	13/5/2019
8	Mr. Peter Locham	Member – Rep local Community	13/5/2019
9	Mr. Darlington Lokosio	Member – Rep local Community	13/5/2019
10	Ms. Rosebella Amodoi	Member – Co-opted	13/5/2019
11	Mr. Simon Kalotum	Member – Rep CEB	13/5/2019
12	Mr. Kisa Soyekwo	Member Rep Teachers	13/5/2019
13	Pst. Tum Amos	Member - Sponsor	13/5/2019
14	Fr. Antonio Zerani	Member - Sponsor	13/5/2019
15	Pst. Godnam Lokoel	Member - Sponsor	13/5/2019
16	Mrs. Margaret Lomulen	Member - Rep Special interest group	13/5/2019
17	Ms. Clare Ame	Member Special Needs	13/5/2019
18	Margret Cheptoo	Rep Students	13/5/2019

Kainuk Mixed Secondary School
Public secondary school
Annual Report and Financial Statements
For six months for the period ended 30th June 2021

The functions of the School Board of Management are to:

- Promote the best interests of the School and ensure its development.
- Promote quality education for all pupils in accordance with the standards set under the Basic Education Act, of 2013.
- Ensure and assure the provision of proper and adequate facilities for the School.
- Manage the School's affairs in accordance with the rules and regulations governing occupational safety and health.
- Advise the County Education Board on the staffing needs of the School.
- Determine cases of pupils' discipline and make reports to the CEB.
- Prepare comprehensive termly report on all areas of its mandate and submit the report to CEB.
- Administer and manage the resources of the School.
- Receive, collect and account for any funds accruing to the institution in accordance with Article 226 (1) (a) of the Constitution of Kenya, Section 81 of the Public Finance Management Act, 2012 and the Fourth Schedule paragraph 21 and 23 of the Basic Education Act, 2013.

(c) Committees of the Board

Ref:	Name of Committee	Names of Members	Designation	Number of meetings attended during the year
1	Executive Committee	Mr. Peter Hereng Mr. Maurice Musundi Mrs. Vanice Longole Mr. Lokosio Darlington Mrs. Margret Lomulen	Chairman Secretary Member Member Member	3 out of 3 3 out of 3 3 out of 3 3 out of 3 3 out of 3
2	Audit Committee	Ms. Clare Ame Mr. Lokoriso Darlington Mrs. Margret Lomulen Mr. Peter Hereng Mr. Maxim Inganga	Chair Secretary Member Member Schools Auditor	3 out of 3 3 out of 3 3 out of 3 3 out of 3 3 out of 3
3	Finance, procurement and general purposes Committee	Mr. Peter Hereng Mr. Maurice Musundi Mrs. Vanice Longole Mrs. Margaret Lomulen	Chairperson Secretary Member Member	3 out of 3 3 out of 3 3 out of 3 3 out of 3

Kainuk Mixed Secondary School
Public secondary school
Annual Report and Financial Statements
For six months for the period ended 30th June 2021

4	Academic / Discipline Committee	Mr. Francis Mbotela Mrs. Everlyne Emekwi Mr. Darlington Lokosio Mr. Maurice Musundi	Chairperson Secretary Member Member	3 out of 3 3 out of 3 3 out of 3 3 out of 3
5	Development Committee	Mr. Sammy Randale Mrs. Margaret Lomulen Mr. Maurice Musundi Mr. Godnam Lokoel Mr. Kitoi Johnstone	Chairman Secretary Member Member Scde- Ministry	3 out of 3 3 out of 3 3 out of 3 3 out of 3 3 out of 3
7	SIMSC Committee	Mr. Churchil Allan Mrs. Mercy Nabalayo Mrs. Vanice Longole Mr. Godnam Lokoel	Chairperson Secretary Member Member	3 out of 3 3 out of 3 3 out of 3 3 out of 3
8	Tendering Committee	Mr. Sammy Randale Mr. Francis Mbotela Mr. Peter Hereng Mr. Lokosio Darlington Mrs. Margret Lomulen	Chairperson Secretary Member Member Member	3 out of 3 3 out of 3 3 out of 3 3 out of 3 3 out of 3
9	Insepection and evaluation Committee	Mrs. Margret Lomulen Mr. Maurice Musundi Mr. Lokosio Darlington Mr. Francis Mbotela	Chairperson Secretary Member Member	3 out of 3 3 out of 3 3 out of 3 3 out of 3

(d) School operation Management

For the financial year ended 30th June, 2021 the School's day-to-day management was under the following persons:

Ref:	Designation	Name	TSC Number
1	Principal	Mr. Maurice Musundi	TSC No. 333587
2	Deputy Principal	Mr. Churchil Allan	TSC No. 502790
3	School Bursar	Mr. George Barasa	ID Number: 11659779

(e) Schools contacts

Post Office Box: 511 - 30500 Lodwar
Telephone: 07-95-95-40-56
E-mail: kainukmixedsec@gmail.com
Website: None
Facebook: None
Twitter: None

(f) School Bankers

Details of the school bankers.

1. Name of the Bank : Kenya Commercial Bank
Branch : Lodwar
Account Number : 1107209447
Account Name : School Fund Account
2. Name of the Bank : Kenya Commercial Bank
Branch : Lodwar
Account Number : 11077237211
Account Name : Operation Account
3. Name of the Bank : Kenya Commercial Bank
Branch : Lodwar
Account Number : 1107172608
Account Name : Tuition Account
4. Name of the Bank : Kenya Commercial Bank
Branch : Lodwar
Account Number : 1217355545
Account Name : Infrastructure Account
5. Name of the Bank : Kenya Commercial Bank
Branch : Lodwar
Account Number : 1113583843
Account Name : Economic stimulus Account
6. M- pesa Paybill Number: 522123, Account Number 85535K attached to KCB bank Account Number 1107209447.

(g) Independent Auditors

Office of the Auditor General
Anniversary Towers, University Way
P.O. Box 30084
GPO 00100
Nairobi, Kenya.

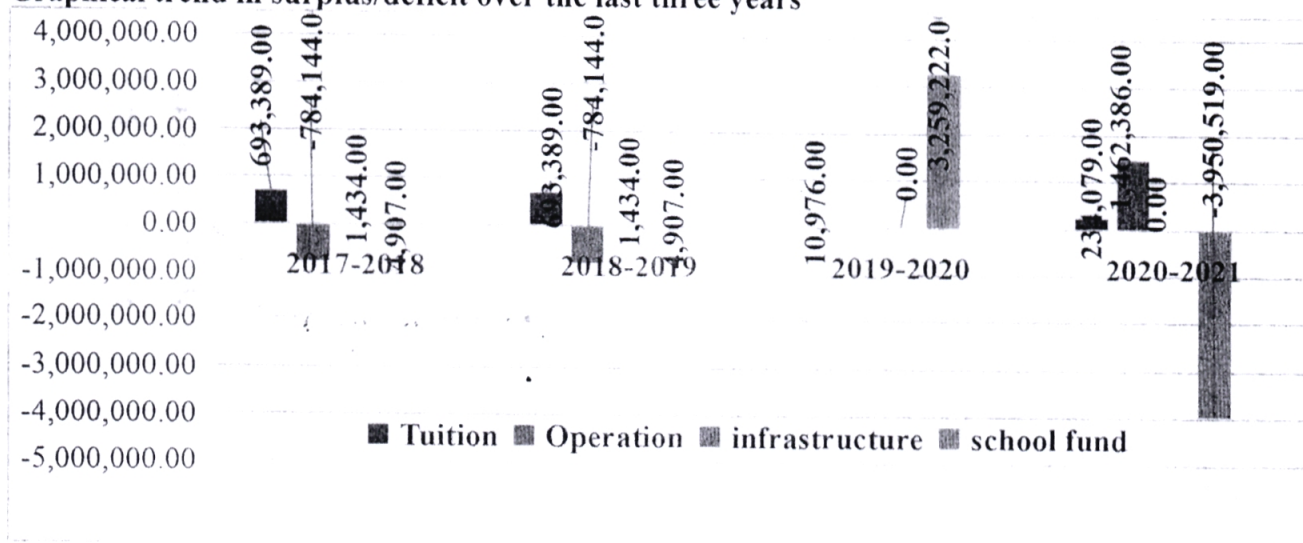
II. SUMMARY REPORT OF PERFORMANCE OF THE SCHOOL

The following is a summary report of the performance of the school against the set performance evaluation criteria:

a) Financial performance:

Surplus /deficit during the year and a comparison of the same for the last three years				
Accounts	2020-2021	2019-2020	2018-2019	2017-2018
	Ksh.	Ksh.	Ksh.	Ksh.
1. Tuition Account	234,079	10,976	693,389	646,461
2. Operation Account	1,462,386	9,917	(784,144)	378,749
3. Infrastructure Account	0	0	1,434	143,384
4. School Fund Account	(3,950,519)	3,259,222	4,907	716,867
Total	(2,254,054)	3,280,115	(84,414)	1,885,461
<i>increase/decrease</i>	<i>(5,534,169)</i>	<i>3,195,701</i>	<i>(1,969,875)</i>	<i>1,885,461</i>

Graphical trend in surplus/deficit over the last three years

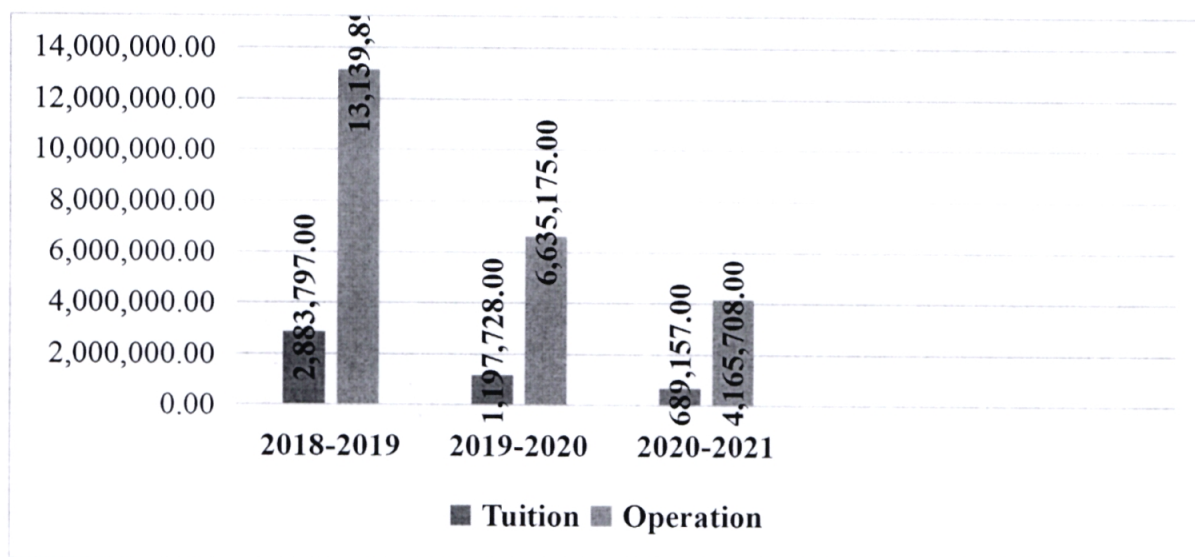


Explanations:

During the financial year 2020 – 2021 the school had a total deficit of Ksh. 2,254,054 while during the financial year 2019 - 2020 there was a surplus of Ksh. 3,280,115 representing a decrease in total surplus by Ksh. 5,534,169. This is because during the financial year 2020-2021 the school was less funded by Ministry of Education and most parents filed to pay students fees on time. In addition, the financial year 2020-2021 covers 6 months while the financial year 2019-2020 covers 12 months.

Capitation Grants from the Ministry of Education for the last three years				
S/No	Account	2020-2021	2019-2020	2018 – 2019
		Ksh	Ksh	Ksh
1	Tuition Account	689,157	1,197,728	2,883,797
2	Operation Account	4,165,708	6,635,175	13,139,894
	Total	4,854,865	7,832,903	16,023,691
	Increase/Decrease	(2,978,038)	(8,190,788)	3,145,600
	No of Students –NEMIS	540	478	652
	Actual number of students - class register	578	478	652
	Ratio of Capitation per student	1:8,990	1:16,387	1:16,387

Trend in capitation grants over the last three years



Explanations:

The total capitation grants received by the school from the Ministry of Education during the financial year 2020-2021 was Ksh. 4,854,865 while the total capitation grants received by the school during financial year 2019 - 2020 was Ksh. 7,832,903 representing a decrease in total capitation by Ksh. 2,978,038. This is because the financial year 2020-2021 covers 6 months while the financial year 2019-2020 covers 12 months.

Ratio of capitation for the past three years

Date	Actual number of students	Nemis Enrolment	Total capitation grants received for Tuition	Capitation rate for Tuition	Total Capitation grants received for Operation	Capitation Rate for Operation
2020-2021						
16/4/2021	661	661	470,302	1:711	1,848,156	1:2,796
9/4/2021	586	480	288,600	1:601	1,617,600	1:3,370
7/12/2020	586	478	164,910	1:345	1,624,029	1:3,398
1/11/2020	120	120	234,655	1,173	(924,077)	1:7,700
	1,953	1,739	689,157	1:396	4,165,708	1:2,395
2019-2020						
5/8/2020	478	478	478	1:1	1,780,550	1:3,725
11/12/2019	605	605	1,119,250	1:1,850	4,794,625	1:7,925
			0	0	60,000	
	1,083	1,083	1,119,728	1:1,034	6,575,175	1:6,071
2018-2019						
11/12/2019	605	605	1,119,250	1:1,850	4,794,625	1:7,925
5/9/2019	540	540	434,727	1:805	1,454,193	1:2,656
6/8/2019	540	540	266,144	1:492	1,325,025	1:2,454
6/5/2019	541	541	215,780	1:398	962,011	1:1,778
23/1/2019	588	588	847,896	1:1,442	4,604,040	1:7,830
	2,814	2,814	2,883,797	1: 1,025	13,139,894	1:4,669

Comments:

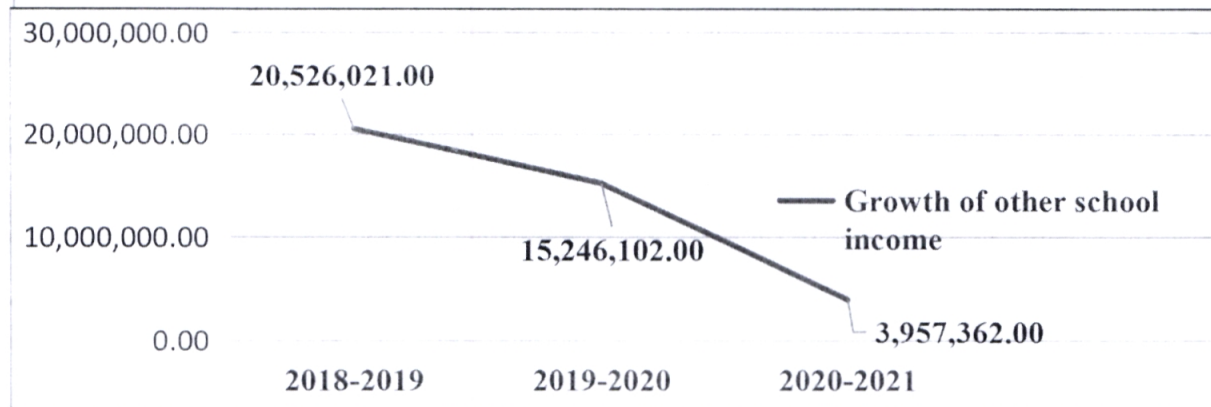
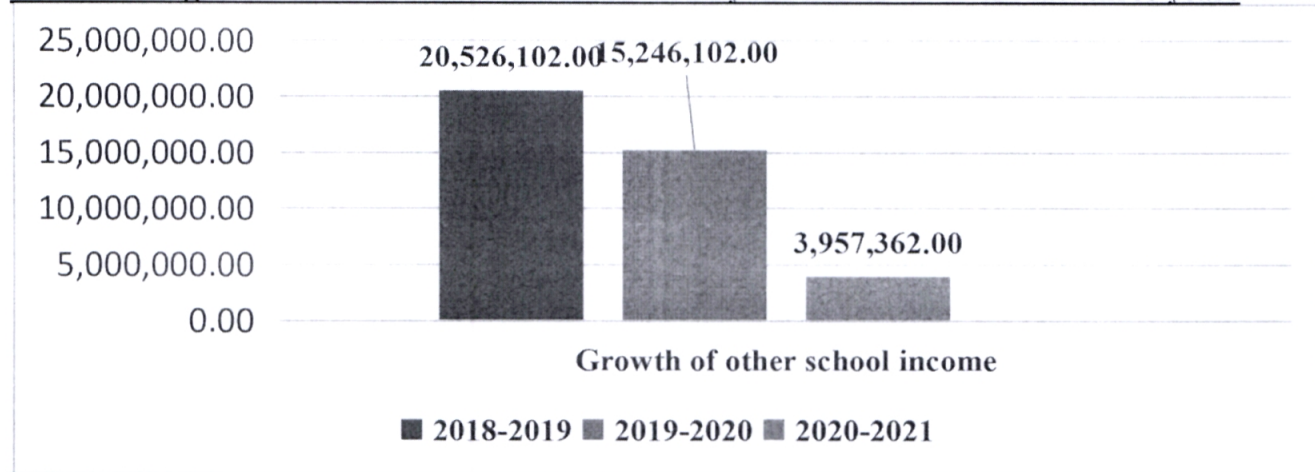
The above data has been extracted from Nemis Capitation data summary.

Ministry of Education did not disburse all students' capitation grants to school as some funds were retained for purchase of students' textbooks from KICD while other funds were retained for students' insurance medical cover while funds for SMASSE were paid directly to CEMASTE. This led to underfunding in receipt of government capitation by the school.

Kainuk Mixed Secondary School
Public secondary school
Annual Report and Financial Statements
For six months for the period ended 30th June 2021

Overview of growth of other school income earned by the school over the last three years				
S/No	Account	2020-2021	2019-2020	2018-2019
		Ksh	Ksh	Ksh
1	School Fund/Boarding Account	3,957,362	15,246,102	20,526,021
	Total	3,957,362	15,246,102	20,526,021
	Increase/Decrease	(11,288,740)	(5,279,919)	(2,818,098)

Overview of growth of other school income earned by the school over the last three years



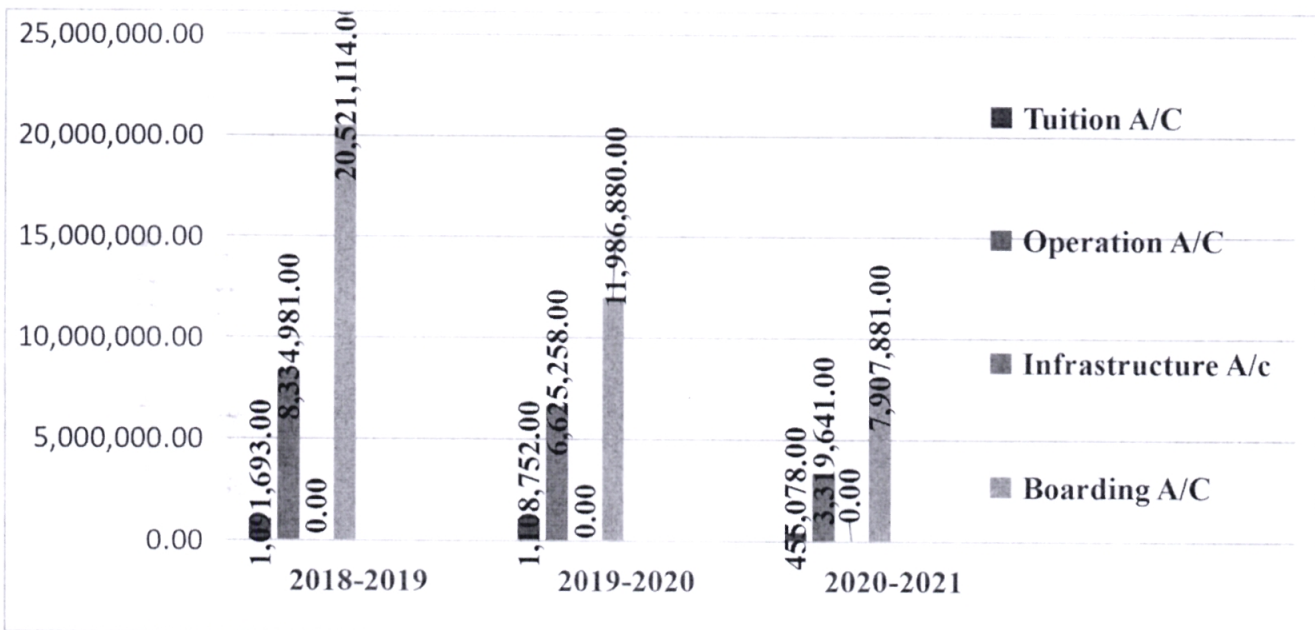
Comments:

The total growth of other income earned by the school as at 30th June 2021 was Ksh. 3,957,362 while the total growth of other income earned by the school as at 31st December 2020 was Ksh. 15,246,102. This represents a decrease in total school fund income by Ksh. 11,288,740. This is because the financial year 2020-2021 covers 6 months while the financial year 2019-2020 covers 12 months.

Kainuk Mixed Secondary School
Public secondary school
Annual Report and Financial Statements
For six months for the period ended 30th June 2021

Overview of growth in expenditure of the school for the last three years				
S/No	Account	2020 - 2021	2019 - 2020	2018-2019
		Ksh	Ksh	Ksh
1	Tuition Account	455,078	1,108,752	1,091,693
2	Operation Account	3,319,641	6,625,258	8,334,981
3	Infrastructure Account	0	0	0
4	School Fund/Boarding Account	7,907,881	11,986,880	20,521,114
	Total	11,682,600	19,720,890	29,947,788
	Increase/Decrease	(8,038,290)	(10,226,898)	(2,675,726)

Expenditure trend over the last three years



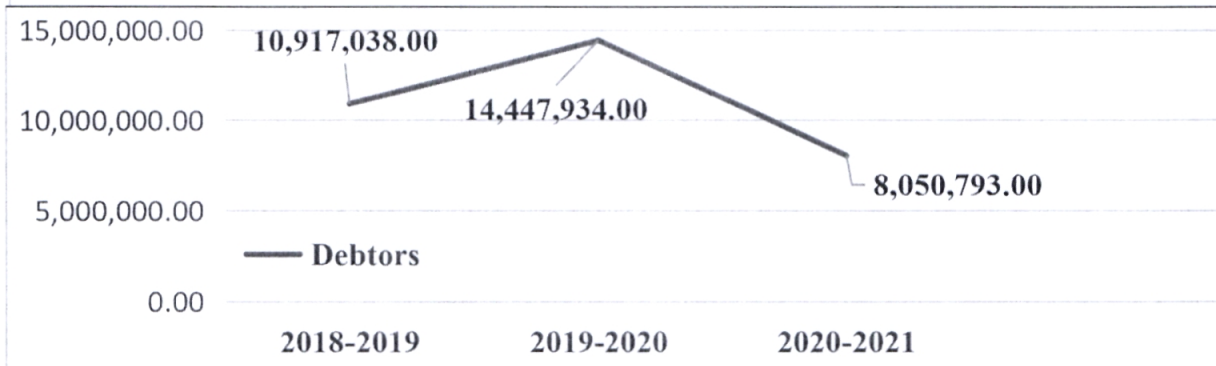
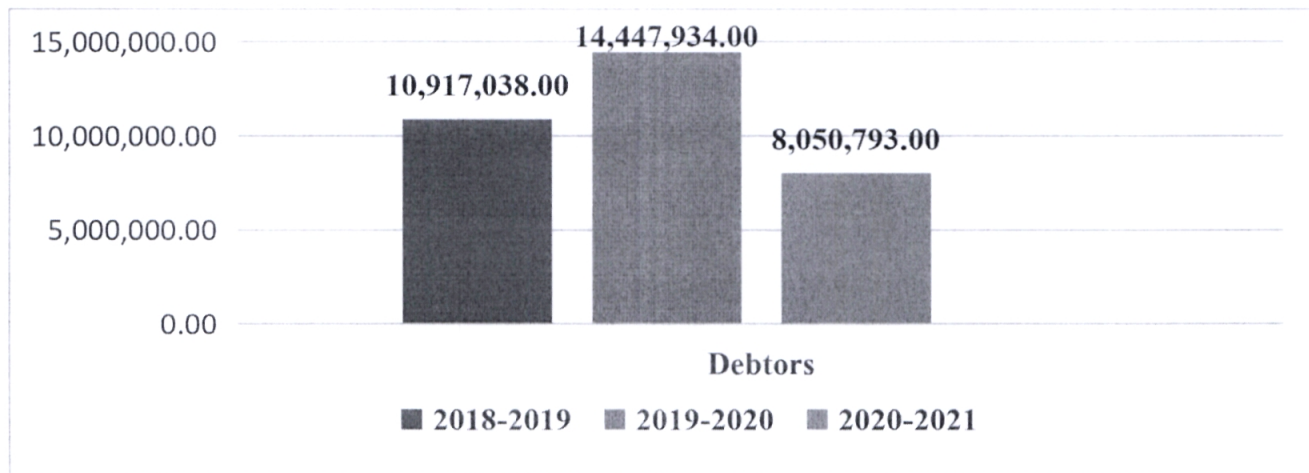
Comments:

The total school expenditures during the financial year 2020-2021 was Ksh. 11,682,600, while the total expenditure during the financial year 2019-2020 was Ksh. 19,720,890. This represents a decrease in total expenditure by Ksh. 8,038,290. This is because the financial year 2020-2021 covers 6 months while the financial year 2019-2020 covers 12 months.

Kainuk Mixed Secondary School
Public secondary school
Annual Report and Financial Statements
For six months for the period ended 30th June 2021

Movement of debtors of the school over the last three years				
S/No	Accounts	2020 -2021	2019-2020	2018-2019
		Ksh	Ksh	Ksh
1.	School Fund /Boarding Account	8,050,793	14,447,934	10,917,038
	Total	8,050,793	14,447,934	10,917,038
	Increase/Decrease	(6,397,141)	3,530,896	3,277,592

Trend of debtors over the last three years



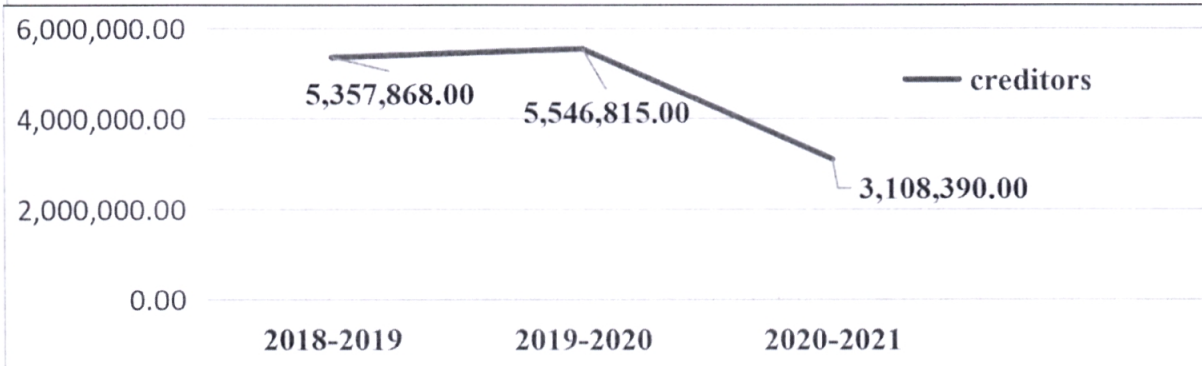
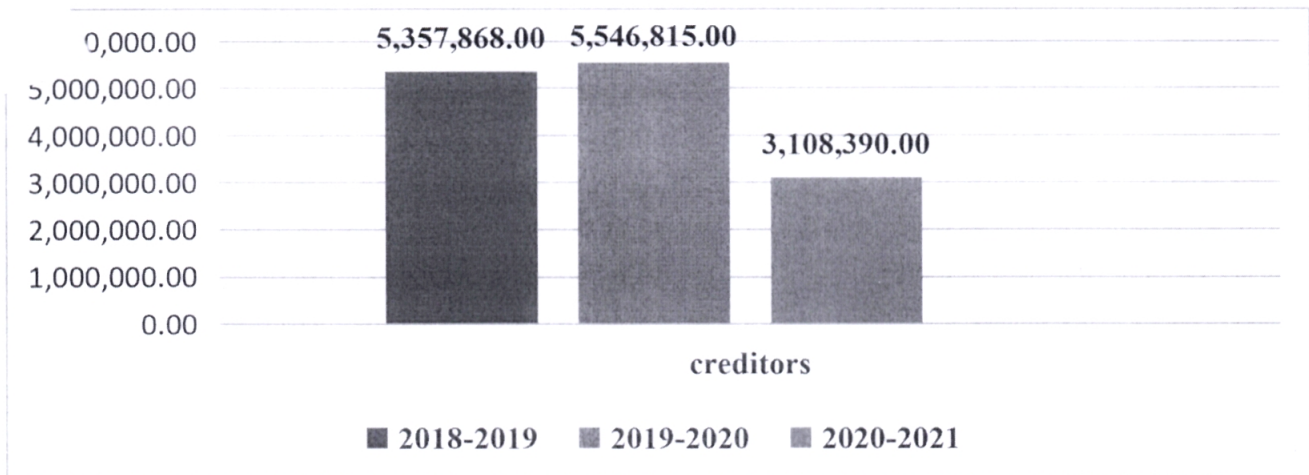
Comments:

The total debtors as at 30th June ,2021 were Ksh. 8,050,793 while the total debtors as at 31st December 2020 were Ksh. 14,447,934. This represents a decrease in total debtors by Ksh. 6,397,141. This is because the school was able to collect students' arrears during the year.

Kainuk Mixed Secondary School
Public secondary school
Annual Report and Financial Statements
For six months for the period ended 30th June 2021

Movement of Creditors of the school over the last three years				
SNo	Accounts	2020-2021	2019-2020	2018-2019
		Ksh	Ksh	Ksh
1.	Creditors	3,108,390	5,546,815	5,357,868
	Total	3,108,390	5,546,815	5,357,868
	Increase/Decrease	(2,438,425)	188,947	1,718,571

End of creditors over the last three years



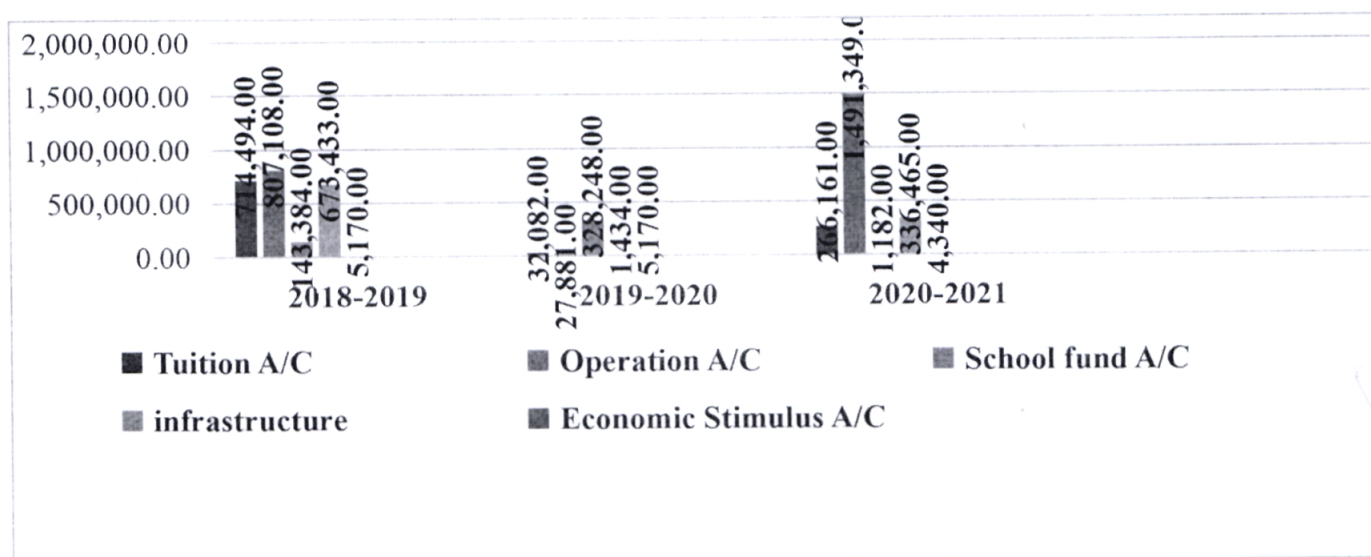
Comments:

The total creditors as at 30th June 2021 were Ksh. 3,108,390 while the total creditors as at 31st December 2020 were Ksh. 5,546,815. There was a decrease in total creditors during the year by 2,438,425. The school was able to collect students arrears during the year and paid most of its creditors.

Kainuk Mixed Secondary School
Public secondary school
Annual Report and Financial Statements
For six months for the period ended 30th June 2021

Movement of Cash and Bank balances over the last three years				
S/no	Account	2020 – 2021	2019-2020	2018-2019
		Ksh	Ksh	Ksh
1	Tuition Account	266,161	32,082	714,494
2	Operation Account	1,491,349	27,881	807,108
3	School Fund Account	1,182	328,248	143,384
4	Infrastructure Account	336,465	1,434	673,433
5	Economic Stimulus Account	4,340	5,170	5,170
	Totals	2,099,497	394,815	2,343,589
	Increase/ decrease	1,704,682	(61,834)	(1,090,500)

Trend in cash and bank balances over the last three years



Comments:

The total cash and bank balances as at 30th June 2021 was Ksh. 2,099,497 while the total cash and bank balances as at 31st December 2020 was Ksh. 394,815, representing an increase in total cash and bank balances by 1,704,682. The school was able to minimise its expenses during the year.

Kainuk Mixed Secondary School
Public secondary school
Annual Report and Financial Statements
For six months for the period ended 30th June 2021

b) **Teacher Student ratio:**

Between the month of 1st January 2021 and 30th June 2021, the status of the teaching staff was as follows:

Number of teachers employed by School BOM	3
Number of teachers employed by TSC	24
Number of TSC teachers who transferred into the school during the year	0
Number of TSC teachers who were recruited during the year	0
Number of TSC teachers who retired during the year	0
Total number of students during the year	578
Teacher : students ratio	1:21
Number of streams	1
Total subjects taught at school	11
Teacher shortage subject combination	Number of teachers required
Geography / Business Studies	1
Physics/ Chemistry	1
Kiswahili / History	1


Comments:

We have a shortage of **3** teachers as a challenge. This is as a result of increased students' population. The school has hired **3** additional teachers on BOM terms to ensure effective teaching and learning at school.

(C)K.C.S.E Mean score in the year : 2019, 2020 and 2021.

K.C.S.E year	Enrolment of K.C.S.E candidates	Students transition to higher learning institutions after K.C.S.E	K.C.S.E mean score	Deviation from previous mean	Deviation (%)	K.C.S.E school target	Comments
2020	138	9	4.420	+0.365	9%	4.000	There was an improvement in performance
2019	145	10	4.055	+0.164	4%	4.000	Set target was achieved
2018	147	5	3.891	+0.533	15%	4.000	There was an improvement in performance

K.C.S.E. Performance trend over the last three years



Comments:

There was an improvement in performance as a result of hardwork.

(d) KCSE Number of Candidates in the 2018, 2019 and 2020:

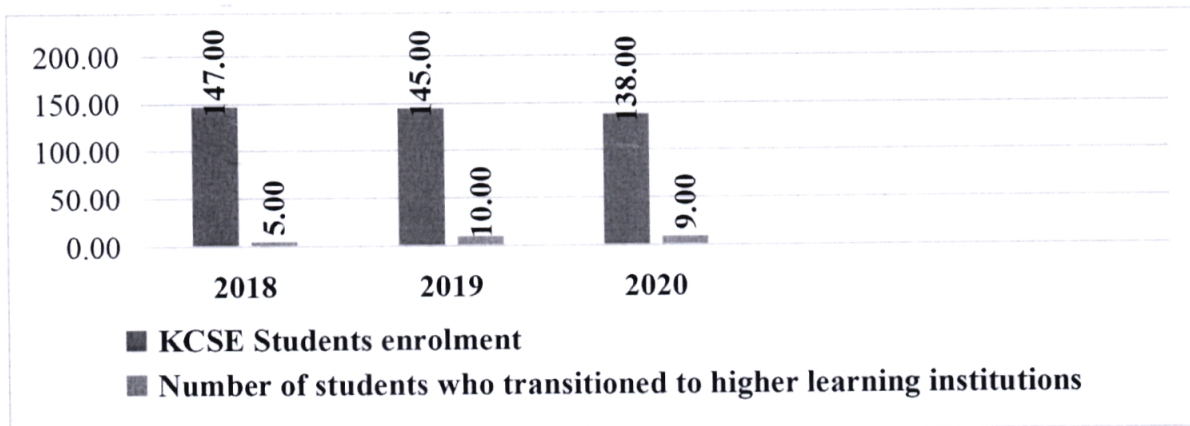
Number of candidates sitting for KCSE over the last three years.

Year	2020	2019	2018
<i>KCSE No of candidates</i>	138	145	147
Total	138	145	147
<i>Increase/decrease</i>	23	(7)	40

*Number of candidates that transitioned to higher learning institutions
(Those having C+ and above) for the last three years.*

Year	2020	2019	2018
<i>Number of students that transitioned to university</i>	9	10	5
Total	9	10	5
<i>Increase/decrease</i>	(1)	(5)	2

K.C.S.E. Students' Enrolment and number of students who transitioned to higher learning institutions over the last three years



Comments:-

There was value addition to students as some students joined university while other students joined tertiary colleges for further education.

Kainuk Mixed Secondary School
Public secondary school
Annual Report and Financial Statements
For six months for the period ended 30th June 2021

(e) Capacity of the school:

Financial year		From 1st January 2021 - 30th June 2021			
<i>Total Number of students</i>		578			
<i>Total teaching staff</i>		27			
<i>Total support staff</i>		16			
Total Population		621			
School facilities		no. of facilities	Ratio to students population	Condition of the available facility	Comments
	Status				
Classrooms	Permanent	14	1:36	Good	Adequate
		2		Incomplete	
Dormitory	Permanent	5	1: 116	Good	Adequate
Laboratory	Permanent	2	1:289	Complete	Adequate
		1		Incomplete	
Consumables Store	Permanent	1	1:1	Good	Adequate
Construction store	Semi-permanent	3	1:1	Good	Adequate
Staff quarters-Teachers	Permanent	5 door	1:8	Good	More required to meet increased staff population
Administration block	Permanent	7 offices	1:3	Good	Adequate
Kitchen	Permanent	1	1:621	Good	Adequate
Students toilets	Permanent	27 doors	1:10	Good	Adequate
Staff toilets	Permanent	10 doors	1:4		

Comments:

The school is required to complete the construction of the two classrooms and the laboratory.

Kainuk Mixed Secondary School
Public secondary school
Annual Report and Financial Statements
For six months for the period ended 30th June 2021

f) Development projects carried out by the school:

Year	Projects	Source of funds	Status	Initial Cost (Kshs)	Amount Spent (Kshs)	Expected completion time
2020-2021	Renovation of school gate Renovation of dining hall	Moe/ Parents	Complete	400,000	390,000	30/6/2021

Comments;

- The above stated projects were approved on 9th December 2020 by the Ministry of Education for commencement.
- The School has developed an Improvement Plan that provides a road map for improvement that the school needs to improve the school environment and learning outcomes which outlines the need, the way of developing, implementing, monitoring and evaluation of school Programmes.

.....
Mr. Maurice Musundi

School Principal

Date: 6th June, 2025



III. STATEMENT OF SCHOOL MANAGEMENT RESPONSIBILITY

Section 81 (1) of the Public Finance Management Act, 2012 requires that, at the end of each financial year, each National Government School shall prepare financial statements in respect of that school. Section 81 (3) requires the financial statements so prepared to be in a form that complies with relevant accounting standards as prescribed by the Public Sector Accounting Standards Board (PSASB) of Kenya from time to time.

Schedule 4 (Section 23) of the Education Act, 2013 requires the Board of Management of a public institution of basic education to keep all proper books and records of accounts of the income, expenditure, and assets of the institution.

The Board of Management of Kainuk Mixed Secondary School accepts responsibility for the school's financial statements, which have been prepared on the Cash Basis Method of Financial Reporting, using appropriate accounting policies in accordance with International Public Sector Accounting Standards (IPSAS).

The Board of Management is of the opinion that the school's financial statements give a true and fair view of the state of the school's transactions during the financial year ended 30th June, 2021, and of the school's financial position as at that date.

Name: Mr. Peter Hereng

Designation: Chair, School Board of Management

Sign:

Date: 6th June, 2025

Name: Mr. Maurice Musundi

Designation: School Principal & Secretary to Board of Management

Sign:

Date: 6th June, 2025

Name: Mr. George Sande Barasa

Designation: Bursar

Sign:

Date: 6th June, 2025



REPUBLIC OF KENYA

Telephone: +254-(20) 3214000
Email: info@oagkenya.go.ke
Website: www.oagkenya.go.ke



Enhancing Accountability

HEADQUARTERS
Anniversary Towers
Monrovia Street
P.O Box 30084-00100
NAIROBI

REPORT OF THE AUDITOR-GENERAL ON KAINUK MIXED SECONDARY SCHOOL FOR THE SIX MONTHS ENDING 30 JUNE, 2021

PREAMBLE

I draw your attention to the contents of my report which is in three parts:

- A. Report on Financial Statements that considers whether the financial statements are fairly presented in accordance with the applicable financial reporting framework, accounting standards and the relevant laws and regulations that have a direct effect on the financial statements;
- B. Report on Lawfulness and Effectiveness in the Use of Public Resources which considers compliance with applicable laws, regulations, policies, gazette notices, circulars, guidelines and manuals and whether public resources are applied in a prudent, efficient, economic, transparent and accountable manner to ensure the Government achieves value for money and that such funds are applied for the intended purpose; and,
- C. Report on Effectiveness of Internal Controls, Risk Management and Governance which considers how the entity has instituted checks and balances to guide internal operations. This responds to the effectiveness of the governance structure, risk management environment and internal controls, developed and implemented by those charged with governance for orderly, efficient and effective operations of the entity.

A Qualified Opinion is issued when the Auditor-General concludes that, except for material misstatements noted, the financial statements are fairly presented in accordance with the applicable financial reporting framework. The Report on Financial Statements should be read together with the Report on Lawfulness and Effectiveness in the Use of Public Resources, and the Report on Effectiveness of Internal Controls, Risk Management and Governance.

The three parts of the report are aimed at addressing the statutory roles and responsibilities of the Auditor-General as provided by Article 229 of the Constitution, the Public Finance Management Act, 2012, and the Public Audit Act, 2015. The three parts of the report when read together constitute the report of the Auditor-General.

REPORT ON THE FINANCIAL STATEMENTS

Qualified Opinion

I have audited the accompanying financial statements of Kainuk Mixed Secondary School set out on pages 21 to 37, which comprise of the statement of financial assets and financial liabilities as at 30 June, 2021 and the statement of receipts and payments,

*Report of the Auditor-General on Kainuk Mixed Secondary School for the Six Months ending 30 June, 2021-
Turkana County*

statement of cash flows and statement of budgeted versus actual amounts for the period then ended and a summary of significant accounting policies and other explanatory information in accordance with the provisions of Article 229 of the Constitution of Kenya and Section 35 of the Public Audit Act, 2015. I have obtained all the information and explanations which to the best of my knowledge and belief, were necessary for the purpose of the audit.

In my opinion, except for the effect of the matters described in the Basis for Qualified Opinion section of my report, the financial statements present fairly, in all material respects, the financial position of Kainuk Mixed Secondary School as at 30 June, 2021 and of its financial performance and its cash flows for the period then ended, in accordance with International Public Sector Accounting Standards (Cash Basis) and comply with the Basic Education Act, 2013 and the Public Finance Management Act, 2012.

Basis for Qualified Opinion

1. Inaccuracies of Capitation Grants

The statement of receipts and payments reflects capitation grants for tuition and operations amounting to Kshs.689,157 and Kshs.4,165,707 respectively as disclosed in Notes 1 and 2 in the financial statements. However, review of reports from NEMIS revealed that the Ministry of Education disbursed an amount of Kshs.923,811 as capitation grants for tuition and Kshs.5,089,785 for operations resulting in unexplained variances of Kshs.234,654 and Kshs.924,078 respectively.

In the circumstances, the accuracy and completeness of the capitation grants for tuition and operations amounts of Kshs.689,157 and Kshs.4,165,707 respectively, could not be confirmed.

2. Long Outstanding Student Account Receivables

The statement of financial assets and financial liabilities reflects accounts receivables balance of Kshs.8,050,793 as disclosed in Note 11 to the financial statements. The balance includes fees arrears amounting to Kshs.4,553,337 which has remained outstanding for over one (1) year while no evidence was provided to indicate measures being taken to recover the fees arrears.

In the circumstances, the recoverability of student debtors balance of Kshs.4,553,337 could not be confirmed.

3. Lack of Ownership Documents for Fixed Assets

Annex 2 Summary of fixed assets reflects a total assets balance of Kshs.48,256,800. The balance includes land valued at Kshs.6,000,000. However, Management does not have land title deed to confirm the land ownership.

In the circumstances, the ownership of the land valued at Kshs.6,000,000 could not be confirmed.

The audit was conducted in accordance with International Standards for Supreme Audit Institutions (ISSAIs). I am independent of the Kainuk Mixed Secondary School Management in accordance with ISSAI 130 on the Code of Ethics. I have fulfilled other ethical responsibilities in accordance with the ISSAI and in accordance with other ethical requirements applicable to performing audits of financial statements in Kenya. I believe that the audit evidence I have obtained is sufficient and appropriate to provide a basis for my qualified opinion.

Emphasis of Matter

Budget Control and Performance

The statement of budgeted versus actual amounts reflects total actual receipts amount of Kshs.8,812,226 against budgeted receipts of Kshs.14,548,378 resulting in an under-collection of Kshs.5,736,152 or 39% of the budget. Similarly, the statement reflects total actual expenditure of Kshs.11,066,280 against the budgeted expenditure of Kshs.14,548,378 resulting in an under-expenditure of Kshs.3,482,098 or 24% of the approved budget. The under-funding and under-expenditure may have affected the delivery of the planned services to the students.

My opinion is not modified in respect of this matter.

Key Audit Matters

Key audit matters are those matters that, in my professional judgement, are of most significance in the audit of the financial statements. Except for the matter described in the Basis for Qualified Opinion, I have determined that there are no other key audit matters to communicate in my report.

Key Audit Matters

Key audit matters are those matters that, in my professional judgement, are of most significance in the audit of the financial statements. Except for the matter described in the Basis for Qualified Opinion section, I have determined that there are no other key audit matters to communicate in my report.

Other Information

The Management is responsible for the other information set out on page 2 to 19 which comprises of Key Entity Information and Management, Summary Report of Performance of the School, Statement of School Management Responsibilities. The Other Information does not include the financial statements and my audit report thereon.

In connection with my audit on the School's financial statements, my responsibility is to read the other information and in doing so, consider whether the other information is materially inconsistent with the financial statements or my knowledge obtained in the audit

or otherwise appears to be materially misstated. If based on the work I have performed, I conclude that there is a material misstatement of this Other Information, I am required to report that fact. I have nothing to report in this regard.

My opinion on the financial statements does not cover the Other Information and accordingly, I do not express an audit opinion or any form of assurance conclusion thereon.

REPORT ON LAWFULNESS AND EFFECTIVENESS IN THE USE OF PUBLIC RESOURCES

Conclusion

As required by Article 229(6) of the Constitution, based on the audit procedures performed, except for the effects of the matter described in the Basis for Conclusion on Lawfulness and Effectiveness in the Use of Public Resources section of my report, I confirm that nothing else has come to my attention to cause me to believe that public resources have not been applied lawfully and in an effective way.

Basis for Conclusion

Late Submission of Annual Report and Financial Statements

The annual report and financial statements for the six (6) months ending 30 June, 2021 were submitted to the Auditor General for audit on 5 February, 2025. This was contrary to Section 47(1) of the Public Audit Act, 2015 which requires that financial statements should be submitted to the Auditor-General within three (3) months after the end of the fiscal year to which the accounts relate.

In the circumstances, Management was in breach of the law.

The audit was conducted in accordance with ISSAI 3000 and ISSAI 4000. The standards require that I comply with ethical requirements and plan and perform the audit to obtain assurance about whether the activities, financial transactions and information reflected in the financial statements comply in all material respects, with the authorities that govern them. I believe that the audit evidence I have obtained is sufficient and appropriate to provide a basis for my conclusion.

REPORT ON EFFECTIVENESS OF INTERNAL CONTROLS, RISK MANAGEMENT AND GOVERNANCE

Conclusion

As required by Section 7(1)(a) of the Public Audit Act, 2015, based on the audit procedures performed, except for the effects of the matter described in the Basis for Conclusion on Effectiveness of Internal Controls, Risk Management and Governance section of my report, I confirm that nothing else has come to my attention to cause me to believe that internal controls, risk management and governance were not effective.

Basis for Conclusion

Poor Maintenance of Student Enrollment Data

Review of documents provided for audit revealed discrepancies in student numbers between the NEMIS system and the School class registers. The NEMIS reported a total of five hundred and forty (540) students, while the Schools' registers indicated a total of five hundred and seventy-eight (578) students resulting in an unreconciled variance of thirty-eight (38) students.

In the circumstances, the effectiveness of management and maintenance of the School's enrolment data could not be confirmed.

The audit was conducted in accordance with ISSAI 2315 and ISSAI 2330. The standards require that I plan and perform the audit to obtain assurance about whether effective processes and systems of internal controls, risk Management and overall governance were operating effectively in all material respects. I believe that the audit evidence I have obtained is sufficient and appropriate to provide a basis for my conclusion.

Responsibilities of the Management and Board of Management

Management is responsible for the preparation and fair presentation of these financial statements in accordance with International Public Sector Accounting Standards (Cash Basis) and for maintaining effective internal controls as Management determines is necessary to enable the preparation of financial statements that are free from material misstatement, whether due to fraud or error and for its assessment of the effectiveness of internal controls, risk management and governance.

In preparing the financial statements, Management is responsible for assessing the School's ability to continue to sustain its services, disclosing, as applicable, matters related to sustainability of services and using the applicable basis of accounting unless Management is aware of the intention to cease operations.

Management is also responsible for the submission of the financial statements to the Auditor-General in accordance with the provisions of Section 47 of the Public Audit Act, 2015.

In addition to the responsibility for the preparation and presentation of the financial statements described above, Management is also responsible for ensuring that the activities, financial transactions and information reflected in the financial statements comply with the authorities which govern them and that public resources are applied in an effective way.

The Board of Management is responsible for overseeing the School's financial reporting process, reviewing the effectiveness of how Management monitors compliance with relevant legislative and regulatory requirements, ensuring that effective processes and systems are in place to address key roles and responsibilities in relation to governance

and risk management, and ensuring the adequacy and effectiveness of the control environment.

Auditor-General's Responsibilities for the Audit

My responsibility is to conduct an audit of the financial statements in accordance with Article 229(4) of the Constitution, Section 35 of the Public Audit Act, 2015 and the International Standards for Supreme Audit Institutions (ISSAIs). The standards require that, in conducting the audit, I obtain reasonable assurance about whether the financial statements as a whole are free from material misstatements, whether due to fraud or error and to issue an auditor's report that includes my opinion in accordance with Section 48 of the Public Audit Act, 2015. Reasonable assurance is a high level of assurance but is not a guarantee that an audit conducted in accordance with ISSAIs will always detect a material misstatement when it exists. Misstatements can arise from fraud or error and are considered material if, individually or in the aggregate, they could reasonably be expected to influence the economic decisions of users taken on the basis of these financial statements.

In conducting the audit, Article 229(6) of the Constitution also requires that I express a conclusion on whether or not in all material respects, the activities, financial transactions and information reflected in the financial statements are in compliance with the authorities that govern them and that public resources are applied in an effective way. In addition, I consider the entity's control environment in order to give an assurance on the effectiveness of internal controls, risk management and governance processes and systems in accordance with the provisions of Section 7(1)(a) of the Public Audit Act, 2015.

Further, I am required to submit the audit report in accordance with Article 229(7) of the Constitution.

Detailed description of my responsibilities for the audit is located at the Office of the Auditor-General's website at: <https://www.oagkenya.go.ke/auditor-generals-responsibilities-for-audit/>. This description forms part of my auditor's report.


FCPA Nancy Gathungu, CBS
AUDITOR-GENERAL

Nairobi

19 June, 2025

V. STATEMENT OF RECEIPTS AND PAYMENTS PERIOD TO 30TH JUNE 2021

DESCRIPTION OF VOTE HEAD	Note	2020-2021	2019-2020
		Kshs	Kshs
RECEIPTS			
Capitation grants for tuition	1	689,157	1,119,728
Capitation grants for operations	2	4,165,707	6,635,175
School Fund Income- Parents' Contributions	3	662,983	4,793,670
School Fund Income- Other receipts	4	3,294,379	10,452,432
Proceeds from borrowings		0	0
TOTAL RECEIPTS		8,812,226	23,001,005
PAYMENTS			
Payments for Tuition	5	455,078	1,108,752
Payments for operations	6	2,703,321	6,625,258
Boarding and school fund payments	7	7,907,881	11,986,880
TOTAL PAYMENTS		11,066,280	19,720,890
SURPLUS/DEFICIT		(2,254,054)	3,280,115

The school financial statements were approved on 6/6/2025 and signed by:

Sign:

Sign:


Sign:



Name:
Mr. Peter Hereng

Chair BOM

Date: 6/6/2025



Name:
Mr. Maurice Musundi
School Principal/ Secretary to
BOM

Date: 6/6/2025



Name:
Mr. George Barasa

Bursar

Date: 6/6/2025




VI. STATEMENT OF FINANCIAL ASSETS AND FINANCIAL LIABILITIES AS AT
30TH JUNE 2021

Description	Note	2020-2021	2019-2020
		Kshs	Kshs
Financial Assets			
Cash and cash equivalents			
Bank balances	8	2,093,891	394,162
Cash balances	9	5,606	653
Short term investments	10	0	0
Total cash and cash equivalent		2,099,497	394,815
Accounts receivables	11	8,050,793	14,447,934
Total financial assets		10,150,290	14,842,749
Financial liabilities			
Accounts payables	12	(3,108,390)	(5,546,815)
Net financial assets		7,041,900	9,295,934
Represented by			
Accumulated fund b/fwd	13	9,295,934	6,015,819
Surplus/deficit for the year		(2,254,034)	3,280,115
Net financial position		7,041,900	9,295,934

The school financial statements were approved on 6/6/2025 and signed by:

Sign:



Name:
Mr. Peter Hereng

Chair BOM

Sign:



Name:
Mr. Maurice Musundi
School Principal/ Secretary to
BOM

Sign:



Name:
Mr. George Barasa

Bursar



Kainuk Mixed Secondary School
Public secondary school
Annual Report and Financial Statements
For six months for the period ended 30th June 2021

Date: 6/6/2025

Date: 6/6/2025

Date: 6/6/2025

VII. STATEMENT OF CASH FLOWS FOR THE PERIOD ENDED 30TH JUNE 2021

		2020-2021	2019-2020
		Kshs	Kshs
Receipts for Operating income			
Capitation grants for tuition	1	689,157	1,119,728
Capitation grants for operations	2	4,165,707	6,635,175
School fund income- parents contributions/ fees	3	482,426	4,793,670
School fund income- other receipts	4	9,894,597	7,665,791
Total receipts		15,231,887	20,214,364
Payments			
Payments for tuition			
Payments for operations	5	455,078	1,108,752
Boarding and school fund payments	6	2,703,321	6,625,258
Total payments	7	10,368,806	12,542,188
Net cash flow from operating activities		13,527,205	20,276,198
		1,704,682	(61,834)
Cashflow from investing activities			
Proceeds from sale of assets		0	0
Acquisition of assets		(0)	(0)
Proceeds from investments		0	0
Purchase of investments		0	0
Net cash flows from investing activities		(0)	(0)
Cashflow from borrowing activities			
Proceeds from borrowings/ loans		0	0
Repayment of principal borrowings		0	0
Net cash flow from financing activities		0	0
Net increase in cash and cash equivalents		1,704,682	(61,834)
Cash and cash equivalent at beginning of the year		394,815	456,649
Cash and cash equivalent at end of the year		2,099,497	394,815

VIII. STATEMENT OF BUDGETED VERSUS ACTUAL AMOUNTS FOR THE YEAR ENDED 30TH JUNE 2021

Receipt/Expenses Item	Original Budget	Adjustments	Final Budget	Actual On Comparable Basis	Budget utilisation difference	% Of Utilization
	A	B	c=a+b	D		e=d/c %
	Kshs	Kshs	Kshs	Kshs		Kshs
Receipts						
<i>(1) Capitation Grant for Tuition</i>						
Teaching / learning materials	1,439,640	(719,820)	719,820	689,157	30,663	96%
Sub -Total	1,439,640	(719,820)	719,820	689,157	30,663	96%
<i>(2) Capitation Grant for Operations</i>						
Personnel emoluments	1,050,571	499,429	1,550,000	923,680	621,320	60%
Repairs and maintenance	1,860,000	0	1,860,000	1,841,216	18,784	99%
Local transport / travelling	615,282	(65,282)	550,000	519,961	30,039	95%
Electricity and water	328,520	21,480	350,000	340,300	9,700	97%
Medical	255,463	0	255,463	0	255,463	0%
Administration costs	620,000	(50,000)	570,000	540,550	29,450	95%
Activity	465,000	0	465,000	0	465,000	0%
Smasse	62,000	0	62,000	0	62,000	0%
Sub- Total	5,256,836	405,627	5,662,463	4,165,707	1,496,756	74%
<i>(3) and(4) Fees Charged on Parents</i>						
Personnel emoluments	1,699,615	0	1,699,615	509,397	1,190,218	30%
Repairs and maintenance	620,000	(320,000)	300,000	120,433	179,567	40%
Local transport / travelling	995,404	(895,404)	100,000	0	100,000	0%
Electricity and water	531,480	0	531,480	0	531,480	0%

Kainuk Mixed Secondary School
Public secondary school
Annual Report and Financial Statements
For six months for the period ended 30th June 2021

Receipt/Expenses Item	Original Budget	Adjustments	Final Budget	Actual On Comparable Basis	Budget utilisation difference	% Of Utilization
	A	B	c=a+b	D		e=d/c %
	Kshs	Kshs	Kshs	Kshs		Kshs
Administration costs	413,287	586,713	1,000,000	0	1,000,000	0%
Activity	77,500	(42,500)	35,000	33,153	1,847	95%
Fee on Boarding Equipment and stores	6,327,410	(1,827,410)	4,500,000	3,294,379	1,205,621	73%
Sub-Total	10,664,696	(2,498,601)	8,166,095	3,957,362	4,208,733	48%
Total Income	17,361,172	(2,812,794)	14,548,378	8,812,226	5,736,152	61%
(5) Expenditure For Tuition						
Teaching / Learning Materials	1,439,640	(719,820)	719,820	454,213	265,607	63%
Bank Charges	0	0	0	865	(865)	0%
Sub -Total	1,439,640	(719,820)	719,820	455,078	264,742	63%
(6) Expenditure For Operations						
Personnel emoluments	1,050,571	499,429	1,550,000	884,180	665,820	57%
Repairs and maintenance	1,860,000	0	1,860,000	390,700	1,469,300	21%
Local transport / travelling	615,282	(65,282)	550,000	540,600	9,400	98%
Electricity and water	328,520	21,480	350,000	320,600	29,400	92%
Medical	255,463	0	255,463	0	255,463	0%
Administration costs	620,000	(50,000)	570,000	563,965	6,035	99%
Activity	465,000	0	465,000	0	465,000	0%
Acquisition of an asset	0	0	0	0	62,000	0%
Bank charges	0	0	0	3,276	(3,276)	0%
Smasse	62,000	0	62,000	0	0	0%

Kainuk Mixed Secondary School
Public secondary school
Annual Report and Financial Statements
For six months for the period ended 30th June 2021

Receipt/Expenses Item	Original Budget	Adjustments	Final Budget	Actual On Comparable Basis	Budget Utilisation difference	% Of Utilization
	A	B	c=a+b	D		e=d/c %
	Kshs	Kshs	Kshs	Kshs		Kshs
Sub- Total	5,256,836	405,627	5,662,463	2,703,321	2,959,142	48%
<i>(7) Expenditure For school fund/lunch/boarding</i>						
Personnel emoluments	1,699,615	0	1,699,615	1,661,623	37,992	98%
Repairs and maintenance	620,000	(320,000)	300,000	289,770	10,230	97%
Local transport / travelling	995,404	(895,404)	100,000	75,832	24,168	76%
Electricity and water	531,480	0	531,480	500,600	30,880	94%
Administration costs	413,287	586,713	1,000,000	945,000	55,000	95%
Activity	77,500	(42,500)	35,000	30,600	4,400	87%
Fee on Boarding Equipment and stores	6,327,410	(1,827,410)	4,500,000	4,402,146	97,854	98%
Bank charges	0	0	0	2,310	(2,310)	0%
Sub-Totals	10,664,696	(2,498,601)	8,166,095	7,907,881	258,214	97%
Total expenditure	17,361,172	(2,812,794)	14,548,378	11,066,280	3,482,098	76%

Explanation:

- a. There was underutilisation in operation income as a result of underfunding by the Ministry of Education.
- b. There was underutilisation on receipt of fees charged on parents since most parents did not pay students fees on time which affected school planned activities during the financial year.
- c. There was underutilization in expenditure for Activity Vote head due to effects of Covid 19 pandemic that restricted sports activities.
- d. There were less tours during the year hence this led to underutilisation on local transport and travel expenditure.
- e. There was underutilization in expenditure for repairs maintenance and improvement as a result of few repairs done during the year.
- f. There was underutilization in expenditure for teaching and learning materials since there was availability of stationary and learning materials from the previous year that was being used during the current year.

IX. SIGNIFICANT ACCOUNTING POLICIES

The principal accounting policies adopted in the preparation of these financial statements are set out below:

1. Statement of compliance and basis of preparation

The financial statements have been prepared in accordance with and comply with International Public Sector Accounting Standards (IPSAS) with particular emphasis on Cash Basis Financial Reporting under the Cash Basis of Accounting and applicable government legislations and regulations. The financial statements comply with and conform to the form of presentation prescribed by the Public Sector Accounting Standards Board of Kenya.

This cash basis of accounting has been supplemented with accounting for; a) receivables that include imprest, salary advances and other receivables and b) payables that include deposits and retentions and payables from operations.

The financial statements are presented in Kenya Shillings, which is the functional and reporting currency of the *school* and all values are rounded to the nearest Kenya Shilling (Kshs). The accounting policies adopted have been consistently applied to all the years presented.

2. Recognition of receipts and payments

The *school* recognises all receipts from the various sources when the event occurs and the related cash has actually been received by the *school*. In addition, the *school* recognises all expenses when the event occurs and the related cash has actually been paid out by the *school*.

3. In-kind contributions

In-kind contributions are donations that are made to the *school* in the form of actual goods and/or services rather than in money or cash terms. These donations may include vehicles, equipment or personnel services. Where the financial value received for in-kind contributions can be reliably determined, the *school* includes such value in the statement of receipts and payments both as a receipt and as a payment in equal and opposite amounts; otherwise, the contribution is not recorded.

4. Cash and cash equivalents

Cash and cash equivalents comprise cash on hand and cash at bank, short-term deposits on call and highly liquid investments with an original maturity of three months or less, which are readily convertible to known amounts of cash and are subject to insignificant risk of changes in value. Bank account balances include amounts held at various financial institutions at the end of the financial year.

SIGNIFICANT ACCOUNTING POLICIES (Continued)

5. Accounts Receivable

For the purposes of these financial statements, imprests and advances to authorised public officers and/or institutions which were not surrendered or accounted for at the end of the financial year are treated as receivables. This is in recognition of the government practice where the imprest payments are recognized as expenditure when fully accounted for by the imprest or AIE holders. This is an enhancement to the cash accounting policy. Other accounts receivables are disclosed in the financial statements.

6. Accounts Payable

For the purposes of these financial statements, deposits and retentions held on behalf of third parties have been recognized as accounts payables. This is in recognition of the government practice of retaining a portion of contracted services and works pending fulfilment of obligations by the contractor and to hold deposits on behalf of third parties. This is an enhancement to the cash accounting policy adopted by National Government Ministries and agencies. Other liabilities including pending bills are disclosed in the financial statements. Pending bills consist of unpaid liabilities at the end of the financial year arising from contracted goods or services during the year or in past years.

7. Non-current assets

Non-current assets are expensed at the time of acquisition while disposal proceeds are recognized as receipts at the time of disposal. However, the acquisitions and disposals are reflected in the school fixed asset register a summary of which is provided as a memorandum to these financial statements.

8. Budget

The budget is developed on the same accounting basis (cash basis), the same accounts classification basis, and for the same period as the financial statements. The *school's* budget was approved by the School Board of Management. A comparison of the actual performance against the comparable budget for the financial year under review has been included in the financial statements.

9. Comparative figures

Where necessary comparative figures for the previous financial year have been amended or reconfigured to conform to the required changes in presentation.

10. Subsequent events

There have been no events subsequent to the financial year end with a significant impact on the financial statements for the year ended 30th June 2021.

X. NOTES TO THE FINANCIAL STATEMENTS

Kainuk Mixed Secondary School
Public secondary school
Annual Report and Financial Statements
For six months for the period ended 30th June 2021

1. Capitation Grants for Tuition

Description	2020- 2021	2019-2020
	Kshs	Kshs
Internal Exams	0	141,069
Exercise Books	0	551,740
Laboratory Equipment	0	293,500
Reference materials	0	11,019
Teaching / Learning Materials	689,157	122,400
Total	689,157	1,119,728

2. Capitation Grants for Operations

Description	2020-2021	2019-2020
	Kshs	Kshs
Personnel emoluments	923,680	1,613,175
Repairs and maintenance	1,841,216	2,659,000
Local transport / travelling	519,961	545,000
Electricity and water	340,300	685,000
Medical	0	121,000
Administration costs	540,550	770,000
Activity	0	242,000
Total	4,165,707	6,635,175

3. School fund income – Parents Contribution

Description	2020- 2021	2019- 2020
	Kshs	Kshs
Personnel emoluments	509,397	992,972
Repairs and maintenance	120,433	740,832
Local transport / travelling	0	992,972
Electricity and water	0	992,972
Administration costs	0	992,972
Activity	33,153	80,950
Total	662,983	4,793,670

Notes To the Financial

Statements(continued)

4. School fund Account - Other Receipts

Description	2020-2021	2019-2020
	Kshs	Kshs
Fee on Boarding Equipment and stores	3,294,379	10,452,432
Income From Farming Activities	0	0
Insurance Compensation	0	0
Income From Posho Mill	0	0
Income From Bus Hire	0	0
Fee For Hire of Ground and Equipment	0	0
Income From Grants and Donations	0	0
Interest Income	0	0
Dividends Income	0	0
Loans/Borrowings	0	0
Total	3,294,379	10,452,432

5. Payment for Tuition

Description	2020 – 2021	2019– 2020
	Kshs	Kshs
Exercise Books	0	128,032
Textbooks	0	551,740
Reference materials	0	11,019
Laboratory Equipment	0	293,500
Teaching / Learning Materials	454,213	122,400
Exams And Assessment	0	0
Teachers Guides	0	0
Bank Charges	865	2,061
Total	455,078	1,108,752

Notes To the Financial Statements(continued)

Kainuk Mixed Secondary School
Public secondary school
Annual Report and Financial Statements
For six months for the period ended 30th June 2021

6. Payment for Operations

Description	2020 - 2021	2019 - 2020
	KShs	KShs
Personnel emoluments	884,180	3,116,817
Repairs and maintenance	390,700	1,203,560
Local transport / travelling	540,600	501,000
Electricity and water	320,600	645,300
Medical	0	74,200
Administration costs	563,965	750,000
Activity	0	332,200
Acquisition of an asset	0	0
Bank Charges	3,276	2,181
Total	2,703,321	6,625,258

7. Boarding And School Fund Payment

Description	2020 - 2021	2020 - 2021
	KShs	KShs
Personnel emoluments	1,661,623	1,807,300
Repairs and maintenance	289,770	348,000
Local transport / travelling	75,832	1,123,402
Electricity and water	500,600	545,454
Administration costs	945,000	1,017,452
Activity	30,600	0
Fee on Boarding Equipment and stores	4,402,146	7,140,243
Bank charges	2,310	5,029
Totals	7,907,881	11,986,880

Kainuk Mixed Secondary School
Public secondary school
Annual Report and Financial Statements
For six months for the period ended 30th June 2021

Notes To the Financial Statements(continued)

8. Bank Accounts

Account Name & Currency	Status	Bank Account Number	2020 - 2021	2019 - 2020
	Active		Kshs	Kshs
Tuition Account	Active	1107172608	266,161	32,082
Operations Account	Active	1107237211	1,486,567	27,399
School Fund Account/Boarding	Active	1107209447	335,641	328,077
Infrastructure Account	Active	1107185076	1,182	1,434
Economic Stimulus Account	Dormant	1113583843	4,340	5,170
Total			2,093,891	394,162

9. Cash In Hand

Description	2020 - 2021	2019 - 2020
	Kshs	Kshs
Tuition Account	0	0
Operations Account	4,782	482
School Fund Account/Boarding	824	171
Infrastructure Account	0	0
Economic Stimulus Account	0	0
Total	5,606	653

10. Short Term Investments

Description	2020 - 2021	2019 - 2020
	Kshs	Kshs
Cooperative Shares	0	0
Treasury Bills	0	0
Fixed Deposit accounts	0	0
Total	0	0

Notes To the Financial Statements(continued)

11. a) Accounts Receivable

Description	2021 - 2021	2019 - 2020
	Kshs	Kshs
Fees Arrears	8,028,293	14,447,934
Other Non-Fees Receivables		
Salary Advances	22,500	0
Imprest	0	0
Rent arrears	0	0
Total	8,050,793	14,447,934

11 b) Ageing Analysis of Accounts Receivable

Description	2020-2021	2019-2020
	Kshs	Kshs
Less than 1 year	3,474,956	6,755,143
Between 1- 2 years	335,502	4,468,268
Between 2-3 years	3,810,458	3,224,523
Over 3 years	407,377	0
Total (should tie to note 11 a)	8,028,293	14,447,934

12 a) Accounts Payable

Description	2020 - 2021	2019-2020
	Kshs	Kshs
Trade Creditors (See Ageing Below and Appendix 1)	3,108,390	4,802,560
Prepaid Fees	0	744,255
Retention Monies	0	0
Direct deposits	0	0
Caution money	0	0
Total	3,108,390	5,546,815

Kainuk Mixed Secondary School
Public secondary school
Annual Report and Financial Statements
For six months for the period ended 30th June 2021

Notes To the Financial Statements(continued)

12b. Ageing Analysis of Accounts Payable

Description	2020-2021	2019-2020
	Kshs	Kshs
Less than 1 year	0	1,234,153
Between 1- 2 years	1,234,153	2,201,027
Between 2-3 years	1,874,237	1,367,380
Over 3 years	0	0
Total (should tie to note 12a)	3,108,390	4,802,560

13 Fund Balance Brought Forward

Description	2020 - 2021	2019 - 2020
	Kshs	Kshs
Bank Balances	394,162	455,856
Cash Balances	653	793
Short Term Investments	0	0
Receivables	14,447,934	10,917,038
Payables	(5,546,815)	(5,357,868)
Total	9,295,934	6,015,819

Kainuk Mixed Secondary School
Public secondary school
Annual Report and Financial Statements
For six months for the period ended 30th June 2021

Other important disclosure notes

IPSAS Cash Standard encourages an entity to disclose accrual-related information in relation to an entity's assets and liabilities. The notes outlined below are disclosure notes in relation to the school's non-financial assets and liabilities.

14. Non-current Liabilities Summary

Description	2020 - 2021	2019 - 2020
	Kshs	Kshs
Bank Loans	0	0
Outstanding Leases	0	0
Hire Purchase	0	0
Gratuity And Leave Provision	0	0
Others (specify)	0	0
Total	0	0

15. Biological assets

Description	Numbers	2020 - 2021	2019 - 2020
		Kshs	Kshs
Cattle	0	0	0
Goats	0	25,000	20,000
Indigenous Trees	185	130,000	130,000
Maize Plantation	0	0	0
Poultry	0	0	0
Total		155,000	150,000

16. Borrowings

Description	Kshs	Kshs
a) Borrowings		
Borrowings at beginning of the year	0	0
Borrowings during the year	0	0
Repayments during the year	0	0
Balance at the end of the year	0	0

Other important disclosure notes

17. Stock/ Inventory

	2020-2021	2019-2020
	Kshs	Kshs
b) Inventory		
Stock inventory at the beginning of the year	40,880	100,580
Stock inventory purchased during the year	1,189,620	2,050,500
Stock inventory issued during the year	(1,200,000)	(2,110,280)
Balance at the end of the year.	30,500	40,800

18. Progress On Follow Up Of Auditor Recommendations

The following is the summary of issues raised by the external auditor, and management comments that were provided to the auditor.

Ref No.	Issue / Observations from Auditor	Management comments	Status: (Resolved / Not Resolved)	Timeframe: (Put a date when you expect the issue to be resolved)

..... *M. Musundi*

Sign

Mr. Maurice Musundi

Principal

Date: 6/6/2025



PUBLIC SECONDARY SCHOOL – KAINUK MIXED SECONDARY SCHOOL
Reports and Financial Statements
For six months to the period ended 30th June 2021

XI. Annexes
Annex I - Analysis of Pending Accounts Payables

Supplier Of Goods or Services	Item supplied	Original Amount	Date Contracted	Amount Paid To-Date	Outstanding Balance Current FY 2020-2021	Outstanding Balance Comparative 2019-2020	Comments
		A	b	C	d=a-c		
		Kshs	Kshs	Kshs	Kshs	Kshs	
Supply Of Goods							
1. Elimu Kaamoni Enterprises	Foodstuffs	566,080	Balance b/f 1/1/2021	566,080	0	566,080	To be paid when funds are available
2. Pajn stores	Foodstuffs	427,500	Balance b/f 1/1/2021	0	1,372,000	427,500	To be paid when funds are available
3. Pestigon Limited	Sanitary services	60,200	Balance b/f 1/1/2021	0	0	60,200	To be paid when funds are available
4. Kainuk Amani Shop	Foodstuffs	1,248,560	Balance b/f 1/1/2021	1,040,560	208,000	1,248,560	To be paid when funds are available
5. Possible Auto Spares	School bus repairs KBT 567 N	0	Balance b/f 1/1/2021	0	112,240	0	To be paid when funds are available
6. Kenya Power and Lighting	Electricity bills	0	Balance b/f 1/1/2021	0	187,033	0	To be paid when funds

Kainuk Mixed Secondary School
Public secondary school
Annual Report and Financial Statements
For six months for the period ended 30th June 2021

Supplier Of Goods or Services	Item supplied	Original Amount	Date Contracted	Amount Paid To-Date	Outstanding Balance Current FY 2020-2021	Outstanding Balance Comparative 2019-2020	Comments
							are available
7. BOM employees	Salary for June	0	Balance b/f 1/1/2021	0	336,117	0	To be paid when funds are available
8. Mwako Supplies	Laboratory Equipment	1,734,610	Balance b/f 1/1/2021	1,498,610	236,600	1,734,610	To be paid when funds are available
9. Eregae Electricals	Electricity appliances	30,000	Balance b/f 1/1/2021	0	38,850	30,000	To be paid when funds are available
10. Molex Enterprises	Laboratory enterprises	156,000	Balance b/f 1/1/2021	14,000	142,000	156,000	To be paid when funds are available
11. Cayona hardware	Plumbing materials	192,800	Balance b/f 1/1/2021	180,780	12,020	192,800	To be paid when funds are available
12. Namso General Supplies	Foodstuffs	300,560	Balance b/f 1/1/2021	41,180	259,380	300,560	To be paid when funds are available
13. All saints bakery	Bread	86,250	Balance b/f 1/1/2021	27,800	58,450	86,250	To be paid when funds are available

Kainuk Mixed Secondary School
Public secondary school
Annual Report and Financial Statements
For six months for the period ended 30th June 2021

Supplier Of Goods or Services	Item supplied	Original Amount	Date Contracted	Amount Paid To-Date	Outstanding Balance Current FY 2020-2021	Outstanding Balance Comparative 2019-2020	Comments
14. Anne Ali Lobeker	Vegetables	0	Balance b/f 1/1/2021	0	145,700	0	To be paid when funds are available
Totals		4,802,560			3,108,390	4,802,560	

Kainuk Mixed Secondary School
Public secondary school
Annual Report and Financial Statements
For six months for the period ended 30th June 2021

Annex 2 – Summary of Fixed Assets Register

Asset Class	Historical Cost b/f (Kshs) 1st January 2021	Additions during the year (Kshs)	Disposals during the year (Kshs)	Historical Cost of/ (Kshs) 30th June 2021
Land (20 acres)	6,000,000	0	0	6,000,000
Buildings And Structures	19,900,000	0	0	19,900,000
Motor Vehicle	4,700,000	0	0	4,700,000
Furniture and Fittings	6,125,000	0	0	6,125,000
Office Equipment	1,550,000	0	0	1,550,000
Textbooks	5,500,000	0	0	5,500,000
ICT Equipment	360,000	0	0	360,000
Tools And Apparatus	1,300,000	0	0	1,300,000
Other Machinery and Equipment	2,510,000	0	0	2,510,000
Heritage And Cultural Assets	200,000	0	0	200,000
Intangible Assets- Soft Ware	111,800	0	0	111,800
Total	38,721,600	0	0	38,721,600