

REPUBLIC OF KENYA



OFFICE OF THE AUDITOR-GENERAL

REPORT

PARLIAMENT
OF KENYA
LIBRARY

OF

THE AUDITOR-GENERAL

ON

THE FINANCIAL STATEMENTS OF
MINISTRY OF INFORMATION,
COMMUNICATION AND TECHNOLOGY-
STATE DEPARTMENT FOR INFORMATION,
COMMUNICATION, TECHNOLOGY AND
INNOVATION

FOR THE YEAR ENDED
30 JUNE 2018

THE NATIONAL ASSEMBLY
PAPERS LAID

DATE: 04 JUL 2019

DAY: Thursday

TABLED BY: LOM


CLERK AT THE TABLE: Wainaina Chebet



OFFICE OF THE AUDITOR GENERAL
P. O. Box 30084 - 00100, NAIROBI
REGISTRY

1 4 FEB 2019

RECEIVED



MINISTRY OF INFORMATION COMMUNICATION AND TECHNOLOGY

STATE DEPARTMENT OF ICT AND INNOVATION

REPORTS AND FINANCIAL STATEMENTS

**FOR THE FINANCIAL YEAR ENDED
JUNE 30, 2018**

Prepared in accordance with the Cash Basis of Accounting Method under the International Public Sector
Accounting Standards (IPSAS)

**MINISTRY OF INFORMATION COMMUNICATION AND TECHNOLOGY STATE
DEPARTMENT OF ICT AND INNOVATION**

Reports and Financial Statements for the year ended June 30, 2018

Table of Contents

Page

I. KEY STATE DEPARTMENT INFORMATION AND MANAGEMENT.....	3
II. FORWARD BY THE PRINCIPAL SECRETARY	6
III. STATEMENT OF ENTITY MANAGEMENT RESPONSIBILITIES.....	17
IV. REPORT OF THE INDEPENDENT AUDITORS ON THE STATE DEPARTMENT OF ICT AND INNOVATION	19
V. STATEMENT OF RECEIPTS AND PAYMENTS FOR THE PRIOD ENDED 30 TH JUNE, 2018...20	
VI. STATEMENT OF ASSETS AND LIABILITIES.....	21
VII. STATEMENT OF CASH FLOWS	22
VIII. SUMMARY STATEMENT OF APPROPRIATION: RECURRENT AND DEVELOPMENT COMBINED.....	24
IX. SUMMARY STATEMENT OF APPROPRIATION: RECURRENT.....	25
X. SUMMARY STATEMENT OF APPROPRIATION: DEVELOPMENT.....	27
XI. BUDGET EXECUTION BY PROGRAMMES AND SUB-PROGRAMMES	28
XII. SIGNIFICANT ACCOUNTING POLICIES	29
XIII NOTES TO THE FINANCIAL STATEMENTS.....	34
XIV ANNEXES	43

**MINISTRY OF INFORMATION COMMUNICATION AND TECHNOLOGY STATE
DEPARTMENT OF ICT AND INNOVATION**

Reports and Financial Statements for the year ended June 30, 2018

I. KEY STATE DEPARTMENT INFORMATION AND MANAGEMENT

a. Background Information

The State Department was formed on May 2016 via Executive Order No. 1/2016 by splitting the Ministry of ICT into two State Department and Headed by the Cabinet for ICT who is responsible for the general policy and strategic direction of the Ministry.

i. Vision

Kenya as a globally competitive knowledge-based economy.

ii. Mission

To facilitate universal access to ICT infrastructure and services in the country

iii. Strategic Goals/ Objectives

- To formulate, review and implement appropriate ICT policies, legal and institutional frameworks that improve efficiency of service delivery.
- To collect, collate and disseminate credible information to promote a competitive knowledge based society through informed citizenry.
- To train, build and strengthen the ICT and mass media skills development.
- To develop a world class ICT infrastructure that ensures availability, efficient, reliable and affordable ICT services

iv. Mandate and function of the state department

The Mandate of the State Department is derived from the executive order No. 1/2016 which stipulates the following functions; National ICT Policy and Innovation

- Promotion of E-Government
- Promotion of Software Development Industry
- ICT Agency (E-Government, Kenya ICT Board and Government Information Technology Services)
- Provision of ICT Technical Support to MDAs
- Policy on Automation of Government Services
- Development of National Communication Capacity and Infrastructure
- Management of National Fibre Optic Infrastructure

**MINISTRY OF INFORMATION COMMUNICATION AND TECHNOLOGY STATE
DEPARTMENT OF ICT AND INNOVATION**

Reports and Financial Statements for the year ended June 30, 2018

The State Department has two administrative department namely Directorate of ICT, Administration and four Semi-Autonomous Government Agencies (SAGAs): ICT Authority, Konza Technopolis Development Authority, Telkom Kenya Limited and TEAMS Kenya Limited.

b. Key Management

The State Department day to day management is under the following key organs as derived in executive order:-

- Management of Information Communications Technology (ICT) in Government
- Development and implementation of ICT related policies, regulations, standards and guidelines
- Promotion of e-government services
- ICT Training and skills development
- Development of National Communications Capacity and ICT Infrastructure
- Promotion of the ICT Industry
- Fibre optics infrastructure development and management
- Coordinate the planning and development of the SMART City (Konza)

c. Fiduciary Management of the State Department

The Key management personnel who held office during the half year review ended 30th June,2018 and had direct fiduciary responsibility were:-

S/N	Designation	Name
1.	Accounting Officer	Jerome Ochieng
2.	Director Administration	Henry Mungasia
3.	Deputy Secretary Administration	Abraham Ondeng
4.	Director of ICT	Robert Mugo
5.	Chief Finance Officer	Christopher Kariuki
6.	Principal Economist	Joseph Mwangi
7.	Senior Assistant Accountant General	Vincent Kirwa
8.	Principal Accountant	Zuwena Zainabu
9.	Director HRM	John Odhiambo

d. Fiduciary Oversight Arrangement

The following State Department Committee provided the fiduciary oversight arrangements to ensure prudent financial management;

**MINISTRY OF INFORMATION COMMUNICATION AND TECHNOLOGY STATE
DEPARTMENT OF ICT AND INNOVATION**

Reports and Financial Statements for the year ended June 30, 2018

1. State Department Budget Implementation Committee

- To review and consider the cash flow plan
- To review the utilization of cash limits
- To review and recommend reallocation of expenditures
- To prepare budget for the State Department in consultation
- To implement the Treasury Circular on expenditures

2. State Department Audit Committee

- Review and approve the internal audit workplan and forward it to PS for funding
- Review the internal and external filing, recommendation and proposed corrective and preventative action where necessary
- Review the systems established to ensure sound public financial management and internal control as we compliance with polices, rule, regulations and procedures

e. Entity Headquarters

P. O. Box 30025 -00100
Telposta Towers
Kenyatta Avenue
NAIROBI, KENYA

Entity Contact

Telephone:+254 (20) 4920000

Email: info@information.go.ke or ps@information.go.ke

Website: www.information.go.ke

f. Entity Bankers

Central Bank of Kenya
Haile Selassie Avenue
P.O. Box 60000
City Square 00200
Nairobi, Kenya

g. Independent Auditor

Office of the Auditor General
Anniversary Towers, University Way
P.O. Box 30084
GPO 00100
Nairobi, Kenya

h. Principal Legal Advisor

The Attorney General
State Law Office
Harambee Avenue
P.O. Box 40112
City Square, 00200
Nairobi, Kenya

**MINISTRY OF INFORMATION COMMUNICATION AND TECHNOLOGY STATE
DEPARTMENT OF ICT AND INNOVATION**

Reports and Financial Statements for the year ended June 30, 2018

II. FORWARD BY THE PRINCIPAL SECRETARY

The State Department was allocated a total of **KShs. 13,103,585,127** of which **KShs. 1,118,566,059** for Recurrent, **KShs. 7,517,519,068** and **KShs. 4,467,500,000** Appropriation in Aid for both Developments budget in 2017/18 Financial Year. During the period under review the State Department Absorbed **KShs. 11,671,827,593.10** by 30th June, 2018 which is **89%** of the approved expenditure. The variance is attributed to untimely release of exchequer and implementation of austerity measures introduced by the National Treasury.

The State Department utilized the funds in implementation of its three major programmes namely in: (i) General Administration and Support Services, (ii) e-government services and (iii) ICT infrastructure Development. Under the programmes there are sub-programmes that includes; General administration and support services, e-government services, ICT infrastructure Connectivity and BPO Development.

During the period under review the State Department continued with the development and review key policies and legal frameworks which included National ICT Policy, ICTA and KOTDA Bill, Language Policy, Digitization Policy, Government Architecture Framework, Access to information Regulations National ICT Masterplan, among others. These policy and legal frameworks will facilitate growth and development of the ICT industry.

ACHIEVEMENT ON IMPLEMENTATION OF PROJECTS

During the year under review, the State Department implemented various projects aimed at increased access to quality and affordable world class infrastructure and services country wide. These includes:-

1. Digital Literacy Programme

The Implementation of the Digital Literacy Programme: During the period under review the State Department was not able to procure and distribute 250,000 digital Learning devices to the remaining 2,150 Public Primary schools due to budget cuts during supplementary. However, the State Department concentrated in payment of pending bills accrued in FY 2017/18.

Implementation of Digital Literacy Programme



Gem Sub county



DLP classroom

2.

**MINISTRY OF INFORMATION COMMUNICATION AND TECHNOLOGY STATE
DEPARTMENT OF ICT AND INNOVATION**


Reports and Financial Statements for the year ended June 30, 2018

Establishment of Konza Techno City


The Government plan to position Kenya as a Technology hub through the establishment of Konza Technopolis is still on course. The achievements realized in the establishment of Phase 1 of Konza Technopolis:

- Constructed 50% of **Konza Complex** phase IA.

Completion of 50% of Konza Complex phase I



a) Konza Complex Model




b) Actual Construction of Konza Complex at 40% completion

- Operationalized Konza **Engineer, Procure, Construct and Finance (EPC-F)** model to fund the Phase 1 Infrastructure namely Streetscape and Subsurface Utilities. The budget of KShs. 7,200 Million is already captured in the FY 2018/19 printed estimates. Contractor is on sight mobilizing equipment's to start the actual construction.

3. Presidential Digital Talent:

Recruited additional 400 ICT graduates to the programme where they are being trained on high end skills on wide ICT Spectrum courses. The students are currently being trained and are attached in both public and private sector in the ICT industry

**Welcoming 400 Presidential Digital Talent Programme
Interns**

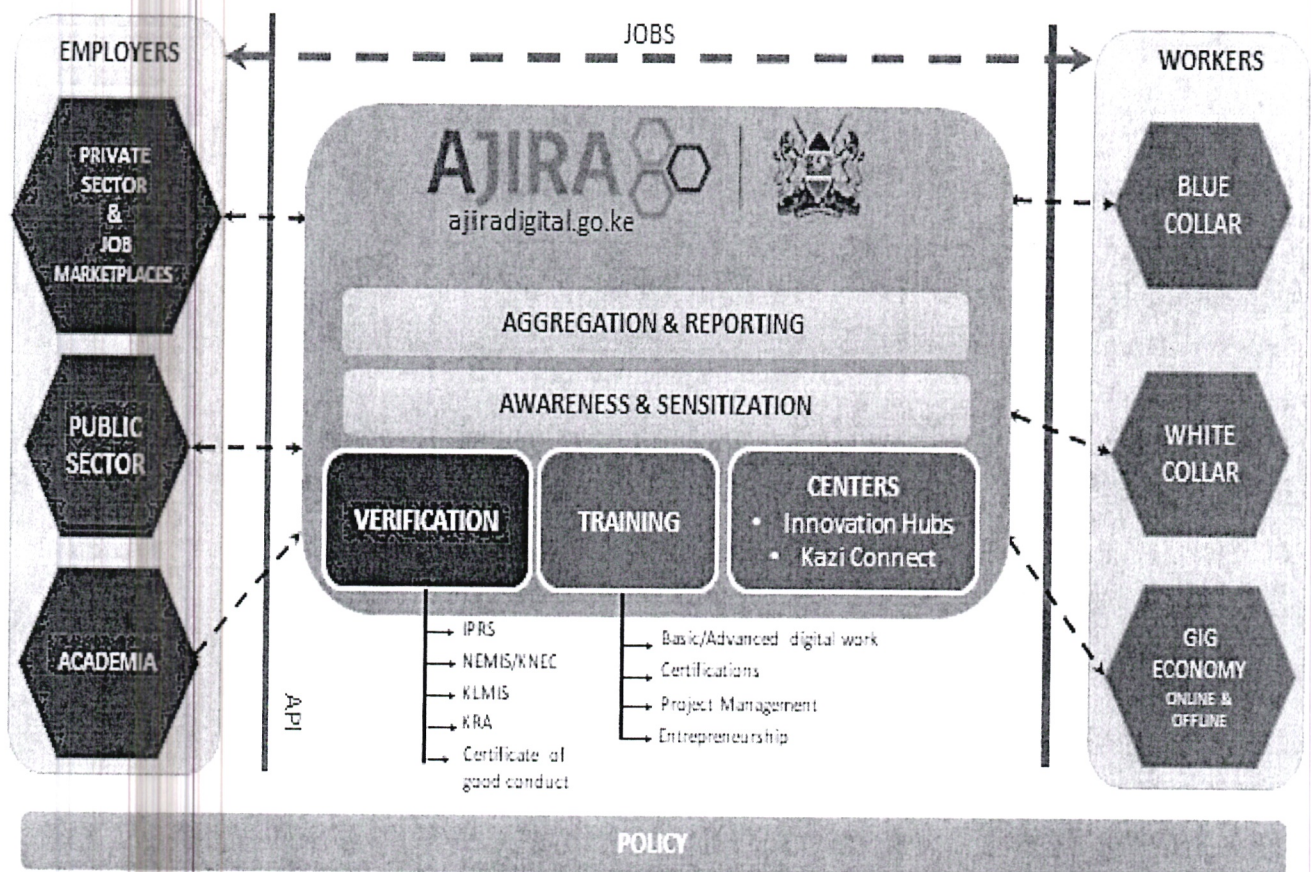


› President welcoming interns

› Interns undergoing induction

4. Ajira Programme:

During the period the State Department concentrated in payment of pending bills which accrued in the FY 2016/17 as the programme was started in June 2017 after provision of funds in supplementary 3. The bills accrued due to lack of exchequer by close of financial year 2016/17 and budget cut during electioneering period. However, the Ministry managed to train 1,000 youths on online jobs and connected 350,000 citizens on digital works.



5. Constituency Innovation Hubs:

The Government has established eleven (11) out of the targeted 290 Constituency ICT Innovation Hubs to facilitate the provision of broadband connectivity at the constituency level for online

**MINISTRY OF INFORMATION COMMUNICATION AND TECHNOLOGY STATE
DEPARTMENT OF ICT AND INNOVATION**

Reports and Financial Statements for the year ended June 30, 2018

government services. The delay in implementation has been attributed to non-provision of counterpart funds by the CDF to equip the Hubs as the State Department will only provide broadband Connectivity.

6. National Optic Fibre Backbone Infrastructure (NOFBI) – Expansion

Completed the laying of 2100km of Fiber under NOFBI Phase II. In addition, rolled out NOFBI Phase II expansion and developed high and low level design for NoFBI Phase II expansion to the sub-county, hospital and other public institution. The State Departments has laid 1000KM of fiber out of targeted 2500KM.

**7. Eastern Africa regional transport, trade and trade development facilitation project
(EARTTDFP)**

Developed high and low level design for the project from Eldoret in Kenya to Nandabal in South Sudan for the rehabilitation of the existing 300KM Network under NOFBI phase I which was destroyed during road construction. Negotiations for award of contract for rehabilitation ongoing while tender documents for construction of redundancy line along the network forwarded to World Bank for Consideration.

8. County Connectivity Project (CCP)

Developed high and low level design for phase III project to cover sub-counties and other government buildings to reduce cost of communication. The project entails installation of video conferencing facility, voice and internet services. So far 17 sites have already been installed which each site covering 10-12 buildings in Counties.

9. National Information Security:

Acquired additional office space and centre to integrate the following systems:-

- **Kenya Computer Incidence Response Team:** A Computer Incidence Response team (KE-CIRT/CC) was established to coordinate computer related incidences in the country
- **The National Public Key Infrastructure:** The Government implemented a Public Key Infrastructure to authorize and authenticate information systems in the country and create a secure online transaction environment. The Root Certificate Authorities was set up to facilitate digital certificates. During the period PKI was implemented for integrated i-Tax system at Kenya Revenue Authority.
- **Cyber Command and Incidence Response Centre:** A cyber security was established to reduce the risk of attacks and create a more secure network and protect the public gateways.
- **Information Security Risk Assessment and Systems Audit:** The Government conducted information security risk assessment and audits for to all government ministries and 20 State Corporations.

**MINISTRY OF INFORMATION COMMUNICATION AND TECHNOLOGY STATE
DEPARTMENT OF ICT AND INNOVATION**

Reports and Financial Statements for the year ended June 30, 2018

10. Government Shared Services

The Ministry continued with the Implementation of the Government shared services supports: Government Common Core Network (GCCN), Unified Communication System, Government Data Centre, G-Pay, IPRS, iTax, ICT Applications among others to ensure 99.9% Uptime of key government services.

EMERGING ISSUES AND CHALLENGES

The State Department faced the following emerging issues and challenges in its endeavor to implement the identified programmes and Key projects during the FY 2017/18 despite the successes registered.

1. **Budget reduction:** this affected the implementation of the State Department Key Projects like Ajira Kenya, Konza, Fiber Networks among others
2. **Legal framework for enforcement:** Inadequate legislation to institutionalize the agencies in charge of ICT in the Country and facilitate collaboration of government agencies in terms of data applications and data sharing. The legislative base regulating the youth internships and employment is not comprehensive enough to warrant broad employment across the regional, global, National and counties
3. **Infrastructure:** Vandalism of ICT infrastructure, Lack of harmonized data management system, Limited penetration of telecommunication infrastructure in rural areas, Digital divide between the rural and urban areas which limits public awareness of the advantages and opportunities of ICT, Inadequate, Lack of or inadequate supply of affordable and uninterrupted power supply.
4. **Lack of National ICT Qualification and Capability Framework:** the lack of these frameworks have hindered development of public sector workforce appropriately and making it difficult to assess ICT professionals in the industry.

**MINISTRY OF INFORMATION COMMUNICATION AND TECHNOLOGY STATE
DEPARTMENT OF ICT AND INNOVATION**

Reports and Financial Statements for the year ended June 30, 2018

5. **ICT Skills Gap** : Both National and County Governments are offering more and more services via various online media and moving more toward shared services and greater leveraging of ICT to enhance service delivery. The success of these initiatives depends on competent and highly skilled workforce to assure sustainable and seamless services to citizens and for the implementation of the e-Government initiatives
6. **Emerging Security challenges:** There are emerging challenges and complexities due to ICT systems which continues to present new security risks. The possibility of security breaches and data compromise from various categories of officers due to unawareness creation could have a serious impact /loss on Governments revenue, disruption on services, and may even create liabilities for lawsuits.
7. **Policy Framework:** The National ICT policy has not been finalized. More so, there is lack of a policy on ICT Human Capital development.
8. **Limited interoperability of government systems:** Many government systems work in isolation of each other, which creates duplication and inefficient resource management. Most processes are to a large extent paper-based, which creates unnecessary delays. As such ICTs can be leveraged through e-Government initiatives to further improve government operational effectiveness and efficiency, thereby improving service delivery to citizens
9. **Rapid technological change:** Technological advancements and the search by suppliers for new markets have resulted in a bewildering array of technical solutions in search of problems to fix. Governments face the challenge of fostering the development of e-government while

**MINISTRY OF INFORMATION COMMUNICATION AND TECHNOLOGY STATE
DEPARTMENT OF ICT AND INNOVATION**

Reports and Financial Statements for the year ended June 30, 2018

there is still great uncertainty regarding fast moving technological change, and it is difficult to anticipate future policy impacts in detail.

10. Citizen illiteracy levels reduces uptake of e- services rolled out by Government

To this end, the Ministry continues to prioritize implementation of key programmes to address inadequate financing and integration of government Systems, further the Ministry continues with the review of various policies to address rapid technological change in the sector.

**JOE MUCHERU, EGH
CABINET SECRETARY**

III. STATEMENT OF ENTITY MANAGEMENT RESPONSIBILITIES

Section 81 (1) of the Public Finance Management Act, 2013 requires that, at the end of each financial year, the accounting officer for a National Government Entity shall prepare financial statements in respect of that entity. Section 81 (3) requires the financial statements so prepared to be in a form that complies with relevant accounting standards as prescribed the Public Sector Accounting Standards Board of Kenya from time to time.

The Accounting Officer in charge of the State Department for Information Communication and Innovation is responsible for the preparation and presentation of the entity's financial statements, which give a true and fair view of the state of affairs of the entity for and as at the end of the financial year (period) ended on June 30, 2018. This responsibility includes: (i) maintaining adequate financial management arrangements and ensuring that these continue to be effective throughout the reporting period; (ii) maintaining proper accounting records, which disclose with reasonable accuracy at any time the financial position of the entity; (iii) designing, implementing and maintaining internal controls relevant to the preparation and fair presentation of the financial statements, and ensuring that they are free from material misstatements, whether due to error or fraud; (iv) safeguarding the assets of the entity; (v) selecting and applying appropriate accounting policies; and (vi) making accounting estimates that are reasonable in the circumstances.

The Accounting Officer in charge of the State Department for Information Communication and Innovation accepts responsibility for the entity's financial statements, which have been prepared on the Cash Basis Method of Financial Reporting, using appropriate accounting policies in accordance with International Public Sector Accounting Standards (IPSAS). The Accounting Officer is of the opinion that the *entity's* financial statements give a true and fair view of the state of entity's transactions during the financial year ended June 30, 2018, and of the entity's financial position as at that date. The Accounting Officer in charge of the State Department for Information Communication and Innovation further confirms the completeness of the accounting records maintained for the *entity*, which have been relied upon in the preparation of the entity's financial statements as well as the adequacy of the systems of internal financial control.


**MINISTRY OF INFORMATION COMMUNICATION AND TECHNOLOGY STATE
DEPARTMENT OF ICT AND INNOVATION**

Reports and Financial Statements for the year ended June 30, 2018

The Accounting Officer in charge of the State Department for Information Communication and Innovation confirms that the entity has complied fully with applicable Government Regulations and the terms of external financing covenants (where applicable), and that the entity's funds received during the year under audit were used for the eligible purposes for which they were intended and were properly accounted for. Further the Accounting Officer confirms that the entity's financial statements have been prepared in a form that complies with relevant accounting standards prescribed by the Public Sector Accounting Standards Board of Kenya.

Approval of the financial statements

The State Department for information Communication and Innovation financial statements were approved and signed by the Accounting Officer on 8/7 2019.



**JEROME OCHIENG
PRINCIPAL SECRETARY**



**JOSEPH K. MWANGI
SENIOR ASSISTANT ACCOUNTANT GENERAL
ICPAK NO. 5841**

REPUBLIC OF KENYA

Telephone: +254-20-342330
Fax: +254-20-311482
E-mail: oag@oagkenya.go.ke
Website: www.kenao.go.ke



P.O. Box 30084-00100
NAIROBI

OFFICE OF THE AUDITOR-GENERAL

REPORT OF THE AUDITOR-GENERAL ON MINISTRY OF INFORMATION, COMMUNICATION AND TECHNOLOGY-STATE DEPARTMENT FOR INFORMATION, COMMUNICATION, TECHNOLOGY AND INNOVATION FOR THE YEAR ENDED 30 JUNE 2018

REPORT ON THE FINANCIAL STATEMENTS

Disclaimer of Opinion

I have audited the accompanying financial statements of State Department for Information, Communication, Technology and Innovation set out on pages 20 to 47, which comprise the statement of financial assets and liabilities as at 30 June 2018, and the statement of receipts and payments, statement of cash flows and summary statement of appropriation: recurrent and development combined, budget execution by programmes and sub-programmes for the year then ended, and a summary of significant accounting policies and other explanatory information in accordance with the provisions of Article 229 of the Constitution of Kenya and Section 35 of the Public Audit Act, 2015.

I do not express an opinion on the accompanying financial statements. Because of the significance of the matters described in the Basis for Disclaimer of Opinion section of my report, I have not been able to obtain sufficient appropriate audit evidence to provide a basis for an audit opinion on these financial statements.

Basis for Disclaimer of Opinion

1. Accuracy of the Financial Statements

The figures reported in the financial statements for the year ended 30 June 2018 differed from the figures confirmed in the financial statements from IFMIS ledger as detailed below:

Details	Amounts as per Financial Statements (Kshs)	Amounts as per IFMIS Reports (Kshs)	Difference (Kshs)
Total Payments	11,671,827,593	11,670,365,383	1,462,210
Total Financial Assets	5,856,970	2,772,992,950	(2,767,135,980)
Total Financial Liabilities	3,134,608	2,771,642,685	(2,768,508,077)
Fund balance brought forward	1,993,791	(930,814)	2,924,605

The two sets of balances have not been reconciled or differences explained.

Report of the Auditor-General on the Financial Statements of the Ministry of Information, Communication and Technology-State Department for Information, Communication, Technology and Innovation for the year ended 30 June 2018

Consequently, the validity, correctness and accuracy of the figures in the financial statements for the year ended 30 June 2018 could not be ascertained.

2. Acquisition of Assets

2.1 Specialized Assets

The statement of receipts and payments reflects an amount of Kshs.3,593,487,703 under acquisition of assets which includes purchase of specialized plant, equipment and machinery of Kshs.630,275,441 as detailed in note 7 of the financial statements. The amount however includes Kshs.5,440,000 relating to purchase of medium duty printer, Smart UPS 700KVA, extra-large volume photocopier and desktop computers all of which do not qualify to be in the class of specialized Plant, Equipment and Machinery.

In addition, the acquisition of specialized plant, equipment and machinery figure of Kshs.630,275,441 includes an amount of Kshs.624,835,441 which was paid to a vendor for which the details of the nature of assets procured, description of the assets and the location were not provided for audit examination. Further, the payment made was not supported by documentation to show that it was done in line with the conditions set on the contract allegedly supporting the procurement.

Consequently, the correctness and propriety of the Kshs.3,593,487,703 under acquisition of assets could not be ascertained.

2.2 Domestic Public Non-Financial Enterprise

The acquisition of assets figure of Kshs.3,593,487,703 as disclosed on note 7 to the financial statements includes a figure of Kshs.2,960,484,692 (2016/2017 – Kshs.2,873,149,807) in respect of financial assets described as Domestic Public Non-Financial Enterprise whose nature of assets and breakdown was not made available for audit verification. The expenditure is allegedly in respect of the National Fibre Optic Backbone Infrastructure (NOFBI) whose first phase was initiated in 2010 and completed in 2012 with subsequent extensions automatically granted to the contractor without any procurement process some of which are yet to be completed and commissioned.

However, the payments have been made directly by National Treasury who have approved the invoices and signed certificates of acceptances even though there was no inspection and acceptance committee in place.

No evidence of analysis of work done or details of the assets created that was being paid for were made available for audit review. Further, though the NOFBI project network is being used by most of the data service providers in the Country, there has been no billing done for the last four years it has been operational neither has there been any service provision framework in place between NoFBI project managers and the service providers. The Government has therefore been funding the operation of commercial entities without recovering the cost which amounts to non-prudent use of public resources.

Under the circumstances, it has not been possible to confirm the propriety of the expenditure on acquisition of non-financial assets totaling Kshs.3,593,487,703 as at 30 June 2018.

2.3 National Optic Fibre Backbone Infrastructure (NOFBI) and County Connectivity Project (CCP) Structure

The State Department of Information Communications, Technology and Innovation was undertaking two projects namely National Optic Fibre Backbone Infrastructure (NOFBI) and County Connectivity Project (CCP). The projects do not have a defined structure that allocates responsibility of ensuring delivery by constructor. The contract is between the State Department and the contractor, the contractor bills ICT Authority for works done if any and the payments are made by the National Treasury. No documented inspection and acceptance report have been provided to support any of the payments made amounting to Kshs.5,833,634,501 in respect of NOFBI and Kshs.624,835,441 paid in respect of CPP over the last two years. No evidence has been provided for audit verification to show that Use Acceptance Testing (UAT) has ever been undertaken on the project. In addition, even though the projects are presumed to have project manager, no appointment letters availed for audit verification in respect of project managers to both National Optic Fiber Backbone Infrastructure (NOFBI) and County Connectivity Project (CCP). No appointment letters for members of the inspection and acceptance committee for both National Optic Fiber Backbone Infrastructure (NOFBI) and County Connectivity Project (CCP) were provided for audit verification.

In view of the foregoing circumstances, the governance, propriety and the value for money for these projects expenditure of Kshs.5,833,634,501 plus could not be confirmed.

3. Use of Goods and Services

The statement of receipts and payments reflects an amount of Kshs.172,456,843 under Use of goods and services which includes an amount of Kshs.32,965,439 of Domestic travel and subsistence which had the following anomalies:

- i. An amount of Kshs.1,462,207 included in Domestic travel and subsistence relates to imprests issued during the financial year which as per the IFMIS records had not been cleared as at 30 June 2018 even though the manual imprest register availed for audit indicated that the outstanding imprests as at 30 June 2018 was Kshs.260,600 which was also the amount reflected as accounts receivable in the statement of assets and liabilities. A Reconciliation between the two sets of records that is the manual register and IFMIS records was not made available for audit scrutiny.
- ii. An amount of Kshs.3,132,500 included in the domestic travel and subsistence allowances related to payments made to officers undertaking their normal daily duties/or for activities not in line with the mandate of the State Department of ICT and Innovation. No explanation has been provided for these inappropriate payments.

Consequently, the propriety and accuracy of the expenditure on use of goods and services of Kshs.172,456,843 could not be confirmed.

4. Transfer to Other Government Units

The transfer to Other government Units figure of Kshs.7,717,448,531 as reflected on statement of receipts are payments and note 5 of the financial statements includes Kshs.7,257,433,531 to Information Communication and Technology Authority (ICTA). However, the balance reported in ICTA's Financial Statements is Kshs.6,846,818,478 resulting in a variance of Kshs.410,615,053 out of which a total of Kshs.370,000,000 has been adequately explained leaving unexplained variance of Kshs.40,615,054. Further, information available indicates that an amount of Kshs.914,878,532 was disbursed to ICTA on 9 July 2018 which was nine days after the closure of the financial year. No explanation has been provided on the treatment of the entries under bank since they do not feature in the bank reconciliation.

Consequently, the accuracy of the figure of Kshs.7,717,448,531 in respect to transfers to Other Government Units for the year ended 30 June 2018 could not be ascertained.

5. Proceeds from Foreign Borrowings

The statement of receipts and payments reflect a figure of Kshs.3,585,320,134 as proceeds from foreign borrowings for the year ended 30 June 2018. The borrowing are alleged to have been direct payments made by National Treasury to two contractors, one working on the National Optic Fiber Backbone Infrastructure (NOFBI) and the other one working on the County Connectivity Project. However, projects had no verification and acceptance committee to authenticate the work done was in line with contract and met the user specifications.

Consequently, the accuracy, validity and completeness of the proceeds from foreign borrowings of Kshs.3,585,320,134 could not be ascertained.

6. Fixed Assets Register

Annex 4 to the financial statements indicates that the total fixed assets owned by the State Department of ICT and Innovation stood at Kshs.6,853,982,467 as at 30 June 2018. However, no detailed fixed asset register was maintained by the State Department specifying date of acquisition, name, serial numbers and location of the individual assets/ item.

In consequence, It has not been possible to ascertain the completeness and accuracy of the fixed assets balance of Kshs.6,853,982,467 as at 30 June 2018.

7. Pending Bills

The financial statements at note 15.1, note 15.2 and note 15.3 reflect pending bills for suppliers, staff and other pending payables amounting to Kshs.10,413,772, Kshs.10,953,793 and Kshs.34,359 respectively all amounting to Kshs.21,401,924 as at 30 June 2018. Failure to settle bills during the year to which they relate distorts the financial statements for the year and adversely affects the provisions of the subsequent

year to which they have to be charged. Had the bills been paid and expenditure charged to the accounts for the year 2017/2018, the statement of receipts and payments for the year would have reflected a deficit of Kshs.20,673,353 instead of the net surplus of Kshs.728,571 now shown.

8.0. The Year's Adjustment

The statement of assets and liabilities as at 30 June 2018 reflects the year's adjustment balance of Kshs.(386,750) while 2016/2017 figure was Kshs.2,666,805 whose nature and analysis was not made available for audit review. In the circumstances, it has not been possible to confirm the accuracy, validity and completeness of the state department financial statements for the year ended 30 June 2018.

9.0 Prior year issues

9.1. Acquisition of Assets

Included in the acquisition of assets figure of Kshs.2,904,012,001 under note 6 to the financial statements was a figure of Kshs.2,873,149,809 in respect of financial assets described as domestic public non-financial enterprises NOFBI (ERD) whose nature and breakdown was not availed for audit verification. Further, State department did not avail assets register for its assets acquired. Although the state department had explained that invoices, certificate of acceptance and payment notification from external resource department (ERD) had been attached, no analysis was availed for audit review.

In the circumstances it has not possible to confirm the propriety of expenditure on financial assets totaling Kshs.2,873,149,809 for the year ended 30 June 2017.

9.2. Transfers to other Government Units

Included in grants and transfers to other government entities figure of Kshs.22,950,890,772 under note 5 to the financial statements was an amount of Kshs.3,109,834,436 in respect of External Resource Department (ERD) direct payments whose nature and supporting documentation was not availed for audit review.

In the circumstances, it has not been possible to confirm the propriety of ERD payment totaling Kshs.3,109,834,436 for the year ended 30 June 2017.

9.3. Withholding Tax on Payments

Included in the use of goods and services figure of Kshs.277,099,981.55 as at 30 June 2017 under note 4 to the financial statements was an amount of Kshs.25,360,446 in respect of other operating expenses. The figure of Kshs.25,360,446 also included an amount of Kshs.12,790,976.60 paid to a clearing firm being customs clearance fees for contract No.00Y40413100020 and whose supporting documents were not availed for audit review.

In the circumstances, has not been possible to confirm the authenticity of the payment of Kshs.12,790,979.60 for the year ended 30 June 2017.

REPORT ON LAWFULNESS AND EFFECTIVENESS IN USE OF PUBLIC RESOURCES

Conclusion

I do not express a conclusion on the lawfulness and effectiveness in the use of public resources as required by Article 229(6) of the Constitution. Because of the significance of the matters described in the Basis for Disclaimer of Opinion section of my report, I have not been able to obtain sufficient appropriate audit evidence to provide a basis for my audit conclusion.

REPORT ON EFFECTIVENESS OF INTERNAL CONTROLS, RISK MANAGEMENT AND GOVERNANCE

Conclusion

I do not express a conclusion on the effectiveness of internal controls, risk management and governance as required by Section 7(1)(a) of the Public Audit Act, 2015. Because of the significance of the matters described in the Basis for Disclaimer of Opinion section of my report, I have not been able to obtain sufficient appropriate audit evidence to provide a basis for my audit conclusion.

Responsibilities of Management and Those Charged with Governance

Management is responsible for the preparation and fair presentation of these financial statements in accordance with International Public Sector Accounting Standards Accrual Basis and for maintaining effective internal control as management determines is necessary to enable the preparation of financial statements that are free from material misstatement, whether due to fraud or error and for its assessment of the effectiveness of internal control, risk management and governance.

In preparing the financial statements, management is responsible for assessing the ability to sustain services, disclosing, as applicable, matters related to sustainability of services and using the International Public Sector Accounting Standards Accrual basis of accounting unless the management either intends to liquidate the or to cease operations, or have no realistic alternative but to do so.

Management is also responsible for the submission of the financial statements to the Auditor-General in accordance with the provisions of Section 47 of the Public Audit Act, 2015.

In addition to the responsibility for the preparation and presentation of the financial statements described above, management is also responsible for ensuring that the activities, financial transactions and information reflected in the financial statements are in compliance with the authorities which govern them, and that public resources are applied in an effective way.

Those charged with governance are responsible for overseeing the financial reporting process, reviewing the effectiveness of how the entity monitors compliance with relevant

Report of the Auditor-General on the Financial Statements of the Ministry of Information, Communication and Technology-State Department for Information, Communication, Technology and Innovation for the year ended 30 June 2018


legislative and regulatory requirements, ensuring that effective processes and systems are in place to address key roles and responsibilities in relation to governance and risk management, and ensuring the adequacy and effectiveness of the control environment.

Auditor-General's Responsibilities for the Audit

My responsibility is to conduct an audit of the financial statements in accordance with International Standards of Supreme Audit Institutions (ISSAIs) and to issue an auditor's report that includes my opinion in accordance with the provisions of Section 48 of the Public Audit Act, 2015 and submit the audit report in compliance with Article 229(7) of the Constitution. However, because of the matters described in the Basis for Disclaimer of Opinion section of my report, I was not able to obtain sufficient appropriate audit evidence to provide a basis for an audit opinion on these financial statements.

In addition, my responsibility is to express a conclusion about whether, in all material respects, the activities, financial transactions and information reflected in the financial statements are in compliance with the authorities that govern them, and that public resources are applied in an effective way, in accordance with the provisions of Article 229(6) of the Constitution and submit the audit report in compliance with Article 229(7) of the Constitution. I also consider internal control, risk management and governance processes and systems in order to give an assurance on the effectiveness of internal controls, risk management and governance in accordance with the provisions of Section 7(1) (a) of the Public Audit Act, 2015 and submit the audit report in compliance with Article 229(7) of the Constitution. However, because of the matters described in the Basis for Conclusion on Lawfulness and Effectiveness in Use of Public Resources, and Internal Controls, Risk Management and Governance sections of my report, I was not able to obtain sufficient appropriate audit evidence to provide a basis for an audit conclusion.

I am independent of State Department for ICT and Innovation in accordance with ISSAI 30 on Code of Ethics. I have fulfilled other ethical responsibilities in accordance with the ISSAI and in accordance with other ethical requirements applicable to performing audits of financial statements in Kenya.



FCPA Edward R. O. Ouko, CBS
AUDITOR-GENERAL


Nairobi

24 March 2019

V. STATEMENT OF RECEIPTS AND PAYMENTS FOR THE PRIOD ENDED 30TH JUNE, 2018

	Note	2017-2018	2016-2017
		Kshs	Kshs
RECEIPTS			
Transfers from National Treasury	1	8,087,236,031.00	20,270,479,336
Proceeds from Foreign Borrowings	2	3,585,320,133.50	5,982,984,246
TOTAL REVENUES		11,672,556,164.50	26,253,463,582
PAYMENTS			
Compensation of Employees	3	172,969,480.70	122,133,842
Use of goods and services	4	172,456,843.35	277,099,981
Transfers to Other Government Units	5	7,717,448,531.75	22,950,890,772
Social Security Benefits	6	15,465,034.00	-
Acquisition of Assets	7	3,593,487,703.30	2,904,012,001
TOTAL PAYMENTS		11,671,827,593.10	26,254,136,596
SURPLUS/DEFICIT		728,571.40	-673,014

The accounting policies and explanatory notes to these financial statements form an integral part of the financial statements. The entity financial statements were approved on 8/2/ 2019 and signed by:



JEROME OCHIENG
PRINCIPAL SECRETARY




JOSEPH K. MWANGI
SENIOR ASSISTANT ACCOUNTANT GENERAL
ICPAK NO. 5841

VI. STATEMENT OF ASSETS AND LIABILITIES

	Note	2017-2018	2016-2017
		Kshs	Kshs
FINANCIAL ASSETS			
Cash and Cash Equivalents			
Bank Balances	8A	5,596,370	5,060,971
Cash Balances	8B	-	193,5778
Total Cash And Cash Equivalents		5,596,370	5,254,549
Accounts Receivables - Outstanding Imprest and Clearance Accounts	9	260,600	98,560
TOTAL FINANCIAL ASSETS		5,856,970	5,353,109
LESS: FINANCIAL LIABILITIES			
Accounts Payables - Deposits	10	3,134,608	3,359,318
NET FINANCIAL ASSETS		2,722,362	1,993,791
REPRESENTED BY			
Fund balance b/fwd	11	1,993,791	-
Prior year adjustments	12	-	2,666,805
Surplus/Deficit for the year		728,571	(673,014)
NET FINANCIAL POSITION		2,722,362	1,993,791

The accounting policies and explanatory notes to these financial statements form an integral part of the financial statements. The entity financial statements were approved on 8/2 2019 and signed by:



JEROME OCHIENG
PRINCIPAL SECRETARY



JOSEPH K. MWANGI
SENIOR ASSISTANT ACCOUNTANT GENERAL
ICPAK NO. 5841

**MINISTRY OF INFORMATION COMMUNICATION AND TECHNOLOGY STATE DEPARTMENT
OF ICT AND INNOVATION**

Reports and Financial Statements for the year ended June 30, 2018


VII. STATEMENT OF CASH FLOWS

	Note	2017-2018	2016-2017
		Kshs	Kshs
CASH FLOW FROM OPERATING ACTIVITIES			
Transfers from National Treasury	1	8,087,236,031	20,270,479,336
		8,087,236,031	20,270,479,336
Payments for operating expenses			
Compensation of Employees	3	172,969,481	122,133,842
Use of goods and services	4	172,456,843	277,099,981
Transfers to Other Government Units	5	7,717,448,532	22,950,890,772
Social Security Benefits	6	15,465,034	-
		8,078,339,890	23,350,124,595
Adjusted for:			
Changes in receivables		(162,040)	(98,560)
Changes in payables		(224,710)	3,359,318
Adjustments during the year		-	2,666,805
Net cashflow from operating activities		8,509,391	- 3,709,717,696
CASHFLOW FROM INVESTING ACTIVITIES			
Acquisition of Assets	7	(3,593,487,703)	(2,904,012,001)
Net cash flows from Investing Activities		(3,593,487,703)	(2,904,012,001)
CASHFLOW FROM BORROWING ACTIVITIES			
Proceeds from Foreign Borrowings	2	3,585,320,134	5,982,984,246
Net cash flow from financing activities		3,585,320,134	5,982,984,246
NET INCREASE IN CASH AND CASH EQUIVALENT		341,822	5,254,549
Cash and cash equivalent at BEGINNING of the year		5,254,549	-
Cash and cash equivalent at END of the year		5,596,370	5,254,549

**MINISTRY OF INFORMATION COMMUNICATION AND TECHNOLOGY STATE DEPARTMENT
OF ICT AND INNOVATION**

Reports and Financial Statements for the year ended June 30, 2018

The accounting policies and explanatory notes to these financial statements form an integral part of the financial statements. The entity financial statements were approved on 8/2/ 2019 and signed by:



**JEROME OCHIENG
PRINCIPAL SECRETARY**



**JOSEPH K. MWANGI
SENIOR ASSISTANT ACCOUNTANT GENERAL
ICPAK NO. 5841**

VIII. SUMMARY STATEMENT OF APPROPRIATION: RECURRENT AND DEVELOPMENT COMBINED

Revenue/Expense Item	Original Budget	Adjustments	Final Budget	Actual on Comparable Basis	Budget Utilisation Difference	% of Utilisation Difference to Final Budget
	a	b	c=a+b	d	e=c-d	f=d/c %
RECEIPTS						
Exchequer releases	8,740,395,000	(104,309,873)	8,636,085,127	8,087,236,031	548,849,096	94%
Proceeds from Foreign Borrowings	1,523,000,000	2,944,500	4,467,500,000	3,585,320,134	882,179,867	80%
Total Receipts	10,263,395,000	2,840,190,127	13,103,585,127	11,672,556,165	1,431,028,963	89%
Payments						
Compensation of Employees	67,155,000	109,802,981	176,957,981	172,969,481	3,988,500	98%
Use of goods and services	299,060,675	(51,159,433)	247,901,242	172,456,843	75,444,399	70%
Transfers to Other Government Units	8,190,327,500	(194,059,022)	7,996,268,478	7,717,448,532	278,819,946	97%
Other grants and transfers	262,500	(237,500)	25,000	0	25,000	0%
Social Security Benefits	5,250,000	22,350,000	27,600,000	15,465,034	12,134,966	56%
Acquisition of Assets	1,701,339,325	2,953,493,101	4,654,832,426	3,593,487,703	1,061,344,723	77%
Grand Total	10,263,395,000	2,840,190,127	13,103,585,127	11,671,827,593	1,431,757,534	89%
Surplus/Deficit	0		0	728,572	(728,572)	

- i. We under performed by 20% on direct payment due to delays on documentation from the implementing agencies.
- ii. The procurement module was closed earlier than expected and there was delay in exchequer release which resulted t under performance of 30%.
- iii. Social security benefit was under performed by 44 % as a result of delay in exchequer issue since additional in provision was done in Supplementary II Budget.
- iv. Acquisition of Assets was under performed by 11% as a result of lengthy procurement procedure and delays in exchequer.

The changes in the budget was mainly a result of downwards review in Supplementary I and II in the budget.

The entity financial statements were approved on 8/12 2019 and signed by:


JEROME OCHIENG
 PRINCIPAL SECRETARY


JOSEPH K. MWANGI
 SENIOR ASSISTANT ACCOUNTANT GENERAL
 ICPAK NO. 5841

IX. SUMMARY STATEMENT OF APPROPRIATION: RECURRENT

Revenue/Expense Item	Original Budget	Adjustments	Final Budget	Actual on Comparable Basis	Budget Utilisation Difference	% of Utilisation Difference to Final Budget
	a	b	c=a+b	d	e=d-c	f=d/c %
RECEIPTS						
Exchequer releases	639,895,000	478,671,059	1,118,566,059	894,894,848	223,671,211	80%
Total Receipts	639,895,000	478,671,059	1,118,566,059	894,894,848	223,671,211	80%
PAYMENTS						
Compensation of Employees	67,155,000	109,802,981	176,957,981	172,969,480	3,988,501	98%
Use of goods and services	199,060,675	39,030,241	238,090,916	167,921,906	70,169,010	71%
Transfers to Other Government Units	317,327,500	337,327,500	654,655,000	535,220,000	119,435,000	82%
Other grants and transfers	262,500	(237,500)	25,000	0	25,000	0%
Social Security Benefits	5,250,000	22,350,000	27,600,000	15,465,034	12,134,966	56%
Acquisition of Assets	50,839,325	(29,602,163)	21,237,162	2,727,570	18,509,592	13%
Grand Total	639,895,000	478,671,059	1,118,566,059	894,303,991	224,262,068	80%
Surplus/Deficit	0	0	0	590,857	(590,857)	

Notes

- (a) We were not given the last exchequer requested for under recurrent which lead to under performance of 20% on exchequer releases
- (b) Under performance on use of goods and transfer was as result of lack of exchequer.
- (c) Under pperformance of 34% on Social Security benefits was a result of additional funding given under Supplementary II budget and non issuance of exchequer.
- (d) We under performed by 87% on acquisition of assets due to closure of the procurement module than anticipated and lack of exchequer.

MINISTRY OF INFORMATION COMMUNICATION AND TECHNOLOGY STATE DEPARTMENT OF ICT AND INNOVATION
Reports and Financial Statements for the year ended June 30, 2018

- i. With acquisition of assets the state department under performed by 87%. This was mainly for the lengthy procurement procedures which lead to delays in documentation for payment

The entity financial statements were approved on 8/21 20 19 and signed by:



JEROME OCHIENG
PRINCIPAL SECRETARY



JOSEPH K. MWANGI
SENIOR ASSISTANT ACCOUNTANT GENERAL
ICPAK NO. 5841

MINISTRY OF INFORMATION COMMUNICATION AND TECHNOLOGY STATE DEPARTMENT OF ICT AND INNOVATION

Reports and Financial Statements for the year ended June 30, 2018

X. SUMMARY STATEMENT OF APPROPRIATION: DEVELOPMENT

Revenue/Expense Item	Original Budget	Adjustments	Final Budget	Actual on Comparable Basis	Budget Utilisation Difference	% of Utilisation
	a	b	c=a+b	d	e=c-d	f=d/c %
RECEIPTS						
Exchequer releases	8,100,500,000	(582,980,932)	7,517,519,068	7,192,341,183	325,177,885	96%
Proceeds from Foreign Borrowings	1,523,000,000	2,944,500,000	4,467,500,000	3,585,320,134	882,179,867	80%
Total Receipts	9,623,500,000	2,361,519,068	11,985,019,068	10,777,661,317	1,207,357,752	90%
Payments						
Use of goods and services	100,000,000	(90,189,674)	9,810,326	4,534,937	5,275,389	46%
Transfers to Other Government Units	7,873,000,000	(531,386,522)	7,341,613,478	7,182,228,532	159,384,946	98%
Acquisition of Assets	1,650,500,000	2,983,095,264	4,633,595,264	3,590,760,134	1,042,835,131	77%
Grand Total	9,623,500,000	2,361,519,068	11,985,019,068	10,777,523,602	1,207,495,466	90%
Surplus/Deficit	0	0	0	137,715	(137,715)	

- i. We under performed on proceeds on foreign borrowing due to delays in processing of documents by the implementing agencies.
- ii. Use of goods and services was under performed by 54% as a result of one of the project implemented under use of goods did not pick due lack of supervision by the counterpart (CDF) as we were under electioneering period.
- iii. Acquisition of assets under performance by 23 % due to lengthy procurement procedures.

The changes in the budget was mainly a result of downwards review on the budget

The entity financial statements were approved on 8/21 20 19 and signed by:



JEROME OCHIENG
PRINCIPAL SECRETARY



JOSEPH K. MWANGI
SENIOR ASSISTANT ACCOUNTANT GENERAL
ICPAK NO. 5841

MINISTRY OF INFORMATION COMMUNICATION AND TECHNOLOGY STATE DEPARTMENT OF ICT AND INNOVATION
Reports and Financial Statements for the year ended June 30, 2018

XI. BUDGET EXECUTION BY PROGRAMMES AND SUB-PROGRAMMES

Sub-programme	Budget cumulative to date	Actual cumulative to Programme date	Budget utilization difference
	Kshs	Kshs	
0207000000-General Administration Planning and Support Services	243,149,357.00	203,109,304.15	40,040,052.85
0210000000 ICT Infrastructure Development	11,655,253,333.00	10,553,656,944.50	1,101,596,388.50
0217000000 E-Government	1,205,182,437.00	915,061,344.45	290,121,092.55
Totals	13,103,585,127.00	11,671,827,593.10	1,431,757,533.90

(NB: This statement is a disclosure statement indicating the utilisation in the same format at the Entity's budgets which are programme based.

XII. SIGNIFICANT ACCOUNTING POLICIES

The principle accounting policies adopted in the preparation of these financial statements are set out below:

1. Statement of Compliance and Basis of Preparation

The financial statements have been prepared in accordance with Cash-basis International Public Sector Accounting Standards (IPSAS) as prescribed by the Public Sector Accounting Standards Board (PSASB) and set out in the accounting policy note below. This cash basis of accounting has been supplemented with accounting for; a) receivables that include imprests and salary advances and b) payables that include deposits and retentions.

The financial statements comply with and conform to the form of presentation prescribed by the PSASB. The accounting policies adopted have been consistently applied to all the years presented.

2. Reporting Entity

The financial statements are for the **Ministry of Information Communication and Technology State Department of ICT and Innovation**. The financial statements encompass the reporting entity as specified under section 81 of the PFM Act 2012 and also comprise of the following development projects implemented by the entity:

3. Reporting Currency

The financial statements are presented in Kenya Shillings (KShs), which is the functional and reporting currency of the Government and all values are rounded to the nearest Kenya Shilling.

4. Significant Accounting Policies

The accounting policies set out in this section have been consistently applied by the Entity for all the years presented.

a) Recognition of Receipts

The Entity recognises all receipts from the various sources when the event occurs and the related cash has actually been received by the Entity.

- **Tax Receipts**

Tax receipts are recognized in the books of accounts when cash is received. Cash is considered as received when notification of tax remittance is received.

- **Transfers from the Exchequer**

Transfers from the exchequer are recognized in the books of accounts when cash is received. Cash is considered as received when payment instruction is issued to the bank and notified to the receiving entity.

**MINISTRY OF INFORMATION COMMUNICATION AND TECHNOLOGY STATE
DEPARTMENT OF ICT AND INNOVATION**

Reports and Financial Statements for the year ended June 30, 2018

- **External Assistance**

External assistance is received through grants and loans from multilateral and bilateral development partners.

Grants and loans shall be recognized in the books of accounts when cash is received. Cash is considered as received when a payment advice is received by the recipient entity or by the beneficiary.

In case of grant/loan in kind, such grants are recorded upon receipt of the grant item and upon determination of the value. The date of the transaction is the value date indicated on the payment advice. A similar recognition criteria is applied for loans received in the form of a direct payment.

During the year ended 30th June 2018, there were no instances of non-compliance with terms and conditions which have resulted in cancellation of external assistance loans.

- **Other receipts**

b) Recognition of payments

The Entity recognises all payments when the event occurs and the related cash has actually been paid out by the Entity.

- **Compensation of Employees**

Salaries and wages, allowances, statutory contribution for employees are recognized in the period when the compensation is paid.

- **Use of Goods and Services**

Goods and services are recognized as payments in the period when the goods/services are paid for. Such expenses, if not paid during the period where goods/services are consumed, shall be disclosed as pending bills.

- **Interest on Borrowing**

Borrowing costs that include interest are recognized as payment in the period in which they are paid for.

SIGNIFICANT ACCOUNTING POLICIES

- **Repayment of Borrowing (Principal Amount)**
The repayment of principal amount of borrowing is recognized as payment in the period in which the repayment is made.
- **Acquisition of Fixed Assets**
The payment on acquisition of property plant and equipment items is not capitalized. The cost of acquisition and proceeds from disposal of these items are treated as payments and receipts items respectively. Where an asset is acquired in a non-exchange transaction for nil or nominal consideration and the fair value of the asset can be reliably established, a contra transaction is recorded as receipt and as a payment.

A fixed asset register is maintained by each public entity and a summary provided for purposes of consolidation. This summary is disclosed as an annexure to the financial statements.

5. Third Party Payments

Included in the receipts and payments, are payments made on its behalf to third parties in form of loans and grants. These payments do not constitute cash receipts and payments and are disclosed in the payment to third parties in the statement of receipts and payments as proceeds from foreign borrowings.

6. Cash and Cash Equivalents

Cash and cash equivalents comprise cash on hand and cash at bank, short-term deposits on call and highly liquid investments with an original maturity of three months or less, which are readily convertible to known amounts of cash and are subject to insignificant risk of changes in value. Bank account balances include amounts held at the Central Bank of Kenya and at various commercial banks at the end of the financial year.

Restriction on Cash

Restricted cash represents amounts that are limited/restricted from being used to settle a liability for at least twelve months after the reporting period. This cash is limited for direct use as required by stipulation.

Amounts maintained in deposit bank accounts are restricted for use in refunding third party deposits. As at 30th June 2018, this amounted to Kshs 3,100,248.85 compared to Kshs 3,100,248.85 in prior period as indicated on note 8A..

There were no other restrictions on cash during the year.

SIGNIFICANT ACCOUNTING POLICIES

7. Accounts Receivable

For the purposes of these financial statements, imprests and advances to authorised public officers and/or institutions which were not surrendered or accounted for at the end of the financial year are treated as receivables. This is in recognition of the government practice where the imprest payments are recognized as payments when fully accounted for by the imprest or AIE holders. This is an enhancement to the cash accounting policy. Other accounts receivables are disclosed in the financial statements.

8. Accounts Payable

For the purposes of these financial statements, deposits and retentions held on behalf of third parties have been recognized on an accrual basis (as accounts payables). This is in recognition of the government practice of retaining a portion of contracted services and works pending fulfilment of obligations by the contractor and to hold deposits on behalf of third parties. This is an enhancement to the cash accounting policy adopted by National Government Ministries and Agencies. Other liabilities including pending bills are disclosed in the financial statements.

9. Pending Bills

Pending bills consist of unpaid liabilities at the end of the financial year arising from contracted goods or services during the year or in past years. As pending bills do not involve the payment of cash in the reporting period, they recorded as 'memorandum' or 'off-balance' items to provide a sense of the overall net cash position of the Entity at the end of the year. When the pending bills are finally settled, such payments are included in the Statement of Receipts and Payments in the year in which the payments are made.

10. Budget

The budget is developed on a comparable accounting basis (cash basis except for imprest and deposits, which are accounted for on an accrual basis), the same accounts classification basis, and for the same period as the financial statements. The original budget was approved by Parliament on June 2017 for the period 1st July 2017 to 30th June 2018 as required by Law and there were two supplementary adjustments to the original budget during the year.

A comparison of the actual performance against the comparable budget for the financial year under review has been included in the financial statements.

Government Development Projects are budgeted for under the MDAs but receive budgeted funds as transfers and account for them separately. These transfers are recognised as inter-entity transfers.

11. Comparative Figures

Where necessary, comparative figures for the previous financial year have been amended or reconfigured to conform to the required changes in presentation.

SIGNIFICANT ACCOUNTING POLICIES

12. Subsequent Events

There have been no events subsequent to the financial year end with a significant impact on the financial statements for the year ended 30th June 2018.

13. Errors

Material prior period errors shall be corrected retrospectively in the first set of financial statements authorized for issue after their discovery by: i. restating the comparative amounts for prior period(s) presented in which the error occurred; or ii. If the error occurred before the earliest prior period presented, restating the opening balances of assets, liabilities and net assets/equity for the earliest prior period presented.

During the year, errors that have been corrected are disclosed under note 12 explaining the nature and amounts.

14. Related Party Transactions

Related party relationships are a normal feature of commerce. Specific information with regards to related party transactions is included in the disclosure notes.

**MINISTRY OF INFORMATION COMMUNICATION AND TECHNOLOGY STATE
DEPARTMENT OF ICT AND INNOVATION**

Reports and Financial Statements for the year ended June 30, 2018

XIII NOTES TO THE FINANCIAL STATEMENTS

1. TRANSFER FROM NATIONAL TREASURY

Description	2017-2018	2016-2017
	Kshs	Kshs
Total Exchequer Releases for quarter 1	3,388,907,918.00	6,846,300,000.00
Total Exchequer Releases for quarter 2	401,478,750.00	7,816,279,336.00
Total Exchequer Releases for quarter 3	1,492,345,800.00	4,740,500,000.00
Total Exchequer Releases for quarter 4	2,804,503,563.00	867,400,000.00
TOTAL	8,087,236,031.00	20,270,479,336.00

2. PROCEEDS FROM FOREIGN BORROWINGS

	2017-2018	2016-2017
	Kshs	Kshs
Foreign Borrowing - Direct Payments	3,585,320,133.50	5,982,984,245.70
TOTAL	3,585,320,133.50	5,982,984,245.70

3. COMPENSATION OF EMPLOYEES

	2017-2018	2016-2017
	Kshs	Kshs
Basic salaries of permanent employees	109,098,113.55	70,376,334.40
Basic wages of temporary employees		620,486.10
Personal allowances paid as part of salary		
Personal allowances paid as reimbursements	63,871,367.15	51,137,021.15
Personal allowances provided in kind		
Pension and other social security contributions		
Employer Contributions Compulsory national social security schemes		
Employer Contributions Compulsory national health insurance schemes		
TOTAL	172,969,480.70	122,133,841.65

**MINISTRY OF INFORMATION COMMUNICATION AND TECHNOLOGY STATE
DEPARTMENT OF ICT AND INNOVATION**

Reports and Financial Statements for the year ended June 30, 2018

4. USE OF GOODS AND SERVICES

USE OF GOODS AND SERVICES	2017-2018	2016-2017
	Kshs	Kshs
Utilities, supplies and services	-	283,874.00
Communication, supplies and services	5,920,086.70	7,045,062.45
Domestic travel and subsistence	32,965,439.10	28,146,930.00
Foreign travel and subsistence	4,325,712.75	15,086,388.95
Printing, advertising and information supplies & services	5,102,990.00	4,986,552.00
Rentals of produced assets	26,962,912.80	38,763,810.00
Training expenses	55,729,603.10	87,725,235.35
Hospitality supplies and services	13,220,270.45	35,823,641.55
Insurance costs	-	
Specialised materials and services	874,081.00	2,441,266.00
Office and general supplies and services	2,819,604.40	14,897,193.00
Other operating expenses	9,168,557.80	25,360,445.60
Routine maintenance – vehicles	4,179,904.70	5,726,541.65
Routine maintenance – other assets	2,787,680.00	2,669,840.00
Fuel Oil and Lubricants	8,400,000.00	8,143,200.00
Exchange Rate Losses	-	
TOTAL	172,456,843.35	277,099,980.55

5. GRANTS AND TRANSFERS TO OTHER GOVERNMENT ENTITIES

Description	2017-2018	2016-2017
	Kshs	Kshs
Transfers to National Government entities (SCOA Codes 2630100, 2630200, 2640400, 2640500, 2649900, 2820100, 2820200, 2820300)		22,950,890,772.35
Current Grants to Government Agencies and other Levels of Government	535,220,000.00	
Capital Grants to Government Agencies and other Levels of Government	7,182,228,531.75	
See attached list		
Transfers to other levels of Government - Counties		
See attached list		
TOTAL	7,717,448,531.75	22,950,890,772.35

**MINISTRY OF INFORMATION COMMUNICATION AND TECHNOLOGY STATE
DEPARTMENT OF ICT AND INNOVATION**

Reports and Financial Statements for the year ended June 30, 2018

NOTES TO THE FINANCIAL STATEMENTS (Continued)

The above transfers were made to the following self-reporting entities in the year:

Description	Recurrent Kshs	Development Kshs	Total Kshs	2016-2017 Kshs
Transfers to SAGAs and SCs				
ICTA	358,305,000.00	6,899,128,531.75	7,257,433,531.75	18,952,356,336.00
KONZA	176,915,000.00	283,100,000.00	460,015,000.00	888,700,000.00
ERD DIRECT PAYMENTS				3,109,834,436.00
TOTAL	535,220,000.00	7,182,228,532.75	7,717,448,532.75	22,950,890,772.00

We have confirmed these amounts with the recipient entities and attached these confirmations as an Appendix to this financial statements.

6. SOCIAL SECURITY BENEFITS

	2016-2017 Kshs	2015-2016 Kshs
Government pension and retirement benefits	15,465,034.00	
TOTAL	15,465,034.00	-

7. ACQUISITION OF ASSETS

	2017-2018 Kshs	2016-2017 Kshs
Construction and Civil Works	487,030.00	
Overhaul of Vehicles and Other Transport Equipment		13,825,000.00
Purchase of Office Furniture and General Equipment	2,240,539.80	7,559,392.00
Purchase of ICT Equipment, Software and Other ICT Assets		
Purchase of Specialized Plant, Equipment and Machinery	630,275,441.20	9,477,800.00
Sub Total	633,003,011.40	30,862,192.00
Domestic Public Non-Financial Enterprises	2,960,484,691.90	2,873,149,809.35
Sub Total		2,873,149,809.35
TOTAL	3,593,487,703.30	2,904,012,001.35

**MINISTRY OF INFORMATION COMMUNICATION AND TECHNOLOGY STATE
DEPARTMENT OF ICT AND INNOVATION**

Reports and Financial Statements for the year ended June 30, 2018

The amounts indicated under other expenses consist of imprests which have been surrendered but have not been posted or clear in the Ifmis system.

8A: BANK ACCOUNTS

Bank Accounts

Name of Bank, Account No. & currency	Account Name	Exc rate (if in foreign currency)	2017-2018	2016-2017
			Kshs	Kshs
Central Bank of Kenya, 1000302348, KShs	Recurrent	1	2,107,429.40	1,709,745.07
Central Bank of Kenya, 1000302364, KShs	Development	1	388,692.00	250,977.40
Central Bank of Kenya, 1000302388, KShs	Deposit	1	3,100,249.00	3,100,248.85
Total			5,596,370.40	5,060,971.32

8B: CASH IN HAND

	2017-2018	2016-2017
	Kshs	Kshs
Cash in Hand – Held in domestic currency	0	193,577.90
Cash in Hand – Held in foreign currency		
Total		193,577.90

9: ACCOUNTS RECEIVABLE - OUTSTANDING IMPREST

Description	2017 -2018	2016 -2017
	Kshs	Kshs
Government Imprests	260,600.00	98,560.00
Total	260,600.00	98,560.00

Name of Officer or Institution	Date Imprest Taken	Amount Taken	Amount Surrendered	Balance
		Kshs	Kshs	Kshs
JUSTUS OSORO	11/6/2018	130,300.00	0	130,300.00
VICTOR NGANDI MUKUTHU	11/6/2018	130,300.00	0	130,300.00
		Total		260,600.00

10 ACCOUNTS PAYABLE

**MINISTRY OF INFORMATION COMMUNICATION AND TECHNOLOGY STATE
DEPARTMENT OF ICT AND INNOVATION**

Reports and Financial Statements for the year ended June 30, 2018

Accounts Payables	2017-2018	2016-2017
	Kshs	Kshs
Deposits	3,100,249.00	3,100,248.85
Suspense Account	-	259,069.00
PS State Department of Broadcasting	30,584.00	
Rafiki	3,775.00	
TOTAL	3,134,608.00	3,359,317.85

11. FUND BALANCE BROUGHT FORWARD

BALANCES BROUGHT FORWARD	2017-2018	2016-2017
	Kshs	Kshs
Bank accounts	5,060,971.00	-
Cash in hand	193,577.90	-
Receivables - Outstanding Imprests	98,560.00	-
Payables - Deposits	(3,359,317.85)	-
TOTAL	1,993,791.05	

12. PRIOR YEAR ADJUSTMENTS

PRIOR YEAR ADJUSTMENT	2017-2018	2016-2017
	Kshs	Kshs
Adjustments on 2016/2017 financial reports	-	2,666,805.00
TOTAL	-	2,666,805.00

**MINISTRY OF INFORMATION COMMUNICATION AND TECHNOLOGY STATE
DEPARTMENT OF ICT AND INNOVATION**

Reports and Financial Statements for the year ended June 30, 2018

14. RELATED PARTY DISCLOSURES

Related party disclosure is encouraged under non-mandatory section of the Cash Basis IPSAS.

The following comprise of related parties to the State Department of ICT & Innovation

- Key management personnel that include the Cabinet Secretaries and Accounting Officers
- State Corporations and Semi-Autonomous Government Agencies.

Related party transactions:

	2017- 2018	2016- 2017
	Kshs	Kshs
Key Management Compensation		
Cabinet Secretary	25,722,000.00	20,607,484.00
Principal Secretary	15,038,297.00	12,294,000.00
Transfers to related parties		
Transfers to SCs and SAGAs	7,717,448,532.75	22,950,890,772.00
Total Transfers to related parties	7,758,208,802.65	22,983,792,256.00

15 OTHER IMPORTANT DISCLOSURES

15.1: PENDING ACCOUNTS PAYABLE (See Annex 1)

Description	2017 -2018	2016 -2017
	Kshs	Kshs
Supply of goods	3,728,020.00	5,690,000.00
Supply of services	6,685,752.44	57,380,636.40
	10,413,772.44	63,070,636.40

15.2: PENDING STAFF PAYABLES (See Annex 2)

	2017 -2018	2016 -2017
	Kshs	Kshs
Senior management	7,818,030.00	-
Middle management	3,135,763.20	-
	10,953,793.20	-

15.3: OTHER PENDING PAYABLES (See Annex 3)

	2018 -2017	2016 -2017
	Kshs	Kshs
Amounts due to National Government entities	30,584.00	14,597.50
Amounts due to third parties	3,775.00	
	34,359.00	14,597.50

16. PROGRESS ON FOLLOW UP OF AUDITOR RECOMMENDATIONS


The following is the summary of issues raised by the external auditor, and management comments that were provided to the auditor. We have nominated focal persons to resolve the various issues as shown below with the associated time frame within which we expect the issues to be resolved.

Reference No. on the external audit Report	Issue / Observations from Auditor	Management comments	Focal Point person to resolve the issue (Name and designation)	Status: (Resolved / Not Resolved)	Timeframe: (Put a date when you expect the issue to be resolved)
1.	Acquisition of assets	The fixed asset register and the breakdown of the assets has been prepared.	Ms. Mukami, Procurement officer	Resolved	
2.	Transfer to Other Government Units	The supporting documents and analysis has been prepared	Mrs. Zainabu	Resolved	
3.	Withholding Tax on Payments	The supporting document has been prepared.	Mrs. Zainabu	Resolved	
4.	The Year's Adjustment	The breakdown, nature and analysis has been prepared and explained	Mrs. Zainabu	Resolved	

MINISTRY OF INFORMATION COMMUNICATION AND TECHNOLOGY STATE DEPARTMENT OF ICT AND INNOVATION
Reports and Financial Statements for the year ended June 30, 2018

Guidance Notes:

- (i) Use the same reference numbers as contained in the external audit report;
- (ii) Obtain the “Issue/Observation” and “management comments”, required above, from final external audit report that is signed by Management;
- (iii) Before approving the report, discuss the timeframe with the appointed Focal Point persons within your entity responsible for implementation of each issue;
- (iv) Indicate the status of “Resolved” or “Not Resolved” by the date of submitting this report to National Treasury.



JEROME OCHIENG
PRINCIPAL SECRETARY



JOSEPH K. MWANGI
SENIOR ASSISTANT ACCOUNTANT GENERAL
ICPAK NO.5841

XIV ANNEXES

ANNEX 1 - ANALYSIS OF PENDING ACCOUNTS PAYABLE

Supplier of Goods or Services	Original Amount	Date Contracted	Amount Paid To-Date	Outstanding Balance 2018	Outstanding Balance 2017	Comments
	A	B	c	d=a-c		
Supply of goods						
1. Tabela General Works & Suppliers	397,120.00			397,120.00		
2. Minimax Ventures Limited	115,700.00			115,700.00		
3. Biz Agencies Ltd	565,000.00			565,000.00		
4. Acubarr Enterprises	305,000.00			305,000.00		
5. Emart Services	116,000.00			116,000.00		
6. Emart Services	214,200.00			214,200.00		
7. Copytech Tonners And Printing Solutions	466,000.00			466,000.00		
8. Contrast Enterprises	195,000.00			195,000.00		
9. Goldmax Enterprises	458,000.00			458,000.00		
10. Mentor Systems	406,000.00			406,000.00		
11. Allaken General Merchants	490,000.00			490,000.00		
Sub-Total	3,728,020.00			3,728,020.00		
Supply of services						
12. Postal Corporation	2,454,391.80		-	2,454,391.80	-	No Exchequer issued
13. Postal Corporation	2,373,787.80		-	2,373,787.80	-	No Exchequer issued
14. African touch safaris	34,500.00			34,500.00		
15. African touch safaris	99,360.00			99,360.00		
16. African touch safaris	81,550.00			81,550.00		
17. African touch safaris	293,998.00			293,998.00		
18. African touch safaris	44,430.00			44,430.00		
19. African touch safaris	48,695.00			48,695.00		
20. Green bay travel limited	125,580.00			125,580.00		
21. Jimmon Services	359,478.00			359,478.00		
22. Jimmon Services	178,418.79			178,418.79		

MINISTRY OF INFORMATION COMMUNICATION AND TECHNOLOGY STATE DEPARTMENT OF ICT AND INNOVATION
Reports and Financial Statements for the year ended June 30, 2018

Supplier of Goods or Services	Original Amount	Date Contracted	Amount Paid To-Date	Outstanding Balance 2018	Outstanding Balance 2017	Comments
23. Toyota Kenya Limited	40,194.00			40,194.00		
24. CMC Motors Group	109,477.05			109,477.05		
25. Isuzu East Africa	138,092.00			138,092.00		
26. B.N Chege florist	124,800.00			124,800.00		
27. African touch Safaris	88,500.00			88,500.00		
28. African touch Safaris	11,570.00			11,570.00		
29. African touch safaris	78,930.00			78,930.00		
30.						
Sub-Total	6,685,752.44		-	6,685,752.44	-	
Grand Total	10,413,772.44			10,413,772.44		

ANNEX 2 - ANALYSIS OF PENDING STAFF PAYABLES

Name of Staff	Job Group	Original Amount	Date Payable Contracted	Amount Paid To-Date	Outstanding Balance 2018	Outstanding Balance 2017	Comments
		a	b	c	d=a-c		
Senior Management							
1. Victor Kyalo	U	7,818,030.00		-	7,818,030.00	-	No exchequer issued
Sub-Total		7,818,030.00			7,818,030.00		
Middle Management							
2. Nyimbi Odera		1,759,884.00			1,759,884.00		No exchequer issued
3. Wangombe Vincent		1,375,879.20			1,375,879.20		No exchequer issued
Sub-Total		3,135,763.20					
Grand Total		10,953,793.20			10,953,793.20		

ANNEX. 3 - ANALYSIS OF OTHER PENDING PAYABLES

Name	Brief Transaction Description	Original Amount	Date Payable Contracted	Amount Paid To-Date	Outstanding Balance 2018	Outstanding Balance 2017	Comments
		a	b	c	d=a-c		
Amount due to Government Entities							
1, PS State Department of Broadcasting	Salary Advance deduction	30,584.00		-	30,584.00		Salary Advance Deduction
Sub-Total		30,584.00			30,584.00		
Amounts due to Third Parties							
1. Rafiki Micro Finance	Salary deduction	3,775.00		-	3,775.00	-	Deduction returned
Sub-Total		3,775.00			3,775.00		
Grand Total		34,359.00			34,359.00	-	

MINISTRY OF INFORMATION COMMUNICATION AND TECHNOLOGY STATE DEPARTMENT OF ICT AND INNOVATION
Reports and Financial Statements for the year ended June 30, 2018

ANNEX.4 – SUMMARY OF FIXED ASSET REGISTER

Asset class	Historical Cost b/f (Kshs) 2016/2017	Additions during the year (Kshs)	Disposals during the year (Kshs)	Historical Cost c/f (Kshs) 2017/2018
Building and structures		487,030.00		487,030.00
Transport equipment	304,043,193.00			304,043,193.00
Office equipment, furniture and fittings	40,091,075.00	534,475.00		40,625,550.00
ICT Equipment, Software and Other ICT Assets	43,210,687.00	7,146,064.80		50,356,751.80
ICT Equipment, Software and Other ICT Assets - ERD		624,835,441.60		624,835,441.60
Other Machinery and Equipment				
Heritage and cultural assets				
Intangible assets (ERD – ICTA)	2,873,149,809.00	2,960,484,691.90		5,833,634,500.90
Total	3,260,494,764.00	3,593,487,703.30		6,853,982,467.30

NB: Ksh.3,585,320,133.50 is a direct payment. It is processed by ICT authority and then forwarded through the department to the External Resource Department

MINISTRY OF INFORMATION COMMUNICATION AND TECHNOLOGY STATE DEPARTMENT OF ICT AND INNOVATION
Reports and Financial Statements for the year ended June 30, 2018

ANNEX. 3 – LIST OF SCs, SAGAs AND PUBLIC FUNDS UNDER THE ENTITY

Ref	SC, SAGA or Public Fund's name	Principal activity of entity	Accounting Officer	Amount transferred during the year	Inter- entity reconciliations done?(yes/no)
1	ICT Authority	ICT infrastructure Development and Management	John Sergon	7,25 7,433,531.75	Yes
2	Konza Technopolis Development Authority	To position Kenya as a technological hub	Eng. John Tanui	460,015,000.00	Yes

ANNEX 7- REPORTS GENERATED FROM IFMIS

The following financial Reports Generated from IFMIS should be generated and attached as appendices to these financial statements.

- i. GOK IFMIS Comparison Trial Balance
- ii. FO30 (Bank reconciliations) for all bank accounts
- iii. GOK IFMIS Receipts and Payments Statement
- iv. GOK IFMIS Statement of Financial Position
- v. GOK IFMIS Statement of Cash Flows
- vi. GOK IFMIS Notes to the Financial Statements
- vii. GOK IFMIS Statement of Budget Execution
- viii. GOK IFMIS Statement of Deposits
- ix. GOK IFMIS Budget Execution by Programme and Economic Classification
- x. GOK IFMIS Budget Execution by Heads and Programmes
- xi. GOK IFMIS Budget Execution by Programmes and Sub-programmes



Trial Balance

Entity: 1122-State Department For Information, Communication and Technology & Innovation

Current Period: JUL-17 To JUN-18

Compare With: JUL-16 To ADJ2-17

Account No and Description	Current Period		Previous period	
	Debit Kshs	Credit Kshs	Debit Kshs	Credit Kshs
2110101 Basic Salaries - Civil Service	109,098,113.55	0.00	70,376,334.40	0.00
2110100 Basic Salaries - Permanent Employees	109,098,113.55	0.00	70,376,334.40	0.00
2110202 Casual Labour - Others	0.00	0.00	620,486.10	0.00
2110200 Basic Wages - Temporary Employees	0.00	0.00	620,486.10	0.00
2110301 House Allowance	37,725,438.30	0.00	20,649,061.00	0.00
2110304 Overtime - Civil Service	1,892,111.70	0.00	1,709,266.60	0.00
2110305 Prosecutorial and State Counsel Allowance	356,500.00	0.00	210,000.00	0.00
2110309 Special Duty Allowance	1,814,045.75	0.00	3,400,000.00	0.00
2110311 Transfer Allowance	167,750.00	0.00	272,423.00	0.00
2110312 Responsibility Allowance	826,657.30	0.00	394,200.00	0.00
2110313 Entertainment Allowance	1,578,000.00	0.00	2,808,000.00	0.00
2110314 Transport Allowance	9,046,643.60	0.00	7,570,184.60	0.00
2110315 Extraneous Allowance	2,016,000.00	0.00	1,629,709.70	0.00
2110317 Domestic Servant Allowance	1,272,742.00	0.00	1,188,707.00	0.00
2110318 n Practising Allowance	215,000.00	0.00	503,883.80	0.00
2110319 Top-up House Allowance	2,268,824.50	0.00	8,750,585.45	0.00
2110320 Leave Allowance	1,092,466.00	0.00	2,051,000.00	0.00
2110327 Ministerial Allowance	3,599,188.00	0.00	0.00	0.00
2110300 Personal Allowances paid as part of Salary	63,871,367.15	0.00	51,137,021.15	0.00
2110000 Wages and Salary Contributions	172,969,480.70	0.00	122,133,841.65	0.00
2210102 Water and Sewerage Charges	0.00	0.00	33,874.00	0.00
2210103 Gas expenses	0.00	0.00	250,000.00	0.00
2210100 Utilities, Supplies and Services	0.00	0.00	263,874.00	0.00
2210201 Telephone, Telex, Facsimile and Mobile Phone Services	5,387,685.00	0.00	7,045,062.45	0.00
2210202 Internet Connections	154,988.00	0.00	0.00	0.00
2210203 Courier & Postal Services	377,413.70	0.00	0.00	0.00
2210200 Communication, Supplies and Services	5,920,086.70	0.00	7,045,062.45	0.00
2210301 Travel Costs (airlines, bus, railway, mileage allowances, etc.)	10,559,621.75	0.00	8,522,836.55	0.00
2210302 Accommodation - Domestic Travel	12,182,474.00	0.00	11,518,460.10	0.00
2210303 Daily Subsistence Allowance	7,290,715.50	0.00	7,225,189.35	0.00
2210304 Sundry Items (e.g. airport tax, taxis, etc?)	408,135.85	0.00	332,592.00	0.00
2210307 Passage & Transfer Expenses	1,062,285.00	0.00	599,172.00	0.00
2210300 Domestic Travel and Subsistence, and Other Transportation Costs	31,503,232.10	0.00	28,198,250.00	0.00
2210401 Travel Costs (airlines, bus, railway, etc.)	2,442,608.15	0.00	9,009,477.00	0.00
2210402 Accommodation	1,007,294.60	0.00	3,188,639.95	0.00
2210403 Daily Subsistence Allowance	649,755.80	0.00	2,397,833.55	0.00
2210404 Sundry Items (e.g. airport tax, taxis, etc?)	226,054.20	0.00	648,158.45	0.00
2210400 Foreign Travel and Subsistence, and other transportation costs	4,325,712.75	0.00	15,244,108.95	0.00
2210502 Publishing & Printing Services	2,515,640.00	0.00	3,073,223.50	0.00
2210503 Subscriptions to Newspapers, Magazines and Periodicals	541,470.00	0.00	879,690.00	0.00
2210504 Advertising, Awareness and Publicity Campaigns	1,912,260.00	0.00	0.00	0.00
2210505 Trade Shows and Exhibitions	133,620.00	0.00	1,033,638.50	0.00
2210500 Printing, Advertising and Information Supplies and Services	5,102,990.00	0.00	4,986,552.00	0.00
2210603 Rents and Rates - Non-Residential	26,962,912.80	0.00	37,556,444.00	0.00
2210604 Hire of Transport, Equipment	0.00	0.00	1,207,366.00	0.00
2210600 Rentals of Produced Assets	26,962,912.80	0.00	38,763,810.00	0.00
2210701 Travel Allowance	3,427,135.00	0.00	13,912,933.75	0.00

Account No and Description	Current Period		Previous period	
	Debit	Credit	Debit	Credit
2630000 Grants & Transfer To Other Govt. Units	7,717,448,531.75	0.00	22,950,890,772.35	0.00
2710102 Gratuity - Civil Servants		0.00		0.00
2710100 Government Pension and Retirement Benefits	15,465,034.00	0.00	0.00	0.00
2710000 Social Security Benefits	15,465,034.00	0.00	0.00	0.00
3110504 Other Infrastructure and Civil Works	487,030.00	0.00	0.00	0.00
3110500 Construction and Civil Works		0.00	0.00	0.00
3110701 Purchase of Motor Vehicles	487,030.00	0.00	0.00	0.00
3110700 Purchase of Vehicles and Other Transport Equipment	0.00	0.00	0.00	0.00
3111001 Purchase of Office Furniture and Fittings	0.00	0.00	13,825,000.00	0.00
3111002 Purchase of Computers, Printers and other IT Equipment	318,075.00	0.00	13,825,000.00	0.00
3111005 Purchase of Photocopiers	216,400.00	0.00	2,867,500.00	0.00
3111000 Purchase of Office Furniture and General Equipment	0.00	0.00	4,291,892.00	0.00
3111111 Purchase of ICT Networking and Communication Equipment	534,475.00	0.00	400,000.00	0.00
3111112 Purchase of Software	631,981,506.40	0.00	7,559,392.00	0.00
3111100 Purchase of Specialised Plant, Equipment and Machinery	0.00	0.00	5,771,500.00	0.00
3110000 Acquisition of Fixed Capital Assets	631,981,506.40	0.00	3,706,300.00	0.00
4120107 National Optic Fiber Backbone Infrastructure (NOFBI)	633,003,011.40	0.00	9,477,800.00	0.00
4120100 Equity Participation in Domestic Public Non-Financial Enterprises	2,960,484,691.90	0.00	30,862,192.00	0.00
4120000 Domestic Equity Participation	2,960,484,691.90	0.00	2,873,149,809.35	0.00
5120201 Borrowing from Foreign Governments	2,960,484,691.90	0.00	2,873,149,809.35	0.00
5120202 Borrowing from International Organizations	0.00	3,585,320,133.50	2,873,149,809.35	0.00
5120200 Foreign Borrowing-Direct Payments	0.00	0.00	0.00	2,873,149,809.35
5120000 Currency and Deposits, Accounts Payable, Clearing, Transfers and Other Liabilities	0.00	3,585,320,133.50	0.00	3,109,834,436.35
6530101 Ministry HQ Recurrent Bank A/C	0.00	454,431,588.00	0.00	5,982,984,245.70
6530100 Recurrent Bank Accounts	0.00	454,431,588.00	0.00	5,982,984,245.70
6530000 Recurrent Bank Accounts	0.00	454,431,588.00	0.00	407,725,027.95
6540101 Ministry HQ Development Bank A	0.00	454,431,588.00	0.00	407,725,027.95
6540100 Development Bank Accounts	0.00	214,267,662.70	0.00	407,725,027.95
6540000 Development Bank Accounts	0.00	214,267,662.70	64,493,177.40	0.00
6550101 Ministry HQ Deposit Bank A/C	0.00	214,267,662.70	64,493,177.40	0.00
6550100 Deposit Bank Accounts	3,100,248.85	0.00	64,493,177.40	0.00
6550000 Deposit Bank Account	3,100,248.85	0.00	3,100,248.85	0.00
6580101 Cash	3,100,248.85	0.00	3,100,248.85	0.00
6580104 Cash in Transit	341,291.65	0.00	3,100,248.85	0.00
6580100 Cash in Hand	3,439,720,642.20	0.00	3,100,248.85	0.00
6580000 Cash in Hand	3,440,061,933.85	0.00	2,313,695.10	0.00
6710103 Salary advance	3,440,061,933.85	0.00	525,761,558.80	0.00
6710100 Debtors & Advances - Employees	137,540.50	0.00	528,075,253.90	0.00
6710000 Domestic Debtors & Advances	137,540.50	0.00	32,459.00	0.00
6740101 Prepayment	0.00	0.00	32,459.00	0.00
6740102 R/D Cheques	0.00	0.00	0.00	0.00
6740100 Other Debtors & Pre-payments	0.00	3,314,331.75	0.00	0.00
6740000 Other Debtors & Pre-payments	0.00	3,314,331.75	0.00	3,115,781.75
6760101 Standing Imprests	0.00	3,314,331.75	0.00	3,115,781.75
6760103 Temporary Imprests	0.00	0.00	0.00	3,115,781.75
6760100 Imprests	1,706,809.55	0.00	0.00	97,000.00
6760000 Government Imprests	1,706,809.55	0.00	0.00	3,484,132.45
7310101 General Deposits	1,706,809.55	0.00	0.00	3,581,132.45
7310100 General Deposits Items	0.00	0.00	0.00	3,581,132.45
7310000 Deposits	0.00	0.00	0.00	0.00
7320101 PAYE	0.00	0.00	0.00	0.00
7320102 NHIF	0.00	0.00	0.00	0.00
7320103 House Rent	0.00	0.00	0.00	0.00
7320106 NSSF	0.00	0.00	0.00	0.00
7320107 Co-operatives	0.00	0.00	0.00	0.00
7320108 Insurances	0.00	0.00	0.00	0.00
7320109 Hire Purchases	0.00	7,134.00	0.00	0.00
	0.00	0.00	0.00	7,134.00
	0.00	0.00	0.00	0.00
	0.00	0.00	0.00	0.00



STATEMENT OF RECEIPTS AND PAYMENTS

Entity: 1122-State Department For Information Communication and
Technology & Innovation

Current Period: JUL-17 To JUN-18

Compare With: JUL-16 To JUN-17

	Note	Current Period	Previous Period
RECEIPTS			
Tax Receipts	1	0.00	0.00
Social Security Contribution	2	0.00	0.00
Proceeds from Domestic and Foreign Grants	3	0.00	0.00
Exchequer releases	4	8,087,236,031.00	20,270,479,336.00
Transfers from Other Government Entities	5	0.00	0.00
Proceeds from Domestic Borrowings	6	0.00	0.00
Proceeds from Foreign Borrowings	7	3,585,320,133.50	5,982,984,245.70
Proceeds from Sales of Assets	8	0.00	0.00
Reimbursements and Refunds	9	0.00	0.00
Returns of Equity Holdings	10	0.00	0.00
Other Receipts	11	0.00	0.00
TOTAL RECEIPTS		11,672,556,164.50	26,253,463,581.70
PAYMENTS			
Compensation of Employees	12	172,969,480.70	122,133,841.65
Use of goods and Services	13	170,994,635.80	277,357,780.55
Subsidies	14	0.00	0.00
Transfers to Other Government Units	15	7,717,448,531.75	22,950,890,772.35
Other Grants and Transfers	16	0.00	0.00
Social Security Benefits	17	15,465,034.00	0.00
Acquisition of Assets	18	3,593,487,703.30	2,904,012,001.35
Finance Costs, including Loan Interest	19	0.00	0.00
Repayment of Principal on Domestic and Foreign Borrowing	20	0.00	0.00
Other payments	21	0.00	0.00
TOTAL PAYMENTS		11,670,365,385.55	26,254,394,395.90
SURPLUS/DEFICIT		2,190,778.95	(930,814.20)

The Statement has been prepared, reviewed and approved by the following:

Prepared By: _____

Date: _____

Reviewed By: _____

Date: _____

Approved By: _____

Date: _____



Statement of Financial Position

Entity: 1122-State Department For Information Communication and Technology & Innovation

Current Period: JUL-17 To JUN-18

Compare With: JUL-16 To JUN-17

	Note	Current Period Kshs	Previous Period Kshs
FINANCIAL ASSETS			
Cash and Cash Equivalents			
Bank Balances	22A	(665,599,001.85)	(340,131,601.70)
Cash Balances	22B	3,440,061,933.85	528,075,253.90
Total Cash And Cash Equivalents		2,774,462,932.00	187,943,652.20
Accounts Receivables - Outstanding Imprest and Clearance Accounts	23	(1,469,981.70)	(6,664,455.20)
TOTAL FINANCIAL ASSETS		2,772,992,950.30	181,279,197.00
Financial Liabilities			
Accounts Payables - Deposits	24	2,771,642,685.55	182,210,011.20
NET FINANCIAL ASSETS		1,350,264.75	(930,814.20)
REPRESENTED BY			
Fund Balance b/fwd	25	(930,814.20)	0.00
Surplus/Deficit for the Year		2,190,778.95	(930,814.20)
NET FINANCIAL POSITION		1,259,964.75	(930,814.20)

The Statement has been prepared, reviewed and approved by the following:

Prepared By: _____

Date: _____

Reviewed By: _____

Date: _____

Approved By: _____

Date: _____



STATEMENT OF CASH FLOW

Entity: 1122-State Department For Information Communication and Technology & Innovation

Current Period: JUL-17 To JUN-18

Compare With: JUL-16 To JUN-17

	Note	Current Period Kshs	Previous Period Kshs
Receipts and operating income			
Tax Receipts	1	0.00	0.00
Social Security Contribution	2	0.00	0.00
Proceeds from Domestic and Foreign Grants	3	0.00	0.00
Exchequer releases	4	8,087,236,031.00	20,270,479,336.00
Transfers from Other Government Entities	5	0.00	0.00
Reimbursements and Refunds	9	0.00	0.00
Returns of Equity Holdings	10	0.00	0.00
Other Receipts	11	0.00	0.00
Payments for Operating Expenses			
Compensation of Employees	12	172,969,480.70	122,133,841.65
Use of goods and Services	13	170,994,635.80	277,357,780.55
Subsidies	14	0.00	0.00
Transfers to Other Government Units	15	7,717,448,531.75	22,950,890,772.35
Other Grants and Transfers	16	0.00	0.00
Social Security Benefits	17	15,465,034.00	0.00
Finance Costs, including Loan Interest	19	0.00	0.00
Other payments	21	0.00	0.00
Adjusted for :			
Adjustments during the year		2,584,238,200.85	188,874,466.40
Net Cash From Operating Activities	A	2,594,596,549.60	(2,891,028,592.15)
Cash Flow From Investing Activities			
Proceeds from Sales of Assets	8	0.00	0.00
Acquisition of Assets	18	3,593,487,703.30	2,904,012,001.35
Net Cash Flow From Investing Activities	B	(3,593,487,703.30)	(2,904,012,001.35)
Cash Flow From Borrowing Activities			
Proceeds from Domestic Borrowings	6	0.00	0.00
Proceeds from Foreign Borrowings	7	3,585,320,133.50	5,982,984,245.70
Repayment of Principal on Domestic and Foreign Borrowing	20	0.00	0.00
Net Cash Flow From Financing Activities	C	3,585,320,133.50	5,982,984,245.70
NET INCREASE IN CASH AND CASH EQUIVALENT	A+B+C	2,586,428,979.80	187,943,652.20
Cash and Cash Equivalent at BEGINNING of The Year		187,943,652.20	0.00
Cash and Cash Equivalent at END of The Year	22A+22B	2,774,462,932.00	187,943,652.20

The Statement has been prepared, reviewed and approved by the following:

Prepared By: _____

Date: _____

Reviewed By: _____

Date: _____

Approved By: _____

Date: _____



NOTES TO THE FINANCIAL STATEMENTS

Entity: 1122-State Department For Information
Communication and Technology & Innovation
Current Period: JUL-17 To JUN-18
Compare With: JUL-16 To JUN-17

1 Tax Receipts

Item Description	Item Code	Current Period	Previous Period
		Kshs	Kshs
Taxes on Income, Profits and Capital Gains	1110000	0.00	0.00
Taxes on Payroll and Workforce	1120000	0.00	0.00
Taxes on Property	1130000	0.00	0.00
Taxes on Goods and Services	1140000	0.00	0.00
Taxes on International Trade and Transactions	1150000	0.00	0.00
Other Taxes (not elsewhere classified)	1160000	0.00	0.00
TOTAL		0.00	0.00

2 Social Security Contribution

Item Description	Item Code	Current Period	Previous Period
		Kshs	Kshs
Health Insurance Contribution	1210100	0.00	0.00
NHIF Health Insurance Contributions	1210200	0.00	0.00
Contributions from Govt. Employees for Social & Welfare Schemes	1210300	0.00	0.00
TOTAL		0.00	0.00

3 Proceeds from Domestic and Foreign Grants

Item Description	Item Code	Current Period	Previous Period
		Kshs	Kshs
Grants from Foreign Governments	1310000	0.00	0.00
Grants from International Organisations	1320000	0.00	0.00
TOTAL		0.00	0.00

4 Exchequer releases

Item Description	Item Code	Current Period	Previous Period
		Kshs	Kshs
Exchequer Releases/ Provisioning Account	9910201	8,087,236,031.00	20,270,479,336.00
TOTAL		8,087,236,031.00	20,270,479,336.00

5 Transfers from Other Government Entities

Item Description	Item Code	Current Period	Previous Period
		Kshs	Kshs
Grants received by Central Govt from General Govt units	1330100	0.00	0.00
Grants Received from General Govt units by Local Authorities	1330200	0.00	0.00
Grants to Fund Accounts from Central Govt Budget	1330300	0.00	0.00
Grants to other General Govt units from General Govt units	1330400	0.00	0.00
TOTAL		0.00	0.00

6 Proceeds from Domestic Borrowings

Item Description	Item Code	Current Period	Previous Period
		Kshs	Kshs
Borrowing within General Government	5110100	0.00	0.00
Borrowing from Monetary Authorities (Central Bank)	5110200	0.00	0.00
Other Domestic Depository Corporations (Commercial Banks)	5110300	0.00	0.00
Borrowing from Other Domestic Financial Institutions	5110400	0.00	0.00
Borrowing from Other Domestic Creditors	5110500	0.00	0.00
TOTAL		0.00	0.00

7 Proceeds from Foreign Borrowings

Item Description	Item Code	Current Period	Previous Period
Public Health Facilities Operations	1580200	0.00	0.00
Environment & Conservancy Administration	1580300	0.00	0.00
Slaughter Houses Administration	1580400	0.00	0.00
Water Supply Administration	1580500	0.00	0.00
Sewerage Administration	1580600	0.00	0.00
Other Health & Sanitation Revenues	1580700	0.00	0.00
Technical Services Fees	1590100	0.00	0.00
External Services Fees	1590200	0.00	0.00
	1930100	0.00	0.00
System Required Revenue A/cs	1990100	0.00	0.00
TOTAL		0.00	0.00

12 Compensation of Employees

Item Description	Item Code	Current Period	Previous Period
		Kshs	Kshs
Basic Salaries - Permanent Employees	2110100	109,098,113.55	70,376,334.40
Basic Wages - Temporary Employees	2110200	0.00	620,486.10
Personal Allowances paid as part of Salary	2110300	63,871,367.15	51,137,021.15
Personal Allowances paid as Reimbursements	2110400	0.00	0.00
Personal Allowances provided in Kind	2110500	0.00	0.00
Employer Contributions to Compulsory National Social Security Schemes	2120100	0.00	0.00
Employer Contributions to Compulsory Health Insurance Schemes	2120200	0.00	0.00
USE OF GOODS AND SERVICES	2120300	0.00	0.00
TOTAL		172,969,480.70	122,133,841.65

13 Use of goods and Services

Item Description	Item Code	Current Period	Previous Period
		Kshs	Kshs
Utilities, Supplies and Services	2210100	0.00	283,874.00
Communication, Supplies and Services	2210200	5,920,086.70	7,045,062.45
Domestic Travel and Subsistence, and Other Transportation Costs	2210300	31,503,232.10	28,198,250.00
Foreign Travel and Subsistence, and other transportation costs	2210400	4,325,712.75	15,244,108.95
Printing, Advertising and Information Supplies and Services	2210500	5,102,990.00	4,986,552.00
Rentals of Produced Assets	2210600	26,962,912.80	38,763,810.00
Training Expenses	2210700	55,729,603.10	87,778,995.35
Hospitality Supplies and Services	2210800	13,220,270.45	35,818,641.55
Insurance Costs	2210900	0.00	0.00
Specialised Materials and Supp	2211000	874,081.00	2,441,266.00
Office and General Supplies and Services	2211100	2,819,604.40	14,897,193.00
Fuel Oil and Lubricants	2211200	8,400,000.00	8,143,200.00
Other Operating Expenses	2211300	9,168,557.80	25,360,445.60
Routine Maintenance - Vehicles	2220100	4,179,904.70	5,726,541.65
Routine Maintenance - Other Assets	2220200	2,787,680.00	2,669,840.00
Exchange Rate Losses	2230100	0.00	0.00
TOTAL		170,994,635.80	277,357,780.55

14 Subsidies

Item Description	Item Code	Current Period	Previous Period
		Kshs	Kshs
Subsidies to Public Corporations	2510000	0.00	0.00
Subsidies to Private Enterprises	2520000	0.00	0.00
TOTAL		0.00	0.00

15 Transfers to Other Government Units

Item Description	Item Code	Current Period	Previous Period
		Kshs	Kshs
Current Grants to Government Agencies and other Levels of Government	2630100	535,220,000.00	565,700,000.00
Capital Grants to Government Agencies and other Levels of Government	2630200	7,182,228,531.75	22,385,190,772.35
Other Current Transfers, Grants and Subsidies	2640400	0.00	0.00
Other Capital Grants and Trans	2640500	0.00	0.00
Exchequer Provisions	9910200	0.00	0.00
County Transfers	9910300	0.00	0.00
TOTAL		7,717,448,531.75	22,950,890,772.35

16 Other Grants and Transfers

Item Description	Item Code	Current Period	Previous Period
		Kshs	Kshs
Grants and Transfers to Foreign Governments	2610100	0.00	0.00
Membership Fees and Dues and Subscriptions to International Organizations	2620100	0.00	0.00
Membership Fees and Dues and Subscriptions to International Organizations (Continued)	2620200	0.00	0.00
Scholarships and other Educational Benefits	2640100	0.00	0.00
Emergency Relief and Refugee Assistance	2640200	0.00	0.00
Grants to Small Businesses, Cooperatives, and Self Employed	2640300	0.00	0.00
	2649900	0.00	0.00
TOTAL		0.00	0.00

17 Social Security Benefits

Item Description	Item Code	Current Period	Previous Period
		Kshs	Kshs
Government Pension and Retirement Benefits	2710100	15,465,034.00	0.00
Social Security Benefits	2710200	0.00	0.00
Employer Social Benefits	2710300	0.00	0.00
Refund of Pension to UK Government	2720100	0.00	0.00
	2720200	0.00	0.00
TOTAL		15,465,034.00	0.00

18 Acquisition of Assets

Item Description	Item Code	Current Period	Previous Period
		Kshs	Kshs
Purchase of Buildings	3110100	0.00	0.00
Construction of Building	3110200	0.00	0.00
Refurbishment of Buildings	3110300	0.00	0.00
Construction of Roads	3110400	0.00	0.00
Construction and Civil Works	3110500	487,030.00	0.00
Overhaul and Refurbishment of Construction and Civil Works	3110600	0.00	0.00
Purchase of Vehicles and Other Transport Equipment	3110700	0.00	13,825,000.00
Overhaul of Vehicles and Other Transport Equipment	3110800	0.00	0.00
Purchase of Household Furniture and Institutional Equipment	3110900	0.00	0.00
Purchase of Office Furniture and General Equipment	3111000	534,475.00	7,559,392.00
Purchase of Specialised Plant, Equipment and Machinery	3111100	631,981,506.40	9,477,800.00
Rehabilitation and Renovation of Plant, Machinery and Equipment	3111200	0.00	0.00
Purchase of Certified Seeds, Breeding Stock and Live Animals	3111300	0.00	0.00
Research, Feasibility Studies, Project Preparation and Design, Project Supervision	3111400	0.00	0.00
Rehabilitation of Civil Works	3111500	0.00	0.00
Purchase of Specialised Plant	3112200	0.00	0.00
Acquisition of Strategic Stocks	3120100	0.00	0.00
Acquisition of Other Inventori	3120200	0.00	0.00
Acquisition of Land	3130100	0.00	0.00
Acquisition of Other Intangible Assets	3130200	0.00	0.00
Domestic Lending and On-lending	4110000	0.00	0.00
Domestic Equity Participation	4120000	2,960,484,691.90	2,873,149,809.35
Other Domestic Accounts Receivable	4130000	0.00	0.00
Foreign Lending and On- Lending	4140000	0.00	0.00
Foreign Equity Participation	4150000	0.00	0.00
Other Foreign Accounts Receivable	4160000	0.00	0.00
TOTAL		3,593,487,703.30	2,904,012,001.35

19 Finance Costs, including Loan Interest

Item Description	Item Code	Current Period	Previous Period
		Kshs	Kshs
Interest Payments on Foreign Borrowing	2410100	0.00	0.00
Interest Payments on Guaranteed Debt	2410200	0.00	0.00
Interest on Domestic Borrowing	2420000	0.00	0.00
Interest on Borrowing From Other Government Units	2430000	0.00	0.00
TOTAL		0.00	0.00

Item Description	Item Code	Current Period	Previous Period
Suspense & Clearance Account	6780000	0.00	0.00
Other Current Assets (System r	6790000	0.00	0.00
TOTAL		5,158,681.80	6,729,373.20

24. ACCOUNTS PAYABLE

Item Description	Item code	Current Period	Previous Period
		Kshs	Kshs
Other Liabilities	7320000	(152,705.10)	(156,213.80)
Deposits	7310000	0.00	0.00
Withholding Taxes	7380000	(25,400.20)	(88,406.30)
System Required Liabilities A/cs	7390000	2,771,820,790.85	182,454,631.30
TOTAL		2,771,642,685.55	182,210,011.20

25. FUND BALANCES BROUGHT FORWARD

Item Description	Item Code	Current Period	Previous Period
		Kshs	Kshs
Opening Balance Bank	22A	(340,131,601.70)	0.00
Opening Balance Cash	22B	528,075,253.90	0.00
Opening Balance Receivables - Imprest and Clearance Accounts	23	(6,664,455.20)	0.00
Opening Balance - Deposits	24	(182,210,011.20)	0.00
TOTAL		(930,814.20)	0.00

9



Statement of Budget Execution

Entity: 1122-State Department For Information Communication and Technology & Innovation

Current Period: JUL-17 To JUN-18

	Note	Printed Estimate	Reallocation / Transfer	Supplementary Estimates	Final Approved Estimate (Net)	Actual	Budget Utilization Differences	% of Utilization
		a	b	c	D=a+b+c	e	f=d-e	g=e/d%
RECEIPTS								
Tax Receipts	1	0.00	0.00	0.00	0.00	0.00	0.00	0.00%
Social Security Contribution	2	0.00	0.00	0.00	0.00	0.00	0.00	0.00%
Proceeds from Domestic and Foreign Grants	3	0.00	0.00	0.00	0.00	0.00	0.00	0.00%
Exchequer releases	4	0.00	0.00	0.00	0.00	8,087,236,031.00	(8,087,236,031.00)	0.00%
Transfers from Other Government Entities	5	0.00	0.00	0.00	0.00	0.00	0.00	0.00%
Proceeds from Domestic Borrowings	6	0.00	0.00	0.00	0.00	0.00	0.00	0.00%
Proceeds from Foreign Borrowings	7	1,523,000,000.00	0.00	2,944,500,000.00	4,467,500,000.00	3,585,320,133.50	882,179,866.50	80.25%
Proceeds from Sales of Assets	8	0.00	0.00	0.00	0.00	0.00	0.00	0.00%
Reimbursements and Refunds	9	0.00	0.00	0.00	0.00	0.00	0.00	0.00%
Returns of Equity Holdings	10	0.00	0.00	0.00	0.00	0.00	0.00	0.00%
Other Receipts	11	0.00	0.00	0.00	0.00	0.00	0.00	0.00%
Total		1,523,000,000.00	0.00	2,944,500,000.00	4,467,500,000.00	11,672,556,164.50	(10,149,556,164.50)	766.42%
PAYMENTS								
Compensation of Employees	12	67,155,000.00	0.00	109,802,981.00	176,957,981.00	172,969,480.70	3,988,500.30	97.75%
Use of goods and Services	13	299,060,675.00	0.00	(51,159,433.00)	247,901,242.00	170,994,635.80	76,906,606.20	68.98%
Subsidies	14	0.00	0.00	0.00	0.00	0.00	0.00	0.00%
Transfers to Other Government Units	15	8,190,327,500.00	0.00	(194,059,022.00)	7,996,268,478.00	7,717,448,531.75	278,819,946.25	96.51%
Other Grants and Transfers	16	262,500.00	0.00	(237,500.00)	25,000.00	0.00	25,000.00	0.00%
Social Security Benefits	17	5,250,000.00	0.00	22,350,000.00	27,600,000.00	15,465,034.00	12,134,966.00	56.03%
Acquisition of Assets	18	1,701,339,325.00	0.00	2,953,493,101.00	4,654,832,426.00	3,593,487,703.30	1,061,344,722.70	77.20%
Finance Costs, including Loan Interest	19	0.00	0.00	0.00	0.00	0.00	0.00	0.00%
Repayment of Principal on Domestic and Foreign Borrowing	20	0.00	0.00	0.00	0.00	0.00	0.00	0.00%
Other payments	21	0.00	0.00	0.00	0.00	0.00	0.00	0.00%
Total		10,263,395,000.00	0.00	2,840,190,127.00	13,103,585,127.00	11,670,365,385.55	(1,406,970,385.55)	113.71%

10



Budget Execution by Programme and Economic Classification

Entity: 1:122-State Department For Information Communication and Technology & Innovation

Period: JUL-17 To JUN-18

Program	Item	Description	Approved Budget	Actual Payments	Variance
0207000000		General Administration Planning and Support Services	243,149,357.00	201,708,596.60	41,440,760.40
	2110000	Wages and Salary Contributions	116,045,659.00	113,902,475.40	2,143,183.60
	2210000	Goods and Services	83,063,907.00	64,941,378.50	18,122,528.50
	2220000	Routine Maintenance	11,627,829.00	6,589,878.70	5,037,950.30
	2620000	Grants and Other Transfers to International Organizations	25,000.00	0.00	25,000.00
	2710000	Social Security Benefits	27,600,000.00	15,465,034.00	12,134,966.00
	3110000	Acquisition of Fixed Capital Assets	4,786,962.00	809,830.00	3,977,132.00
0210000000		ICT Infrastructure Development	11,655,253,333.00	10,553,656,944.50	1,101,596,388.50
	2210000	Goods and Services	105,794,355.00	77,657,539.45	28,136,815.55
	2220000	Routine Maintenance	1,400,000.00	0.00	1,400,000.00
	2630000	Grants & Transfer To Other Govt. Units	7,042,778,478.00	6,883,393,531.75	159,384,946.25
	3110000	Acquisition of Fixed Capital Assets	1,037,780,500.00	632,121,181.40	405,659,318.60
	4120000	Domestic Equity Participation	3,467,500,000.00	2,960,484,691.90	507,015,308.10
0217000000			1,205,182,437.00	915,061,344.45	290,121,092.55
	2110000	Wages and Salary Contributions	60,912,322.00	59,067,005.30	1,845,316.70
	2210000	Goods and Services	42,957,866.00	21,489,633.15	21,468,232.85
	2220000	Routine Maintenance	3,057,285.00	377,706.00	2,679,579.00
	2630000	Grants & Transfer To Other Govt. Units	953,490,000.00	834,055,000.00	119,435,000.00
	3110000	Acquisition of Fixed Capital Assets	144,764,964.00	72,000.00	144,692,964.00
		Grand Total	13,103,585,127.00	11,670,426,885.55	1,433,158,241.45

The Statement has been prepared, reviewed and approved by the following:

Prepared By: _____

Date: _____

Reviewed By: _____

Date: _____

Approved By: _____

Date: _____



Budget Execution by Heads and Programmes

Entity: 1122-State Department For Information Communication and Technology & Innovation

Period: JUL-17 To JUN-18

Head	Program	Description	Approved Budget	Actual Payments	Variance
1122000100			217,322,038.00	179,112,118.75	38,209,919.25
	0207000000	General Administration Planning and Support Services	217,322,038.00	179,112,118.75	38,209,919.25
1122000200			8,948,926.00	7,962,780.30	986,145.70
	0207000000	General Administration Planning and Support Services	8,948,926.00	7,962,780.30	986,145.70
1122000300			16,878,393.00	14,575,897.55	2,302,495.45
	0207000000	General Administration Planning and Support Services	16,878,393.00	14,575,897.55	2,302,495.45
1122000400			106,257,173.00	77,254,057.45	29,003,115.55
	0217000000		106,257,173.00	77,224,657.45	29,032,515.55
	0207000000	General Administration Planning and Support Services	0.00	29,400.00	(29,400.00)
1122000500			341,060,000.00	255,795,000.00	85,265,000.00
	0217000000		341,060,000.00	255,795,000.00	85,265,000.00
1122000600			110,164,529.00	75,389,406.65	34,775,122.35
	0210000000	ICT Infrastructure Development	110,164,529.00	75,389,406.65	34,775,122.35
1122000700			176,915,000.00	176,915,000.00	0.00
	0210000000	ICT Infrastructure Development	176,915,000.00	176,915,000.00	0.00
1122100100			1,038,750,000.00	663,585,441.60	375,164,558.40
	0210000000	ICT Infrastructure Development	1,038,750,000.00	663,585,441.60	375,164,558.40
1122100200			70,000,000.00	70,000,000.00	0.00
	0210000000	ICT Infrastructure Development	70,000,000.00	70,000,000.00	0.00
1122100300			200,000,000.00	40,615,054.25	159,384,945.75
	0210000000	ICT Infrastructure Development	200,000,000.00	40,615,054.25	159,384,945.75
1122100400			1,725,810,326.00	1,550,698,565.10	175,111,760.90
	0210000000	ICT Infrastructure Development	1,725,810,326.00	1,550,698,565.10	175,111,760.90
1122100500			2,262,500,000.00	1,909,939,999.40	352,560,000.60
	0210000000	ICT Infrastructure Development	2,262,500,000.00	1,909,939,999.40	352,560,000.60
1122100600			475,750,000.00	475,750,000.00	0.00
	0217000000		475,750,000.00	475,750,000.00	0.00
	0210000000	ICT Infrastructure Development	0.00	0.00	0.00
1122100700			171,100,000.00	171,100,000.00	0.00
	0210000000	ICT Infrastructure Development	171,100,000.00	171,100,000.00	0.00
1122100800			37,000,000.00	37,000,000.00	0.00
	0210000000	ICT Infrastructure Development	37,000,000.00	37,000,000.00	0.00
1122100900			75,000,000.00	75,000,000.00	0.00
	0210000000	ICT Infrastructure Development	75,000,000.00	75,000,000.00	0.00
1122101000			5,783,413,478.00	5,783,413,477.50	0.50
	0210000000	ICT Infrastructure Development	5,783,413,478.00	5,783,413,477.50	0.50
1122101100			141,020,000.00	106,320,087.00	34,699,913.00
	0217000000		141,020,000.00	106,291,687.00	34,728,313.00
	0207000000	General Administration Planning and Support Services	0.00	28,400.00	(28,400.00)
1122101200			4,600,000.00	0.00	4,600,000.00
	0210000000	ICT Infrastructure Development	4,600,000.00	0.00	4,600,000.00
1122101300			141,095,264.00	0.00	141,095,264.00
	0217000000		141,095,264.00	0.00	141,095,264.00
Grand Total			13,103,585,127.00	11,670,426,885.55	1,433,158,241.45

The Statement has been prepared, reviewed and approved by the following:

Prepared By: _____

Date: _____

Reviewed By: _____

Date: _____

Approved By: _____

Date: _____



Budget Execution By Programmes and Sub-Programmes

Entity: 1122-State Department For Information Communication and Technology & Innovation

Period: JUL-17 To JUN-18

Program	Sub Program	Description	Approved Budget	Actual Payments	Variance
0207000000		General Administration Planning and Support Services	243,149,357.00	201,708,596.60	41,440,760.40
	0207010000	General Administration, Planning And Support Services	243,149,357.00	201,708,596.60	41,440,760.40
0210000000		ICT Infrastructure Development	11,655,253,333.00	10,553,656,944.50	1,101,596,388.50
	0210010000	ICT Infrastructure Connectivity	5,301,660,326.00	4,234,839,060.35	1,066,821,265.65
	0210020000	ICT and BPO Development	570,179,529.00	535,404,406.65	34,775,122.35
	0210030000		5,783,413,478.00	5,783,413,477.50	0.50
			1,205,182,437.00	915,061,344.45	290,121,092.55
0217000000			1,205,182,437.00	915,061,344.45	290,121,092.55
	0217010000				
		Grand Total	13,103,585,127.00	11,670,426,885.55	1,433,158,241.45

The Statement has been prepared, reviewed and approved by the following:

Prepared By: _____

Date: _____

Reviewed By: _____

Date: _____

Approved By: _____

Date: _____

13

REPUBLIC OF KENYA

F.O. 31

Date: 5th July 2018.

Report of the Board of Survey on the Cash and Bank Balances of State Department of ICT and Innovation (HQs) - Recurrent Account as at the close of business on 29th June, 2018.

The Board, consisting of--(Names and official titles)

- Joseph Mwangi, Chief Economist - Chair
- Faith B. Simiti, Finance Officer - Member
- Josephine, Chief Accountant - Member

assembled at the office of Cash Office

at 12.00 noon (time) on the 5th July, 2018.

and the following cash was produced:--

Notes	Sh.	Nil
Silver	Sh.	Nil
Copper	Sh.	Nil
Cheques (as per details on reverse)	Sh.	Nil
		<u>Nil</u>

It was observed that cheques amounting to Sh. Nil cts. had been on hand for more than 14 days prior to the date of the survey.

The cash consists of East African currency and does not contain any demonetized coin or notes.

The Cash Book reflected the following balances as at the close of business on the 29th June, 2018.

Cash on hand	Sh.	Nil
Bank Balance	Sh.	2,107,429.40
		<u>2,107,429.40</u>

The Bank Certificate of Balance showed a sum of Sh. Four million, four ninty nine, nine hundred thirty three cts. cents zero (Sh.4,499,933cts. 00.)

standing to the credit of the account on 29th June, 2018.

The difference between this figure and the Bank Balance as shown by the Cash Book is accounted for in the Bank Reconciliation Statement (F.O. 30) attached.

Joseph Mwangi - Chair *[Signature]*
 Chairman.
 Josephine Nyambane - Member *[Signature]*
 Faith B. Simiti - Member *[Signature]*
 Members of the Board.

Date: 5th July 2018

REPUBLIC OF KENYA

F.O. 31

Date 5th July 2018

Report of the Board of Survey on the Cash and Bank Balances of State Department of

ICT and Innovation (HQs) - Development Account as at the close of business on 29th June, 2018.

The Board, consisting of--(Names and official titles)

Joseph Mwangi, Chief Economist - Chair

Faith B. Simiti, Finance Officer - Member

Josephine, Chief Accountant - Member

assembled at the office of Cash Office

at 12.00 noon (time) on the 5th July, 2018

and the following cash was produced:--

Notes	Sh.	Nil
Silver	Sh.	Nil
Copper	Sh.	Nil
Cheques (as per details on reverse)	Sh.	Nil
		<u>Nil</u>

It was observed that cheques amounting to Sh. Nil cts. had been on hand for more than 14 days prior to the date of the survey.

The cash consists of East African currency and does not contain any demonetized coin or notes.

The Cash Book reflected the following balances as at the close of business on the 29th June, 2018.

Cash on hand	Sh.	Nil
Bank Balance	Sh.	388,692.05

The Bank Certificate of Balance showed a sum of Sh. Three hundred and eighty eight, six hundred ninety one, cents thirty (Sh. 388,612 cts. 30) standing to the credit of the account on 29th June, 2018.

The difference between this figure and the Bank Balance as shown by the Cash Book is accounted for in the Bank Reconciliation Statement (F.O. 30) attached.

Joseph Mwangi - Chair
Chairman.

Josephine Nyambane - Member

Faith B. Simiti - Member
Members of the Board.

Date 5th July 2018

Date 5th July 2018

Report of the Board of Survey on the Cash and Bank Balances of State Department of ICT and Innovation (HQs) - Deposit Account as at the close of business on 29th June, 2018.

The Board, consisting of--(Names and official titles)

Joseph Mwangi, Chief Economist - Chair

Faith B. Simiti, Finance Officer - Member

Josephine, Chief Accountant - Member

Cash Office

assembled at the office of

at 12.00 noon (time) on the 5th July, 2018

and the following cash was produced:—

Notes	Sh.	Nil
Silver	Sh.	Nil
Copper	Sh.	Nil
Cheques (as per details on reverse)	Sh.	Nil
		<u>Nil</u>

It was observed that cheques amounting to Sh. Nil cts. had been on hand for more than 14 days prior to the date of the survey.

The cash consists of East African currency and does not contain any demonetized coin or notes.

The Cash Book reflected the following balances as at the close of business on the 29th June, 2018.

Cash on hand	Sh.	
Bank Balance	Sh.	<u>3,100,248.85</u>

The Bank Certificate of Balance showed a sum of Sh. Three million one hundred thousand two hundred and forty eight (Sh.3,100,248 cts. 85) standing to the credit of the account on 29th June, 2018.

The difference between this figure and the Bank Balance as shown by the Cash Book is accounted for in the Bank Reconciliation Statement (F.O. 30) attached.

Joseph Mwangi - Chair
Chairman.

Josephine Nyambane - Member

Faith B. Simiti - Member
Members of the Board.

Date 5th July 2018

BANK
KCB PLC
KENYA

STATE DEPT FOR
INFORMATION
COMMUNICATIONS
KENYA

Head Office
P.O. Box 10000, Nairobi
Kenya

July 05, 2018


CERTIFICATE OF BALANCES

Customer : 131169


STATE DEPT FOR INFORMATION
COMMUNICATIONS, TECHNOLOGY &
INNOVATION

Balance Date: 30-Jun-18

Account No.	Account Name	Currency	Balance
1000302348	REC-STATE DEPT FOR INFO COM TEC INNOVATION	KES	4,499,933.00
1000302364	DEV-STATE DEPT FOR INFO COM TEC INNOVATION	KES	388,691.30
1000302388	DEP-STATE DEPT FOR INFO COM TEC INNOVATION	KES	3,100,248.85
1000302399	CBK165-STATE DEPT INFO COM TEC INNOVATION	KES	0.00



L. K. RWERIA
AUTHORISED SIGNATORY
BANKING SERVICES



P. S. LENKUME
AUTHORISED SIGNATORY
BANKING SERVICES

BANK RECONCILLIATION STATEMENT AS AT 30TH JUNE 2018

	KSHS.		Kshs.
Balance as per bank certificate			4,499,933.00
Less			
1. Payments in cashbook not yet recorded in bank statement	2,350,865.10		
2. Receipts in bank statement not yet recorded in cashbook	62,364.00	2,413,229.10	
Add			
3. Payments in bank statement not yet recorded in casbook	10,947.00		
4. Receipts in cashbook not yet recorded in bank statement.	9,778.50	20,725.50	
Balance as per the cashbook.....			2,107,429.40

I certify that I have verified the bank balance in the cashbook with cash book with the bank statement and that the above reconciliation is correct

Prepared by by [Signature] Designation ACC Date 4/7/2018
 Reviewed by by Josephine Ann Designation CA Date 5/7/2018
 Approved by [Signature] Designation ACC Date 05/07/2018

(All schedules are attached herewith)

	MINISTRY OF ICT AND INNOVATION		
	RECCURENT R1122 1000302348 2017/2018		
	PAYMENT IN CASH BOOK NOT IN THE BANK		
	BANK RECONCILIATION STATEMENT AS AT 30/06/2018		
DATE		REFERENCE NO.	Dr. Amount
28/5/2018	KNUT UNION		553.60
28/5/2018	KMH		1,000.00
28/5/2018	FILM DEPT		500.00
28/6/2018	CHARLES LOMONYANG		344,210.50
28/6/2018	ABRAHAM ONDENG		349,317.00
28/6/2018	DENIS MANWA		550,842.40
28/6/2018	W/T		228,366.20
28/6/2018	W/T		139,809.90
28/6/2018	DAVID MUSYOKA		65,022.00
28/6/2018	KENNEDY OGOLA		46,970.00
28/6/2018	SEVEN EPIC		45,899.80
28/6/2018	PIUS MUCHAI		31,500.00
28/6/2018	W/T		31,520.70
28/6/2018	ENERGY SACCO		30,756.00
28/6/2018	JACQUELINE NZOMO		30,000.00
28/6/2018	PERES NGUGI		30,000.00
28/6/2018	FAITH SIMITI		30,000.00
28/6/2018	ESTHER KAHURO		20,000.00
28/6/2018	MILLICENT KIVUVA		20,000.00
28/6/2018	SUSAN WAMBUGU		20,000.00
28/6/2018	ESTELLA NGANGA		21,000.00
28/6/2018	ABRAHAM ONDENG		22,770.00
28/6/2018	FOSA NOBLE		23,770.60
28/6/2018	ASKAH MORAA		10,000.00
28/6/2018	JOSEPHINE ALUKWILI		10,000.00
28/6/2018	KIMARU KIPTOO		10,000.00
28/6/2018	VICTOR MARAGIA		10,000.00
28/6/2018	BERNARD KIBE		10,000.00
28/6/2018	SALIM BAGALANA		10,000.00
28/6/2018	EZAKIEL KOECH		10,000.00
28/6/2018	JACINTA ODANGA		10,000.00
28/6/2018	HULDA ODERO		10,000.00
28/6/2018	ASKAH MORAA		10,000.00
28/6/2018	JOSEPHINE NYAMBANE		10,000.00
28/6/2018	ABRAHAM ONDENG		10,450.00
28/6/2018	W/T		11,516.35
28/6/2018	JAMES KARITIE		9,800.00
28/6/2018	DAVID GICHINI		9,800.00
28/6/2018	TITUS OMUROCHO		9,800.00
28/6/2018	JACINTA ODANGA		9,516.00
28/6/2018	HELLEN NJAGI		6,200.00

28/6/2018	JAMES KARITIE		4,900.00
28/6/2018	DAVID GICHINI		4,900.00
28/6/2018	TITUS OMUROCHO		4,900.00
28/6/2018	FELEX MENGICH		4,900.00
28/6/2018	BELINDA KAGWIRIA		6,000.00
28/6/2018	KUKOPESHA		5,155.55
28/6/2018	NOBLE		5,496.50
28/6/2018	ELIZABETH GITHUA		4,000.00
28/6/2018	VINCENT WEKESA		4,000.00
28/6/2018	ARGOS		1,940.00
28/6/2018	KENNEDY NGUGI		40,000.00
28/6/2018	FILM DEPT		778.40
28/6/2018	PSC		500.00
	W/T		2,503.60
	TOTAL		2,350,865.10

	MINISTRY OF ICT AND INNOVATION		
	RECCURENT R1122 1000302348 2017/2018		
	RECEIPTS IN THE IN THE BANK NOT IN THE CASH BOOK		
	BANK RECONCILIATION STATEMENT AS AT 31/05/2018		
DATE	REFERENCE NO.	Cr. Amount	
29/5/2018	RETURNED PAYMENT		3,000.00
28/6/2018	RETURNED PAYMENT		47,850.00
	RETURNED PAYMENT		11,514.00
		TOTAL	62,364.00

MINISTRY OF ICT AND INNOVATION		
RECCURENT R1122 1000302348 2017/2018		
PAYMENT IN THE BANK NOT IN THE CASH BOOK		
BANK RECONCILIATION STATEMENT AS AT 30/06/2018		
DATE	REFERENCE NO.	Dr. Amount
22/6/2018	PREMIER KENYA	1,589.00
25/6/2018	TRFS	9,358.00
		10,947.00

	MINISTRY OF ICT AND INNOVATION	
	RECCURENT R1122 1000302348 2017/2018	
	RECEIPTS IN THE IN THE CASH BOOK NOT IN THE BANK	
	BANK RECONCILIATION STATEMENT AS AT 30/06/2018	
DATE	REFERENCE NO.	Cr. Amount
26/6/2018	RETURNED SALARY	3,775.00
		3.50
26/6/2016	RETURNED SALARY	6,000.00
	TOTAL	9,778.50

REPUBLIC OF KENYA

F.O 30

STATE DEPARTMENT OF ICT AND INNOVATION

DEVELOPMENT D-1122 1000302364 2017/18

BANK RECONCILLIATION STATEMENT AS AT 30/06/2018

KSHS.

Kshs.

Balance as per bank certificate 388,692.05

Less

1. Payments in cashbook not yet recorded in bank statement

2. Receipts in bank statement not yet recorded in cashbook


Add


3. Payments in bank statement not yet recorded in casbook

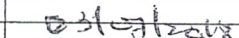
4. Receipts in cashbook not yet recorded in bank statement.

Balance as per the cashbook..... 388,692.05

I certify that I have verified the bank balance in the cashbook with the bank statement and that the above reconciliation is correct


Signature


Designation


Date



SUMMARY STATEMENT OF DEPOSITS

Entity: 1122-State Department For Information Communication and Technology & Innovation




Current Period: JUL-17 To JUN-18

Compare With: JUL-16 To JUN-17

Economic Item	6550101 - Ministry HQ Deposit Bank A/C	
	Current Period	Previous Period
Opening Balance	3,100,248.85	0.00
Transfers of retentions during the year	0.00	3,100,248.85
Payments made out of deposit account during the year	0.00	0.00
Closing Balance	3,100,248.85	3,100,248.85

Principal Secretary Controller	Principal Accounts
-----------------------------------	--------------------

The Statement has been prepared, reviewed and approved by the following:

Prepared By: KENNEDY NGUNGI  Date: 02/07/2018
Reviewed By: Josephine Ann  Date: 03/7/2018
Approved By: Zainabu  Date: 03/07/2018

STATE DEPARTMENT FOR ICT AND INNOVATION
 REPORTS AND FINANCIAL STATEMENTS FOR THE PERIOD ENDED 30 JUNE, 2018 (KSHS)
 ANNEX 1-ANALYSIS OF DEPOSITS


Supplier of goods or services	Original Amount	Date Contracted	Amount Paid To Date	Outstanding Balance 2018	Outstanding Balance 2018	COMMENTS
	a	b	c	d=a-c		
1. ALBATORS GENERAL CONSTRUCTION	196,845.00		196,845.00	-	196,845.00	Inherited
2. INTERLINK INDUSTRIES	891,433.00		891,433.00	-	891,433.00	Inherited
3. JOYLER ENTERPRISES	273,578.00		273,578.00	-	273,578.00	Inherited
4. KOMAG ENTERPRISES	193,124.00		193,124.00	-	193,124.00	Inherited
5. SARAWET AGENCIES	1,527,444.00		1,527,444.00	-	1,527,444.00	Inherited
Sub Total	3,082,424.00		3,082,424.00		3,082,424.00	
Supply of Services						
6. HUAWEI	17,825.00		17,825.00	-	17,825.00	inherited
Grand Total	3,100,249.00		3,100,249.00		3,100,249.00	



KONZA TECHNOPOLIS
DEVELOPMENT AUTHORITY

5th Floor, Capital West Business Centre, Rhapta/Lantana Road Westlands ♦ P.O. Box 30519-00100 ♦ NAIROBI, KENYA
Tel: +254-20-4343013/4 ♦ Email: ceo@konzacity.go.ke

Office of the Chief Executive Officer



When replying please quote

Ref: KOTDA/CONF/1/01

July 13, 2018

Mr. Jerome Ochieng
Principal Secretary
State Department of Information, Communications & Technology
Ministry of Information, Communication and Technology
NAIROBI



C.F.O.
t.u.e
[Signature]
17/7/2018

Dear *PS,*

RE: DISBURSEMENT OF FUNDS TO THE SAGAS FOR FINANCIAL YEAR
2017-18

Reference is made to your letter Ref. No. MIC/ICT&INN/SAGA/1 of 10th July 2018 on the above subject.

Attached here find schedule confirming the amount disbursed by Ministry of Information, Communication and Technology and received by the Authority for the Financial 2017-18 as at 29th June 2018.

Yours *Sincerely,*
[Signature]

ENG. JOHN TANUI, MBS
CHIEF EXECUTIVE OFFICER

27



REPUBLIC OF KENYA

MINISTRY OF INFORMATION COMMUNICATIONS AND TECHNOLOGY
STATE DEPARTMENT OF ICT AND INNOVATION

Telephone Nairobi 254-020-4920000/1
Telegrams: "Telposta", Nairobi
Fax: 315147
When replying please quote
Ref. No. MIC/ICT & INN/SAGA/

Telposta Towers
P.O. Box 30025
NAIROBI
KENYA
10th July 2018

The Chief Executive Officer
Konza Technopolis Development Authority
NAIROBI

RE: DISBURSEMENT OF FUNDS TO THE SAGAS FOR FINANCIAL YEAR 2017-18

The Ministry of Information Communication and Technology wishes to confirm the amount disbursed to you as at 29th June 2018 as indicated in the table below. Please compare the amount disbursed to you with the amounts you received and populate the column E in the table and sign and stamp the request in the space provided and return it to this office on or before 13th July, 2018.

CONFIRMATION OF AMOUNTS RECEIVED BY KONZA TECHNOPOLIS DEV. AUTHORITY AS AT 29TH JUNE, 2018

REFERENCE NUMBER	Date Disbursed	Recurrent (A)	Development (B)	Inter-Ministerial (C)	Total (D)=CA+B+C	Amount Received by Konza Technopolis Kshs..... as at 29 th June 2017	Difference (Kshs) (F)=(D-E)
FT17215M82V6	03.08.17	19,614,375.00	0		19,614,375.00	19,614,375.00	-
FT172433J19C	31.08.17	0	237,000,000.00		237,000,000.00	237,000,000.00	-
FT1725505HSR	12.09.17	19,614,375.00	0		19,614,375.00	19,614,375.00	-
FT17327D6MVN	23.11.17	39,228,750.00	0		39,228,750.00	39,228,750.00	-
FT18040BY6WS	9.02.18	39,228,750.00	0		39,228,750.00	39,228,750.00	-
FT18165PKG0J	14.06.18	59,228,750.00	0		59,228,750.00	59,228,750.00	-
FT18190V3X3B	09.07.18	0	46,100,000.00		46,100,000.00	46,100,000.00	-
TOTAL		176,915,000.00	283,100,000.00	0	460,015,000.00	460,015,000.00	-

Please confirm that the amounts shown above are correct as of the date indicated.

Head of Accounts Department:


Name Jaral Baraza Sign [Signature] Date 16.07.2018

[Signature]
JOSEPHINE NYAMBANE
FOR: PRINCIPAL SECRETARY



CC. Director General Accounting Service and Quality Assurance,
National Treasury
NAIROBI

SK



REPUBLIC OF KENYA

MINISTRY OF INFORMATION COMMUNICATION AND TECHNOLOGY
STATE DEPARTMENT OF ICT AND INNOVATION

Telephone Nairobi 254-020-4920000/100
Telegrams: "Telposta", Nairobi
Fax: 315147
When replying please quote
Ref. No. MIC/ICT & INN/SAGA/1



Telposta Towers
P.O. Box 30025
NAIROBI
KENYA
10 July 2018

Chief Executive Officer
ICT Authority
NAIROBI

RE: DISBURSEMENT OF FUNDS TO THE SAGAS FOR FINANCIAL YEAR 2017-18

The Ministry of Information Communication and Technology wishes to confirm the amount disbursed to you as at 29th June 2018 as indicated in the table below. Please compare the amount disbursed to you with the amounts you received and populate the column E in the table and sign and stamp the request in the space provided and return it to this office on or before 13th July, 2018

Reference Number	Date Disbursed	Recurrent (A)	Development (B)	Inter-Ministerial (C)	Total (D)=CA+B+C	Amount Received by ICTA Kshs. As at 29 th June, 18	Difference (Kshs) (F)=(D-E)
FT17216L8WTT	04.03.17	0	3,076,925,727.50		3,076,925,727.50	3,076,925,727.50	-
FT173066DOPP	02.11.17	34,170,000.00	0		34,170,000.00	34,170,000.00	-
FT17312DCJC	08.11.17	0	137,500,000.00		137,500,000.00	137,500,000.00	-
FT17298LQCTR	25.10.17	35,265,000.00	0		35,265,000.00	35,265,000.00	-
FT1801791HDS	17.01.18	0	1,000,000,000.00		1,000,000,000.00	1,000,000,000.00	-
FT180802RPD6	12.03.18	0	350,000,000.00		350,000,000.00	350,000,000.00	-
FT18102FPNPG	12.04.18	85,265,000.00	0		85,265,000.00	85,265,000.00	-
FT18130467VB	12.04.18	34,170,000.00	0		34,170,000.00	34,170,000.00	-
FT181094CH39	19.04.18	119,435,000.00	0		119,435,000.00	119,435,000.00	-
FT18130467VB	10.05.18	0	20,000,000.00		20,000,000.00	20,000,000.00	-
FT18130FBL35	10.05.18	0	137,500,000.00		137,500,000.00	137,500,000.00	-
FT181303S9GY	10.05.18	0	147,500,000.00		147,500,000.00	147,500,000.00	-
FT180305SHJK	10.05.18	0	951,074,272.00		951,074,272.00	951,074,272.00	-
FT18130F3ZM4	10.05.18	0	143,750,000.00		143,750,000.00	143,750,000.00	-
FT18176TX6HP	25.06.18	0	20,000,000.00		20,000,000.00	20,000,000.00	-
FT181869TSXV	09.07.18	0	40,615,054.25		40,615,054.25	40,615,054.25	-
FT181906M305	09.07.18	0	45,600,000.00		45,600,000.00	45,600,000.00	-
FT181905Z230	09.07.18	0	828,663,478.00		828,663,478.00	828,663,478.00	-
TOTAL		358,305,000.00	6,899,128,531.75		7,257,433,531.75	7,257,433,531.75	-

I confirm that the amounts shown above are correct as of the date indicated.

Head of Accounts Department:

Name Machine Ouylojo Sign [Signature] Date 13/7/18

[Signature]

JOSEPHINE NYAMBANE
FOR: PRINCIPAL SECRETARY

cc. Director General Accounting Service and Quality Assurance,
National Treasury
NAIROBI

HL Fr.
for advise?
12/1/18

