




KENYATTA UNIVERSITY

Financial Statements

for the Year Ended
30th June 2010

Committed to Creativity, Excellence and Self - Reliance




Kenyatta University Conference Centre


CONTENTS



Table of Contents	Page Number
Chancellor and Principal Officers of the University	2 - 3
Core Business of the University	4
Chairman's Report	5
Vice Chancellor's Report	6
Statement of Council Members' Responsibilities	7
University Information	8
University Council Members	9
Functions and Responsibilities of the Council	10
Kenya National Audit Office Report	11—12
Performance Indicators	13—14
Statement of Financial Position	15
Comprehensive Income Statement	16
Cash Flow Statement	17
Statement of Change in Equity	18
Notes to the Financial Statement	19-35




PRINCIPAL OFFICERS OF THE UNIVERSITY



Prof. O. Mutungi



Prof. Olive M. Mugenda




Mr. B. I. Wairegi



Prof. D. N. Mugendi



Dr. D. Muindi



Prof. P. K. Wainaina



Dr. N. M. Karagu



Mr. J. I. Gitahi



Prof. G. Mse



CHANCELLOR & PRINCIPAL OFFICERS OF THE UNIVERSITY

Chancellor

H.E. HON. MWAI KIBAKI, C.G.H., M.P.

President and Commander-in-Chief of the Armed Forces of the Republic of Kenya

B.A. (Makerere), B.Sc. (London), D.Sc. (Hon) (Eng.) (JKUAT) D.Litt., LL.D (Nairobi), D.Sc. (HR DEN'T) (MMUST), Hon. (Kenyatta)

Chairman of the University council

MR. BENSON I WAIREGI B. Com. (Accounting), MBA (Nairobi), CPA (K)

Vice – Chancellor

PROF. OLIVE M. MUGENDA, E.B.S, B. Ed., (Nairobi), MBA (ESAMI) M.Sc., PhD. (Iowa State USA),

Deputy Vice-Chancellor (Administration)

PROF PAUL K WAINAINA, B.Ed., MA, ED (Nairobi), Ph. D. (Alberta)

Deputy Vice Chancellor (Academic)

PROF. REUBEN M. MUASYA, BSc. (UEAB) M. PHIL. (Moi), PH.D. (Wageningen)

Deputy Vice-Chancellor (Finance, Planning & Development)

PROF. DANIEL N. MUGENDI B.Sc., (Moi) M.Sc., (Nairobi) Ph.D. (Florida)

Registrar Administration

PROF. GODFREY MSE, B. Ed., M.Ed, Ph.D. (Kenyatta)

Registrar Academic

DR. JOHN F. KOGA, B.Ed (Nairobi), M.Sc. (Kenyatta), PhD (Leeds)

Registrar (Finance, Planning and Development)

DR. NELSON M. KARAGU, B.Sc., M.A. Ed (Idaho), PhD. (Nairobi)

Ag. Librarian

MR. JULIUS GAKOBO, Dip. Lib. (Makerere) M.L.S. (Loughborough)

Finance Officer

JOSEPH I. GITAHU, B.Sc. (USIU), MSc. ORG. DEV. (USIU), CPA (K)

CORE BUSINESS OF THE UNIVERSITY




The core business of the university is provided for in the University of Kenyatta Act.1985.

The Act provides in section 4 (i) the functions and objectives of the University, which includes -

- **To** provide directly or in collaboration with other institutions of higher learning, facilities for university education including technological and professional education research.
- **To** provide and advance university education and training to appropriately qualified candidates leading to the award of degrees, diplomas and certificates and such other qualifications as the council and senate shall from time to time determine and in so doing contribute to the manpower needs of Kenya.
- **To** conduct examinations for and to grant such academic awards as may be provided for in the statutes.
- **To** participate in the discovery, transmission and presentation of knowledge and to stimulate cultural and intellectual life of the society.
- **To** determine who may teach, what may be taught, and how it may be taught in the university.
- **To** play an effective role in the development and expansion of opportunities to Kenyans wishing to continue with their education.




KENYATTA UNIVERSITY
Elimu Ni Nguvu





CHAIRMAN'S REPORT 30TH JUNE 2010



The University Council notes with appreciation the continued support of the government and other collaborators, both local and international, in running the institution. We endeavour to continue restructuring of the programmes in order to achieve efficiency in the management of academic affairs.

The Council will endeavour to work with the industry and other strategic partners in order to provide for facilities to meet these challenges.

I am pleased to note that despite other challenges of access, equity, globalisation and internationalisation of the higher learning education, Kenyatta University has embraced modes of teaching and learning focusing on both traditional and new approaches that include the newly launched-e-learning using the blackboard technology. This shift in service delivery has increased enrolment of students into various academic programmes, but it has resulted in putting a lot of pressure on the existing facilities.

During the fiscal year, the University embarked on various projects among them the new library, School of Engineering, Business and Students Services Centre, and procured a facility in the Nairobi City Centre in order to establish a campus.

Finally, I would like to thank the government and the local donor agencies, suppliers and service providers for their trust, guidance and continued co-operation.

Chairman,

Kenyatta University Council

VICE-CHANCELLOR'S REPORT 30TH JUNE 2010



I am delighted to present the Annual Report and Financial Statements of Kenya University for the year ended 30th June 2010. During the year under review, the University remained on course in implementation of the 2005-2015 Strategic Vision Plan; the focus of which has been on recovery, consolidation and reshaping the university for targeted expansion and internationalization. The main focus being quality, relevance and sustainability intended to enable a world-class university.

During the year, the University put in place the necessary internal control on resources to ensure that we meet the targets of revenue collection and cost control.

The University witnessed two graduation ceremonies, which saw a release of **4876** graduands to the labour market who are highly competitive and meet high standards of dependability.

To facilitate increased access to University education to Kenyans, the University planned for and embarked on projects geared towards attaining this by constructing science laboratories, student computer centre with 600 computers, construction of staff offices, lecture halls, a Post Modern Library, an Ultra Modern Business & Students Services Centre, facilities in Nairobi City Centre, Mombasa and Nakuru and improvement of other facilities in order to prepare for increasing enrolment.

In conclusion, I take this opportunity to convey my appreciation and gratitude to the University Council, Management and all members of staff for their commitment to work and their timeless and splendid efforts that have seen Kenya University move towards its goal of becoming a world-class University.

Finally, I would like to thank the government and local donor agencies, suppliers and service providers for their mental trust, guidance and continued co-operation.

Prof. Olive M. Mugenda, E.B.S, Ph.D.

VICE-CHANCELLOR



STATEMENT

OF KENYATTA UNIVERSITY COUNCIL MEMBERS RESPONSIBILITIES FOR THE YEAR ENDED 30TH JUNE 2010

Kenyatta University is required to prepare statements, which give a true and fair view of the state of affairs of the University as at the end of the financial year, and of its surplus or deficit for that year. The University Council is required to ensure that the University maintains proper accounting records, which disclose, with reasonable accuracy, the financial position of the University. Council is also responsible for safeguarding the assets of the University.

The Council accepts responsibility for the financial statements, which have been prepared using appropriate accounting policies supported by reasonable and prudent judgments and estimates, consistent with previous years and in conformity with International Financial Reporting Standards. The Council is of the opinion that financial statements give a true and fair view of the state of the financial affairs of the University as at 30th June 2010 and of its surplus for the year then ended.

The Council further confirms the accuracy and completeness of the accounting records maintained by the University, which have been relied upon in the preparation of the financial statements, as well as on the adequacy of the system of internal financial control.

Nothing has come to the attention of the Council that the University will not remain a going concern for at least twelve months from the date of this statement.

This statement is approved by the Council and is signed on its behalf by:

Prof. Olive M. Mugenda E.B.S, PhD.

VICE-CHANCELLOR

Prof. Daniel N. Mugendi PhD.

DEPUTY VICE CHANCELLOR
(FINANCE, PLANNING & DEVELOPMENT)

UNIVERSITY INFORMATION



PRINCIPAL PLACE OF BUSINESS

Kenyatta University
Thika Road, Nairobi
P. O. Box 43844- 00100, Nairobi

REGISTERED OFFICE

Kenyatta University
Thika Road, P. O. Box 43844- 00100, Nairobi

BANKERS

- Co-operative Bank of Kenya Ltd.
Helasie Selassie Avenue
P.O. Box 48231 – 00100, Nairobi
- National Bank of Kenya Ltd.
P. O. Box 41862 – 00100, Nairobi
- Kenya Commercial Bank Ltd
P. O. Box 30081, Nairobi
- Standard Chartered Bank Ltd.
P. O. Box 64355 - 00620, Nairobi
- Equity Bank Ltd
P.O. Box 75104 – 00200
Nairobi

AUDITORS

Auditor General
Kenya National Audit Office
P.O. Box 30084 - 00100, GPO Nairobi

ADVOCATES

Lawrence Mungai and Advocates
P. O. Box 10130 - 00100, Nairobi



UNIVERSITY COUNCIL MEMBERS

1. Mr. Benson I Wairegi	-	Chairman
2. Mr. Ayisi Makatiani	-	Vice Chairman
3. Mr. Eliud Mathu	-	Honorary Treasurer
4. Prof. Olive M. Mugenda	-	Vice- Chancellor
5. Prof. Daniel N. Mugendi	-	Deputy Vice Chancellor (FP&D)
6. Prof. Paul K. Wainaina	-	Ag. Deputy Vice Chancellor Administration)
7. Prof. Reuben M Muasya	-	Ag. Deputy Vice Chancellor (Academic)
8. Prof. Mohamed Rajab	-	Principal, Pwani University
9. Prof. Chrispus Kiamba	-	Permanent Secretary, Ministry of Education
10. Mr. Joseph K. Kinyua	-	Permanent Secretary, Ministry of Finance
11. Dr. Frank K Mwangera	-	Member
12. Pastor Beatrice Wanjiku Musila	-	Member
13. Dr Mary Lonyangapuo	-	Member
14. Mr. Sammy P M Kyungu	-	Member
15. Mr. Obondo Kajumbi	-	Member
16. Prof. Peter E Kinyanjui	-	Member
17. MS Grace B N Madoka	-	Member
18. MS Bernice Gachegu	-	Co-opted Member
19. Mr. Philemon Mwaisaka	-	Co-opted Member
20. Prof Keren Mburugu	-	Senate Representative
21. Dr. Christine Wasanga	-	Senate Representative
22. Prof. Ephantus Kabiru	-	Senate Representative
23. Prof Christopher Shisanya	-	Senate Representative
24. Dr. Franklin Kinoti Kaburu	-	Non-Senate Representative
25. Mr. Benson Okebe	-	Non-Senate Representative
26. Mr. Eugene Mutembe	-	Non-Academic Members Representative
27. Mr. Anthony Maina	-	Students Representative
28. Mr. Mwaboza Mwasambu	-	Students Representative

FUNCTIONS AND RESPONSIBILITIES OF THE COUNCIL



The Council is the governing body of the University.

Its responsibilities are:

- ⇒ **To** administer the property and funds of the University
- ⇒ **Shall** receive donors, endowments, of the University
- ⇒ **May** enter into associations with other universities gifts grants or other monies and make disbursement there from.
- ⇒ **Shall** provide for the welfare of the students and other institution of learning.
- ⇒ **Make** regulations governing the conduct and discipline of the students of the University.



Council retreat in North Coast Beach Hotel



KENYA NATIONAL AUDIT OFFICE REPORT

REPUBLIC OF KENYA

Telephone: +254-20-342330
Fax: +254-20-311482
E-Mail: cpa@kenao.go.ke
Website: www.kenao.go.ke

P.O. Box 30084-00100
NAIROBI



KENYA NATIONAL AUDIT OFFICE

REPORT OF THE AUDITOR-GENERAL ON THE FINANCIAL STATEMENTS OF KENYATTA UNIVERSITY FOR THE YEAR ENDED 30 JUNE 2010

I have audited the accompanying financial statements of Kenyatta University set out at pages 11 to 31, which comprise the Statement of Financial Position as at 30 June 2010, the Statement of Comprehensive Income, the Statement of Changes in Equity and the Cash Flow Statement for the year then ended and a summary of significant accounting policies and other explanatory information, in accordance with the provisions of Section 14 of the Public Audit Act, 2003. I have obtained all the information and explanations which, to the best of my knowledge and belief, were necessary for the purpose of the audit.

Management's Responsibility for the Financial Statements

The Management is responsible for the preparation and fair presentation of the financial statements in accordance with the International Financial Reporting Standards and for such internal controls as management determines is necessary to enable the preparation of financial statements that are free from material misstatement, whether due to fraud or error.

Responsibility of the Auditor-General

My responsibility is to express an independent opinion on the financial statements based on the audit. The audit was conducted in accordance with the International Standards on Auditing. Those standards require compliance with ethical requirements and that the audit be planned and performed with a view to obtaining reasonable assurance that the financial statements are free from material misstatement.

An audit involves performing procedures to obtain audit evidence about the amounts and disclosures in the financial statements. The procedures selected depend on the auditor's judgement, including the assessments of the risks of material misstatement of the financial statements, whether due to fraud or error. In making those risk assessments, the auditor considers internal controls relevant to the entity's preparation and fair presentation of the financial statements in order to design audit procedures that are appropriate in the circumstances, but not for the purpose of expressing an opinion on the effectiveness of the University's Internal controls. An audit also includes

1

Promoting Accountability in the Public Sector

KENYA NATIONAL AUDIT OFFICE REPORT



evaluating the appropriateness of accounting policies used and the reasonableness of accounting estimates made by the Management, as well as evaluating the overall presentation of the financial statements.

I believe the audit evidence obtained is sufficient and appropriate to provide a basis for my opinion.

Property, Plant and Equipment

As disclosed under Note 8 to the financial statements, the University holds a title deed for land measuring 1,142.07 acres, valued at Kshs.652,292,538. However, a parcel of 40.82 acres out of the above acreage has been illegally encroached upon by squatters. Although this matter has been reviewed and deliberated upon at various fora, the position as previously reported has not changed and the parcel is still under occupation by the squatters.

In the circumstances, the accuracy of the balance of Kshs.4,520,552,737 under Property, Plant and Equipment as at 30 June 2010 could not be ascertained.

Opinion

Except for the foregoing reservation, in my opinion, the financial statements present fairly, in all material respects, the financial position of the University as at 30 June 2010 and its financial performance and cash flows for the year then ended, in accordance with the International Financial Reporting Standards and comply with the Kenyatta University Act, 1985.

A handwritten signature in blue ink, appearing to read 'A.S.M. Gatumbu'.

A.S.M Gatumbu
AUDITOR-GENERAL

Nairobi

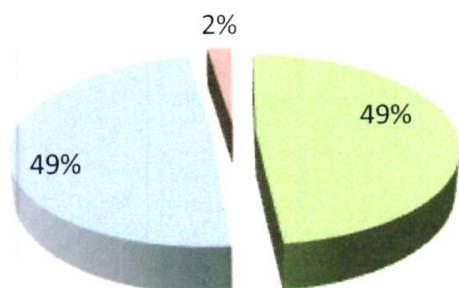
23 February 2011

PERFORMANCE INDICATORS



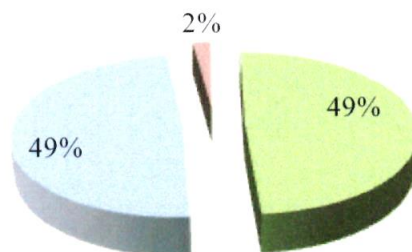
Distribution of Income - 2010

■ Gov. Grants ■ Tuition Fees ■ Other Income

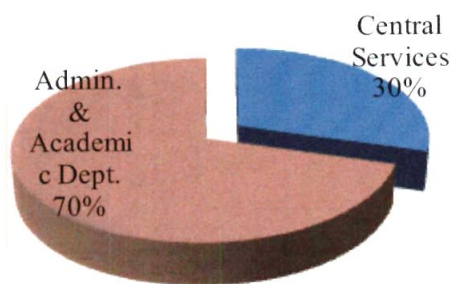


Distribution of Income 2009

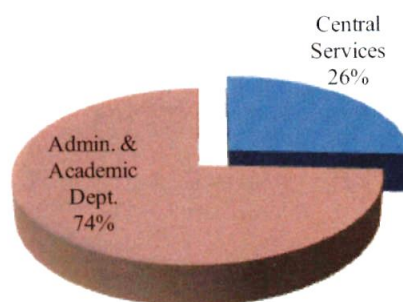
■ Gov. Grants ■ Tuition Fees ■ Other Income



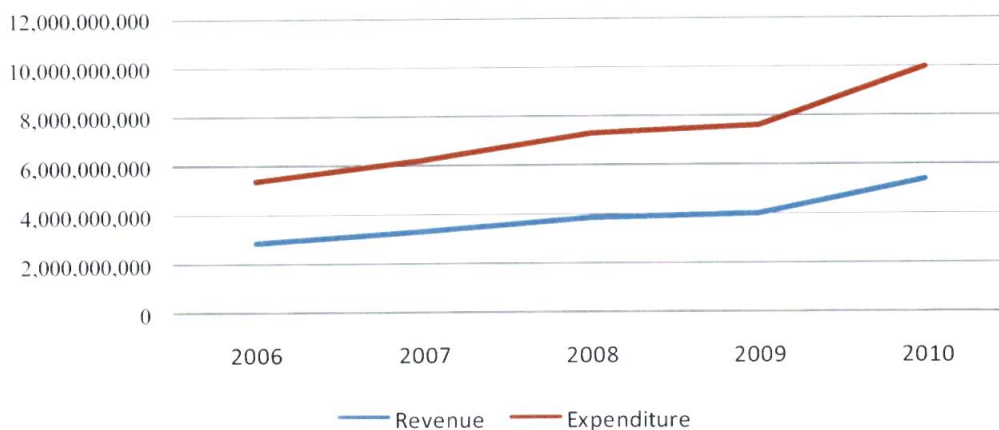
Distribution of Expenditure 2010



Distribution of Expenditure 2009

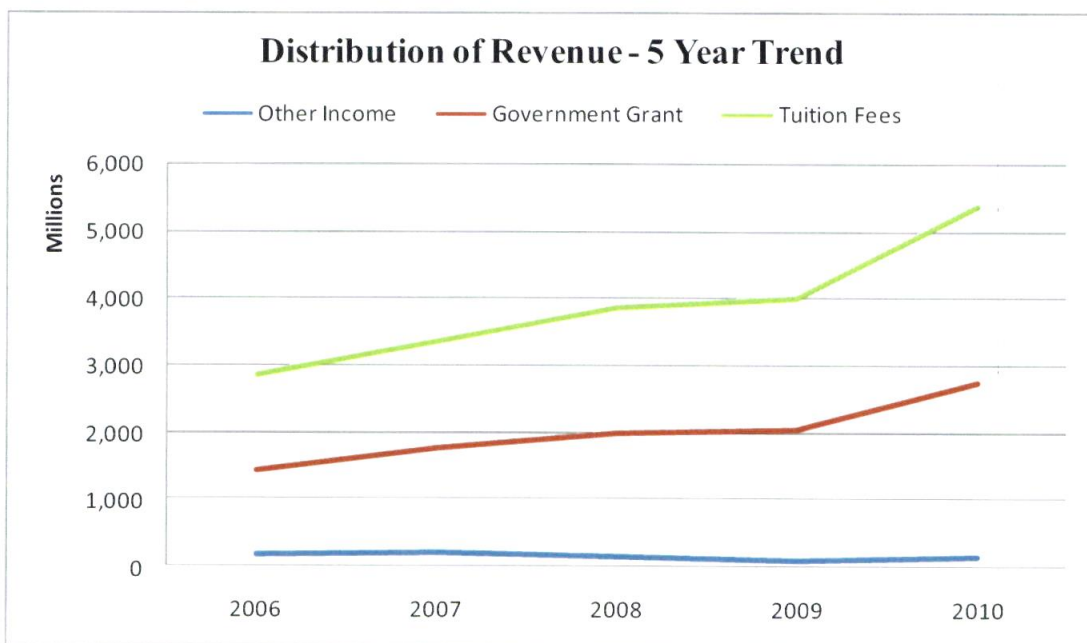


Revenue & Expenditure Comparison - 5 Year Trend

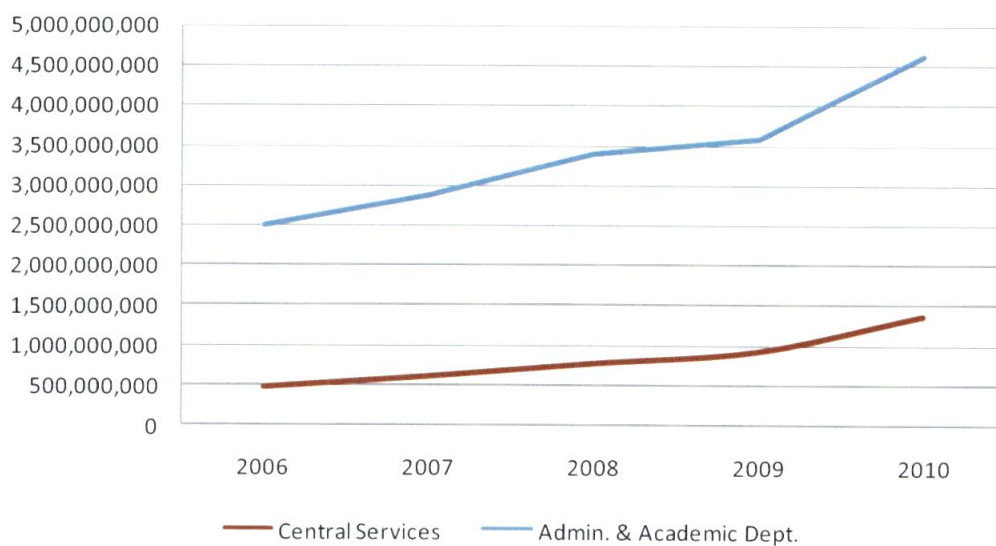




PERFORMANCE INDICATORS



Composition of Expenditure - 5 Year Trend





Statement of Financial Position as at 30th June 2010

	<u>NOTES</u>	<u>2010</u> <u>Kshs.</u>	<u>2009</u> <u>Kshs.</u>
NON - CURRENT ASSETS			
Property, Plant and Equipment	8	4,520,552,737	2,844,587,083
Capital Work in Progress	10	1,250,948,967	1,192,221,250
		<u>5,771,501,704</u>	<u>4,036,808,334</u>
CURRENT ASSETS			
Inventories	11	44,536,417	84,940,176
Trade and Other Receivables	14	216,520,776	250,730,612
Short Term Deposits	12	212,704,041	313,069,420
Cash and Bank Balances	13	330,667,795	101,850,348
		<u>804,429,029</u>	<u>750,590,556</u>
TOTAL ASSETS		<u>6,575,930,733</u>	<u>4,787,398,889</u>
CAPITAL FUNDS & LIABILITIES			
CAPITAL FUNDS			
Capital Fund	9	1,709,247,983	1,589,247,984
Revenue Reserve	9	3,244,019,726	2,473,661,932
Revaluation Reserve	9	28,721,234	28,721,234
		<u>4,981,988,943</u>	<u>4,091,631,150</u>
CURRENT LIABILITIES			
Trade and Other Payables	15	822,892,187	593,654,398
Bank Overdraft	13	-	815,118
		<u>822,892,187</u>	<u>594,469,516</u>
LONG TERM LIABILITIES			
Bank Loan	16	771,049,604	101,298,223
		<u>771,049,604</u>	<u>101,298,223</u>
TOTAL FUNDS & LIABILITIES		<u>6,575,930,733</u>	<u>4,787,398,889</u>

PROF. OLIVE M. MUGENDA PhD, EBS _____ DATE: _____

VICE-CHANCELLOR

PROF. DANIEL MUGENDI PhD _____ DATE: _____

DEPUTY VICE CHANCELLOR (F, P, & D)

JOSEPH I. GITAH I CPA (K) _____ DATE: _____


FINANCE OFFICER

Statement of Comprehensive Income



FOR THE PERIOD ENDED 30 JUNE 2010

	<u>NOTES</u>	2010 Kshs.	2009 Kshs.
INCOME			
Government Grant	3	2,608,639,523	1,972,456,640
Tuition & Other Fees	4	2,642,681,778	1,962,563,681
IGA & Other Incomes	5	129,331,209	120,286,484
		5,380,652,510	4,055,306,805
EXPENDITURE			
Central Services	6	1,371,932,739	931,928,888
Administrative & Academic	7	3,238,361,979	2,659,040,180
		4,610,294,718	3,590,969,068
SURPLUS		770,357,793	464,337,736



The Nyayo Hostels



CASH FLOW

CASH-FLOW STATEMENT FOR THE YEAR ENDED 30TH JUNE, 2010

Cash flow from operating expenses	NOTES	2010 Kshs.	2009 Kshs.
Surplus		770,357,793	464,337,736
Adjustment for:			
Depreciation	8	227,038,643	147,588,420
Bad & Doubtful Debts Main Campus		(3,801,093)	890,346
Government Grants Capital	3	120,000,000	199,944,538
Net Gain on Disposal Of Property		-	33,432,208
Bank Loan Interest		24,951,447	9,977,689
Interest Received		(20,463,725)	(28,452,292)
		1,118,083,064	827,718,645
Change in Inventories	11	40,403,759	(53,578,317)
Change in Debtors & Receivables	14	38,010,929	(8,903,463)
Change in Trade & Other Payables	15	229,237,789	148,535,207
Cash from Operating Activities		307,652,477	86,053,427
Net Cash from Operating Activities		1,425,735,542	913,772,072
Investing Activities			
Property, Plant and Equipment	8	(1,903,004,297)	(720,073,517)
Disposal Of Property		-	5,647,092
Work in Progress	10	(58,727,717)	(725,651,513)
Interest Income Received		20,463,725	28,452,292
		(1,941,268,289)	(1,411,625,646)
Financing Activities			
Equity Bank Loan Repaid	16	(45,248,619)	(31,876,043)
Equity Bank Loan Received	16	715,000,000	-
Bank Loan Interest Paid		(24,951,447)	(9,977,689)
		644,799,934	(41,853,732)
Net Increase in Cash & Cash Equivalents		129,267,185	(539,707,306)
Net Cash & Cash Equivalents - Brought Forward		414,104,650	953,811,956
		543,371,836	414,104,650
Analysis of Cash & Cash Equivalents			
Cash and Bank Balances	13	330,667,795	101,850,348
Short Term Deposits	12	212,704,041	313,069,420
Bank Overdraft	13	-	(815,118)
		543,371,836	414,104,650

CHANGES IN EQUITY



	Capital Fund	Revaluation Reserve	Revenue Reserve	Total
Balance as at 1st July 2009	1,355,871,237	28,721,234	2,009,324,197	3,393,916,668
Government Capital Grants	239,023,838	-	-	239,023,838
Disposal Of Property (Extension of Thika Road)	(5,647,092)	-	-	(5,647,092)
Profit for the Year	-	-	464,337,736	464,337,736
Balance as at 30th June 2010	1,589,247,983	28,721,234	2,473,661,933	4,091,631,150
Balance as at 1st July 2010	1,589,247,983	28,721,234	2,473,661,933	4,091,631,150
Government Capital Grants	120,000,000	-	-	120,000,000
Surplus for the year	-	-	770,357,793	770,357,793
Balance as at 30th June 2011	1,709,247,983	28,721,234	3,244,019,726	4,981,988,943





ACCOUNTING POLICIES

NOTES TO THE ACCOUNTS FOR THE YEAR ENDED 30TH JUNE 2010

1. SIGNIFICANT ACCOUNTING POLICIES

Basis of Preparation

The financial statements are prepared in accordance with the International Financial Reporting Standards promulgated by the International Standards Board. The Financial Statements are prepared under historical cost convention to include revaluation of certain assets.

Fees Income

Fees revenue is recognized as and when received and balance accrued at the end of the year.

(c) Property, Equipment, and Depreciation

Property and equipment are stated at cost or valuation less accumulated depreciation.

Depreciation is calculated on a straight-line basis over the estimated useful lives of the assets.

The annual rates in use are:

Furniture and Equipment	-	10%
Motor Vehicles	-	25%
Academic Gowns	-	5%
Buildings	-	2%
Computers	-	30%
Patent & Rights	-	20%

(d) Stocks

Stocks are stated at lower cost and net realizable value.

The cost of library books is written off to expenditure as incurred.

(e) Retirement Benefits

The university operates a defined contribution benefits scheme, Kenyatta University Pensions Fund, for its employees. Few remains in the UK based FSSU Pension scheme.

Assets and liabilities held in foreign currencies

Assets and liabilities in foreign currencies are converted into Kenya shillings at the rate of exchange ruling at the transaction date.

Grants and donations

Values for grants and donations related to property, equipment and other assets are estimated by the University or as advised by donors.

Bad and doubtful debts

Provision of 10% is made on total debts as bad and doubtful of recovery.

2. Principal activity

The principal activities of the institution remain those of Teaching,

Research and dissemination of knowledge.

3. Equity Bank loan

This is a long term loan repayable for a period of ten years at an interest rate of 10% per annum calculated on a reducing balance.

GRANTS & FEES


NOTES TO THE FINANCIAL STATEMENTS FOR THE YEAR ENDED 30 JUNE 2010
 (Continued)

NOTE 3: Government Grants		2010	2009
		Kshs.	Kshs.
A10001	Recurrent Grants	2,608,639,523	1,972,456,640
		2,608,639,523	1,972,456,640

NOTE 4: Tuition Fees		2010	2009
		Kshs.	Kshs.
A20001	Tuition Fees JAB	149,275,286	154,752,000
A20002	Tuition Fees SSP	1,992,074,794	1,446,806,914
A20003	Tuition Fees ICE	16,757,252	-
A20005	Tuition Fees Open Learning	2,721,377	4,861,997
A20007	Activity Fees	26,334,000	17,999,700
A20008	Examination Fees	112,980,000	81,305,761
A20009	Library Fees	30,683,099	23,023,081
A20010	Registration Fees	39,501,000	20,965,100
A20011	Identity Card	4,513,556	2,929,400
A20012	Medical Fees	55,442,552	42,513,000
A20013	Material Development Fee	56,063,700	29,133,250
A20015	Accommodation Fees JAB	21,593,360	40,973,961
A20016	Accommodation Fees SSP	4,108,764	5,791,300
A20017/C12103	Accommodation Fees I.C.E.	13,740,639	11,695,218
A20018	Accommodation Fees Open Learning	62,980	-
A20025	Tuition Fee - Chinese Language	11,493,420	-
A20026	Computer Fees	105,336,000	79,813,000
		2,642,681,778	1,962,563,681



INCOME GENERATING ACTIVITIES

NOTES TO THE FINANCIAL STATEMENTS FOR THE YEAR ENDED 30 JUNE 2010 (Continued)

NOTE 5: IGA and Other Income

		2010	2009
		Kshs.	Kshs.
a) IGA			
A20020	Centre For Capacity Development	1,273,600	161,000
A20021	CISCO	467,232	31,000
A20022	Consultancy & Other Professional Fee	380,082	1,810,607
A30001	Academy Fees Academy	512,696	323,585
A30002	Curio And Other Sales Curio Shop	248,740	434,422
A30003	Sale Of Drinks	6,955,671	3,367,547
A30004	Food sales	130,922,957	90,701,492
A30005	Gym Fee Health And Recreation Centre	670,630	536,955
A30006	Internet Income Cyber Café	-	169,436
A30007	Sale Of Stationery Cyber Café	604,947	410,291
A30008	Photocopying And Printing Cyber Café	13,456,974	14,119,257
A30009	Sale Of Scratch Card	5,270,697	-
A30010	Sale Of Snacks	703,778	365,821
A30011	Swimming Fee Health And Recreation Centre	112,490	119,335
A30012	Telephone Income Cyber Café	-	7,240
A30013	IGA Other Income	13,382,298	5,433,371
A30015	Fees Child Care	173,692	142,900
A30016	Tailoring Income	113,100	373,270
A30017	Accommodation North Coast Beach Hotel	41,355,231	-
A40021	Funeral Services	7,586,128	1,787,500
		224,190,944	118,507,529
IGA Expenditure			
K19001	Stationery	565,396	1,059,220
K19003	Photocopying & Printing	130,076	176,118
K19004	Cleaning Materials	689,805	1,151,458
K19005	Office Tea Expenses	20,500	9,000
K19006	Departmental Meetings	3,796,393	1,029,977
K19007	Other Office Consumables	2,642,855	2,234,755
K19008	General Office Equipment	951,409	3,484,127
K19014	Cutlery & Crockery	812,492	125,698
K19017	Food Purchases	106,479,813	56,064,563
K19018	Travelling & Accommodation	107,198	219,084
K19019	Fuel & Gases	163,734	831,831
K19020	Purchase of Bicycle	-	6,400
K19037	Cost Of Drinks	2,071,788	1,059,178
K19038	Cost of Photocopying Papers Cyber Café	11,775,775	8,176,460
K19039	Cost of Scratch Cards Cyber Café	4,567,638	3,571,651
K19525/8	North Coast Beach Hotel	42,947,001	791,021
		177,721,873	79,990,540
Surplus		46,469,071	38,516,988

OTHER INCOME

NOTE 5 (Conts.)

	2010	2009
	Kshs.	Kshs.
b) Other Income		
A30014 Sale of Petrol	6,792,510	4,547,308
A40001 Convocation Fees	313,090	407,400
A40002 Hire of gowns	-	13,000
A40003 Teaching Practice/Assessment	-	52,970
A40005 Tack Shop	410,900	356,000
A40007 Surcharge & Fines	1,675,873	1,477,599
A40008 Donations	490,000	-
A40009 Commission	4,690,037	3,926,257
A40011 Forex Gain	-	609,572
A40012 Interest Income	20,463,725	32,300,394
A40013 Sale Of Application Forms	6,029,059	6,713,755
A40014 Miscellaneous Income	5,882,495	2,031,310
A40015 Rent/Lease income	30,029,750	24,881,368
A40016 Health Unit	2,075,737	1,688,351
A40017 Sale Of Obsolete Items	2,994,956	-
A40018 Security Staff Charge	993,300	970,800
A40020 Dustbin Staff Charge	5,708	5,910
A40027 Sale of Tender Documents	15,000	-
	82,862,138	79,981,994
Grand Total	129,331,209	118,498,982



CENTRAL SERVICES

NOTE 6: Central Services

		2010	2009
		Kshs.	Kshs.
K19121	Advertising and Publicity Main Campus	91,301,513	74,145,752
K19122	Inaugural & Public Lectures Main Campus	-	25,670
K19123	Newspapers Magazines & Publications Main Campus	7,066,330	6,100,713
K19125	Journal & Periodicals Main Campus	2,518,850	9,980
K19126	Culture Week Main Campus	5,307,312	3,657,046
K19127	Drugs Health Unit Main Campus	26,406,376	19,213,236
K19128	Drugs Nairobi Hospital Main Campus	18,742,435	6,043,430
K19129	Medical Reimbursement Main Campus	6,014,187	3,926,354
K19130	Medical Insurance Inpatient Grades A & above Main Campus	44,419,656	41,743,884
K19131	Hospitalization Grades I IV Main Campus	567,515	640,055
K19132	Referrals	12,677,229	9,703,711
K19133	Telephone And Postage	18,133,449	18,203,108
K19134	Electricity Expenses	131,192,822	67,594,914
K19135	Sanitary Services	9,354,280	4,080,115
K19136	Water Reticulation & Sewerage	48,923,893	36,946,833
K19137	Land Rent & Rates	333,870	923,587
K19138	Fumigation Main Campus	34,600	181,850
K19139	Council Committees Main Campus	2,277,559	4,479,932
K19140	Public Celebrations & Graduation Main Campus	11,282,046	1,890,522
K19141	Bursary Main Campus	3,443,775	2,489,880
K19142	Graduation Expenses Main Campus	11,581,254	11,899,501
K19143	External Examiners Expenses Main Campus	3,698,924	694,814
K19144	Interuniversity VCs Meetings Main Campus	21,950	-
K19145	Staff Development & Training Main Campus	3,674,174	1,852,500
K19146	Funeral Expenses Main Campus	1,474,580	238,350
K19147	Insurance Premiums Main Campus	38,376,767	11,736,768
K19148	Bank Charges Main Campus	20,152,612	18,912,985
K19149	Penalty & Fines	981,490	-
K19150	Obsolete Stock Main Campus	-	128,014
K19151	Bad & Doubtful Debts Main Campus	(3,801,093)	890,346
K19152	Audit Fees Main Campus	1,500,000	750,000
K19153	Professional Services Main Campus	11,767,462	7,971,038
K19154	Ex gratia Payments	5,420,248	-
K19155	Fees Commission Awards & Honoraria Main Campus	6,850,756	6,497,872
K19156	Rental/Hire Of Premises Expenses Main Campus	2,160,626	6,922,365
K19157	Maintenance of Furniture & Equipment Main Campus	21,735,050	5,861,877
K19158	Maintenance of Swimming Pool Main Campus	1,602,364	608,003
K19159	Maintenance of Motor Vehicle Main Campus	9,923,167	8,124,062
K19160	Minor Works & Alterations Main Campus	104,799,777	35,338,978
K19161	Maintenance Of Hostels Main Campus	6,494,692	12,348,705
K19162	Maintenance Of Residential Quarters Main Campus	1,738,301	3,853,806
		690,150,798	436,630,556

CENTRAL SERVICES Cont.

NOTE 6: Central Services (Conts.)		2010	2009
		Kshs.	Kshs.
K19163	Maintenance Of Grounds & Roads Main Campus	25,021,811	31,121,736
K19164	Maintenance Of Building & Stations Main Campus	118,155,271	70,535,613
K19165	Maintenace of sewerage Main Campus	2,232,939	5,606,429
K19166	Maintenance Ruiru	3,540,787	4,717,970
K19167	Maintenance Parklands	1,221,122	14,350,319
K19168	Maintenance Mombasa	114,238	4,956,831
K19169	Maintenance Kitui	1,882,403	979,544
K19170	Maintenance Kilifi	-	43,671
K19171	Medical Expenses Students	1,683,707	840,900
K19172	Email Services	67,000	-
K19173	Bank Loan Interest	24,951,447	9,977,689
K19200	Computerisation & Networking Main Campus	9,989,898	55,226,810
K19201	Motor Vehicle Fuel Main Campus	35,062,777	13,167,641
K19202	Archive & Photography Main Campus	66,950	-
K19203	CD Rom Subscription	8,200	-
K19204	Senate Affairs Main Campus	1,300,893	1,698,428
K19205	Research Grants Office Main Campus	-	10,955
K19207	Games & Tournament Other Campuses Main Campus	2,058,231	1,382,367
K19208	Games & Tournaments Main Campus	3,697,635	2,052,670
K19209	E. A. University Games Main Campus	523,679	463,725
K19210	Vice Chancellor Committee Main Campus	3,726,995	3,775,960
K19211	Endowment Office Main Campus	-	1,246,920
K19213	Fundraising & Grant Management Main Campus	-	600
K19214	Foreign Expenses Main Campus	5,462,997	521,563
K19215	ISO Certification Main Campus	441,687	1,248,188
K19216	Management Board Expenses Main Campus	30,800	22,580
K19217	Hire Of Security	42,537,251	23,468,870
K19219	Clearing & Forwarding Main Campus	9,086,550	551,791
K19220	Performance Contract Main Campus	71,233	368,253
K19221	Board Room Supplies Main Campus	250,580	152,371
K19222	Internet Connectivity Main Campus	23,283,715	20,419,241
K19223	Sports Uniform	1,529,910	374,301
K19224	Lights & Electrical Accessories	9,000	45,000
K19225	CISCO Academy	60,193	70,482
K19226	Library	813,164	420,000
K19227	Interuniversity Games	2,727,660	-
K19228	SMS Account	278,400	139,200
K19229	Gym Maintenance	213,100	92,938
K19230	Sports Ground Maintenance	110,500	203,120
K19233	Academic Dress	3,933,385	6,853,719
K19234	Grant Writing & Mgt Office	40,800	-
K19236	Professional Boards Registration	1,200,000	-
K19237	Mentoring	10,000	-
K19500	Conference Seminars & Workshops Main Campus	7,549,391	4,585,720
K19501	External Travel & Accommodation Main Campus	20,473,423	15,672,660
K19502	Local Passage And Baggage Main Campus	1,559,014	472,625
K19503	Subscriptions Main Campus	9,680,767	5,282,358
K19504	Jab Expenses Main Campus	179,300	21,450
K19505	Postgraduate Stipend Expenses Main Campus	2,598,086	2,119,657
		369,436,888	305,262,866

**CENTRAL SERVICES Cont.****NOTES TO THE FINANCIAL STATEMENTS FOR THE YEAR ENDED 30 JUNE 2010
(Continued)****NOTE 6: Central Services (Conts.)**

		2010	2009
		Kshs.	Kshs.
K19506	Ve's Research Grants Main Campus	326,150	30,410
K19507	Admission Expenses Main Campus	2,449,033	1,094,495
K19508	Teaching Practice Main Campus	15,911,013	6,451,096
K19509	Library Books & Journals Main Campus	18,978,656	18,149,113
K19511	Library Stationery Main Campus	3,639,196	1,136,109
K19512	Student Amenities Main Campus	7,391,156	2,320,014
K19513	Practicum Main Campus	10,634,105	1,732,848
K19514	E Learning Main Campus	-	181,824
K19515	Facilitation Of New Campuses Main Campus	360,799	1,194,092
K19517	Research Proposal & Development Main Campus	-	196,000
K19518	University Staff Student Education Support Main Campus	6,378,534	5,304,200
K19519	Peer Counselling	-	163,793
K19520	Printing University Calendars Magazines	11,758,693	3,518,807
K19521	KU Equity Community Outreach	3,266,573	888,688
K19522	KU Website Office	15,201	32,300
K19526	Summer Programme	496,500	53,257
K19527	Confucius Institute	2,314,983	-
K19529	KU City Campus	328,286	-
K19530	Kenya Military Collaboration	1,057,533	-
K20152	Depreciation Of Buildings	85,976,343	59,476,955
K20153	Depreciation Of Motor Vehicles	51,173,364	18,091,106
K20156	Depreciation Of Computer Hardware	29,671,621	18,670,576
K20158	Depreciation Of Furniture & Fittings	59,902,125	51,035,586
K20159	Depreciation Of Academic Gowns	315,189	314,198
		312,345,053	190,035,466
Total		1,371,932,739	931,928,888

DEPARTMENTS


NOTES TO THE FINANCIAL STATEMENTS FOR THE YEAR ENDED JUNE 2010
 (Continued)

NOTE 7: Administrative & Academic Departments		2010	2009
		Kshs.	Kshs.
J18001	Basic Pay	1,317,654,463	1,101,467,632
J18002	House Allowance	815,822,481	715,014,877
J18003	Entertainment Allowance	11,442,603	13,764,645
J18004	Headship/Directorship Allowance	20,209,615	11,342,777
J18005	Responsibility	40,893,852	31,172,428
J18006	Car Allowance	4,253,500	5,546,677
J18007	Domestic Servant Allowance Office	1,163,165	409,949
J18008	Commuting & Bus fare	71,744,121	69,339,320
J18009	Leave Travelling Allowance	69,734,257	25,444,621
J18010	Gratuity	50,073,570	51,522,055
J18011	Wages	197,118,494	133,909,373
J18012	Part Time Teaching	157,930,409	127,650,826
J18013	Bonus	-	6,825
J18014	Passage & Baggage	1,016,721	272,662
J18016	NSSF Employer Contributions	2,099,400	2,222,110
J18017	Telephone Allowance	20,298,239	12,910,281
J18018	Book & Computer Allowance	241,700	4,807
J18019	Exam Coordination Allowance	620,000	3,304,025
J18020	Acting Allowance	4,356,241	2,152,213
J18021	Electricity & water Allowance	3,066,578	2,661,606
J18022	Overtime	11,185,274	17,935,125
J18023	Pensions Employer Contribution	170,519,097	155,562,539
J18024	Health Risk Allowance	6,069,125	3,325,366
J18025	Special Readers Allowance Special Education	76,000	1,061,847
J18026	Terminal Benefits	7,117,143	-
J18027	Sitting Allowance	11,342,500	3,760,000
J18028	Domestic Worker	2,334,598	989,402
Total		2,998,383,145	2,492,753,989



DEPARTMENTS Cont.

NOTES TO THE FINANCIAL STATEMENTS FOR THE YEAR ENDED 30 JUNE 2009
(Continued)

	2010 Kshs.	2009 Kshs.
NOTE 7: Administrative & Academic Departments (Conts.)		
K19001 Stationery	36,257,448	25,207,667
K19002 Staff Uniforms	1,328,472	188,597
K19003 Photocopying & Printing	14,737,400	11,230,224
K19004 Cleaning Materials	10,873,143	10,175,915
K19005 Office Tea Expenses Office	3,845,779	2,559,567
K19006 Departmental Meetings	31,097,514	21,608,741
K19007 Other Office Consumables Office	20,160,173	9,337,488
K19008 General Office Equipment Office	17,835,118	11,220,805
K19009 Teaching Materials/Chemicals	10,628,969	22,476,597
K19010 Field Courses	21,524,072	6,297,610
K19011 Laboratory Glassware	2,595,174	2,478,077
K19012 Tools & Apparatus	960,961	783,719
K19014 Cutlery & Crockery Catering	3,064,410	264,110
K19015 Animal Feeds Sciences	227,820	193,205
K19017 Food Purchases Accommodation	9,148,509	6,580,176
K19018 Travelling & Accommodation	24,360,524	14,225,414
K19019 Fuel & Gases	9,582,272	1,538,891
K19020 Purchase of Bicycle	105,590	34,130
K19021 School Journal School	178,000	566,700
K19022 Child Care Centre Home Economics Centre	-	343,825
K19023 Regional Expenses Open Learning	3,612,844	651,733
K19024 Writing Vetting & Production Of Mod- ules OL	7,750,664	5,372,284
K19025 Rent for Regional Centres Open Learn- ing	3,590,278	670,768
K19027 Examination Stationery	5,179,905	10,755,474
K19028 Research and Travel Grants	1,297,996	1,426,919
K19029 Maintenance Of Sports Grounds	35,800	97,556
	239,978,834	166,286,191
Total	3,238,361,979	2,659,040,180



PROPERTY, PLANTS & EQUIPMENT

PROPERTY PLANT AND EQUIPMENT Financial year 2009/2010

Note 8

DEPRECIATION RATES COST / VALUATION	LAND KSHS	BUILDINGS KSHS	MOTOR VEHICLES KSHS	FURNITURE & EQUIPMENT KSHS	COMPUTERS & SOFTWARE KSHS	PATENT & RIGHTS KSHS	ACADEMIC GOWNS KSHS	TOTAL KSHS
As at 1st July 2009	208,793,669	2,973,847,736	168,512,817	510,355,857	62,235,252	7,830,375	6,283,960	3,937,859,667
Additions	416,498,869	1,324,969,424	36,180,640	88,665,391	36,670,152	-	19,820	1,903,004,297
As at 30th June 2010	625,292,538	4,298,817,160	204,693,457	599,021,248	98,905,404	7,830,375	6,303,780	5,840,863,964
PROVISION FOR DEPRECIATION								
As at 1st July 2009	-	549,914,708	124,237,912	374,890,372	32,943,040	7,830,375	3,456,178	1,093,272,584
Charge for the Year	-	85,976,343	51,173,364	59,902,125	29,671,621	-	315,189	227,038,643
As at 30th June 2010	-	635,891,051	175,411,276	434,792,497	62,614,661	7,830,375	3,771,367	1,320,311,227
NET BOOK VALUE AS AT:								
As at 30th June 2010	625,292,538	3,662,926,109	29,282,181	164,228,751	36,290,743	-	2,532,413	4,520,552,737
As at 30th June 2009	208,793,669	2,423,933,029	44,274,905	135,465,486	29,292,212	-	2,827,782	2,844,587,083

CAPITAL FUND

NOTES TO THE FINANCIAL STATEMENTS FOR THE YEAR ENDED 30 JUNE 2010 (Continued)

	2010 Kshs.	2009 Kshs.
B11001 NOTE 9: Capital Fund		
Balance as at 1st July 2010	1,589,247,983	1,355,871,237
Capital Grant	120,000,000	239,023,838
Disposal Of Thika Road Land	-	(5,647,092)
Balance as at 30th June 2011	1,709,247,983	1,589,247,983
The following are the Items that were disposed of during the year:		
Land (Thika Road Extension)	-	167,529
Security House	-	1,537,647
Thika Road Perimeter Wall	-	3,941,916
	-	5,647,092
	2010 Kshs.	2009 Kshs.
B11002 Revenue Reserve		
Balance as at 1st July 2010	2,473,661,933	2,009,324,197
Surplus for the Year	770,357,793	464,337,736
Revenue Reserve	3,244,019,726	2,473,661,933
B11004 Revaluation Reserve	28,721,234	28,721,234

WORKS IN PROGRESS



NOTES TO THE FINANCIAL STATEMENTS FOR THE YEAR ENDED 30 JUNE 2010 (Continued)

NOTE 10: Capital Work in Progress		2010	2009
		Kshs.	Kshs.
N23003	New Hostels (2)	-	221,497,806
N23005	Moi Library Extension	3,658,746	3,658,746
N23007	Staff Housing Project	13,812,425	13,812,425
N23010	Ruiru Campus	-	1,027,137
N23012	Admissions Block	-	383,121
N23018	KESI Block	-	234,660
N23020	Student Centre	388,605,873	168,938,928
N23021	Fibre Optic Cable	49,850,290	586,244
N23026	Science Laboratory	-	139,985,539
N23028	Kitui Campus	-	76,882,687
N23029	Teaching & Referral Hospital	395,999	395,999
N23031	Water Storage Tanks	37,232,975	14,436,921
N23032	Perimeter Wall	95,039,547	21,154,302
N23033	Sewerage Expansion	-	24,136
N23035	Incinerators	-	742,818
N23036	Lecture Halls	-	231,692,220
N23038	Modern Library	442,821,425	161,984,436
N23042	School of Engineering	183,178,906	133,291,206
N23043	Smartcard Project	36,352,780	1,491,920
		1,250,948,967	1,192,221,250



The refurbished North Coast Beach Hotel



INVENTORY & SHORT TERM DEPOSITS

NOTES TO THE FINANCIAL STATEMENTS FOR THE YEAR ENDED 30 JUNE 2010 (Continued)

		2009	2008
		Kshs.	Kshs.
NOTE 11: Inventories			
H17001	Finance Store Stationery	4,757,779	6,339,110
H17002	Maintenance Store	28,901,528	65,009,774
H17003	Health Drugs Store	2,289,149	5,619,038
H17004	Petrol Stock	2,862,663	2,252,685
H17005	Food Stuff	1,074,679	857,663
H17006	Finance Store General	900,318	767,258
H17007	Accommodation	1,004,477	1,141,682
H17008	Meat/Beef Store	311,761	-
H17009	Culture Village Store	1,133,815	1,543,310
H17010	Ruiru Campus Maintenance Store	1,300,248	1,409,655
		44,536,417	84,940,176
		2010	2009
NOTE 12: Short Term Deposits		Kshs.	Kshs.
G16001	National Bank Of Kenya	70,279,568	105,696,150
G16004	NBK Ruiru	20,000,000	-
G16005	NBK Kenyatta Avenue	14,917,789	14,003,484
G16006	Standard	-	32,847,653
G16007	Equity Bank	107,506,685	160,522,133
		212,704,041	313,069,420

CASH & BANK BALANCES



NOTES TO THE FINANCIAL STATEMENTS FOR THE YEAR ENDED 30 JUNE 2010 (Continued)

		2010	2009
	NOTE 13: Cash and Bank Balances	Kshs.	Kshs.
F15003	Equity Bank - TOWA Project	2,520,575.28	-
F15004	Cash In Hand - North Coast Beach Hotel	573,162	-
F15005	Equity - North Coast Beach Hotel	5,205,690	5,475,703
F15007	Equity Alumni	198,550	198,550
F15010	NBK Fees A/C No. 0359150802	2,439,741	1,764,928
F15011	Std Fees Collection A/C No. 2018814401	1,170,978	2,245,790
F15012	Std Dollar A/C No. 8702018780000	50,207,795	27,421,033
F15013	NBK Payments A/C No. 0359002401	10,301,975	-
F15014	NBK Tuition A/C No. 0359150801	4,201,396	10,261,086
F15015	NBK Research A/C No. 2110781301	18,153,230	13,783,427
F15016	NBK Aicad A/C No. 2110781401	3,644,965	3,516,205
F15017	NBK Harambee A/C 0310891603 (Capitation)	63,490,371	6,257,600
F15018	KCB AVU	134,113	13,613.00
F15019	Co op Fees Collection A/C No. 0112962461400	2,509,573	1,641,625
F15020	Std Pound A/C No. 2802018780000	2,818,154	964,359
F15021	Cash In Hand	16,392,131	14,477,284
F15022	Equity Fees Collection A/C No. 0290518860	13,863,222	12,293,609
F15023	Equity Bank Mombasa Branch	130,481,158	1,300,220
F15025	KCB Fees Collection A/C No. 099 250 640 602	290,616	235,316
F15027	Equity - NCBH Dollar	399,180	-
F15028	Equity - NCBH Euro	1,671,219	-
		330,667,795	101,850,348
	Overdraft		
	NBK Payments A/C No. 0359002401	-	815,118
F15013		-	815,118



TRADE & OTHER RECEIVABLES

NOTES TO THE FINANCIAL STATEMENTS FOR THE YEAR ENDED 30 JUNE 2010 (Continued)

		2010	2009
NOTE 14		Kshs.	Kshs.
: Trade and Other Receivables			
C12013	Insurance Claims	260,000	-
C12026	Staff Loan	45,686	-
M21003	Guarantee deposits	11,314,562	17,456,937
M21004	Interest Receivable	3,367,836	3,848,102
M21006	Staff Debtors	5,141,608	5,158,213
M21007	Students Fees Arrears	25,995,515	31,837,196
M21008	Sundry Debtors	20,581,591	21,936,491
M21010	Imprest Control	108,638,555	159,561,682
M21012	Imprest Research	42,003,646	38,692,499
M21021	Staff Welfare Recoveries	132,730	98,450
M21025	Deposit: Purchase of Land Parklands	6,000,000	-
M21011	Transfer of Funds	17,096,912	-
	Total	240,578,640	278,589,569
B11014	Provision For Bad Debts	(24,057,864)	(27,858,957)
		216,520,776	250,730,612

TRADE & OTHER PAYABLES
NOTES TO THE FINANCIAL STATEMENTS FOR THE YEAR ENDED 30 JUNE 2010
 (Continued)

NOTE 15: Trade and Other Payables		2010	2009
		Kshs.	Kshs.
B11015	Provision For Audit Fees	1,500,000	1,500,000
B11016	Provision For Professional Fees	3,074,500	-
C12001	Pay As You Earn	54,606,711	61,653,550
C12002	NHIF	844,120	774,040
C12003	NSSF	353,401	355,200
C12004	Pension	16,532,467	15,721,317
C12005	Students Caution Money	57,958,000	51,576,000
C12007	Vat	2,358,077	1,238,273
C12008	Court Attachments	42,759	53,249
C12010	Fees Paid In Advance	133,650,448	83,740,989
C12011	Nairobi City Council	10,200	11,750
C12020	Welfare Deductions	5,285,122	4,037,827
C12021	Hire Purchase	35,902	20,230
C12022	Insurance Deductions	3,993,193	3,642,137
C12023	Cooperative Deductions Coopera- tive	30,508,007	28,858,979
C12024	Students Clubs	7,079,859	3,610,613
C12025	Other Salary Deduction	554,349	571,579
C12026	Staff Loans Deductions	800,498	29,026,950
D13002	Endowment Fund	60,426,479	60,426,479
D13003	Marsabit Project Grant Ford Foun- dation	7,298,555	7,298,555
D13004	Orphans & Vulnerable Students Fund (OVS)	6,636,902	6,777,552
D13005	Quality Of Life Study	2,263,000	2,263,000
D13006	Alumni Contributions	292,020	210,300
D13007	Rent Deposits Nakuru	402,000	-
D13010	Other Donations	6,456,900	6,506,900
D13011	Donations - Centre For Career Dev. & Placement	2,292,000	900,000
D13012	Confucius Institute Fund	20,419,597	-
E14041-96	Research Fund	199,070,613	118,706,541
L20001	Hospitals	4,208,698	473,798
L20002	Drug Suppliers	6,639,678	3,695,187
L20003	Referral Doctors	2,225,940	4,699,338
L20004	General Creditors	183,075,324	95,304,066
	Sub-Total	820,895,317	593,654,398



LONG TERM LIABILITIES

NOTES TO THE FINANCIAL STATEMENTS FOR THE YEAR ENDED 30 JUNE 2010 (Continued)

NOTE 16: Long Term Liabilities

	<u>Kshs.</u>	<u>Kshs.</u>
L20005		
Equity Bank (MSA Campus) Loan 2007 B/F 1.7.2009	101,298,223	
Repayment	<u>(34,634,802)</u>	66,663,421
L20006		
Equity Bank (City Campus) Loan 2010	715,000,000	
Repayment	<u>(10,613,817)</u>	704,386,183
		771,049,604

Note a) In the year 2010 the University negotiated for another loan of Kshs. 715,000,000 with Equity Bank for the purchase of MFI Building for the City campus repayable in 120 months with effect from April 2010.

b) The property purchased serves as a collateral for the loan.





Kenyatta University

P.O. Box 43844 - 00100 Nairobi, Kenya

Tel: +254 20 810901 - 19

Fax: +254 20 811575/811517

www.ku.ac.ke