


REPUBLIC OF KENYA



Enhancing Accountability

REPORT

THE NATIONAL ASSEMBLY
PAPERS LAID

DATE: 09 JUN 2021

DAY:

PARLIAMENT
OF KENYA
LIBRARY

TABLED
BY:
OF
CLEARED
THE TABLE:

THE AUDITOR-GENERAL

ON

**STATE DEPARTMENT FOR
INTERIOR**

**FOR THE YEAR ENDED
30 JUNE, 2020**



OFFICE OF THE AUDITOR GENERAL
P. O. Box 30084 - 00100, NAIROBI
REGISTRY

02 MAR 2021

RECEIVED



THE NATIONAL ASSEMBLY
PAPERS LAID

DATE: 09 JUN 2021

DAY

Wednesday

TABLED
BY:

Leader of Majority Party
Hon. Amos Kimani

CLERK-AT
THE TABLE:

Hafiza Ahmed

STATE DEPARTMENT FOR INTERIOR

REPORTS AND FINANCIAL STATEMENTS
(REVISED)

FOR THE FINANCIAL YEAR ENDED
JUNE 30, 2020

Prepared in accordance with the Cash Basis of Accounting Method under the International Public Sector
Accounting Standards (IPSAS)

STATE DEPARTMENT FOR INTERIOR
Reports and Financial Statements
For the year ended June 30, 2020

Table of Contents	Page
I KEY ENTITY INFORMATION AND MANAGEMENT	iii
II FORWARD BY THE CABINET SECRETARY.....	5
STATEMENT OF PERFORMANCE AGAINST MDA'S PREDETERMINED OBJECTIVES.....	8
III STATEMENT OF ENTITY MANAGEMENT RESPONSIBILITIES.....	23
IV REPORT OF THE INDEPENDENT AUDITORS ON THE STATE DEPARTMENT FOR INTERIOR	24
V STATEMENT OF RECEIPTS AND PAYMENTS.....	25
VI STATEMENT OF ASSETS AND LIABILITIES.....	26
VI STATEMENT OF CASH FLOWS.....	27
VIII SUMMARY STATEMENT OF APPROPRIATION: RECURRENT AND DEVELOPMENT COMBINED	28
IX SUMMARY STATEMENT OF APPROPRIATION: RECURRENT.....	30
X SUMMARY STATEMENT OF APPROPRIATION: DEVELOPMENT.....	31
XI BUDGET EXECUTION BY PROGRAMMES AND SUB-PROGRAMMES	32
XII SIGNIFICANT ACCOUNTING POLICIES	34
NOTES TO THE FINANCIAL STATEMENTS.....	38

I KEY ENTITY INFORMATION AND MANAGEMENT

(a) Background information

The Ministry of Interior and Coordination of National Government was formed through the Executive Order No. 1/2020 and is represented by the Cabinet Secretary, who is responsible for the general policy and strategic direction of the Ministry.

This Ministry is made up of two state departments namely:

- State Department for Interior; and
- State Department for Correctional Services.

(i) Vision

A cohesive, peaceful and secure society.

(ii) Mission

To create an enabling environment by ensuring peace, security and safety to the people and property, maintain a credible national integrated information management system, promotion of national cohesion for Kenya's economic development.

(iii) Mandate

The Mandate of the State Department : Co-ordination of National Government Functions; Internal Security; Promotion of Nationhood and National Values; Peace Building and Conflict Management; Oversight and Co-ordination in delivery of National Priorities and Flagship Programmes; Oversight Over Internal Security; Registration of Births and Deaths; Registration of Persons; Government Chemist Services; Government Printing Services; Development of the National Integrated Identity Management System (Huduma Namba); National Rollout of the unique personal identifier – Huduma Namba; Oversight over and Coordination of the Management of the National Primary Data Registers for Citizens and Foreign Nationals; Integrated Population Registration Systems (IPRS); National Cohesion and Integration Policy; Policy on National Values and Principles of Governance; Policy on training of Security Personnel; Border Management (Marine and Terrestrial); Disaster and Emergency Response Co-ordination; National Crime Research and Management; Public Benefits Organizations; Betting, Lotteries and Gaming; Control of Drug and Narcotic Substance; Development and Implementation of Citizenship and Immigration Policy; Development and Implementation of Refugees' and Asylum seekers' Policies; Proclamation of Public Holidays; State Functions and Government Receptionist; Security Roads and Airstrips; Small Arms and Light Weapons Management; Registration and Licensing of Motor Vehicles; Motor Vehicles Inspection and Certification; National Transport Safety; National Road Safety Management; Regulation of Public Service Vehicles (PSVS); Development and Implementation of Road Safety Strategies; Facilitation of Public Education with regard to Road Safety; Conducting Research and Audits with regard to Road Safety; Compilation of Inspection Reports and Statistics relating to Road Traffic Accidents; Establishment of Systems and Procedures for the training, testing and licensing of Motor Vehicle Drivers, Motor Cycle Riders, as well as overseeing the same; Formulate and Review the Curricula of Driving Schools; Co-ordinating the activities of persons and organizations dealing in matter of road safety and Enforcement of Axle Load Control through Weighbridges.

STATE DEPARTMENT FOR INTERIOR
Reports and Financial Statements
For the year ended June 30, 2020

(iv) Core Values

- Patriotism
- Professionalism
- Integrity, transparency and accountability
- National unity
- Adherence to rule of law
- Human rights and dignity
- Equity and fairness
- Good governance

(v) Core Functions

(b) Key Management

The State Departments day-to-day management is under the following key organs:

(i) The National Police Service

- Kenya Police Service
- Administration Police Service
- Directorate of Criminal Investigations
- General Service Unit

(ii) Directorates

- National Government Administration and Field Services
- Directorate of Internal Security
- Directorate of Immigration
- Civil Registration Department (CRD)
- National Registration Bureau (NRB)
- Integrated Population Registration Services (IPRS)
- Kenya National Focal Point on Small Arms and Light Weapons
- Kenya School of Adventure and Leadership (KESAL)
- Government Press
- National Disaster Operation Centre (NDOC)
- Government Chemist Department (GCD)
- Betting Control and Licensing Board (BCLB)
- Kenya Coast Guard Services (KCGS)

STATE DEPARTMENT FOR INTERIOR
Reports and Financial Statements
For the year ended June 30, 2020

- Border Management Secretariat
- Refugees Affairs Secretariat

(iii) SAGAS

- National Authority for the Campaign Against Drug Abuse (NACADA)
- NGO Coordination Board
- Firearms Licensing Board
- National Crime Research Centre (NCRC)
- The Private Security Regulatory Authority Board
- National Transport and Safety Authority (NTSA)

(c) Fiduciary Management

Cabinet Secretary

Dr. Fred Matiang'i, EGH

Chief Administrative Secretary

Kang'ethe Thuku

Principal Secretary

State Department for Interior

Dr. (Eng.) Karanja Kibicho, CBS

Principal Secretary

State Department for Immigration, Border Control and Citizen Services;

Alexander Muteshi

Principal Secretary

State Department for Correctional Services

Zeinab A. Hussein (Mrs) CBS

Inspector General of Police

Mr. Hillary Nzioki Mutyambai, MGH, (nsc) AUS

Director Criminal Investigation

George Maingi Kinoti, CBS

Secretary, Internal Security

Moffat M.Kangi, EBS

Secretary, National Administration

Chimwaga Mongo , EBS

Director of Civil Registration

Janet Mucheru

STATE DEPARTMENT FOR INTERIOR
Reports and Financial Statements
For the year ended June 30, 2020

Senior Chief Finance Officer
Alice W. Gichu

Senior Assistant Accountant General
James K. Karori

(d) Fiduciary Oversight Arrangements

The key management personnel who held office during the financial year ended 30th June, 2020 and who had direct fiduciary responsibility were:

Designation	Name
Principal Secretary, Interior	Dr. (Eng.) Karanja Kibicho, CBS
Principal Secretary, Correctional	Zeinab A. Hussein (Mrs) CBS
Principal Secretary, Immigration	Alexander Muteshi
Senior Chief Finance Officer	Alice W. Gichu
Senior Assistant Accountant General	James K. Karori

(e) Entity Headquarters

Ministry Headquarters
P.O Box 30510
Harambee House
Harambee Avenue
Nairobi, Kenya

Ministry's Bank
Central Bank of Kenya
Haile Selassie Avenue
P.O Box 60000
City Square 00200
Nairobi, Kenya

Independent Auditors
Auditor General
Kenya National Audit Office
Anniversary Towers, University Way
P.O Bo 30084
GPO 00100
Nairobi, Kenya

Principal Legal Advisor
The Attorney General
State Law Office
P O Box 40112
Nairobi, Kenya

Principal Legal Advisor
The Attorney General

STATE DEPARTMENT FOR INTERIOR
Reports and Financial Statements
For the year ended June 30, 2020

FOREWARD BY THE CABINET SECRETARY

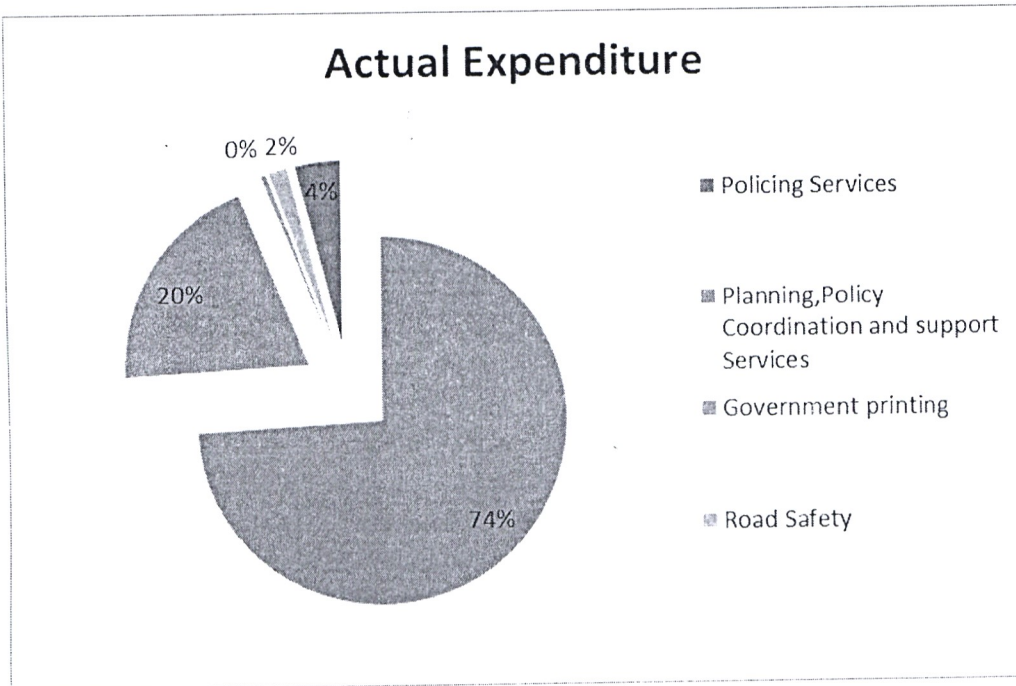
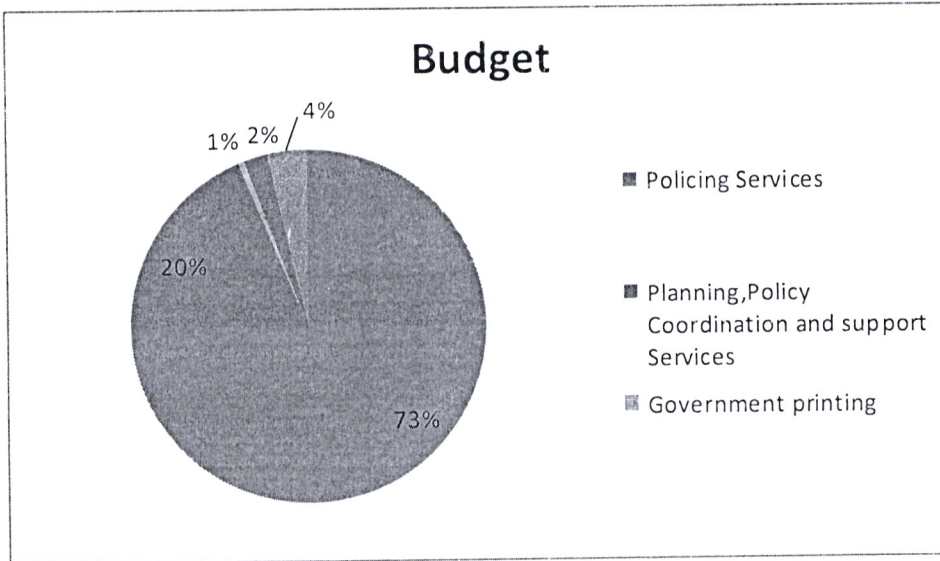
The State Department for Interior's budget intervention during the 2019/20 FY period was premised on the provision of security to individuals in Kenya and their property as espoused in the Constitution of Kenya. The State Department implemented the budget through its five programmes namely;

S/No.	PROGRAMME	STRATEGIC OBJECTIVE
1.	Policing Services	To enhance public safety and security
2.	Planning and Policy Coordination Support Services	To improve access to National Government Services, co-ordinate security, enhance peace building and conflict management, reduce alcohol, drug and substance abuse in Kenya
3.	Government Printing Services	To enhance production and security of Government documents
4.	Road Safety	To develop and implement road safety transport policies for efficient, effective and safe transport system
5.	Population Management services	To ensure timely and secure population registration while maintaining a comprehensive National Integrated Identity database

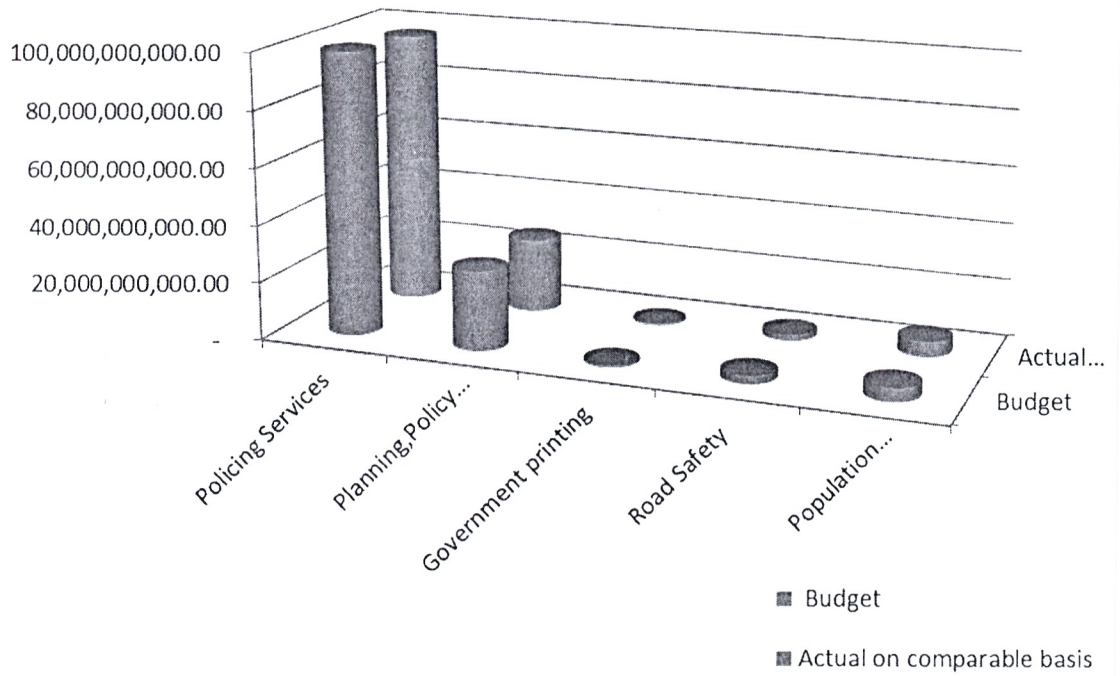
BUDGET EXECUTION SUMMARY BY PROGRAMMES

DESCRIPTION	BUDGET	ACTUAL EXPENDITURE	BALANCE
Policing Services	99,121,175,820.00	96,464,870,627.55	2,656,305,192.45
Planning Policy Coordination and Support Services	27,804,050,217.00	25,884,129,881.15	1,919,920,335.15
Government Printing	774,763,063.00	640,778,813.85	133,984,249.15
Road Safety	2,900,767,322.00	2,081,498,308.00	819,269,014.00
Population Management Services	4,835,068,221.00	5,179,950,321.40	(344,882,100.40)
Total	135,435,824,643.00	130,251,227,951.95	5,184,596,691.05

PROGRAMMES ANALYSIS



STATE DEPARTMENT FOR INTERIOR
 Reports and Financial Statements
 For the year ended June 30, 2020



STATE DEPARTMENT FOR INTERIOR

Reports and Financial Statements

For the year ended June 30, 2020

STATEMENT OF PERFORMANCE AGAINST MDA'S PREDETERMINED OBJECTIVES

Introduction

Section 81 (2) (f) of the Public Finance Management Act, 2012 requires that, at the end of each financial year, the Accounting officer when preparing financial statements of each National Government entity in accordance with the standards and formats prescribed by the Public Sector Accounting Standards Board includes a statement of the national government entity's performance against predetermined objectives.

The key development objectives of the Ministerial 2018-2022 strategic plan are to:

- a) To enhance security and safety of persons and property;
- b) To enhance leadership and coordination of national government policies and programmes;
- c) To enhance the production and security of Government documents;
- d) To promote national values, national cohesion and peaceful co-existence;
- e) To enhance immigration and registration services and maintain comprehensive national database;
- f) To ensure a society free from alcohol and drug abuse;
- g) To effectively regulate and control the gaming industry;
- h) To enhance efficient, reliable and safe roads; and
- i) To coordinate and implement national government development programmes and projects.

Progress on attainment of Strategic development objectives

For purposes of implementing and cascading the above development objectives to specific sectors, all the development objectives were made specific, measurable, achievable, realistic and time-bound (SMART) and converted into development outcomes. Attendant indicators were identified for reasons of tracking progress and performance measurement: Below we provide the progress on attaining the stated objectives:

MDA Program	Objective	Outcome	Indicator	Performance
Policing Services	To enhance public safety and security	Improved security in the country and reduction of incidences of crime	% acquisition of targeted assorted weapons and equipment	Assorted security items were procured, 28 of the 75 police stations were refurbished, 10 pilots were trained
			Number of police officers kitted	32,000 officers kitted
			% of construction of the Forensic	Equipping of the lab

STATE DEPARTMENT FOR INTERIOR

Reports and Financial Statements

For the year ended June 30, 2020

MDA Program	Objective	Outcome	Indicator	Performance	
			Laboratory	ongoing	
Planning and Policy Coordination Support Services	To improve access to national government services, co-ordinate security, enhance peace building and conflict management, reduce alcohol, drug and substance abuse in Kenya	Improved efficiency of service delivery to the people	No. of Security Roads constructed	9 Security Roads constructed	
			No. of Airstrips rehabilitated	5 Airstrips rehabilitated	
			No. of administrative units constructed	30 administrative units constructed	
			No. of NGOs registered	504 NGOs registered	
Government Printing Services	To enhance production and security of Government documents.	Improved Printing Services	Number of machines acquired and installed	4 machines installed	
			Number of government documents printed (in Millions)	41 million government documents printed	
Road Safety	To develop and implement road safety transport policies for efficient, effective and safe transport system	Reliable And Efficient Transport Services	No, of smart driving licenses issued	136,456 driving licenses issued	
			To develop and implement road safety transport policies for efficient, effective and safe transport system	No. of 3rd license plate identifiers issued	224,974 Third license plate identifiers issued
			To develop and implement road safety transport policies for efficient, effective and safe transport system	No. of motor vehicles registered through TIM	359,173 motor vehicles registered through TIM
			To develop and implement road safety transport policies for efficient, effective and safe transport system	No. of motor vehicles inspected	431,800 motor vehicles inspected
Population	To ensure timely and	Comprehensive	Percentage of	81.4% Births registered	

STATE DEPARTMENT FOR INTERIOR
Reports and Financial Statements
For the year ended June 30, 2020

MDA Program	Objective	Outcome	Indicator	Performance
Registration Services	secure population registration while maintaining a comprehensive national integrated identity database	Registration and Secure Travel Documentation	Births registration	
			Number of Identity Cards processed and issued	1,853,008 Identity Cards processed and issued
			Number of agencies connected to IPRS system	21 agencies connected to IPRS system

Major Achievements by the State Department

1. National Police Service (NPS)

a) Police Modernization

In order to modernize the National Police Service, improve the effectiveness of Police officers in responding to incidences of crime and to have officers more accessible and responsive to the needs of Kenyan's, the following were implemented;

- Acquired assorted security items;
- 28 police stations were refurbished;
- 10 pilots were trained, and
- 30 assorted vehicles were procured.



b) Policing Reforms Programme

All National Police Service Colleges have been rebranded and renamed. Three (3) standardization courses I, II and III have been conducted at Kiganjo as a result of which 7,108 General Duty Officers were trained. Kitting and tooling of the general duty officers was done and 32,000 sets of shirts and trousers and 4,759 jackets delivered, 758 ceremonial uniforms, 300 berets, and 16,000 multipurpose belts delivered. House allowance for officers was effected and officer allowed to rent houses privately hence integrating with community on-going. Recruitment of 5000 officers not done due to budgetary cuts.




Police officers graduate after a standardization course

c) Implementation of the NPS Human Resource Information Management System

In line with embracing technology and with an aim of infusing accountability, efficiency, meritocracy and professionalism in the NPS, a digital human resource system that bears accurate, real-time data on each officer, including their recruitment, training, career progress, deployment and family records was established.

d) Equipping the NPS Forensic Laboratory

The licenses for APFIS and IBIS and assorted tools and software were renewed and the systems are in use. Acquired priority systems, biology lab machines, tools and equipment. Identified offices and lab work benches at the newly constructed laboratory have been redesigned as necessitated by the expected equipment and systems. In addition, a data centre was constructed to host all servers for the systems to be deployed in the lab.




NPS forensic lab at DCI Headquarters

e) Enhanced Mobility and Communication

To enhance police mobility, reduce response time to incidents and protect NPS officers from explosive device attacks, 22 Mine-Resistant Ambush Protected Vehicles (MRAPs) and 2 towing trucks were acquired. For effective communication, an assortment of security and communication equipment for specialized units was also acquired.

STATE DEPARTMENT FOR INTERIOR
Reports and Financial Statements
For the year ended June 30, 2020



Mine-Resistant Ambush Protected Vehicles (MRAPs)

2. Directorate of Internal Security and Operations

a) **Firearms and Licensing Board**

A mandatory digitization of firearms and vetting of civilian gun holders was conducted and finalized. In this exercise, 1,493 illegal firearms and 21,732 bullets were seized and 9,586 firearms held by civilians were cleared. Gun dealers were also vetted and reduced to 20 with 14 permits being revoked.

To enhance war against terrorism Combating terrorism- 550 terrorism cases were investigated, and regular production deterrence reports were produced. PBC- 118; Convicted- 149; Discharged- 51; Withdrawn- 10, Private security services employees were sensitized on explosive devices and anti-terrorism awareness. 78 Watch-list data was incorporated and disseminated among the local security agencies and other international partners Intensified surveillance by carrying out frequent multi agency operations with lead agencies in accordance with intelligence and deterrence Reports around vulnerable areas especially boarder Management and at the airports.




Firearms inspection exercise

b) **Kenya Coast Guard Service (KCGS)**

The Kenya Coast Guard Service established a headquarters nuclear party under a Multi-Agency arrangement and enhanced capacity of 50 new officers drawn from NPS and the Kenya Defence Forces (KDF). Several apprehensions over illegal, unreported and unregulated vessels on Kenya's Exclusive Economic Maritime Zone (EEZ) were also made and forwarded for prosecution.

STATE DEPARTMENT FOR INTERIOR
Reports and Financial Statements
For the year ended June 30, 2020



Kenya Coast Guard at Liwatoni, Mombasa

c) Kenya National Focal Point on Small Arms and Light Weapon

A total of 240 officers were trained in Physical Security and Stockpile Management (PSSM) for the purpose of improving stockpile safety and management of state owned arms. The Small Arms Focal Point also coordinated an arms branding exercise where 6,400 arms were branded and a total of 366 assorted illegal firearms and 1,562 assorted ammunitions were voluntarily surrendered.

3. Directorate of National Government Administration and Co-ordination

a) National Government Administration

Coordinated National Government projects and programmes by chairing the National Development Coordination and Communication Committee, Monitored, provided coordinated strategic communication to the Public and other stakeholders on the progress of National Government Programmes and Projects and prepared progress reports and monthly updated the Government Performance Reporting System (GPRS).

To enhance coordination and public awareness of National Government policies and programmes in the Counties by supervising the implementation of all national government projects/programmes in all the 47 Counties, operationalizing five (5) sub counties i.e Maberu, Ntimaru, Etago, Kotulo, Tongaren and Kauma. Conducted a total of 68,389 public barazas done across the country to disseminate government policies in all the administrative units.

b) Government Press

Seven (7) print production equipment (Thermal CTP Machine, Photopolymer CTP Machine, two Guillotine machines, CNC Milling Machine, two Perfect Binding Machines) were installed and hence the improved production capacity to a tune of over 45 million documents annually.

c) Population Registration Services

To ensure timely and secure population registration while maintaining a comprehensive National Identity Database, Birth Registration coverage increased to 75.4% by registering a total of 269,272 births records. 1,853,008 million new identity cards were also processed to person who attained eighteen years and all the unregistered citizens/person thus 944,940 identity cards were issued.

d) Government Chemist Department


The Department acquired a state of the art 3500 series Genetic analyser for improved data interpretation and analysis. A total of 22 Kenyans were trained in various medical aspects of responding to Chemical incidents. 16 new Chemists were also recruited.

To enhance operations and visibility, a Multi-Agency National Technical working group on disaster Victim Identification (DVI) was established. A website for the Department was developed and 15 County Commissioners trained on role of Government Chemist in security operations.

STATE DEPARTMENT FOR INTERIOR
Reports and Financial Statements
For the year ended June 30, 2020

e) Betting and Licensing Board

Regulated and enforced Compliance in the Gaming Industry through spot checks and cracking down of the Chinese gaming machines. Updated data on forms of Betting, Lotteries and Gaming operations and identified inactive Betting, Lotteries and Gaming Licensees, reviewed and amended the draft Gaming Regulations but not proceed with the processing of the regulations since parliament was in the process of repealing the current gaming law (CAP 131) hence there was likelihood of the regulations being inconsistent with the new gaming law. Therefore, the department will embark on the development of new gaming regulations once the new act is in place.



Members of the Betting and Licensing Board

f) National Authority for the Campaign Against Drug Abuse

Enhanced crackdown and rehabilitation programmes on illicit alcohol, drug and substance abuse through partnering with County Government of Taita Taveta in refurbishment and equipping of Wesu treatment and rehabilitation centre. Operationalized the Miritini treatment and rehabilitation centre in Mombasa. 70 treatment and rehabilitation centres inspected with the compliant centres being accredited for treatment and rehabilitation of persons with substance use disorders. Created awareness at Meru, Kisumu and Nakuru main prisons. Routine inspection of 15 licenced manufactures done and 1 new manufacturer cleared to commence manufacture alcoholic drinks.

4. Directorate of Peace Building, Resettlement and Disaster Response

Improved Kenya's Global Peace Index (GPI) Score and compliance with National Values- developed the 2nd generation Action Plan on UN Security Council Resolution 1,325 on women, peace building and security in order to engender peace processes collaboration with other partners, Implemented the 2nd generation KNAP on UNSCR 1,325 on Women, Peace and Security in order to engender peace processes, coordinated the implementation of Sessional Paper No. 8 on National Values and Principles of Governance and Sessional Paper No. 9 on National Cohesion and Integration and submitted the annual presidents report


Improved turnaround time for emergencies and disaster response- the revised Disaster Risk Management Policy 2017 and the draft Government DRM Bill were forwarded to the office of the Attorney General and are at the Cabinet Office, awaiting deliberation by the Cabinet. Thereafter, the two mentioned documents will be forwarded to the Clerk to the National Assembly. Provided emergency relief to disaster victims including at Marakwet/West Pokot,

STATE DEPARTMENT FOR INTERIOR
Reports and Financial Statements
For the year ended June 30, 2020

Nakuru and Narok Counties after an incident in Oloruasi village, Nakuru County after the clashes between the Kalenjin and Maasai communities erupted on the border amongst others. A Concept Note and an Implementation Plan on the National Disaster Response Plan has been prepared.

5. Directorate of Co-ordination of National Government Programmes and Projects

Registration of more than 37 Million Persons was done under the National Integrated Identity Management System (NIIMS). Data adjudication ongoing (3 million records already adjudicated) to enable generation of Huduma Number & issuance of Huduma Card. Under IPRS 22 firms have been connected to the register, number of records captured in the system have increased to 45 million and over 300 firms (banks, Telcos etc) are linked to the IPRS.



H.E. President Uhuru Kenyatta launching Huduma Namba registration

6. National Transport and Safety Authority (NTSA)

a) National Road Safety Action Plan (NRSAP) 2019-2023

Globally, road traffic injuries are listed among the first eight leading cause of death alongside known diseases such as malaria and HIV/AIDS. This occurs predominantly among the people aged between 5-29 years. Following from the UN Decade of Action, the NTSA developed a *National Road Safety Action Plan (NRSAP) 2019-2023* during the ended year.

The NRSAP aims at identifying and initiating major development projects in support of Kenya's road safety goals. This has been developed in the context of the Government of Kenya's *Vision 2030*, and other Kenyan planning documents and processes. The plan focuses on traffic safety as a system, that it will be implemented by key stakeholders including road safety Agencies and County governments.

Improved road safety; carried out 11 joint road safety audits with road agencies and letters with recommendations submitted to Agencies and Road safety mainstreaming framework and action plan was developed. The Authority engaged the PAS Performance Management on mainstreaming Road Safety in the 2020/2021 FY PC Cycle. Road safety mainstreaming for all MDAs and technical agencies achieved and included in the 17th PC cycle guidelines.



Participants following proceedings during the Final Validation workshop of the Road Safety Action Plan.

b) Driver Training, testing and Re-testing

Statistics indicate that Kenya loses an average of 3000 lives annually through road crashes; the bulk of whom are young and productive members of society. This translates to 5% loss in Kenya's Gross Domestic Product (GDP). Unfortunately, 85% of the road crashes are caused by human error.


The NTSA is strengthening driver training, testing and licensing regime to complement the ongoing efforts in enhancing road safety. In this regard, the Authority rolled out a curriculum for Training and Testing of Drivers and Instructors in October 2018. The curriculum has integrated practical and theoretical teaching based on the Highway Code and a comprehensive suite of driver handbooks for motorcycles, light motor vehicles, trucks, and public service vehicles. The development of the curriculum was necessitated by the increasing number of road fatalities and injuries attributed to human errors. The new system will see students undergo between 24 and 160 hours of training depending on the category of driving before being issued with a license.

In excess of 65% of driving school instructors were trained on the curriculum to enable them to equip students with the necessary skills

c) Revalidation of Driving Schools

The Authority, in collaboration with the National Police Service, is also undertaking a national re-validation exercise for driving schools. This exercise will ensure that driving school premises are suitable, adequately equipped and well-staffed pursuant to the provisions of requirement of driving school license. Driver training is undertaken by six hundred and forty-one driving schools inclusive of fifteen (15) TVET institutions and three (3) rider schools.

During the year under review, the Authority inspected 133 driving schools as part of the annual inspection schedule. An additional 627 driving schools were inspected for purposed of re-validation. The exercise involved visiting driving schools and checking quality of training facilities, compliance with safety requirements which include having comprehensive insurance cover, evidence of inspection of vehicles, licensing of institutions and instructors, compliance with statutory requirements and operating in a conducive environment. During this exercise, the Authority revoked 43 Driving Schools and ordered closure of their business.



Inspector Kitiku trying out the Driver test simulator at Seniors Driving School – Kasarani Branch.

d) Expansion of County Transport Safety Committees (CTSCs) to 5 new Counties.


In accordance with the NTSA Act of 2012 the Authority established five County Transport safety Committees in the County Governments of: Machakos, Nairobi, Nakuru and Uasin Gishu to:

- (i) Oversee the management and regulation of the road transport system by the Authority at the county level
- (ii) Prepare and submit to the Authority such audit reports as the Authority may require on the safety, reliability and efficiency of the road transport system within the county;
- (iii) Advise the Authority on matters affecting the road transport system within the county; and
- (iv) Perform such other functions as may be assigned to it by the Authority.

The CTSCs were sensitized and assisted to prepare their County-Specific, Road Safety Action Plans, which have been aligned with the National Road Safety Action Plan. The County Plans will be mainstreamed in the County Integrated Development Plans for purposes of budgeting and execution.

e) United Nations Road Safety Week 2019 Campaign

During the year under review, the Authority coordinated the 5th UN global road safety week 2019, which was held on 6th – 12th May 2019, under the “*Leadership for Road Safety*”. The event brought together the United Nations Road Safety Collaboration (UNRSC) and all stakeholders both from national and county governments, international agencies, civil society organizations, private companies, and the public. The event was celebrated at Sachan’gwan in Nakuru County, along the Nakuru-Nairobi Road.




f) Transport Integrated Management System (TIMS)

TIMS is a portal-based system that incorporates all NTSA functions including registration, licencing, inspection and compliance for motor vehicles and trailers online.

During the FY2018/19 the following services were availed online:

- (i) Registration of new & second-hand motor vehicles
- (ii) Transfer of motor vehicles
- (iii) Duplicate logbooks
- (iv) Asset Financing


The system provides secure and transparent access to NTSA services in a convenient manner.



TIMS System.

g) Installation of Automated Vehicle Test lanes and Equipment to improve Motor Vehicle Inspection centers

The Authority automated vehicle test lanes to improve motor vehicle Inspection services in Nairobi & Mombasa Centers, during the year. This has helped enhance efficiency and effectiveness in motor vehicle inspection services, where customers are booked online, and attended to as per their booking.



Motor vehicle test lanes installed in Motor Vehicle Inspection Centre Likoni Rd, Nairobi.

STATE DEPARTMENT FOR INTERIOR
Reports and Financial Statements
For the year ended June 30, 2020

h) Issuance of the new generation Smart card driving License

The Authority continued to issue the new Generation Driving License (Smart DL), which has been enhanced with the following features:

- (i) It captures the holders biometric for accurate identification,
- (ii) Has the capability to implement the demerit point system which will be useful for profiling driver.
- (iii) Payment wallet which will facilitate the payment of traffic fine (instant fine).
- (iv) Use of the latest security technologies making it impossible to counterfeit

The Authority has processed 102,539 Smart Driving Licenses



A blank sample of the new generation Smart card driving License

i) Issuance of Third License Plate Stickers

The 3rd license plate stickers are RFID enabled containing all information of a vehicle. The Authority has issued 303,590 E-Stickers. Their main purpose being:

- (i) Increased efficiency and effectiveness in management of motor vehicles
- (ii) Electronic identification of vehicles curbs dumping of vehicles on transit and limiting vehicle theft.
- (iii) Prepare for free flow roads tolling in future



A sample of a 3rd license plate sticker

STATE DEPARTMENT FOR INTERIOR
Reports and Financial Statements
For the year ended June 30, 2020

j)

k) Issuance of New Generation Number Plate

Modernized number plates are to be issued to motor vehicle owners. The procurement process has been initiated and the tender has been awarded to Kenya Prisons under the ministry of Interior & Coordination of National Government.

The main benefit of adopting new generation number plates is enhanced efficiency and effectiveness in the management of motor vehicles and increasing revenue collection.



Sample of new generation motor vehicle number plate.

Emerging Issues

The emerging issues include:

Cyber Crime/Security

- There has been recorded increase in vast, sophisticated and diversified forms of cyber-crime which include cyber bullying and unregulated cyber space. There is need to review the existing legal frameworks and policies to support programmes on modern international security approaches, techniques and equipment

Gambling /Sport Betting

Social risk factors such as peer gambling influences create vulnerability to users where certain groups risk becoming pathological gamblers. Mushrooming of betting companies with appealing advertisements have enticed many groups to participate without caring the repercussions. However, major steps have been put in place to address the gambling industry in terms of creation awareness and compliance.

- It has emerged that most Kenya youth aged 17-35 years are deeply driven deeper into bondage of gambling/betting. This is mostly contributed by increased unemployment. The government has continued to address the problem in diverse ways and forums on how to engage youth in the formal and informal sector. There is also strengthening the legal framework to control betting industry.
- Cases of drug trafficking and abuse especially among teenagers and the youths have far reaching effect to enrolment, retention and completion in schools and other learning institutions. There is also a notable increase in incidences of crime and other acts of lawlessness attributed to the drug abuse. The use of drugs is now spreading to primary schools and other learning institutions.

STATE DEPARTMENT FOR INTERIOR

Reports and Financial Statements

For the year ended June 30, 2020

- It has also emerged that Kenyan sportsmen and women are also using energy enhancing drugs to improve their performance. This issue is raising both National and International concerns. There is therefore urgent need to review the policy and legal framework for the management of sports in the country.

New and Emerging Trends in Terrorism

- There are new emerging acts of terrorism which are a threat to country's stability. There are reported cases of youth radicalization in the country targeting institutions of learning and places of worship.

Challenges

During the period under review, the State Department faced a number of challenges ranging from local, regional, as well as global which posed threats to the achievement of its objectives and programmes. These challenges include but not limited to:

- Inadequate funding for planned programmes impedes implementation of planned activities thereby affecting service delivery.
- Inadequate capacity to decentralize some services closer to the public.
- Succession management and staff stagnation lasting as long as seven or more years which leads to high staff turnover.
- Continued bandit attacks particularly in the North Rift region fuelled by politicians.
- The threat of terrorism predominantly in the border Counties of the North Eastern region.
- Gang mentality among certain quarters of Kenyan society.
- Increase in drug and substance abuse in teenagers leading to indiscipline in schools and anti-social behaviour.
- Increased cases of suicide and femicide.
- Heightened politicking.
- Easy infiltration of illicit firearms into the country.
- Increase in the number of illegal immigrants seeking social and economic opportunities.
- Natural Disasters and Social Strife.
- Emerging crime such as cyber-crime, piracy, and international terrorism that poses danger to the security situation in the country.
- Inadequate supply of birth certificates due to unanticipated demand for birth certificates for NEMIS and NIIMS registration hence high number of pending and unprocessed birth certificates
- Apathy in reporting of infant and child deaths.
- Emerging issues such as surrogacy.
- Shortage of operational and communication equipment such as motor vehicles to provide mobility in conducting investigations as well as patrols.
- Spread of Covid -19 Pandemic (corona virus)

Recommendations and Way Forward

In the financial year 2019/2020 the Ministry will continue mitigating various challenges, issues and constraints while fulfilling its mandate. Emerging threats such as cyber security will continue being a priority among the many challenges faced by the Ministry. Border insecurity, succession

STATE DEPARTMENT FOR INTERIOR
Reports and Financial Statements
For the year ended June 30, 2020

management, illegal immigrants, influx of refugees are other challenges that require concerted efforts with other authorities like the parliament.

To overcome some of these challenges and also to move the Ministry toward achieving its Mission, Vision and mandate, the following issues will be pursued in the succeeding year;

- **Cooperation with parliament and other stakeholders** to come up with legislations and policies that will help the Country counter some of the problems associated with insecurity, illegal immigrants and refugees' influx.
- **Continuous Public engagement in security matters.** In this regard, the Ministry will continue involving the public in safety and security matters through community policing (Nyumba Kumi initiative) as they are key players in their own security.
- **Fight against corruption.** This will enhance public confidence, reduce the cost of public service delivery, enhance transparency as well as improve the general security.
- Guided by the National Values and Principles of good governance, the Ministry will continue deepening the reforms in all its directorates, divisions, section and units.
- This will bind all public officers to observe the tenets of *good governance, integrity, transparency, accountability, and sustainable development.*
- **Initiate process re-engineering** to embrace best international practices in its operations in order to be responsive to the growing public demand for better services. This will eventually transform into better resource management, value for money and improved public perception of the Government.
- Put in place proper succession management plan to ensure flow of services to the citizens and also to ensure most services are decentralized to the desired level.
- Continuous investment in Research and development as well as in institutionalized training. This ensures that the officers are well trained to handle their jobs in a professional manner and also to come up with solutions to counter the ever evolving challenges associated with insecurity and migration.
- Opening of additional proposed border control stations and enhancing border and regional operations.
- Mapping of the country to enforce removal of illegal immigrants and refugees.
- Prioritize programmes/projects and further engage the National Treasury to approve the utilization of part of the collection as Appropriations-In-Aid (AIA)


DR. FRED MATIANG'I, EGH
CABINET SECRETARY

MINISTRY OF INTERIOR AND CO-ORDINATION OF NATIONAL GOVERNMENT.

STATE DEPARTMENT FOR INTERIOR
Reports and Financial Statements
For the year ended June 30, 2020

III STATEMENT OF ENTITY MANAGEMENT RESPONSIBILITIES

Section 81 (1) of the Public Finance Management Act, 2013 requires that, at the end of each financial year, the accounting officer for a National Government Entity shall prepare financial statements in respect of that entity. Section 81 (3) requires the financial statements so prepared to be in a form that complies with relevant accounting standards as prescribed the Public Sector Accounting Standards Board of Kenya from time to time.

The Accounting Officer in charge of the State Department for Interior is responsible for the preparation and presentation of the State Department for Interior's financial statements, which give a true and fair view of the state of affairs of the State Department for Interior for and as at the end of the financial year (period) ended on June 30, 2020 This responsibility includes: (i) maintaining adequate financial management arrangements and ensuring that these continue to be effective throughout the reporting period; (ii) maintaining proper accounting records, which disclose with reasonable accuracy at any time the financial position of the entity; (iii) designing, implementing and maintaining internal controls relevant to the preparation and fair presentation of the financial statements, and ensuring that they are free from material misstatements, whether due to error or fraud; (iv) safeguarding the assets of the State Department for Interior; (v) selecting and applying appropriate accounting policies; and (vi) making accounting estimates that are reasonable in the circumstances.


The Accounting Officer in charge of the State Department for Interior accepts responsibility for the State Department for Interior financial statements, which have been prepared on the Cash Basis Method of Financial Reporting, using appropriate accounting policies in accordance with International Public Sector Accounting Standards (IPSAS). The Accounting Officer is of the opinion that the State Department for Interior financial statements give a true and fair view of the state of State Department for Interior's transactions during the financial year ended June 30, 2020, and of the State Department for Interior's financial position as at that date. The Accounting Officer in charge of the State Department for Interior's further confirms the completeness of the accounting records maintained for the State Department for Interior, which have been relied upon in the preparation of the State Department for Interior's financial statements as well as the adequacy of the systems of internal financial control.

The Accounting Officer in charge of the State Department for Interior confirms that the entity has complied fully with applicable Government Regulations and the terms of external financing covenants (where applicable), and that the Ministry's funds received during the year under audit were used for the eligible purposes for which they were intended and were properly accounted for. Further the Accounting Officer confirms that the Ministry's financial statements have been prepared in a form that complies with relevant accounting standards prescribed by the Public Sector Accounting Standards Board of Kenya.

Approval of the financial statements

The State Department for Interior financial statements were approved and signed by the Accounting Officer on _____, 2020.


Dr. (Eng.) Karanja Kibicho, CBS
Principal Secretary


James K. Karori
Senior Assistant Accountant General –ICPAK No: 3972

STATE DEPARTMENT FOR INTERIOR

Reports and Financial Statements

For the year ended June 30, 2020

IV REPORT OF THE INDEPENDENT AUDITORS ON THE STATE DEPARTMENT FOR INTERIOR

We have audited the accompanying (consolidated) financial statements of State Department for Interior for the year ended June 30, 2020 which comprise: (i) a statement of receipts and payments; (ii) a statement of financial assets and liabilities; (iii) a statement of comparative budget and actual amounts; (iv) a statement of pending bills as at June 30 2020; and (v) a summary of significant accounting policies and other explanatory information.

Management's responsibility for the financial statements

The Ministry's Management is responsible for the preparation and fair presentation of the financial statements in accordance with International Public Sector Accounting Standards, and for such internal control as the management determines is necessary to enable the preparation of financial statements that are free from material misstatement, whether due to fraud or error.

Auditors' responsibility

Our responsibility is to express an opinion on the financial statements based on our audit. We conducted our audit in accordance with the International Standards on Auditing. Those standards require that we comply with ethical requirements and plan and perform the audit to obtain reasonable assurance about whether the financial statements are free from material misstatement.

An audit involves performing procedures to obtain audit evidence about the amounts and disclosures in the financial statements. The procedures selected depend on the auditors' judgement, including the assessment of the risks of material misstatement of the financial statements, whether due to fraud or error. In making those risk assessments, the auditor considers internal control relevant to the Ministry's preparation and fair presentation of the financial statements in order to design audit procedures that are appropriate in the circumstances, but not for the purpose of expressing an opinion on the effectiveness of the Ministry's internal control. An audit also includes evaluating the appropriateness of accounting policies used and the reasonableness of accounting estimates made by management, as well as evaluating the overall presentation of the financial statements. We believe that the audit evidence we have obtained is sufficient and appropriate to provide a basis for our audit opinion.

Opinion

In our opinion, the accompanying financial statements present fairly, in all material respects, the financial position of the Ministry as at June 30, 2020, and its receipts and payments, as well as cash flows for the year then ended in accordance with International Public Sector Accounting Standards.

Auditor General

Date

REPUBLIC OF KENYA

Telephone: +254-(20) 3214000
E-mail: info@oagkenya.go.ke
Website: www.oagkenya.go.ke



HEADQUARTERS
Anniversary Towers
Monrovia Street
P.O. Box 30084-00100
NAIROBI

REPORT OF THE AUDITOR-GENERAL ON STATE DEPARTMENT FOR INTERIOR FOR THE YEAR ENDED 30 JUNE, 2020

REPORT ON THE FINANCIAL STATEMENTS

Qualified Opinion

I have audited the accompanying financial statements of State Department for Interior set out on pages 25 to 57, which comprise the statement of assets and liabilities as at 30 June, 2020, and the statement of receipts and payments, statement of cash flows, summary statement of appropriation- recurrent and development combined for the year then ended, and a summary of significant accounting policies and other explanatory information in accordance with the provisions of Article 229 of the Constitution of Kenya and Section 35 of the Public Audit Act, 2015. I have obtained all the information and explanations which, to the best of my knowledge and belief, were necessary for the purpose of the audit.

In my opinion, except for the effect of the matters described in the Basis for Qualified Opinion section of my report, the financial statements present fairly, in all material respects, the financial position of the State Department for Interior as at 30 June, 2020, and of its financial performance and its cash flows for the year then ended, in accordance with international Public Sector Accounting Standards (Cash Basis) and comply with the Public Finance Management Act, 2012.

Basis for Qualified Opinion

1. Unreconciled Variances Between the Financial Statements and the Integrated Financial Management Information System (IFMIS) Trial Balance

A review of the amounts and balances reflected in the financial statements for the year ended 30 June, 2020 and the IFMIS trial balance as at that date revealed the following variances:

Account Item	Financial Statements (Kshs.)	IFMIS Trial Balance (Kshs.)	Variance (Kshs.)
Bank Balance - Recurrent	85,940,500	316,075,188,409	(315,989,247,909)
Bank Balance - Development	1,062,692,688	49,632,679,269	(48,569,986,581)

Account Item	Financial Statements (Kshs.)	IFMIS Trial Balance (Kshs.)	Variance (Kshs.)
Bank Balance - Deposits	568,027,540	362,816,658	205,210,882
Cash in Hand/transit	76,912,183	336,183,534,750	(336,106,622,567)
Accounts Receivables	97,097,606	18,912,751,895	(18,815,654,289)
Accounts Payable	568,027,540	117,568,400,626	(117,000,373,086)
Suspense and Clearance	Nil	15,491,331,447	(15,491,331,447)
Other Current Assets	Nil	137,493,097	(137,493,097)
General Deposits	Nil	9,892,463,734	(9,892,463,734)
Other Liabilities	Nil	3,422,581,072	(3,422,581,072)

According to the Management, the unreconciled variances was as a result of challenges in the IFMIS - bank auto reconciliation. However, no reconciliation was provided for the above variances.

In the circumstances, the completeness and accuracy of the financial statements could not be ascertained.

2. Long Outstanding Balances in Bank Reconciliation Statements

The statement of assets and liabilities as at 30 June, 2020 reflects cash and cash equivalents amount of Kshs.1,793,572,911 comprising bank balances of Kshs.568,027,540, Kshs.85,940,500 and Kshs.1,062,692,688 held in the deposits, recurrent and development bank accounts and cash in hand of Kshs.76,912,183. However, included in the bank reconciliation statements were payments in the cash book not in the bank statements amounting to Kshs.3,570,850,358 which had been outstanding since the year 2015. Further, receipts in the bank statements not in the cash books of Kshs.1,162,179,134 had also been outstanding since 2015.

In addition, payments in the bank statements not in the cash books included long outstanding items totalling Kshs.6,778,532,994 and relating to the period between 2015 to 2019 while receipts in the cash books not in the bank statements totalling Ksh.412,234,356 had also been outstanding for long and related to the period between 2015 to 2019. The Management cited lack of documents to clear the outstanding items and that the State Department had written to The National Treasury requesting for approval to write off the long outstanding balances.

Under the circumstances, the accuracy of the bank balances of Kshs.1,716,660,728 included in the reported cash and cash equivalents balance as at 30 June, 2020 could not be ascertained.

Key Audit Matters

Key audit matters are those matters that, in my professional judgment, are of most significance in the audit of the financial statements. There are no key audit matters to communicate in my report.

Other Matter

1. Pending Bills

Note 30.1 to the financial statements reflects pending bills totalling Kshs.3,803,126,660 which were not settled during the year under review but were instead carried forward to the 2020/2021 financial year. A review of the pending bills as at 15 February, 2021 indicated that the State Department had cleared bills amounting to Kshs.2,737,974,360 leaving an amount of Kshs.1,065,152,301 uncleared. Failure to settle bills during the year to which they relate to distorts the financial statements and adversely affects the budgetary provisions for the subsequent year as they form the first charge for the subsequent year.

2. Late Exchequer Releases

Exchequer issues totalling Kshs.13,634,968,553 comprised of recurrent and development expenditures of Ksh.11,890,320,245 and Kshs.1,744,648 308 respectively, were received in the bank account of the State Department during the month of June, 2020. The late Exchequer releases may have hindered timely implementation of the State Department's programmes.

3. Unresolved Prior Year Matters

As disclosed under progress on follow up of prior years' auditor's recommendations section of the financial statements, some of the issues reported in the prior year remained unresolved as at 30 June, 2020. Management has not provided reasons for the delay in resolving the prior year audit issues.

The audit was conducted in accordance with International Standards of Supreme Audit Institutions (ISSAIs). I am independent of the State Department for Interior Management in accordance with ISSAI 130 on Code of Ethics. I have fulfilled other ethical responsibilities in accordance with ISSAI and in accordance with other ethical requirements applicable to performing audit of financial statements in Kenya. I believe that the audit evidence I have obtained is sufficient and appropriate to provide a basis for my qualified opinion.

REPORT ON LAWFULNESS AND EFFECTIVENESS IN USE OF PUBLIC RESOURCES

Conclusion

As required by Article 229(6) of the Constitution, based on the audit procedures performed, except for the matters described in the Basis for Conclusion on Lawfulness and Effectiveness in Use of Public Resources sections, I confirm that, nothing else has

come to my attention to cause me to believe that public resources have not been applied lawfully and in an effective way.

Basis for Conclusion

1. Fixed Assets Register with Nil Balances

The statement of receipts and payments reflects an expenditure of Kshs.6,357,915,058 under acquisition of assets. However, the summary of fixed assets register disclosed under Annex 2 to the financial statements reflects nil balances and does not contain any information on the various classes of assets owned by the State Department including the historical costs brought forward, additions and disposals during the financial year 2019/2020, and the cumulative cost as at 30 June, 2020 as required by the Public Sector Accounting Standards Board.

2. Lack of Ownership Documents for Mombasa Police Stations

A review of records held at Mombasa Police Headquarters revealed that various police stations and posts in Mombasa County lack ownership titles for parcels of land on which they are situated namely; Regional Police Headquarters Mombasa - MI/XXVI/GL; Mbaraki Depot - MI/XXIII/GL; Central Police - MI/XXIV/16; Makupa Police Station - MI/XIII/I; Divisional Police Headquarters - MI/XXVI/26 and Tononoka Police Post - XXII/1390. According to the Management, the process of acquiring legal ownership documents was ongoing with the objective of having legal documents for all parcels of land owned by the police country wide. In the absence of title documents, it was not possible to confirm the land ownership for the Mombasa police stations and posts.

3. Proposed Gusii Stadium Fabricated Steel Terraces (Breaches)

The tender for the proposed Gusii Stadium fabricated steel terraces was awarded to a local company at a total cost of Kshs.107,013,691 for two (2) steel flanking - Kshs.21,683,160 and ten (10) spectator terraces - Kshs.89,129,410. The contract was signed on 30 March, 2020 for a period of 8 weeks. Further, the Bill of Quantities included an amount of Kshs.2,759,946 for prime costs whose supporting documents were not provided.

4. Proposed Masonry Perimeter Wall at Kisii County Commissioner Residence

The State Department awarded the contract for the proposed masonry wall at Kisii County Commissioner residence to a local firm at a contract sum of Kshs.13,911,482. However, field inspection of the project status revealed that wall skirting, plastering and painting on some sections were not done and the electric burglar proofing on the wall was falling off. If these defects are not rectified, the perimeter wall is at risk of not lasting for long and value for money in its construction may not be realized. Further, examination of documents revealed that the contractor was paid the retention money in full without fixing the said defects.

5. Proposed Phase III of Nyamarambe Police Post Residential Houses

The Police Department awarded the tender for construction of the proposed Nyamarambe Police Post Residential Houses Phase III to a local firm at a contract sum

of Kshs.9,976,150. The contract was for 36 weeks (9 months). However, the original bid document was not provided for audit verification. Further, audit inspection conducted on 25 November, 2020 revealed that although some works were still outstanding, the full contract sum had been paid according to the payment records and certificate of practical completion dated 23 June, 2020. The outstanding works included: fixing of grills to the stair cases and balconies; installation of electrical fittings; wiring of the whole building; fixing of window on staircase; fixing of grills to all windows as per the Bill of Quantities; fixing of grills on first and second floors elevations; construction of a septic tank and; fencing and installation of a gate. In addition, fixing of ceiling was done without wiring; staircase tiles were put without fixing of the staircase grills; doors were poorly fixed; door hinges were not aligned and some parts of the building were not properly painted.

Consequently, it was not possible to confirm whether the State Department got value for money for the Phase III Project.

6. Avoidable Payment of Legal Claims Penalties and Interests

Examination of records and documents relating to legal claims revealed that the State Department incurred expenditure of Kshs.389,246,434 being penalties and interests imposed for failure to clear or pay court claims when awarded or due. The State Department attributed the delay in settling court awards and claims to lack of adequate funds. Further, a review of the legal documents revealed that claims amounting to Kshs.1,919,858,883 had not been paid as at 30 June, 2020 despite the court awards having been decreed in earlier years. Failure to clear the legal dues on time has resulted in heavy penalties and accumulated interests.

7. Provision of Comprehensive Medical Cover

The National Police Service procured a comprehensive medical cover for a period of two years commencing 1 October, 2017 to 30 September, 2019. The tender was awarded to the National Hospital Insurance Fund on 26 September, 2017 at a contract sum of Kshs.4,785,805,560. Included in the contract sum of Kshs.4,785,805,560 was Kshs.200,000,000 for excess of loss cover to cushion members who might exhaust their limit. However, no documentary evidence has been provided to date to show whether an amount of Kshs.400,000,000 in respect of excess of loss covers for 2018/2019 and 2019/2020 was refunded.

Although the National Police Service wrote to the National Hospital Insurance Fund (NHIF) vide letter Ref: NPS/IG/SEC/1/1//29Vol.IV/25 dated 19 February, 2021 requesting for details on the excess of loss, no response had been received from the NHIF by the time this audit report was finalized.

Consequently, it was not possible to determine whether the National Police Service got value for money from the amount of Kshs.400,000,000 that was due for refund from the National Hospital Insurance Fund at the end of the comprehensive medical cover contract period.

The audit was conducted in accordance with ISSAI 4000. The standard requires that I comply with ethical requirements and plan and perform the audit to obtain assurance about whether the activities, financial transactions and information reflected in the financial statements are in compliance, in all material respects, with the authorities that govern them. I believe that the audit evidence I have obtained is sufficient and appropriate to provide a basis for my conclusion.

REPORT ON EFFECTIVENESS OF INTERNAL CONTROLS, RISK MANAGEMENT AND GOVERNANCE

Conclusion

As required by Section 7(1)(a) of the Public Audit Act, 2015, based on the audit procedures performed, I confirm that, nothing has come to my attention to cause me to believe that internal controls, risk management and overall governance were not effective.

Basis for Conclusion

The audit was conducted in accordance with ISSAI 2315 and ISSAI 2330. The standards require that I plan and perform the audit to obtain assurance about whether processes and systems of internal control, risk management and overall governance were operating effectively, in all material respects. I believe that the audit evidence I have obtained is sufficient and appropriate to provide a basis for my conclusion.

Responsibilities of Management and those Charged with Governance

Management is responsible for the preparation and fair presentation of these financial statements in accordance with International Public Sector Accounting Standards (Cash Basis) and for maintaining effective internal control as Management determines is necessary to enable the preparation of financial statements that are free from material misstatement, whether due to fraud or error and for its assessment of the effectiveness of internal control, risk management and governance.

In preparing the financial statements, Management is responsible for assessing the ability of State Department for Interior to sustain services, disclosing, as applicable, matters related to sustainability of services and using the applicable basis of accounting unless Management is aware of the intention to terminate the State Department or cease operations.

Management is also responsible for the submission of the financial statements to the Auditor-General in accordance with the provisions of Section 47 of the Public Audit Act, 2015.

In addition to the responsibility for the preparation and presentation of the financial statements described above, Management is also responsible for ensuring that the activities, financial transactions and information reflected in the financial statements are in compliance with the authorities which govern them, and that public resources are applied in an effective way.

Those charged with governance are responsible for overseeing the financial reporting process, reviewing the effectiveness of how the entity monitors compliance with relevant legislative and regulatory requirements, ensuring that effective processes and systems are in place to address key roles and responsibilities in relation to governance and risk management, and ensuring the adequacy and effectiveness of the control environment.

Auditor-General's Responsibilities for the Audit

The audit objectives are to obtain reasonable assurance about whether the financial statements as a whole are free from material misstatement, whether due to fraud or error, and to issue an auditor's report that includes my opinion in accordance with the provisions of Section 48 of the Public Audit Act, 2015 and submit the audit report in compliance with Article 229(7) of the Constitution. Reasonable assurance is a high level of assurance, but is not a guarantee that an audit conducted in accordance with ISSAIs will always detect a material misstatement and weakness when it exists. Misstatements can arise from fraud or error and are considered material if, individually or in the aggregate, they could reasonably be expected to influence the economic decisions of users taken on the basis of these financial statements.

In addition to the audit of the financial statements, a compliance audit is planned and performed to express a conclusion about whether, in all material respects, the activities, financial transactions and information reflected in the financial statements are in compliance with the authorities that govern them and that public resources are applied in an effective way, in accordance with the provisions of Article 229(6) of the Constitution and submit the audit report in compliance with Article 229(7) of the Constitution.

Further, in planning and performing the audit of the financial statements and audit of compliance, I consider internal control in order to give an assurance on the effectiveness of internal controls, risk management and governance processes and systems in accordance with the provisions of Section 7(1)(a) of the Public Audit Act, 2015 and submit the audit report in compliance with Article 229(7) of the Constitution. My consideration of the internal control would not necessarily disclose all matters in the internal control that might be material weaknesses under the ISSAIs. A material weakness is a condition in which the design or operation of one or more of the internal control components does not reduce to a relatively low level the risk that misstatements caused by error or fraud in amounts that would be material in relation to the financial statements being audited may occur and not be detected within a timely period by employees in the normal course of performing their assigned functions.

Because of its inherent limitations, internal control may not prevent or detect misstatements and instances of non-compliance. Also, projections of any evaluation of effectiveness to future periods are subject to the risk that controls may become inadequate because of changes in conditions, or that the degree of compliance with the policies and procedures may deteriorate.

As part of an audit conducted in accordance with ISSAIs, I exercise professional judgement and maintain professional skepticism throughout the audit. I also:

- Identify and assess the risks of material misstatement of the financial statements, whether due to fraud or error, design and perform audit procedures responsive to those risks, and obtain audit evidence that is sufficient and appropriate to provide a basis for my opinion. The risk of not detecting a material misstatement resulting from fraud is higher than for one resulting from error, as fraud may involve collusion, forgery, intentional omissions, misrepresentations, or the override of internal control.
- Evaluate the appropriateness of accounting policies used and the reasonableness of accounting estimates and related disclosures made by the Management.
- Conclude on the appropriateness of the Management's use of the applicable basis of accounting and, based on the audit evidence obtained, whether a material uncertainty exists related to events or conditions that may cast significant doubt on the ability of the State Department for Interior to sustain its services. If I conclude that a material uncertainty exists, I am required to draw attention in the auditor's report to the related disclosures in the financial statements or, if such disclosures are inadequate, to modify my opinion. My conclusions are based on the audit evidence obtained up to the date of my audit report. However, future events or conditions may cause the State Department to cease sustaining its services.
- Evaluate the overall presentation, structure and content of the financial statements, including the disclosures, and whether the financial statements represent the underlying transactions and events in a manner that achieves fair presentation.
- Obtain sufficient appropriate audit evidence regarding the financial information and business activities of the State Department for Interior to express an opinion on the financial statements.
- Perform such other procedures as I consider necessary in the circumstances.

I communicate with the Management regarding, among other matters, the planned scope and timing of the audit and significant audit findings, including any significant deficiencies in internal control that are identified during the audit.

I also provide Management with a statement that I have complied with relevant ethical requirements regarding independence, and to communicate with them all relationships and other matters that may reasonably be thought to bear on my independence, and where applicable, related safeguards.


Nancy Gathungu
AUDITOR-GENERAL

Nairobi

19 May, 2021


STATE DEPARTMENT FOR INTERIOR
Reports and Financial Statements
For the year ended June 30, 2020

V. STATEMENT OF RECEIPTS AND PAYMENTS

	Note	2019-2020	2018-2019
			Kshs
RECEIPTS			
Exchequer releases	4	129,019,210,513	136,443,011,066
Proceeds from Sale of Assets	8	16,000,000	5,857,250
Other Miscellaneous Receipt			
Other Revenues	11	1,272,681,825	62,000,000
TOTAL RECEIPTS		130,307,892,338	136,510,868,316
PAYMENTS			
Compensation of Employees	12	89,810,141,829	81,691,089,219
Use of goods and services	13	30,568,016,555	36,488,144,291
Transfers to Other Government Units	15	3,500,751,441	773,445,766
Other grants and transfers	16	10,567,828	1,061,296,000
Social Security Benefits	17	3,835,220	2,128,568
Acquisition of Assets	18	6,357,915,078	16,257,717,182
TOTAL PAYMENTS		130,251,227,952	136,273,821,077
SURPLUS/DEFICIT		56,664,386	237,047

The accounting policies and explanatory notes to these financial statements form an integral part of the financial statements. The entity financial statements were approved on _____, 2020 and


 Principal Secretary
Dr. Eng Karanja Kibicho, CBS


 Senior Assistant Accountant G
James K. Karori
 ICPAK No: 3972


THE DEPARTMENT FOR INTERIOR
Accounts and Financial Statements
for the year ended June 30, 2020

STATEMENT OF ASSETS AND LIABILITIES

	Note	2019-2020	2018-2019
			Kshs
FINANCIAL ASSETS			
and Cash Equivalents			
Balances	22A	1,716,660,728	3,983,972,316
Balances	22B	76,912,183	152,156,097
Cash and cash equivalent		<u>1,793,572,911</u>	<u>4,136,128,414</u>
Accounts receivables – Outstanding	23	97,097,606	63,233,701
FINANCIAL ASSETS		<u>1,890,670,517</u>	<u>4,199,362,115</u>
FINANCIAL LIABILITIES			
Accounts Payables – Deposits and	24	568,027,540	605,551,629
FINANCIAL ASSETS		<u>1,322,642,977</u>	<u>3,593,810,486</u>
FINANCED BY			
Balance b/fwd	25	3,593,810,485	4,098,749,490
Investment	26	2,327,831,895	(741,986,295)
for the year		56,664,386	237,047,291
SITUATION		<u>1,322,642,977</u>	<u>3,593,810,486</u>

The explanatory notes to these financial statements form an integral part of the
 financial statements were approved on _____, 2020 and signed by:

Print
 Dr. (




Senior Assistant Accountant General
James K. Karori
 ICPAK No: 3972

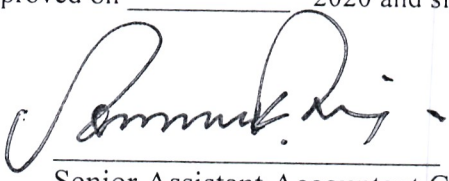
STATE DEPARTMENT FOR INTERIOR
Reports and Financial Statements
For the year ended June 30, 2020

VII. STATEMENT OF CASH FLOWS

	Note	2019/2020	2018-2019
		Kshs	Kshs
Receipts for operating income			
Exchequer Releases	4	129,019,210,513	136,443,011,066
Miscellaneous Receipt(AIA)	11	1,272,681,825	62,000,000
		130,291,892,338	136,505,011,066
Less :Payments for operating expenses			
Compensation of Employees	12	89,810,141,829	81,691,089,219
Use of goods and services	13	30,568,016,555	36,488,144,291
Subsidies	14	-	-
Transfer to other Government Units	15	3,500,751,441	773,445,766
Other grants and transfers	16	10,567,828	1,061,296,000
Social Security Benefits	17	3,835,220	2,128,568
		123,893,312,874	120,016,103,843
Adjusted for:			
Changes in receivables		(33,863,904)	682,083,519
Changes in payables		(37,524,089)	119,618,355
Adjustment during the year	26	(2,327,831,895)	(741,986,295)
Net cash flow from operating activities		3,999,359,577	16,548,622,801
CASHFLOW FROM INVESTING ACTIVITIES			
Proceeds from Sale of Assets	8	16,000,000	5,857,250
Acquisition of Assets	18	(6,357,915,078)	(16,257,717,182)
Net cash flows from Investing Activities		(6,341,915,078)	(16,251,859,932)
NET INCREASE IN CASH AND CASH EQUIVALENT		(2,342,555,502)	296,762,869
Cash and cash equivalent at BEGINNING of the year		4,136,128,414	3,839,365,544
Cash and cash equivalent at END of the year		1,793,572,912	4,136,128,413

The accounting policies and explanatory notes to these financial statements form an integral part of the financial statements. The entity financial statements were approved on _____ 2020 and signed by:


Principal Secretary
Dr. (Eng.) Karanja Kibicho, CBS


Senior Assistant Accountant General
James K. Karori
ICPAK No: 3972

VIII. SUMMARY STATEMENT OF APPROPRIATION: RECURRENT AN DEVELOPMENT COMBINED

Receipt/Expense Item	Original Budget	Adjustments	Final Budget	Actual on	Budget Utilization	% of
	a	b	c=a+b	Comparable Basis	Difference	Utilization
				d	e=c-d	f=d/c %
RECEIPTS						
Exchequer releases	111,165,938,411	22,170,216,385	133,336,154,796	129,019,210,513	4,316,944,283	97%
Proceeds from Domestic and foreign grants	50,000,000	(50,000,000)	-	-	-	0.00%
Proceeds from sale of Assets	4,627,385	6,505,462	11,132,847	16,000,000	(4,867,153)	143.72%
Other Receipts	1,288,302,750	800,234,250	2,088,537,000	1,272,681,825	815,855,175	61%
Total Receipts	112,508,868,546	22,926,956,097	135,435,824,643	130,307,892,338	5,127,932,305	96%
PAYMENTS						
Compensation of Employees	69,536,457,948	19,913,742,052	89,450,200,000	89,810,141,829	(359,941,829)	100%
Use of goods and services	30,640,535,289	3,928,648,606	34,569,183,895	30,568,016,555	4,001,167,340	88%
Transfers to Other Government Units	2,918,248,000	1,406,228,322	4,324,476,322	3,500,751,441	823,724,881	81%
Other grants and transfers	8,622,000	2,126,000	10,748,000	10,567,828	180,172	98%
Social Security Benefits	10,229,181	3,409,727	13,638,908	3,835,220	9,803,688	28%
Acquisition of Assets	9,394,776,128	(2,327,198,610)	7,067,577,518	6,357,915,078	709,662,440	90%
Total Payments	112,508,868,546	22,926,956,097	135,435,824,643	130,251,227,952	5,184,596,691	96%
Surplus/ Deficit	-	-	-	56,664,386	(56,664,386)	-

Notes

- i) Underutilisation of social security benefits of 72% was as a result of decrease in maturity of gratuity payment.
- ii) Underutilisation of Acquisition of assets of 10% was as a result lack of Exchequer.
- iii) The over collection of sale of assets is as a result of increased activities at KESAL.
- iv) Under expenditure of transfer to other Government Units of 19% was due to lack of Exchequer.
- v) Under collection of other receipts is as a result of restriction of movement due to Covid-19.


SIJALE DEPAKIMENI FUK INI EKUK
Reports and Financial Statements
For the year ended June 30, 2020

The entity financial statements were approved on _____ 2020 and signed by:



Principal Secretary

Dr. (Eng.) Karanja-Kibicho, CBS



Senior Assistant Accountant General

James K. Karori ICPAK No. 3972

IX. SUMMARY STATEMENT OF APPROPRIATION: RECURRENT

Receipt/Expense Item	Original Budget a	Adjustments b	Final Budget c=a+b	Actual on Comparable Basis d	Budget Utilization Difference e=c-d	% of Utilization f=d/c %
RECEIPTS						
Exchequer releases	101,118,762,248.00	23,552,749,063	124,671,511,311.	120,462,591,404	4,208,919,907	97%
Proceeds from Domestic and Foreign grants	-	-	-	-	-	0.00%
Proceeds from sale of Assets	4,627,385.25	6,505,462	11,132,847	16,000,000	(4,867,153)	144%
Other Receipts	1,288,302,750.00	800,234,250	2,088,537,000	1,272,681,825	815,855,175	61%
Total Receipts	102,411,692,383.25	24,359,488,775	126,771,181,158	121,751,273,229	5,019,907,929	96%
PAYMENTS						
Compensation of Employees	69,536,457,948.00	19,913,742,052	89,450,200,000	89,810,141,829	(359,941,829)	100%
Use of goods and services	29,475,535,289.00	2,530,489,518	32,006,024,807	27,973,261,222	4,032,763,585	87%
Transfers to Other Government Units	2,518,248,000.00	1,336,261,000	3,854,509,000	3,069,503,133	785,005,867	80%
Other grants and transfers	8,622,000.00	2,126,000	10,748,000	10,567,828	180,172	98%
Social Security Benefits	10,229,181.00	3,409,727	13,638,908	3,835,220	9,803,688	28%
Acquisition of Assets	862,599,965.25	573,460,478	1,436,060,443	928,780,214	507,280,229	65%
Totals	102,411,692,383.25	24,359,488,775	126,771,181,158	121,796,089,446	4,975,091,712	96%
Surplus/Deficit	-	-	-	(44,816,217)	44,816,217	

Notes: 1. over collection was occasioned by increased activities at KESAL.

- Under collection of the receipts was as a result of restriction of movement due to Covid-19.
- Underutilisation on use of goods and services by 13% was occasioned by low funding of Exchequer as a result of Covid-1 Pandemic.
- The under Expenditure under Transfer to other Government was due to lack of Exchequer.
- Underutilisation of social benefit of 72% was as a result of decrease in maturity gratuity payment.
- Under expenditure of 35% under acquisition of assets as a result of lack of Exchequer.

Principal Secretary

Dr. (Eng.) Karanja Kibicho, CBS

Senior Assistant Accountant General

James K. Karori ICPAK No. 3972

STATE DEPARTMENT FOR INTERIOR


Reports and Financial Statements
For the year ended June 30, 2020

X SUMMARY STATEMENT OF APPROPRIATION: DEVELOPMENT

Receipt/Expense Item	Original Budget a	Adjustments b	Final Budget c=a+b	Actual on Comparable Basis d	Budget Utilization Difference e=c-d	% of Utilization f=d/c %
RECEIPTS						
Exchequer releases	10,047,176,163	(1,382,532,678)	8,664,643,485	8,556,619,109	108,024,376	99%
Transfers from Other Government Entities	-	-	-	-	-	-
Proceeds from Domestic and foreign Grants	50,000,000.00	(50,000,000.00)	-	-	-	0.00%
Total Receipts	10,097,176,163	(1,432,532,678)	8,664,643,485	8,556,619,109	108,024,376	99%
PAYMENTS						
Compensation of Employees	-	-	-	-	-	-
Use of goods and services	1,165,000,000	1,398,159,088	2,563,159,088	2,594,755,334	(31,596,246)	101 %
Transfers to Other Government Units	400,000,000	69,967,322	469,967,322	431,248,308	38,719,014	92%
Other grants and transfers	-	-	-	-	-	-
Social Security Benefits	-	-	-	-	-	-
Acquisition of Assets	8,532,176,163	(2,900,659,088)	5,631,517,075	5,429,134,864	202,382,211	96%
Grand Total	10,097,176,163	(1,432,532,678)	8,664,643,485	8,455,138,506	209,504,979	98%
Surplus/Deficit				101,480,604	(101,480,604)	


The entity financial statements were approved on _____

2020 and signed by:



Principal Secretary

Dr. (Eng.) Karanja Kibicho, CBS



Senior Assistant Accountant General

James K. Karori

Reports and Financial Statements
For the year ended June 30, 2020

XI. BUDGET EXECUTION BY PROGRAMMES AND SUB-PROGRAMMES

Programme /Sub-programme	Description	Original Budget		Adjustments		Final Budget		Actual on comparable basis		Budget utilization difference	
		2019-2020	Kshs	2019-2020	Kshs	2019-2020	Kshs	2019-2020	Kshs	2019-2020	Kshs
0601000	Policing services										
0601010	Kenya police	46,664,932,670.00		(869,361,655.00)		45,795,571,015.00		46,415,574,812.40		(620,003,797.40)	
0601020	Administration police Services	37,114,583,106.00		(1,835,760,473.00)		35,278,822,633.00		32,801,205,991.90		2,477,616,641.10	
0601030	Criminal investigation Services	7,111,645,561.00		1,419,899,762.00		8,531,545,323.00		8,120,912,315.95		410,633,007.05	
0601040	General Paramilitary Services	9,501,288,218.00		13,948,631.00		9,515,236,849.00		9,127,177,507.30		388,059,341.70	
	SUB TOTAL	100,392,449,555.00		(1,271,273,735.00)		99,121,175,820.00		96,464,870,627.55		2,656,305,192.45	
0602000	Planning Policy Coordination and support Services										
0602010	Planning and field Administration Services	28,222,158,535.00		(2,256,590,024.00)		25,965,568,511.00		24,074,545,110.50		1,891,023,400.50	
0602020	Betting Control and Lottery Policy Services	112,174,587.00		(21,365,474.00)		90,809,113.00		83,775,756.20		7,033,356.80	
0602030	Disaster risk reduction	37,812,361.00		(9,815,032.00)		27,997,329.00		22,111,260.20		5,886,068.80	
0602040	National Campaign against Drug and Substance Abuse	336,240,000.00		200,000,000.00		536,240,000.00		536,240,000.00		-	
0602050	Peace building and national cohesion	383,580,000.00		0.00		383,580,000.00		383,580,000.00		-	
0602060	Special initiatives	10,471,914.00		(4,409,313.00)		6,062,601.00		1,428,349.40		4,634,251.60	
0602070	NGO Regulatory Services	183,885,700.00		118,800,000.00		302,685,700.00		301,117,525.00		1,568,175.00	
0602080	Government Chemist Services	361,356,535.00		(22,182,972.00)		339,173,563.00		329,398,479.85		9,775,083.15	
0602090	Crime Research	144,688,400.00		7,245,000.00		151,933,400.00		151,933,400.00		-	
	SUB TOTAL	29,792,368,032.00		(1,988,317,815.00)		27,804,050,217.00		25,884,129,881.15		1,919,920,335.85	
0603000	Government Printing									0.00	
0603010	Government printing	939,500,000.00		(164,736,937.00)		774,763,063.00		640,778,813.85		133,984,249.15	
	SUB TOTAL	939,500,000.00		(164,736,937.00)		774,763,063.00		640,778,813.85		133,984,249.15	

STAE DEFAKIMENI FOK INLEKUK
 Reports and Financial Statements
 For the year ended June 30, 2020

Programme /Sub-programme	Description	Original Budget 2019-2020	Adjustments 2019-2020	Final Budget 2019-2020	Actual on comparable basis 2019-2020	Budget utilization difference 2019-2020
0625010	Road Safety	2,460,000,000.00	-	2,900,767,322.00	2,081,498,308.00	819,269,014.00
	SUB TOTAL	2,460,000,000.00	-	2,900,767,322.00	2,081,498,308.00	819,269,014.00
0605000	Population Management Services					
0605010	Population registration Bureau	3,765,919,865.00	(307,572,682.00)	3,458,347,183.00	3,406,245,269.45	52,101,913.55
0605020	Civil Registration Services	982,323,631.00	(107,187,461.00)	875,134,170.00	976,657,179.95	(101,523,009.95)
0626030	Integrated Personal Registration Services	2,138,556,504.00	(1,636,969,636.00)	501,586,868.00	797,047,872.00	(295,461,004.00)
	SUB TOTAL	6,886,800,000.00	2,051,731,779.00	4,835,068,221.00	5,179,950,321.40	(344,882,100.40)
GRAND TOTAL		140,471,117,587.00	(5,476,060,266.00)	135,435,824,643.00	130,251,227,951.95	5,184,596,691.05

(NB: This statement is a disclosure statement indicating the utilisation in the same format at the Entity's budgets which are programme based.)

XII. SIGNIFICANT ACCOUNTING POLICIES

The principle accounting policies adopted in the preparation of these financial statements are set out below:

1. Statement of compliance and basis of preparation

The financial statements have been prepared in accordance with Cash-basis IPSAS financial reporting under the cash basis of Accounting, as prescribed by the PSASB and set out in the accounting policy notes below.

This cash basis of accounting has been supplemented with accounting for; a) receivables that include imprests and salary advances and b) payables that include deposits and retentions. The receivables and payables are disclosed in the Statement of Assets and Liabilities. The Statement of Assets and Liabilities is not mandatory statement under the IPSAS Cash basis but is encouraged in order to disclose information on assets and liabilities.

The financial statements are presented in Kenya Shillings, which is the functional and reporting currency of the entity all values are rounded to the nearest Kenya Shilling. The accounting policies adopted have been consistently applied to all the years presented.

The financial statements comply with and conform to the form of presentation prescribed by the PSASB.

2. Reporting entity

The financial statements are for the State Department For Interior. The financial statements encompass the reporting entity as specified under section 81 of the PFM Act 2012 and also comprise of the following development projects implemented by the entity:

3. Recognition of receipts and payments

a) Recognition of receipts

The Entity recognizes all receipts from the various sources when the event occurs and the related cash has actually been received by the entity.

- **Tax receipts**

Tax Receipts is recognized in the books of accounts when cash is received. Cash is considered as received when notification of tax remittance is received.

SIGNIFICANT ACCOUNTING POLICIES

- **Transfers from the Exchequer**

Transfer from Exchequer is recognized in the books of accounts when cash is received. Cash is considered as received when payment instruction is issued to the bank and notified to the receiving entity.

- **External Assistance**

External assistance is received through grants and loans from multilateral and bilateral development partners.

Donations and grants

Grants and donations shall be recognized in the books of accounts when cash is received. Cash is considered as received when a payment advice is received by the recipient entity or by the beneficiary. In case of grant/donation in kind, such grants are recorded upon receipt of the grant item and upon determination of the value. The date of the transaction is the value date indicated on the payment advice.

Proceeds from borrowing

Borrowing includes Treasury bill, treasury bonds, corporate bonds; sovereign bonds and external loans acquired by the entity or any other debt the Entity may take on will be treated on cash basis and recognized as receipts during the year of receipt.

Undrawn external assistance

These are loans and grants at reporting date as specified in a binding agreement and relate to funding for projects currently under development where conditions have been satisfied or their ongoing satisfaction is highly likely and the project is anticipated to continue to completion. During the year ended 30th June 2020, there were no instances of non-compliance with terms and conditions which have resulted in cancellation of external assistance loans.

- **Other receipts**

These include Appropriation-in-Aid and relates to receipts such as proceeds from disposal of assets and sale of tender documents. These are recognized in the financial statements the time associated cash is received.

b) Recognition of payments

The entity recognizes all expenses when the event occurs and the related cash has actually been paid out by the entity.

- **Compensation of employees**

Salaries and Wages, Allowances, Statutory Contribution for employees are recognized in the period when the compensation is paid.

SIGNIFICANT ACCOUNTING POLICIES

- **Use of goods and services**

Goods and services are recognized as payments in the period when the goods/services are consumed and paid for. Such expenses, if not paid during the period where goods/services are consumed, shall be disclosed as pending bills.

- **Interest on borrowing**

Borrowing costs that include interest are recognized as payment in the period in which they incurred and paid for.

- **Repayment of borrowing (principal amount)**

The repayment of principal amount of borrowing is recognized as payment in the period in which the repayment is made.

- **Acquisition of fixed assets**

The payment on acquisition of property plant and equipment items is not capitalized. The cost of acquisition and proceeds from disposal of these items are treated as payments and receipts items respectively. Where an asset is acquired in a non-exchange transaction for nil or nominal consideration and the fair value of the asset can be reliably established, a contra transaction is recorded as receipt and as a payment.

A fixed asset register is maintained by each public entity and a summary provided for purposes of disclosure. This summary is disclosed as an annexure to the entity's financial statements.

4. **In-kind contributions**

In-kind contributions are donations that are made to the State Department For Interior in the form of actual goods and/or services rather than in money or cash terms. These donations may include vehicles, equipment or personnel services. Where the financial value received for in-kind contributions can be reliably determined, the State Department For Interior includes such value in the statement of receipts and payments both as receipts and as an expense in equal and opposite amounts; otherwise, the contribution is not recorded.

5. **Cash and cash equivalents**

Cash and cash equivalents comprise cash on hand and cash at bank, short-term deposits on call and highly liquid investments with an original maturity of three months or less, which are readily convertible to known amounts of cash and are subject to insignificant risk of changes in value. Bank account balances include amounts held at the Central Bank of Kenya and at various commercial banks at the end of the financial year.

SIGNIFICANT ACCOUNTING POLICIES

Restriction on cash

Restricted cash represents amounts that are limited /restricted from being used to settle a liability for at least twelve months after the reporting period. This cash is limited for direct use as required by stipulation.

Amounts maintained in deposit bank accounts are restricted for use in refunding third party deposits. As at 30th June 2020, this amounted to Kshs 568,027,540 compared to Kshs 605,551,629.05 in prior period as indicated on note 22A.

There were no other restrictions on cash during the year

6. Accounts Receivable

For the purposes of these financial statements, imprests and advances to authorized public officers and/or institutions which were not surrendered or accounted for at the end of the financial year are treated as receivables. This is in recognition of the government practice where the imprest payments are recognized as payments when fully accounted for by the imprest or AIE holders. This is an enhancement to the cash accounting policy. Other accounts receivables are disclosed in the financial statements.

STATE DEPARTMENT FOR INTERIOR
 Reports and Financial Statements
 For the year ended June 30, 2020

XIII. NOTES TO THE FINANCIAL STATEMENTS

1 TAX REVENUES

	2019-2020	2018-2019
	Kshs	Kshs
Taxes on Income, Profits and Capital Gains	-	-
Taxes on Property	-	-
Taxes on Goods and Services	-	-
Taxes on International Trade and Transactions	-	-
Other Taxes (not elsewhere classified)	-	-
Total	-	-

2 SOCIAL SECURITY CONTRIBUTIONS

	2019-2020	2018-2019
	Kshs	Kshs
Receipts for Health Insurance Contribution	-	-
Receipts to NHIF for Health Insurance Contributions	-	-
Receipts from Govt Employees to Social & Welfare Schemes in Govt	-	-
	-	-
Total	-	-

3 PROCEEDS FROM DOMESTIC AND FOREIGN GRANTS

Name of Donor	Date received	Amount in foreign currency	2019-2020	2018-2019
			Kshs	Kshs
Grants Received from Bilateral Donors (Foreign Governments)				
	-	-	-	-
	-	-	-	-
Grants Received from Multilateral Donors (International Organisations)				
	-	-	-	-
	-	-	-	-

NOTES TO THE FINANCIAL STATEMENTS (Continued)

4 EXCHQUER RELEASES


Description	2019-2020	2018-2019
	Kshs	Kshs
Total Exchequer Releases for quarter 1	26,735,505,610	23,126,555,500
Total Exchequer Releases for quarter 2	35,928,972,096	31,626,379,500
Total Exchequer Releases for quarter 3	33,384,857,166	26,002,704,400
Total Exchequer Releases for quarter 4	32,969,875,641	55,687,371,600
Total	129,019,210,513	136,443,011,000

5 TRANSFERS FROM OTHER GOVERNMENT ENTITIES

Description	2019-2020	2018-2019
	Kshs	Kshs
Transfers from Central government entities	-	-
Transfers from Counties	-	-
TOTAL	-	-

5a) TRANSFERS FROM OTHER GOVERNMENT ENTITIES

Description	Recurrent	Development	Total
	Kshs	Kshs	Kshs
Transfers from Central government entities	-	-	-
Transfers from Counties	-	-	-
TOTAL	-	-	-



NATIONAL DEPARTMENT FOR INTERIOR
Reports and Financial Statements
for the year ended June 30, 2020

NOTES TO THE FINANCIAL STATEMENTS (Continued)

6 PROCEEDS FROM DOMESTIC BORROWINGS

	2019-2020	2018-2019
	Kshs	Kshs
Borrowing within General Government	-	-
Borrowing from Monetary Authorities (Central Bank)	-	-
Other Domestic Depository Corporations (Commercial Banks)	-	-
Borrowing from Other Domestic Financial Institutions	-	-
Borrowing from Other Domestic Creditors	-	-
Total	-	-

7 PROCEEDS FROM FOREIGN BORROWINGS

	2019-2020	2018-2019
	Kshs	Kshs
Foreign Borrowing – Draw-downs Through Exchequer	-	-
Foreign Borrowing - Direct Payments	-	-
Foreign Currency and Foreign Deposits	-	-
Total	-	-

8 PROCEEDS FROM SALE OF ASSETS

	2019-2020	2018-2019
	Kshs	Kshs
Receipts from the Sale of Buildings	-	-
Receipts from the Sale of Vehicles and Transport Equipment	-	-
Receipts from the Sale Plant Machinery and Equipment	-	-
Receipts from Sale of Certified Seeds and Breeding	-	-
Receipts from the Sale of Strategic Reserves Stocks	-	-
Receipts from the Sale of Inventories, Stocks and Land	16,000,000	5,857,250
Receipts from the Sale of Non-Produced Assets	-	-
Receipts from the Sale of Strategic Reserves Stocks	-	-
Total	16,000,000	5,857,250

STATE DEPARTMENT FOR INTERIOR
Reports and Financial Statements
For the year ended June 30, 2020

NOTES TO THE FINANCIAL STATEMENTS (Continued)

9 REIMBURSEMENTS AND REFUNDS

	2019-2020	2018-2019
	Kshs	Kshs
Refund from World Food Programme (WFP)	-	-
Reimbursement of Audit Fees	-	-
Reimbursement on Messing Charges (UNICEF)	-	-
Reimbursement from World Bank – ECD	-	-
Reimbursement from Individuals and Private Organisations	-	-
Reimbursement from Local Government Authorities	-	-
Reimbursement from Statutory Organisations	-	-
Reimbursement within Central Government	-	-
Reimbursement Using Bonds	-	-
Total	-	-

10 RETURNS OF EQUITY HOLDINGS

	2019-2020	2018-2019
	Kshs	Kshs
Returns of Equity Holdings in Domestic Organisations	-	-
Returns of Equity Holdings in International Organisations	-	-
	-	-
Total	-	-

STATE DEPARTMENT FOR INTERIOR

Reports and Financial Statements

For the year ended June 30, 2020

NOTES TO THE FINANCIAL STATEMENTS (Continued)

11 OTHER REVENUES

	2019-2020	2018-2019
	Kshs	Kshs
Interest Received		
Profits and Dividends		
Rents		
Other Property Income		
Sales of Market Establishments		
Receipts from Administrative Fees and Charges	33,431,825	
Receipts from Administrative Fees and Charges - Collected as AIA	1,239,250,000	62,000,0000
Receipts from Incidental Sales by Non-Market Establishments		
Receipts from Sales by Non-Market Establishments		
Receipts from Sale of Incidental Goods		
Fines Penalties and Forfeitures		
Receipts from Voluntary transfers other than grants		
Other Receipts Not Classified Elsewhere		
Total	1,272,681,825	62,000,000

12 COMPENSATION OF EMPLOYEES

	2019-2020	2018-2019
	Kshs	Kshs
Basic salaries of permanent employees	50,661,271,521	48,308,168,080
Basic wages of temporary employees	96,503,693	96,179,246
Personal allowances paid as part of salary	39,052,366,616	33,286,741,892
Personal allowances paid as reimbursements	-	-
Employer Contributions Compulsory national health insurance schemes		
Total	89,810,141,829	81,691,089,219

STATE DEPARTMENT FOR INTERIOR
Reports and Financial Statements
For the year ended June 30, 2020

NOTES TO THE FINANCIAL STATEMENTS (Continued)

13 USE OF GOODS AND SERVICES

	2019-2020	2018-2019
	Kshs	Kshs
Utilities, supplies and services	1,322,172,770	1,943,761,024
Communication, supplies and services	96,019,649	173,485,391
Domestic travel and subsistence	1,289,492,799.00	1,657,435,538
Foreign travel and subsistence	8,601,422	28,513,098
Printing, advertising and information supplies & services	8,066,861	399,009,862
Rentals of produced assets	244,150,169	919,395,249
Training expenses	163,961,381	610,184,826
Hospitality supplies and services	1,273,966,442	3,710,210,466
Insurance costs	4,776,223,794	6,549,374,733
Specialized materials and services	6,861,006,317	6,351,853,329
Office and general supplies and services	305,332,363	423,391,928
Fuel Oil and Lubricants	1,492,309,712	1,630,275,012
Other operating expenses	11,748,210,936	11,067,987,738
Routine maintenance – vehicles and other transport equipment	737,115,243	777,068,482
Routine maintenance – other assets	241,386,695	246,197,614
Total	30,568,016,555	36,488,144,291

14 SUBSIDIES

Description	2019-2020	2018-2019
	Kshs	Kshs
Subsidies to Public Corporations		
<i>See list attached</i>	-	-
(insert name)	-	-
Subsidies to Private Enterprises		
<i>See list attached</i>	-	-
(insert name)	-	-
TOTAL	-	-

STATE DEPARTMENT FOR INTERIOR
 Reports and Financial Statements
 For the year ended June 30, 2020

NOTES TO THE FINANCIAL STATEMENTS (Continued)

15 GRANTS AND TRANSFERS TO OTHER GOVERNMENT ENTITIES

Description	2019-2020	2018-2019
	Kshs	Kshs
Transfers to National Government entities (SCOA Codes 2630100, 2630200, 2640400, 2640500, 2649900, 2820100, 2820200, 2820300)	3,069,503,133	684,008,626
See attached list		
Other Capital Grants and Transfers	431,248,308	89,437,140
TOTAL	3,500,751,441	773,445,766

NOTES TO THE FINANCIAL STATEMENTS (Continued)

16 OTHER GRANTS AND PAYMENTS

Explanation	2019-2020	2018-2019
	Kshs	Kshs
Membership dues and subscriptions to international organizations		
Scholarships and other educational benefits		
Emergency relief and refugee assistance	10,567,828	1,061,296,000
Grants to small businesses, cooperatives, and self employed		
Grants to foreign government		
Total	10,567,828	1,061,296,000

17 SOCIAL SECURITY BENEFITS

Explanation	2019-2020	2018-2019
	Kshs	Kshs
Government pension and retirement benefits	3,835,220	2,128,568
Social security benefits in cash and in kind		
Employer Social Benefits in cash and in kind		
Total	3,835,220	2,128,568

STATE DEPARTMENT FOR INTERIOR
Reports and Financial Statements
For the year ended June 30, 2020

NOTES TO THE FINANCIAL STATEMENTS (Continued)

18 ACQUISITION OF ASSETS

Non-Financial Assets	2019-2020	2018-2019
	Kshs	Kshs
Purchase of Buildings		
Construction of Buildings	1,628,254,133	1,250,082,026
Refurbishment of Buildings	179,260,542	272,831,488
Construction of Roads	-	
Construction and Civil Works	138,175,620	215,319,400
Overhaul and Refurbishment of Construction and Civil Works	32,934,653	-
Purchase of Vehicles and Other Transport Equipment	281,526,214	69,965,057
Overhaul of Vehicles and Other Transport Equipment	35,639,289	72,343,596
Purchase of Household Furniture and Institutional Equipment	5,275,697	7,629,616
Purchase of Office Furniture and General Equipment	37,785,692	107,435,382
Purchase of ICT Equipment, Software and Other ICT Assets	-	-
Purchase of Specialized Plant, Equipment and Machinery	4,014,650,913	14,233,393,818
Rehabilitation and Renovation of Plant, Machinery and Equip.	3,412,326	7,320,110
Purchase of Certified Seeds, Breeding Stock and Live Animals	1,000,000	972,000
Research, Studies, Project Preparation, Design & Supervision	-	424,688
Rehabilitation of Civil Works	-	
Acquisition of Strategic Stocks and commodities	-	
Acquisition of Land	-	20,000,000
Acquisition of Intangible Assets	-	
Sub-total	6,357,915,078	16,257,717,182
Financial Assets		
Domestic Public Non-Financial Enterprises		
Domestic Public Financial Institutions		
Foreign financial Institutions operating Abroad		
Other Foreign Enterprises		
Foreign Payables - From Previous Years		
Sub-total	-	
Total	6,357,915,078	16,257,717,182

STATE DEPARTMENT FOR INTERIOR
Reports and Financial Statements
For the year ended June 30, 2020

NOTES TO THE FINANCIAL STATEMENTS (Continued)

19 FINANCE COSTS, INCLUDING LOAN INTEREST

Explanation	2019-2020	2018-2019
	Kshs	Kshs
Interest Payments on Foreign Borrowings		-
Interest Payments on Guaranteed Debt Taken over by Govt		-
Interest on Domestic Borrowings (Non-Govt)		-
Interest on Borrowings from Other Government Units		-
Total		-

20 REPAYMENT OF PRINCIPAL ON DOMESTIC LENDING AND ON-LENDING

Explanation	2019-2020	2018-2019
	Kshs	Kshs
Principal repayments on domestic loans		-
Principal repayments on Guaranteed Debt taken over by Government		-
Repayments on borrowings from other domestic creditors		-
Repayment of Principal from Foreign Lending & On – Lending		-
Total		-

21 OTHER EXPENSES

	2019-2020	2018-2019
	Kshs	Kshs
Budget Reserves		-
Civil Contingency Reserves		-
Other expenses		-
		-

STATE DEPARTMENT FOR INTERIOR
Reports and Financial Statements
For the year ended June 30, 2020

NOTES TO THE FINANCIAL STATEMENTS (Continued)

22A: BANK ACCOUNTS

Name of Bank, Account No. & currency	Amount in bank account currency	Indicate whether recurrent, Development, deposit etc.	Exc rate (if in foreign currency)	2019-2020	2018-2019
				Kshs	Kshs
Central Bank of Kenya 100209682	Kshs	Recurrent	1	85,940,500	2,478,224,900
Central Bank of Kenya 1000209658	Kshs	Development	1	1,062,692,688	900,195,787
Central Bank of Kenya 1000212543	Kshs	Deposit	1	568,027,540	605,551,629
Total				1,716,660,728	3,983,972,316

22B: CASH IN HAND

	2019-2020	2018-2019
	Kshs	Kshs
Cash in Hand – Held in domestic currency	76,912,183	152,156,097
Cash in Hand – Held in foreign currency		
Total	76,912,183	152,156,097

Cash in hand should also be analyzed as follows:

	2019-2020	2018-2019
	Kshs	Kshs
Cash Office Harambee House	76,912,183	152,156,097
Total	76,912,183	152,156,097

STATE DEPARTMENT FOR INTERIOR
 Reports and Financial Statements
 For the year ended June 30, 2020

NOTES TO THE FINANCIAL STATEMENTS (Continued)

23: ACCOUNTS RECEIVABLE - OUTSTANDING IMPRESTS

Description	2019-2020	2018-2019
	Kshs	Kshs
Government Imprests	338,100	22,722,169
Salary advances	-	
District suspense	96,759,506	40,511,533
Clearance accounts	-	
Total	97,097,606	63,233,701

24. ACCOUNTS PAYABLE

Description	2019-2020	2018-2019
	Kshs	Kshs
Deposits	568,027,540	605,551,629
Total	568,027,540	605,551,629

25. FUND BALANCE BROUGHT FORWARD

Description	2019-2020	2018-2019
	Kshs	Kshs
Bank accounts	3,983,972,316	3,660,280,370
Cash in hand	152,156,097	179,085,174
Accounts Receivables	63,233,701	745,317,220
Accounts Payables	(605,551,629)	(485,933,274)
Total	3,593,810,485	4,098,749,490

26. PRIOR YEAR ADJUSTMENT

Description	2019-2020	2018-2019
	Kshs	Kshs
Adjustments on bank account balances		
Adjustments on cash in hand		
Adjustments on payables		
Adjustments on receivables	(2,327,831,895)	(741,986,295)
Total	(2,327,831,895)	741,986,295

STATE DEPARTMENT FOR INTERIOR
 Reports and Financial Statements
 For the year ended June 30, 2020

27. CHANGES IN RECEIVABLE

Description	2019 - 2020	2018 - 2019
	KShs	KShs
Outstanding Imprest as at 1 st July 2019 (A)	22,722,169.00	3,330,925
Imprest issued during the year (B)	xxx	xxx
Imprest surrendered during the Year (C)	(22,384,069)	xxx
Net changes in account receivables D= A+B-C	338,100	3,330,925

28. CHANGES IN ACCOUNTS PAYABLE – DEPOSITS AND RETENTIONS

Description of the error	2019 - 2020	2018 - 2019
	KShs	KShs
Deposit and Retentions as at 1 st July 2019 (A)	605,551,629.05	485,933,273.85
Deposit and Retentions held during the year (B)	4,27,253,660.30	226,616,876.35
Deposit and Retentions paid during the Year (C)	4,284,777,748.95	106,998,812.00
Net changes in account receivables D= A+B-C	568,027,540.40	605,551,629.15

29. RELATED PARTY DISCLOSURES

Description	2019-2020	2018-2019
	Kshs	Kshs
Key Management compensation	46,961,747.00	33,861,744.00
<u>Transfers to related parties</u>		
Transfers to the Other Ministries Departments and Agencies		
Transfers to other State Corporations and Semi-Autonomous Government Agencies		
Transfers to Government Development Projects		
Transfer to Counties		
Transfers from other Ministries Departments and Agencies		
Transfer from Counties		

STATE DEPARTMENT FOR INTERIOR
 Reports and Financial Statements
 For the year ended June 30, 2020

30. OTHER IMPORTANT DISCLOSURES

30.1: PENDING ACCOUNTS PAYABLE (See Annex 1)

Description	2019-2020	2018-2019
	Kshs	Kshs
Construction of buildings		
Construction of civil works		
Supply of goods		
Supply of services		
TOTAL	3,803,126,660.37	4,374,388,258.85

Analysis of Accounts payable

See Attached list

30.2: LEGAL LIABILITIES-Ksh.1,919,858,882.95

1. Nairobi CMCC No. 2626 of 2008
 Peter Kinyanjui Ngenga Vs Attorney General
Amount: Kshs.2,222,359.00
 AG's Letter Ref: AG/GC/CP/218/02 dated 31st May, 2019

2. Nyeri CMCC No. 373 of 2010
 Joseph Maina Karimi Vs Attorney General
Amount: Kshs.557,247.00
 AG's Letter Ref: AG/GC/OP/463/10 dated 6th November, 2018

3. Wajir PMCC No. 22 of 2015
 Abdirizak Ibrahim Omar Vs Attorney General
Amount: Kshs.3,099,950.60
 AG's Letter Ref: AG/GC/OP/166/15 dated 24th May, 2019

4. Kitale CMCC No. 132 of 2014
 Cyrus Ndegwa Waweru Vs Attorney General & Another
Amount: Kshs.1,600,420.75
 AG's Letter Ref: AG/GC/IG/299/14 dated 13th November, 2018

STATE DEPARTMENT FOR INTERIOR
Reports and Financial Statements
For the year ended June 30, 2020

5. Winam MCC No. 414 of 2008
Patrick Onyango Vs Hon. Attorney General
Amount: Kshs.873,200.00
AG's Letter Ref: AG/GC/IG/558/08 dated 5th November, 2019

6. Nairobi HCPT No. 132 Consolidated with Nairobi HCPT No. 197 of 2012
Florence Amunga & Another Vs Attorney General & Another
Amount: Kshs.3,010,519.40
AG's Letter Ref: AG/CPT/MJ/108/11 dated 31st October, 2018

7. Limuru CMCC No. 318 of 2015
Grace Wanjiku Ngate & Another
Amount: Kshs.7,014,317.00
AG's Letter Ref: AG/GC/CP/472/09 dated 30th May, 2019

8. Nairobi HCPT No. 159 of 2015
Philip Tirop Kitur Vs Attorney General
Amount: Kshs.9,260,114.30
AG's Letter Ref: AG/CPT/CP/122/02 dated 22nd May, 2019

9. Nairobi HCC No. 463 of 2005 & Kisii Misc. Appl. No. 943 of 2007
Peter Makori Rianga Vs Attorney General
Amount: Kshs.12,411,493.95
AG's Letter Ref: AG/GC/OP/177/05, AG/GC/OP/137/07 and AG/JRP/CP/265/14
dated 28th September, 2018

10. Nairobi HCPT No. 25 of 2012
Wanyiri Kihoro Vs Attorney General
Amount: Kshs.952,170.30
AG's Letter Ref: AG/CPT/CP/122/15 dated 1st June, 2019

11. Keroka SRMCC No. 349 of 2010
Lawrence Marongo Anyega Vs Attorney General
Amount: Kshs.694,845.00
AG's Letter Ref: AG/GC/OP/280/10 dated 13th June, 2019

12. Eldoret CMCC No. 130 of 2014
Leah Nyaleso Aseka Vs Attorney General and Another
Amount: Kshs.2,616,752.80
AG's Letter Ref: AG/GC/OP/290/2014 dated 9th July, 2019

STATE DEPARTMENT FOR INTERIOR
Reports and Financial Statements
For the year ended June 30, 2020

13. Nairobi HCPT No. 375 of 2014
Kennedy Kinuthia and 3 Others Vs Attorney General
Amount: Kshs.12,676,383.60
AG's Letter Ref: AG/CPT/CP/283/14 dated 26th June, 2019
14. Nairobi CMCC No. 1663 of 2016
Julius Okang'a Omulando Vs Attorney General
Amount: Kshs.567,154.45
AG's Letter Ref: AG/GC/IG/33/16 dated 17th July, 2019
15. Embu H.C.M.A No. 4 of 2016 formerly Constitutional Petition No. 56 of 2009 and formerly Nairobi HCPT No. 697 of 2006
Musa Mohammed Dagane & 25 Others Vs Attorney General
Amount: Kshs.15,415,465.00
AG's Letter Ref: AG/JRP/CP/165/14 dated 27th May, 2019
16. Nakuru CMCC No. 1197B of 2016
Thomas Onserio Ongubo Vs Attorney General
Amount: Kshs.9,464,128.30
AG's Letter Ref: AG/GC/IG/396/16 dated 25th July, 2019
17. Kitui PMCC No. 422 of 2009
Justus Musee Mumbui Vs Attorney General
Amount: Kshs.1,319,901.40
AG's Letter Ref: AG/GC/CP/33/509 dated 22nd July, 2019
18. Bungoma CMCC No. 723 of 2009
Rufas K. Siyoi Vs Florence Chesebe & Attorney General
Amount: Kshs.3,249,027.40
AG's Letter Ref: AG/GC/IG/540/09 dated 22nd July, 2019
19. Nairobi CMCC No. 2756 of 2016
Wilson Arap Rotich Vs Attorney General
Amount: Kshs.1,709,132.50
AG's Letter Ref: AG/GC/CP/535/08 dated 22nd July, 2019

STATE DEPARTMENT FOR INTERIOR
Reports and Financial Statements
For the year ended June 30, 2020

20. Nairobi CMCC No. 2893 of 1992
Martin Wainaina Ngigi Vs Attorney General
Amount: Kshs.350,820.40
AG's Letter Ref: AG/JRP/IG/30/18 dated 22nd July, 2019
21. Nairobi HCPT No. 360, 361, 363, 364, 365 & 366 of 2014
Chege Kuria Vs Attorney General
Amount: Kshs.45,178,860.90
AG's Letter Ref: AG/CPT/OP/275/14, AG/CPT/OP/276/14, AG/CPT/OP/277/14,
AG/CPT/OP/278/14, AG/CPT/OP/279/14, AG/CPT/OP/280/14 &
AG/CPT/OP/281/14
dated 19th June, 2019
22. Nairobi CMCC No. 354 of 2016
Lie Wen Jie Vs Attorney General & 2 Others
Amount: Kshs.1,080,941.60
AG's Letter Ref: AG/CPT/OP/329 dated 18th June, 2019
23. Nairobi HCPT No. 376 of 2014
Irene Wangari & 6 Others Vs Attorney General
Amount: Kshs.28,828,225.00
AG's Letter Ref: AG/CPT/CP/285/16 dated 19th June, 2019
24. Kisumu CMCC No. 372 of 2010
Solomon Ouko Onyango Vs Attorney General & Another
Amount: Kshs.846,396.15
AG's Letter Ref: AG/GC/IG/482/10 dated 26th July, 2019
25. Meru HCPT No. 5 of 2011
Joseph Mwenda Mbuko Vs Attorney General & Others
Amount: Kshs.1,781,299.00
AG's Letter Ref: AG/GC/IG/420/11 dated 19th June, 2019
26. Nairobi HC Petition No. 240 of 2013 (JR No. 250 of 2016)
Justice Maurice Adongo Vs Attorney General
Amount: Kshs.666,667.00
AG's Letter Ref: AG/JRP/IG/123/16 dated 21st June, 2019

STATE DEPARTMENT FOR INTERIOR
Reports and Financial Statements
For the year ended June 30, 2020

27. Kisii HCPT No. 27 of 2016
Richard Moindi Vs Attorney General & Others
Amount: Kshs.150,000.00
AG's Letter Ref: AG/CPT/IG/294/16 dated 19th June, 2019
28. Kakamega HCCA No. 18 of 2012 & Vihiga SPMCC No. 44 of 2010
Nickson Majani Idagisa Vs Attorney General & Others
Amount: Kshs.1,206,843.00
AG's Letter Ref: AG/GC/IG/477/10 dated 1st August, 2019
29. Nakuru CMCC No.505 of 2004
Robert Ng'ang'a Mwangi Vs Attorney General & Others
Amount: Kshs.227,080.00
AG's Letter Ref: AG/GC/IG/551/04 dated 31st July, 2019
30. Nyeri CMCC No. 380 of 2011
Thomas Wanjohi Thumbi Vs Attorney General
Amount: Kshs.385,498.65
AG's Letter Ref: AG/GC/IG/418/11 dated 1st August, 2019
31. Nairobi CMCC No.5518 of 2007
Anthony Mutungi Kimeu Vs Gladhome Limited & the Attorney General
Amount: Kshs.287,830.00
AG's Letter Ref: AG/GC/IG/152/07 dated 6th August, 2019
32. Nairobi CMCC No.4011 of 2017
James Karuri Waititu Vs Inspector General of Police & 3 Others
Amount: Kshs.2,706,252.60
AG's Letter Ref: AG/GC/IG/100/17 dated 6th August, 2019
33. Nairobi CMCC No.3021 of 2017
Keziah Nyambura Wando Vs Attorney General
Amount: Kshs.1,191,108.80
AG's Letter Ref: AG/GC/CP/105/13 dated 8th August, 2019
34. Nairobi HCC No.15 of 2013
Annagherry Ltd Vs Attorney General
Amount: Kshs.653,240,325.00

STATE DEPARTMENT FOR INTERIOR
Reports and Financial Statements
For the year ended June 30, 2020

35. Nairobi HCPC No.94 of 2014
Kenneth Matiba Vs Attorney General
Amount: Kshs.522,016,152.10

36. Nairobi HCPT No.617 of 2013
Afrison Export & Import Ltd Vs Attorney General
Amount: Kshs.571,000,000.00

Total Amount:1,919,858,882.95

STATE DEPARTMENT FOR INTERIOR
 Reports and Financial Statements
 For the year ended June 30, 2020

29. PROGRESS ON FOLLOW UP OF AUDITOR RECOMMENDATIONS

The following is the summary of issues raised by the external auditor, and Management comments that were provided to the Auditor. We have nominated focal persons to resolve the various issues as shown below with the associated time frame within which we expect the issues to be resolved.


Reference No. on the external audit Report	Issue / Observations from Auditor	Management comments	Focal Point person to resolve the issue (Name and designation)	Status: (Resolved / Not Resolved)	Timeframe: (Put a date when you expect the issue to be resolved)
No.					
Para: 172	Para: 172 Pending Bills	2017/2018	Headquarters	Resolved	2018/2019 Financial year
Para : 173	Purchase of Helicopters - Tender No. NPS/AW/001/2016-2017	2017/2018	NPS	Response Provided	2018/2019 Financial year
Para: 174	Supply and Delivery of CQ 7.62mm General Purpose Machine Guns and AK-47 Rifles - Contract No. NPS/CFA/017/2016-2017	2017/2018	KPS	Response Provided	2018/2019 Financial year
Para 175	Proposed Grilled Masonry Perimeter Fencing Including Canopies at Kenya Police Headquarters and Vigilance House Annex Nairobi -Tender No. KPS/RT/A/3/2016-2017	2017/2018	KPS	Response Provided	2018/2019 Financial year
Para 176	Accounting Matters	2017/2018	Headquarters	Resolved	2018/2019 Financial year
1.	Use of expired contract	2018/2019	NPS	Response Provided	2019/2020 Financial year
2.	National Integrated Identity Management System(NIIMS)	2018/2019	HQS	Response Provided	2019/2020 Financial year
3.	Unsupported expenditure	2018/2019	HQS	Response Provided	2019/2020 Financial year
4.	Variances between	2018/2019	HQS	Response	2019/2020


STATE DEPARTMENT FOR INTERIOR

Reports and Financial Statements

For the year ended June 30, 2020

Reference No. on the external audit Report	Issue / Observations from Auditor	Management comments	Focal Point person to resolve the issue (Name and designation)	Status: (Resolved / Not Resolved)	Timeframe: (Put a date when you expect the issue to be resolved)
	the financial statement			Provided	Financial year
5.	Long outstanding Balances	2018/2019	ALL	Response Provided	2019/2020 Financial year
6.	Pending Bills	2018/2019	ALL	Response Provided	2019/2020 Financial year
7.	Outstanding Imprests	2018/2019	HQS	Response Provided	2019/2020 Financial year
8.	Failure to maintain Asset Register	2018/2019	HQS	Response Provided	2019/2020 Financial year
9.	Provision of comprehensive medical cover	2018/2019	NPS	Response Provided	2019/2020 Financial year
10.	Proposed Nyamarambe Police Post Residential Houses	2018/2019	KPS	Response Provided	2019/2020 Financial year
11.	Proposed completion of Kamukunji lines police station	2018/2019	KPS	Response Provided	2019/2020 Financial year
12.	Proposed Completion Of Pangani Police Station	2018/2019	KPS	Response Provided	2019/2020 Financial year
13.	Proposed Completion Of Central Police Lines	2018/2019	KPS	Response Provided	2019/2020 Financial year


Principal Secretary
Dr. (Eng.) Karanja Kibicho, CBS


Senior Assistant Accountant General
James K. Karori
ICPAK No: 3972

ANNEX 2 – SUMMARY OF FIXED ASSET REGISTER

Asset class	Historical Cost b/f (Kshs000) 2019-2020	Additions during the year (Kshs000)	Disposals during the year (Kshs000)	Historical Cost c/f (Kshs000) 20 19- 2020
Land				
Buildings and structures				
Transport equipment				
Office equipment, furniture and fittings				
ICT Equipment, Software and Other ICT Assets				
Other Machinery and Equipment				
Heritage and cultural assets				
Intangible assets				
Total				

STATE DEPARTMENT FOR INTERIOR

Reports and Financial Statements

For the year ended June 30, 2020

ANNEX 3 – ANALYSIS OF OUTSTANDING IMPRESTS AS AT 30.06.2020

**SEE ATTACHED
ANNEX 4 – LIST OF SCs, SAGAs AND PUBLIC FUNDS UNDER THE ENTITY**

Ref	SC, SAGA or Public Fund's name	Principal Activity of entity	Accounting Officer	Amount transferred during the year	Inter- entity reconciliations done?(yes/no)
1.	National Campaign Against Drug Abuse	To coordinate multi-Sectorial Campaign to prevent control and mitigate the impact of alcohol and drug abuse.	CEO	536,240,000	Awaits Confirmation
2.	National Cohesion and Integrations	To Promote National identity and values, mitigate ethno-political completion and motivated violence, eliminate discrimination on ethnic, racial and religious basis and promoter and promote National Reconciliation and healing	CEO	382,050,250	Awaits Confirmation
3.	National Crime Research centre	To carry out research into the causes of crime and prevention and disseminate research findings to Government agencies.	CEO	151,933,400	Awaits Confirmation
4.	National Transport and Safety Authority	To implement policies relating to road transport and safety	CEO	852,248,308	Awaits Confirmation
5.	Ngo Coordination Board	To facilitate and co-ordinate the work of all national and International NGO's operating in Kenya	CEO	267,685,700	Awaits Confirmation
6.	Private Security Regulatory Authority	To Provide a framework for cooperation between the private security companies and national security organs.	CEO	9,618,084	Awaits Confirmation
	TOTAL			2,199,775,742	

STATE DEPARTMENT FOR INTERIOR
Reports and Financial Statements
For the year ended June 30, 2020

ANNEX 7- REPORTS GENERATED FROM IFMIS

The following financial Reports Generated from IFMIS should be generated and attached as appendices to these financial statements.

- i. GOK IFMIS Comparison Trial Balance
- ii. FO30 (Bank reconciliations) for all bank accounts
- iii. GOK IFMIS Receipts and Payments Statement
- iv. GOK IFMIS Statement of Financial Position
- v. GOK IFMIS Statement of Cash Flows
- vi. GOK IFMIS Notes to the Financial Statements
- vii. GOK IFMIS Statement of Budget Execution
- viii. GOK IFMIS Statement of Deposits
- ix. GOK IFMIS Budget Execution by Programme and Economic Classification
- x. GOK IFMIS Budget Execution by Heads and Programmes



STATEMENT OF RECEIPTS AND PAYMENTS

Entity: 1021-State Department for Interior

Current Period: JUL-19 To JUN-20

Compare With: JUL-18 To JUN-19

	Note	Current Period	Previous Period
RECEIPTS			
Tax Receipts	1	0.00	0.00
Social Security Contribution	2	0.00	0.00
Proceeds from Domestic and Foreign Grants	3	0.00	0.00
Exchequer releases	4	129,019,210,513.35	136,443,011,066.00
Transfers from Other Government Entities	5	0.00	0.00
Proceeds from Domestic Borrowings	6	0.00	0.00
Proceeds from Foreign Borrowings	7	0.00	0.00
Proceeds from Sales of Assets	8	16,000,000.00	5,857,250.00
Reimbursements and Refunds	9	0.00	0.00
Returns of Equity Holdings	10	0.00	0.00
Other Receipts	11	1,272,681,825.00	62,000,000.00
TOTAL RECEIPTS		130,307,892,338.35	136,510,868,316.00
PAYMENTS			
Compensation of Employees	12	89,810,141,829.05	81,691,072,072.75
Use of goods and Services	13	30,568,016,555.25	36,490,115,783.35
Subsidies	14	0.00	0.00
Transfers to Other Government Units	15	3,500,751,441.00	773,445,765.50
Other Grants and Transfers	16	10,567,828.00	1,061,296,000.00
Social Security Benefits	17	3,835,220.20	2,128,568.30
Acquisition of Assets	18	6,357,915,078.45	16,257,458,181.85
Finance Costs, including Loan Interest	19	0.00	0.00
Repayment of Principal on Domestic and Foreign Borrowing	20	0.00	0.00
Other payments	21	0.00	0.00
TOTAL PAYMENTS		130,251,227,951.95	136,275,516,371.75
SURPLUS/DEFICIT		56,664,386.40	235,351,944.25

The Statement has been prepared, reviewed and approved by the following:

Prepared By: _____

Date: _____

Reviewed By: _____

Date: _____

Approved By: _____

Date: _____



Statement of Financial Position

Entity: 1021-State Department for Interior

Current Period: JUL-19 To JUN-20

Compare With: JUL-18 To JUN-19

	Note	Current Period	Previous Period
		Kshs	Kshs
FINANCIAL ASSETS			
Cash and Cash Equivalents			
Bank Balances	22A	(361,445,365,933.30)	(296,560,757,837.55)
Cash Balances	22B	336,183,543,750.35	345,621,099,646.90
Total Cash And Cash Equivalents		(25,261,822,182.95)	49,060,341,809.35
Accounts Receivables - Outstanding Imprest and Clearence Accounts	23	16,988,193,998.05	15,117,868,373.00
TOTAL FINANCIAL ASSETS		(8,273,628,184.90)	64,178,210,182.35
Financial Liabilities			
Accounts Payables - Deposits	24	117,563,400,626.30	190,065,842,520.95
NET FINANCIAL ASSETS		(125,837,028,811.20)	(125,887,632,338.60)
REPRESENTED BY			
Fund Balance b/fwd	25	(125,887,632,338.60)	(126,093,287,772.50)
Prior Year Adjustment	26	0.00	0.00
Surplus/Deficit for the Year		56,664,386.40	235,351,944.25
NET FINANCIAL POSITION		(125,830,967,952.20)	(125,857,935,828.25)

The Statement has been prepared, reviewed and approved by the following:

Prepared By: _____

Date: _____

Reviewed By: _____

Date: _____

Approved By: _____

Date: _____



STATEMENT OF CASH FLOW

Entity: 1021-State Department for Interior

Current Period: JUL-19 To JUN-20

Compare With: JUL-18 To JUN-19

	Note	Current Period	Previous Period
		Kshs	Kshs
Receipts and operating income			
Tax Receipts	1	0.00	0.00
Social Security Contribution	2	0.00	0.00
Proceeds from Domestic and Foreign Grants	3	0.00	0.00
Exchequer releases	4	129,019,210,513.35	136,443,011,066.00
Transfers from Other Government Entities	5	0.00	0.00
Reimbursements and Refunds	9	0.00	0.00
Returns of Equity Holdings	10	0.00	0.00
Other Receipts	11	1,272,681,825.00	62,000,000.00
Payments for Operating Expenses			
Compensation of Employees	12	89,810,141,829.05	81,691,072,072.75
Use of goods and Services	13	30,568,016,555.25	36,490,115,783.35
Subsidies	14	0.00	0.00
Transfers to Other Government Units	15	3,500,751,441.00	773,445,765.50
Other Grants and Transfers	16	10,567,828.00	1,061,296,000.00
Social Security Benefits	17	3,835,220.20	2,128,568.30
Finance Costs, including Loan Interest	19	0.00	0.00
Other payments	21	0.00	0.00
Adjusted for :			
Adjustments during the year		(74,372,767,519.70)	86,384,053,606.30
Prior year adjustments		0.00	0.00
Net Cash From Operating Activities	A	(67,974,188,054.85)	102,871,006,482.40
Cash Flow From Investing Activities			
Proceeds from Sales of Assets	8	16,000,000.00	5,857,250.00
Acquisition of Assets	18	6,357,915,078.45	16,257,458,181.85
Net Cash Flow From Investing Activities	B	(6,341,915,078.45)	(16,251,600,931.85)
Cash Flow From Borrowing Activities			
Proceeds from Domestic Borrowings	6	0.00	0.00
Proceeds from Foreign Borrowings	7	0.00	0.00
Repayment of Principal on Domestic and Foreign Borrowing	20	0.00	0.00
Net Cash Flow From Financing Activities	C	0.00	0.00
NET INCREASE IN CASH AND CASH EQUIVALENT	A+B+C	(74,316,103,133.30)	86,619,405,550.55
Cash and Cash Equivalent at BEGINNING of The Year		49,060,341,809.35	(37,529,367,230.85)
Cash and Cash Equivalent at END of The Year	22A+22B	(25,261,822,182.95)	49,060,341,809.35

The Statement has been prepared, reviewed and approved by the following:

Prepared By: _____

Date: _____

Reviewed By: _____

Date: _____

Approved By: _____

Date: _____



NOTES TO THE FINANCIAL STATEMENTS

Entity: 1021-State Department for Interior

Current Period: JUL-19 To JUN-20

Compare With: JUL-18 To JUN-19

1 Tax Receipts

Item Description	Item Code	Current Period	Previous Period
		Kshs	Kshs
Taxes on Income, Profits and Capital Gains	1110000	0.00	0.00
Taxes on Payroll and Workforce	1120000	0.00	0.00
Taxes on Property	1130000	0.00	0.00
Taxes on Goods and Services	1140000	0.00	0.00
Taxes on International Trade and Transactions	1150000	0.00	0.00
Other Taxes (not elsewhere classified)	1160000	0.00	0.00
TOTAL		0.00	0.00

2 Social Security Contribution

Item Description	Item Code	Current Period	Previous Period
		Kshs	Kshs
Health Insurance Contribution	1210100	0.00	0.00
NHIF Health Insurance Contributions	1210200	0.00	0.00
Contributions from Govt. Employees for Social & Welfare Schemes	1210300	0.00	0.00
TOTAL		0.00	0.00

3 Proceeds from Domestic and Foreign Grants

Item Description	Item Code	Current Period	Previous Period
		Kshs	Kshs
Grants from Foreign Governments	1310000	0.00	0.00
Grants from International Organisations	1320000	0.00	0.00
TOTAL		0.00	0.00

4 Exchequer releases

Item Description	Item Code	Current Period	Previous Period
		Kshs	Kshs
Exchequer Releases/ Provisioning Account	9910201	129,019,210,513.35	136,443,011,066.00
TOTAL		129,019,210,513.35	136,443,011,066.00

5 Transfers from Other Government Entities

Item Description	Item Code	Current Period	Previous Period
		Kshs	Kshs
Grants received by Central Govt from General Govt units	1330100	0.00	0.00
Grants Received from General Govt units by Local Authorities	1330200	0.00	0.00
Grants to Fund Accounts from Central Govt Budget	1330300	0.00	0.00
Grants to other General Govt units from General Govt units	1330400	0.00	0.00
TOTAL		0.00	0.00

6 Proceeds from Domestic Borrowings

Item Description	Item Code	Current Period	Previous Period
		Kshs	Kshs
Borrowing within General Government	5110100	0.00	0.00
Borrowing from Monetary Authorities (Central Bank)	5110200	0.00	0.00
Other Domestic Depository Corporations (Commercial Banks)	5110300	0.00	0.00
Borrowing from Other Domestic Financial Institutions	5110400	0.00	0.00
Borrowing from Other Domestic Creditors	5110500	0.00	0.00
TOTAL		0.00	0.00

7 Proceeds from Foreign Borrowings

Item Description	Item Code	Current Period	Previous Period
Foreign Borrowings - Drawdowns through Exchequer	5120100	Kshs	Kshs
Foreign Borrowing-Direct Payments	5120200	0.00	0.00
Foreign Currency and Foreign Deposits	5120300	0.00	0.00
Other Foreign Accounts Payable	5120400	0.00	0.00
TOTAL		0.00	0.00

8 Proceeds from Sales of Assets

Item Description	Item Code	Current Period	Previous Period
Receipts from the Sale of Buildings - Paid to Exchequer	3510100	Kshs	Kshs
Receipts from the Sale of Buildings	3510200	0.00	0.00
Receipts from sale of other st	3510300	0.00	0.00
Receipts from the Sale of Vehicles and Transport Equipment - Paid to Exchequer	3510500	0.00	0.00
Receipts from the Sale of Vehicles and Transport Equipment	3510600	0.00	0.00
Receipts from the Sale of Plant Machinery and Equipment - Paid to Exchequer	3510700	0.00	0.00
Receipts from the Sale Plant Machinery and Equipment	3510800	0.00	0.00
Receipts from Sale of Certified Seeds and Breeding Stock - Paid to Exchequer	3510900	0.00	0.00
Receipts from Sale of Certified Seeds and Breeding Stock	3511000	0.00	0.00
Receipts from the Sale of Strategic Reserves Stocks	3520100	0.00	0.00
Receipts from the Sale of Other Inventories, Stocks, and Commodities	3520200	16,000,000.00	0.00
Receipts from the Sale of Inventories, Stocks and Commodities	3520300	0.00	5,857,250.00
Receipts from the Sale of Land	3540100	0.00	0.00
Receipts from the Sale of Other Naturally Occurring Non-Produced Assets	3540200	0.00	0.00
Receipts from the Sale of Intangible Non-Produced Assets	3540300	0.00	0.00
Receipts from the Sale of Non-Produced Assets Collected as AIA	3540400	0.00	0.00
Repayments from Loans to Government Agencies and Other Levels of Government	4510100	0.00	0.00
Loans to Non-Financial Public Enterprises	4510200	0.00	0.00
Loans to Financial Institutions	4510300	0.00	0.00
Repayments from Domestic Loans to Individuals and Households	4510400	0.00	0.00
Repayments from lending to Foreign Govts.	4520100	0.00	0.00
Repayments from lending to International Orgns.	4520200	0.00	0.00
Repayments from lending to Foreign Non - Financial Enterps. & Financial Instns.	4520300	0.00	0.00
Repayments from Other Foreign Lending	4520400	0.00	0.00
Sales and Disposals of Equity Holdings in Domestic Public Non - Financial Enterprises	4530100	0.00	0.00
Sales and Disposals of Equity Holdings in Domestic Public Financial Institutions	4530200	0.00	0.00
Sales and Disposals of Other Equity Holdings	4530300	0.00	0.00
Sales and Disposals of Equity Holdings in Foreign Financial Instns. and Domestic Financial Instns. operating abroad	4530400	0.00	0.00
Sales and Disposals of Equity Holdings in Foreign Enterps. Financial Instns. and Domestic Financial Instns. operating abroad	4530500	0.00	0.00
Redemption/ Disposal of Other Financial Assets	4530600	0.00	0.00
Refund of Bonds paid as Deposits for Guarantees	4530700	0.00	0.00
TOTAL		16,000,000.00	5,857,250.00

9 Reimbursements and Refunds

Item Description	Item Code	Current Period	Previous Period
Refund from World Food Programme (WFP)	4540101	Kshs	Kshs
Reimbursement of Audit Fees	4540102	0.00	0.00
Reimbursement on Messing Charges (UNICEF)	4540103	0.00	0.00
Reimbursement from World Bank - ECD	4540104	0.00	0.00
Reimbursement from Individuals and Private Organizations	4540105	0.00	0.00

Item Description	Item Code	Current Period	Previous Period
Reimbursement from Local Government Authorities	4540106	0.00	0.00
Reimbursement from Statutory Organizations	4540107	0.00	0.00
Reimbursement within Central Government	4540108	0.00	0.00
Reimbursement Using Bonds	4540109	0.00	0.00
Reimbursements and Refunds - Other (Budget)	4540199	0.00	0.00
TOTAL		0.00	0.00

10 Returns of Equity Holdings

Item Description	Item Code	Current Period	Previous Period
		Kshs	Kshs
Returns of Equity Holdings	4550000	0.00	0.00
Returns of Equity Holdings	4610000	0.00	0.00
TOTAL		0.00	0.00

11 Other Receipts

Item Description	Item Code	Current Period	Previous Period
		Kshs	Kshs
Interest Received	1410100	0.00	0.00
Profits and Dividends	1410200	0.00	0.00
Withdrawals from Income of Quasi-corporations	1410300	0.00	0.00
Rents on land, houses and buildings	1410400	0.00	0.00
Other Property Income collected as AIA	1410500	0.00	0.00
	1415000	0.00	0.00
Sales of Market Establishment	1420100	0.00	0.00
Administrative Fees and Charges	1420200	33,431,825.00	35,000,000.00
Administrative Fees and Charges collected as AIA	1420300	1,239,250,000.00	0.00
Incidental Sales by Non-Market Establishments	1420400	0.00	0.00
Incidental Sales by Non-Market Establishments Collected as AIA	1420500	0.00	0.00
Receipts from Sale of Incidental Goods	1420600	0.00	0.00
Fines, Penalties, Forfeitures and other Charges	1430100	0.00	0.00
Current Grants from International NGOs paid through Exchequer	1440100	0.00	0.00
Capital Grants from International NGOs paid through Exchequer	1440200	0.00	0.00
Current Grants from International NGOs collected as AIA	1440300	0.00	0.00
Capital Grants from International NGOs collected as AIA	1440400	0.00	0.00
Other Voluntary Transfers for Current purposes	1440500	0.00	0.00
Other Voluntary Transfers for Capital purposes	1440600	0.00	0.00
Paid to Exchequer	1450100	0.00	0.00
Receipts Not Classified Elsewhere	1450200	0.00	0.00
	1510200	0.00	0.00
	1510300	0.00	0.00
	1520100	0.00	0.00
Business Permits	1520200	0.00	0.00
Cesses	1520300	0.00	0.00
Poll Rates	1520400	0.00	0.00
Plot Rents	1520500	0.00	0.00
Other Local Levies	1520600	0.00	0.00
Administrative Services Fees	1530100	0.00	0.00
Various Fees	1530200	0.00	0.00
Council'S Natural Resources Exploitation	1530300	0.00	0.00
Sales Of Council Assets	1530400	0.00	0.00
Lease / Rental Of Council'S Infrastructure Assets	1530500	0.00	0.00
Other Miscellaneous Revenues	1530600	0.00	0.00
Other Miscellaneous Revenues	1540100	0.00	27,000,000.00
Insurance Claims Recovery	1540200	0.00	0.00
Medium Term Loans (1-3 Yr Repayment)	1540300	0.00	0.00
Long Term Loans (Over 3 Yr Rpayment)	1540400	0.00	0.00
Transfers From Reserve Funds	1540500	0.00	0.00
Donations	1540600	0.00	0.00
Fund Raising Events	1540700	0.00	0.00
Other Revenues From Financial Assets Loan	1540800	0.00	0.00
	1541000	0.00	0.00
Market/Trade Centre Fee	1550100	0.00	0.00
Vehicle Parking Fees	1550200	0.00	0.00
Housing	1560100	0.00	0.00
Social Premises Use Charges	1560200	0.00	0.00
School Fees	1570100	0.00	0.00
Other Education-Related Fees	1570200	0.00	0.00
Other Education Revenues	1570300	0.00	0.00
Public Health Services	1580100	0.00	0.00

Item Description	Item Code	Current Period	Previous Period
Public Health Facilities Operations	1580200	0.00	0.00
Environment & Conservancy Administration	1580300	0.00	0.00
Slaughter Houses Administration	1580400	0.00	0.00
Water Supply Administration	1580500	0.00	0.00
Sewerage Administration	1580600	0.00	0.00
Other Health & Sanitation Revenues	1580700	0.00	0.00
Technical Services Fees	1590100	0.00	0.00
External Services Fees	1590200	0.00	0.00
	1930100	0.00	0.00
System Required Revenue A/cs	1990100	0.00	0.00
TOTAL		1,272,681,825.00	62,000,000.00

12 Compensation of Employees

Item Description	Item Code	Current Period	Previous Period
		Kshs	Kshs
Basic Salaries - Permanent Employees	2110100	50,661,271,520.75	48,308,150,934.40
Basic Wages - Temporary Employees	2110200	96,503,692.50	96,179,246.00
Personal Allowances paid as part of Salary	2110300	39,052,366,615.80	33,286,741,892.35
Personal Allowances paid as Reimbursements	2110400	0.00	0.00
Personal Allowances provided in Kind	2110500	0.00	0.00
Employer Contributions to Compulsory National Social Security Schemes	2120100	0.00	0.00
Employer Contributions to Compulsory Health Insurance Schemes	2120200	0.00	0.00
Social Benefit Schemes Outside Government	2120300	0.00	0.00
TOTAL		89,810,141,829.05	81,691,072,072.75

13 Use of goods and Services

Item Description	Item Code	Current Period	Previous Period
		Kshs	Kshs
Utilities, Supplies and Services	2210100	1,322,172,770.40	1,943,667,373.95
Communication, Supplies and Services	2210200	96,019,649.10	173,485,391.00
Domestic Travel and Subsistence, and Other Transportation Costs	2210300	1,289,492,798.55	1,657,435,538.20
Foreign Travel and Subsistence, and other transportation costs	2210400	8,601,422.40	28,513,097.80
Printing, Advertising and Information Supplies and Services	2210500	8,066,861.05	398,779,862.20
Rentals of Produced Assets	2210600	244,150,168.60	918,773,149.80
Training Expenses	2210700	163,961,381.15	610,184,826.00
Hospitality Supplies and Servi	2210800	1,273,966,442.30	3,710,210,466.20
Insurance Costs	2210900	4,776,223,794.00	6,549,374,733.00
Specialised Materials and Supp	2211000	6,861,006,317.10	6,351,853,329.45
Office and General Supplies and Services	2211100	305,332,363.45	423,376,928.40
Fuel Oil and Lubricants	2211200	1,492,309,712.40	1,630,275,011.90
Other Operating Expenses	2211300	11,748,210,936.40	11,071,278,969.30
Routine Maintenance - Vehicles	2220100	737,115,243.30	777,068,482.45
Routine Maintenance - Other Assets	2220200	241,386,695.05	245,838,623.70
Exchange Rate Losses	2230100	0.00	0.00
TOTAL		30,568,016,555.25	36,490,115,783.35

14 Subsidies

Item Description	Item Code	Current Period	Previous Period
		Kshs	Kshs
Subsidies to Public Corporations	2510000	0.00	0.00
Subsidies to Private Enterprises	2520000	0.00	0.00
TOTAL		0.00	0.00

15 Transfers to Other Government Units

Item Description	Item Code	Current Period	Previous Period
		Kshs	Kshs
Current Grants to Government Agencies and other Levels of Government	2630100	3,069,503,133.00	684,008,625.50
Capital Grants to Government Agencies and other Levels of Government	2630200	431,248,308.00	0.00
Other Current Transfers, Grants and Subsidies	2640400	0.00	0.00
Other Capital Grants and Trans	2640500	0.00	89,437,140.00
TOTAL		3,500,751,441.00	773,445,765.50

16 Other Grants and Transfers

Item Description	Item Code	Current Period	Previous Period
		Kshs	Kshs
Grants and Transfers to Foreign Governments	2610100	0.00	0.00
Membership Fees and Dues and Subscriptions to International Organizations	2620100	0.00	0.00
Membership Fees and Dues and Subscriptions to International Organizations (Continued)	2620200	0.00	0.00
Scholarships and other Educational Benefits	2640100	0.00	0.00
Emergency Relief and Refugee Assistance	2640200	10,567,828.00	1,061,296,000.00
Grants to Small Businesses, Cooperatives, and Self Employed	2640300	0.00	0.00
	2649900	0.00	0.00
TOTAL		10,567,828.00	1,061,296,000.00

17 Social Security Benefits

Item Description	Item Code	Current Period	Previous Period
		Kshs	Kshs
Government Pension and Retirement Benefits	2710100	3,835,220.20	2,128,568.30
Social Security Benefits	2710200	0.00	0.00
Employer Social Benefits	2710300	0.00	0.00
Refund of Pension to UK Government	2720100	0.00	0.00
Refund of Contributions to WCPS and other Ex-Gratia	2720200	0.00	0.00
TOTAL		3,835,220.20	2,128,568.30

18 Acquisition of Assets

Item Description	Item Code	Current Period	Previous Period
		Kshs	Kshs
Purchase of Buildings	3110100	0.00	0.00
Construction of Building	3110200	1,628,254,132.65	1,250,082,026.30
Refurbishment of Buildings	3110300	179,260,542.00	272,831,488.35
Construction of Roads	3110400	0.00	0.00
Construction and Civil Works	3110500	138,175,619.95	215,319,400.00
Overhaul and Refurbishment of Construction and Civil Works	3110600	32,934,652.90	0.00
Purchase of Vehicles and Other Transport Equipment	3110700	281,526,214.00	69,965,057.00
Overhaul of Vehicles and Other Transport Equipment	3110800	35,639,289.10	72,343,595.95
Purchase of Household Furniture and Institutional Equipment	3110900	5,275,696.50	7,629,616.00
Purchase of Office Furniture and General Equipment	3111000	37,785,692.00	107,435,382.30
Purchase of Specialised Plant, Equipment and Machinery	3111100	4,014,650,913.10	14,233,134,817.55
Rehabilitation and Renovation of Plant, Machinery and Equipment	3111200	3,412,326.25	7,320,110.00
Purchase of Certified Seeds, Breeding Stock and Live Animals	3111300	1,000,000.00	972,000.00
Research, Feasibility Studies, Project Preparation and Design, Project Supervision	3111400	0.00	424,688.40
Rehabilitation of Civil Works	3111500	0.00	0.00
Purchase of Specialised Plant	3112200	0.00	0.00
Acquisition of Strategic Stocks	3120100	0.00	0.00
Acquisition of Other Inventori	3120200	0.00	0.00
Acquisition of Land	3130100	0.00	20,000,000.00
Acquisition of Other Intangible Assets	3130200	0.00	0.00
Domestic Lending and On-lending	4110000	0.00	0.00
Domestic Equity Participation	4120000	0.00	0.00
Other Domestic Accounts Receivable	4130000	0.00	0.00
Foreign Lending and On- Lending	4140000	0.00	0.00
Foreign Equity Participation	4150000	0.00	0.00
Other Foreign Accounts Receivable	4160000	0.00	0.00
TOTAL		6,357,915,078.45	16,257,458,181.85

19 Finance Costs, including Loan Interest

Item Description	Item Code	Current Period	Previous Period
		Kshs	Kshs
Interest Payments on Foreign Borrowing	2410100	0.00	0.00
Interest Payments on Guaranteed Debt	2410200	0.00	0.00
Interest on Domestic Borrowing	2420000	0.00	0.00
Interest on Borrowing From Other Government Units	2430000	0.00	0.00
TOTAL		0.00	0.00

20 Repayment of Principal on Domestic and Foreign Borrowing

Item Description	Item Code	Current Period	Previous Period
		Kshs	Kshs
Repayments on Borrowings from General Government	5510100	0.00	0.00
Repayments on Borrowings from Monetary Authorities (Central Bank)	5510200	0.00	0.00
Repayments on Borrowings from Other Domestic Depository Corporations (Commercial Banks)	5510300	0.00	0.00
Repayments on Borrowings from Other Domestic Financial Institutions	5510400	0.00	0.00
Repayments on Borrowings from Other Domestic Creditors	5510500	0.00	0.00
Principal Repayments on Foreign Borrowing	5510600	0.00	0.00
Principal Repayments on Guaranteed Debt Taken over by Government	5520000	0.00	0.00
Principal Repayments on Guaranteed Domestic Debt Taken over by Government	5520100	0.00	0.00
Principal Repayments on Guaranteed Foreign Debt Taken over by Government	5520200	0.00	0.00
Repayments on Borrowings from Other Domestic Creditors	5610000	0.00	0.00
Repayments on Borrowings from Other Domestic Creditors - Private Enterprises	5610500	0.00	0.00
	5620000	0.00	0.00
Repayments on Borrowings from Other Domestic Creditors - Public Enterprises	5620100	0.00	0.00
TOTAL		0.00	0.00

21 Other payments

Item Description	Item Code	Current Period	Previous Period
		Kshs	Kshs
Budget Reserves	2810100	0.00	0.00
Civil Contingency Reserves	2810200	0.00	0.00
Capital Transfer to Non Financial Public Enterprises	2820100	0.00	0.00
Capital Transfer to Public Financial Institutions and Enterprises	2820200	0.00	0.00
Capital Transfer to Private Non-Financial Enterprises	2820300	0.00	0.00
System Required Expenses	2990100	0.00	0.00
	2999900	0.00	0.00
TOTAL		0.00	0.00

22A Bank Balances

Item Description	Item Code	Current Period	Previous Period
		Kshs	Kshs
Special Accounts	6510000	3,899,599,805.00	3,899,599,805.00
Treasury Bank Accounts (Exchequer and CRF Accounts)	6520000	85,281.20	85,281.20
Recurrent Bank Accounts	6530000	316,075,188,408.90	254,362,918,017.70
Development Bank Accounts	6540000	49,632,679,268.50	46,460,341,563.95
Deposit Bank Account	6550000	362,816,657.90	362,816,657.90
Project Specific Bank Accounts	6570000	0.00	0.00
Foreign Currency and Foreign D	6590101	0.00	0.00
TOTAL		369,970,369,421.50	305,085,761,325.75

22B Cash Balances

Item Description	Item Code	Current Period	Previous Period
		Kshs	Kshs
Cash in Hand	6580000	336,183,543,750.35	345,621,099,646.90
Foreign Currency and Foreign D	6590201	0.00	0.00
TOTAL		336,183,543,750.35	345,621,099,646.90

23 Accounts Receivables - Outstanding Imprest and Clearance Accounts

Item Description	Item Code	Current Period	Previous Period
		Kshs	Kshs
Domestic Debtors & Advances	6710000	593,291.70	593,291.70
Debtors & Advances - Govt Owne	6720000	31,284.70	31,284.70
Foreign Debtors & Advances	6730000	0.00	0.00
Other Debtors & Pre-payments	6740000	962,278,948.35	1,031,863,892.40
Government Imprests	6760000	2,321,097,230.20	2,692,372,672.75
Agency Accounts	6770000	0.00	0.00
Suspense & Clearance Account	6780000	15,491,258,043.25	13,319,241,919.70
Other Current Assets (System r	6790000	137,493,096.55	137,493,096.55

Item Description	Item Code	Current Period	Previous Period
TOTAL		18,912,751,894.75	17,181,596,157.80

24. ACCOUNTS PAYABLE

Item Description	Item code	Current Period	Previous Period
		Kshs	Kshs
Revolving Funds	7350000	0.00	0.00
	7340000	0.00	0.00
Other Liabilities	7320000	(3,977,532,406.70)	(3,602,080,744.05)
Deposits	7310000	(9,892,463,734.10)	(320,535,426.65)
Withholding Taxes	7380000	284,913,061.60	294,072,867.60
System Required Liabilities A/cs	7390000	131,148,483,705.50	193,694,385,824.05
TOTAL		117,563,400,626.30	190,065,842,520.95

25. FUND BALANCES BROUGHT FORWARD

Item Description	Item Code	Current Period	Previous Period
		Kshs	Kshs
Opening Balance Bank	22A	(296,560,757,837.55)	(243,804,002,146.25)
Opening Balance Cash	22B	345,621,099,646.90	206,274,634,915.40
Opening Balance Receivables - Imprest and Clearance Accounts	23	15,117,868,373.00	13,235,232,144.45
Opening Balance - Deposits	24	(190,065,842,520.95)	(101,799,152,686.10)
TOTAL		(125,887,632,338.60)	(126,093,287,772.50)

26. PRIOR YEAR ADJUSTMENTS

Item Description	Item Code	Current Period	Previous Period
		Kshs	Kshs
County Transfers	9910300	0.00	0.00
Exchequer Provisions	9910200	0.00	0.00
TOTAL		0.00	0.00



Statment of Budget Execution

Entity: 1021-State Department for Interior
Current Period: JUL-19 To JUN-20

	Note	Printed Estimate	Reallocation / Transfer	Supplementary Estimates	Final Approved Estimate (Net)	Actual	Budget Utilization Differences	% of Utilization
		a	b	c	d=a+b+c	e	f=d-e	g=e/d%
RECEIPTS								
	1	0.00	0.00	0.00	0.00	0.00	0.00	0.00%
	2	0.00	0.00	0.00	0.00	0.00	0.00	0.00%
	3	50,000,000.00	0.00	(50,000,000.00)	0.00	0.00	0.00	0.00%
	4	0.00	0.00	0.00	0.00	129,019,210,513.35	(129,019,210,513.35)	0.00%
	5	0.00	0.00	0.00	0.00	0.00	0.00	0.00%
	6	0.00	0.00	0.00	0.00	0.00	0.00	0.00%
	7	0.00	0.00	0.00	0.00	0.00	0.00	0.00%
	8	4,627,385.25	0.00	6,505,461.75	11,132,847.00	16,000,000.00	(4,867,153.00)	143.72%
	9	0.00	0.00	0.00	0.00	0.00	0.00	0.00%
	10	0.00	0.00	0.00	0.00	0.00	0.00	0.00%
	11	1,288,302,750.00	0.00	800,234,250.00	2,088,537,000.00	1,272,681,825.00	815,855,175.00	60.94%
	Total	1,342,930,135.25	0.00	756,739,711.75	2,099,669,847.00	130,307,892,338.35	(128,208,222,491.35)	6206.11%
PAYMENTS								
	12	69,536,457,948.00	0.00	19,913,742,052.00	89,450,200,000.00	89,810,141,829.05	(359,941,829.05)	100.40%
	13	30,640,535,289.00	(49,261.00)	3,928,697,867.00	34,569,183,895.00	30,568,016,555.25	4,001,167,339.75	88.43%
	14	0.00	0.00	0.00	0.00	0.00	0.00	0.00%
	15	2,918,248,000.00	0.00	1,406,228,322.00	4,324,476,322.00	3,500,751,441.00	823,724,881.00	80.95%
	16	8,622,000.00	0.00	2,126,000.00	10,748,000.00	10,567,828.00	180,172.00	98.32%
	17	10,229,181.00	0.00	3,409,727.00	13,638,908.00	3,835,220.20	9,803,687.80	28.12%
	18	9,394,776,128.25	49,261.00	(2,327,247,871.25)	7,067,577,518.00	6,357,915,078.45	709,662,439.55	89.96%
	19	0.00	0.00	0.00	0.00	0.00	0.00	0.00%
	20	0.00	0.00	0.00	0.00	0.00	0.00	0.00%
	21	112,508,868,546.2	0.00	22,926,956,096.75	135,435,824,643.00	130,251,227,951.95	5,184,596,691.05	96.17%
	Total	112,508,868,546.2	0.00	22,926,956,096.75	135,435,824,643.00	130,251,227,951.95	5,184,596,691.05	96.17%



Statement of Budget Execution

Entity: 1021-State Department for Interior

Current Period: JUL-19 To JUN-20

The Statement has been prepared, reviewed and approved by the following:

Prepared By: _____

Date: _____

Reviewed By: _____

Date: _____

Approved By: _____

Date: _____



Statement of Budget Execution - Development Expenditure

Entity: 1021-State Department for Interior

Current Period: JUL-19 To JUN-20

Note	Printed Estimate	Reallocation / Transfer	Supplementary Estimates	Final Approved Estimate (Net)	Actual	Budget Utilization Differences	% of Utilization
	a	b	c	d=a+b+c	e	f=d-e	g=e/d%
RECEIPTS							
1	0.00	0.00	0.00	0.00	0.00	0.00	0.00%
2	0.00	0.00	0.00	0.00	0.00	0.00	0.00%
3	50,000,000.00	0.00	(50,000,000.00)	0.00	0.00	0.00	0.00%
4	0.00	0.00	0.00	0.00	8,556,619,109.30	(8,556,619,109.30)	0.00%
5	0.00	0.00	0.00	0.00	0.00	0.00	0.00%
6	0.00	0.00	0.00	0.00	0.00	0.00	0.00%
7	0.00	0.00	0.00	0.00	0.00	0.00	0.00%
8	0.00	0.00	0.00	0.00	0.00	0.00	0.00%
9	0.00	0.00	0.00	0.00	0.00	0.00	0.00%
10	0.00	0.00	0.00	0.00	0.00	0.00	0.00%
11	0.00	0.00	0.00	0.00	0.00	0.00	0.00%
Total	50,000,000.00	0.00	(50,000,000.00)	0.00	8,556,619,109.30	(8,556,619,109.30)	0.00%
PAYMENTS							
12	0.00	0.00	0.00	0.00	0.00	0.00	0.00%
13	1,165,000,000.00	0.00	1,398,159,088.00	2,563,159,088.00	2,594,755,333.60	(31,596,245.60)	101.23%
14	0.00	0.00	0.00	0.00	0.00	0.00	0.00%
15	400,000,000.00	0.00	69,967,322.00	469,967,322.00	431,248,308.00	38,719,014.00	91.76%
16	0.00	0.00	0.00	0.00	0.00	0.00	0.00%
17	0.00	0.00	0.00	0.00	0.00	0.00	0.00%
18	8,532,176,163.00	0.00	(2,900,659,088.00)	5,631,517,075.00	5,429,134,864.05	202,382,210.95	96.41%
19	0.00	0.00	0.00	0.00	0.00	0.00	0.00%
20	0.00	0.00	0.00	0.00	0.00	0.00	0.00%
21	0.00	0.00	0.00	0.00	0.00	0.00	0.00%
Total	10,097,176,163.00	0.00	(1,432,532,678.00)	8,664,643,485.00	8,455,138,505.65	209,504,979.35	97.58%



Statement of Budget Execution - Development Expenditure

Entity: 1021-State Department for Interior

Current Period: JUL-19 To JUN-20

The Statement has been prepared, reviewed and approved by the following:

Prepared By: _____

Date: _____

Reviewed By: _____

Date: _____

Approved By: _____

Date: _____



Statment of Budget Execution - Recurrent Expenditure

Entity: 1021- State Department for Interior

Current Period: JUL-19 To JUN-20

Note	Printed Estimate	Reallocation / Transfer	Supplementary Estimates	Final Approved Estimate (Net)	Actual	Budget Utilization Differences	% of Utilization
RECEIPTS							
1	0.00	0.00	0.00	0.00	0.00	0.00	0.00%
2	0.00	0.00	0.00	0.00	0.00	0.00	0.00%
3	0.00	0.00	0.00	0.00	0.00	0.00	0.00%
4	0.00	0.00	0.00	0.00	120,462,591,404.05	(120,462,591,404.05)	0.00%
5	0.00	0.00	0.00	0.00	0.00	0.00	0.00%
6	0.00	0.00	0.00	0.00	0.00	0.00	0.00%
7	0.00	0.00	0.00	0.00	0.00	0.00	0.00%
8	4,627,385.25	0.00	6,505,461.75	11,132,847.00	0.00	11,132,847.00	0.00%
9	0.00	0.00	0.00	0.00	0.00	0.00	0.00%
10	0.00	0.00	0.00	0.00	0.00	0.00	0.00%
11	1,288,302,750.00	0.00	800,234,250.00	2,088,537,000.00	1,272,681,825.00	815,855,175.00	60.94%
Total	1,292,930,135.25	0.00	806,739,711.75	2,099,669,847.00	121,735,273,229.05	(119,635,603,382.05)	5797.83%
PAYMENTS							
12	69,536,457,948.00	0.00	19,913,742,052.00	89,450,200,000.00	89,810,141,829.05	(359,941,829.05)	100.40%
13	29,475,535,289.00	(49,261.00)	2,530,538,779.00	32,006,024,807.00	27,973,261,221.65	4,032,763,585.35	87.40%
14	0.00	0.00	0.00	0.00	0.00	0.00	0.00%
15	2,518,248,000.00	0.00	1,336,261,000.00	3,854,509,000.00	3,069,503,133.00	785,005,867.00	79.63%
16	8,622,000.00	0.00	2,126,000.00	10,748,000.00	10,567,828.00	180,172.00	98.32%
17	10,229,181.00	0.00	3,409,727.00	13,638,908.00	3,835,220.20	9,803,687.80	28.12%
18	862,599,955.25	49,261.00	573,411,216.75	1,436,060,443.00	928,780,214.40	507,280,228.60	64.68%
19	0.00	0.00	0.00	0.00	0.00	0.00	0.00%
20	0.00	0.00	0.00	0.00	0.00	0.00	0.00%
21	0.00	0.00	0.00	0.00	0.00	0.00	0.00%
Total	102,411,692,383.25	0.00	24,359,488,774.75	126,771,181,158.00	121,796,089,446.30	4,975,091,711.70	96.08%



Statement of Budget Execution - Recurrent Expenditure

Entity: 1021-State Department for Interior

Current Period: JUL-19 To JUN-20

The Statement has been prepared, reviewed and approved by the following:

Prepared By: _____

Date: _____

Reviewed By: _____

Date: _____

Approved By: _____

Date: _____



Budget Execution by Programme and Economic Classification

Entity: 1021-State Department for Interior

Period: JUL-19 To JUN-20

Program	Item	Description	Approved Budget	Actual Payments	Variance
0000000000		Default - Non Programmatic	0.00	0.00	0.00
	2110000	Wages and Salary Contributions	0.00	0.00	0.00
	2210000	Goods and Services	0.00	0.00	0.00
	2220000	Routine Maintenance	0.00	0.00	0.00
	2710000	Social Security Benefits	0.00	0.00	0.00
	2990000	System Required Expense A/cs	0.00	0.00	0.00
0601000000		Policing Services	99,251,175,820.00	96,464,870,627.55	2,786,305,192.45
	2110000	Wages and Salary Contributions	74,171,523,763.00	74,541,094,116.65	(369,570,353.65)
	2210000	Goods and Services	19,783,921,921.00	17,226,639,688.20	2,557,282,232.80
	2220000	Routine Maintenance	797,072,299.00	699,586,521.05	97,485,777.95
	2620000	Grants and Other Transfers to International Organizations	0.00	0.00	0.00
	2630000	Grants & Transfer To Other Govt. Units	0.00	0.00	0.00
	2710000	Social Security Benefits	674,882.00	0.00	674,882.00
	3110000	Acquisition of Fixed Capital Assets	4,497,982,955.00	3,997,550,301.65	500,432,653.35
0602000000		National Government Administration and Field Services	27,674,050,217.00	25,884,129,881.15	1,789,920,335.85
	2110000	Wages and Salary Contributions	12,480,814,966.00	12,471,214,960.10	9,600,005.90
	2210000	Goods and Services	11,524,899,052.00	10,412,031,576.45	1,112,867,475.55
	2220000	Routine Maintenance	202,023,402.00	196,126,342.90	5,897,059.10
	2630000	Grants & Transfer To Other Govt. Units	1,423,709,000.00	1,419,253,133.00	4,455,867.00
	2640000	Other Transfers and Emergency Relief	10,748,000.00	10,567,828.00	180,172.00
	2710000	Social Security Benefits	7,800,000.00	3,652,270.60	4,147,729.40
	3110000	Acquisition of Fixed Capital Assets	2,024,055,797.00	1,371,283,770.10	652,772,026.90
	3130000	Acquisition of Land and Intangible Assets	0.00	0.00	0.00
0603000000		Government Printing Services	774,763,063.00	640,778,813.85	133,984,249.15
	2110000	Wages and Salary Contributions	485,946,829.00	485,945,890.55	938.45
	2210000	Goods and Services	157,306,525.00	111,640,837.00	45,665,688.00
	2220000	Routine Maintenance	24,142,366.00	16,006,117.40	8,136,248.60
	3110000	Acquisition of Fixed Capital Assets	107,367,343.00	27,185,968.90	80,181,374.10
0605000000		Population Management Services	0.00	4,248,054.40	(4,248,054.40)
	2110000	Wages and Salary Contributions	0.00	0.00	0.00
	2210000	Goods and Services	0.00	(1,728,775.60)	1,728,775.60
	2220000	Routine Maintenance	0.00	481,900.00	(481,900.00)
	2230000	Other Charges	0.00	0.00	0.00
	2620000	Grants and Other Transfers to International Organizations	0.00	0.00	0.00
	2630000	Grants & Transfer To Other Govt. Units	0.00	0.00	0.00
	2640000	Other Transfers and Emergency Relief	0.00	0.00	0.00
	2710000	Social Security Benefits	0.00	0.00	0.00
	3110000	Acquisition of Fixed Capital Assets	0.00	5,494,930.00	(5,494,930.00)
0606000000		Legal Services to Government and the Public	0.00	0.00	0.00
	2210000	Goods and Services	0.00	0.00	0.00
	2220000	Routine Maintenance	0.00	0.00	0.00
0617000000		Management of Electoral Processes	0.00	0.00	0.00
	2210000	Goods and Services	0.00	0.00	0.00
	2220000	Routine Maintenance	0.00	0.00	0.00
0624000000			0.00	43,501.00	(43,501.00)
	2110000	Wages and Salary Contributions	0.00	0.00	0.00
	2210000	Goods and Services	0.00	0.00	0.00
	2220000	Routine Maintenance	0.00	43,501.00	(43,501.00)
	3110000	Acquisition of Fixed Capital Assets	0.00	0.00	0.00
0625000000			2,900,767,322.00	2,081,498,308.00	819,269,014.00
	2630000	Grants & Transfer To Other Govt. Units	2,900,767,322.00	2,081,498,308.00	819,269,014.00
0626000000			4,835,068,221.00	5,175,658,766.00	(340,590,545.00)
	2110000	Wages and Salary Contributions	2,311,914,442.00	2,311,886,861.75	27,580.25
	2210000	Goods and Services	1,999,445,396.00	1,840,931,290.85	158,514,105.15
	2220000	Routine Maintenance	79,922,934.00	66,257,556.00	13,665,378.00
	2230000	Other Charges	450,000.00	0.00	450,000.00
	2710000	Social Security Benefits	5,164,026.00	182,949.60	4,981,076.40
	3110000	Acquisition of Fixed Capital Assets	438,171,423.00	956,400,107.80	(518,228,684.80)
0736000000			0.00	0.00	0.00
	2630000	Grants & Transfer To Other Govt. Units	0.00	0.00	0.00
		Grand Total	135,435,824,643.00	130,251,227,951.95	5,184,596,691.05

The Statement has been prepared, reviewed and approved by the following:

Prepared By: _____

Reviewed By: _____

Approved By: _____

Date: _____

Date: _____

Date: _____



Budget Execution By Programmes and Sub-Programmes

Entity: 1021-State Department for Interior

Period: JUL-19 To JUN-20

Program	Sub Program	Description	Approved Budget	Actual Payments	Variance
000000000		Default - Non Programmatic	0.00	0.00	0.00
	000000000	Default - Non Programmatic	0.00	0.00	0.00
060100000		Policing Services	99,251,175,820.00	96,464,870,627.55	2,786,305,192.45
	0601010000	Kenya Police Services	45,766,571,185.00	46,415,574,812.40	(649,003,627.40)
	0601020000	Administration Police Services	35,418,798,463.00	32,801,205,991.90	2,617,592,471.10
	0601030000	Criminal Investigation Services	8,550,569,323.00	8,120,912,315.95	429,657,007.05
	0601040000	General-Paramilitary Service	9,515,236,849.00	9,127,177,507.30	388,059,341.70
	0601050000	Kenya National Focal point on small arms and light weapons	0.00	0.00	0.00
	0601060000		0.00	0.00	0.00
	0601070000		0.00	0.00	0.00
060200000		National Government Administration and Field Services	27,674,050,217.00	25,884,129,881.15	1,789,920,335.85
	0602010000	Planning and Field administration services	25,835,568,511.00	24,074,545,110.50	1,761,023,400.50
	0602020000	Betting Control and lottery Policy services	90,809,113.00	83,775,756.20	7,033,356.80
	0602030000	Disaster Risk Reduction	27,997,329.00	22,111,260.20	5,886,068.80
	0602040000	National Campaign against Drug and Substance Abuse	536,240,000.00	536,240,000.00	0.00
	0602050000	Peace Building, National Cohesion and Values	383,580,000.00	383,580,000.00	0.00
	0602060000		6,062,601.00	1,428,349.40	4,634,251.60
	0602070000		302,685,700.00	301,117,525.00	1,568,175.00
	0602080000		339,173,563.00	329,398,479.85	9,775,083.15
	0602090000		151,933,400.00	151,933,400.00	0.00
060300000		Government Printing Services	774,763,063.00	640,778,813.85	133,984,249.15
	0603010000	Government Printing Services	774,763,063.00	640,778,813.85	133,984,249.15
060500000		Population Management Services	0.00	4,248,054.40	(4,248,054.40)
	0605010000	Population Registration Services	0.00	4,390,412.00	(4,390,412.00)
	0605020000	Immigration Services	0.00	(142,357.60)	142,357.60
060600000		Legal Services to Government and the Public	0.00	0.00	0.00
	0606040000	Registration Services	0.00	0.00	0.00
061700000		Management of Electoral Processes	0.00	0.00	0.00
	0617010000	General Administration Planning and Support Services	0.00	0.00	0.00
062400000			0.00	43,501.00	(43,501.00)
	0624010000		0.00	43,501.00	(43,501.00)
062500000			2,900,767,322.00	2,081,498,308.00	819,269,014.00
	0625010000		2,900,767,322.00	2,081,498,308.00	819,269,014.00
062600000			4,835,068,221.00	5,175,658,766.00	(340,590,545.00)
	0626010000		3,458,347,183.00	3,406,245,269.45	52,101,913.55
	0626020000		875,134,170.00	976,657,179.95	(101,523,009.95)
	0626030000		501,586,868.00	792,756,316.60	(291,169,448.60)
073600000			0.00	0.00	0.00
	0736010000		0.00	0.00	0.00
		Grand Total	135,435,824,643.00	130,251,227,951.95	5,184,596,691.05

The Statement has been prepared, reviewed and approved by the following:

Prepared By: _____

Date: _____

Reviewed By: _____

Date: _____

Approved By: _____

Date: _____



Budget Execution by Heads and Programmes

Entity: 1021-State Department for Interior

Period: JUL-19 To JUN-20

Head	Program	Description	Approved Budget	Actual Payments	Variance
0000000000		Default Value (Non-Departmental)	0.00	0.00	0.00
	0000000000	Default - Non Programmatic	0.00	0.00	0.00
	0602000000	National Government Administration and Field Services	0.00	0.00	0.00
	0601000000	Policing Services	0.00	0.00	0.00
	0605000000	Population Management Services	0.00	0.00	0.00
1021000100		OOP Headquarters	7,758,177,736.00	6,608,265,644.45	1,149,912,091.55
	0602000000	National Government Administration and Field Services	7,758,177,736.00	6,608,265,644.45	1,149,912,091.55
	0601000000	Policing Services	0.00	0.00	0.00
1021000200		National Agency for Campaign Against Drug Abuse	536,240,000.00	536,240,000.00	0.00
	0602000000	National Government Administration and Field Services	536,240,000.00	536,240,000.00	0.00
1021000300		Regional Administration	971,873,865.00	939,752,968.20	32,120,896.80
	0601000000	Policing Services	0.00	0.00	0.00
	0602000000	National Government Administration and Field Services	971,873,865.00	939,752,968.20	32,120,896.80
1021000400		County Administration	13,733,500,862.00	13,723,302,691.50	10,198,170.50
	0601000000	Policing Services	0.00	0.00	0.00
	0602000000	National Government Administration and Field Services	13,733,500,862.00	13,723,302,691.50	10,198,170.50
1021000500		Administration Police Training College	6,160,636,664.00	6,001,611,686.55	159,024,977.45
	0000000000	Default - Non Programmatic	0.00	0.00	0.00
	0601000000	Policing Services	6,160,636,664.00	6,001,611,686.55	159,024,977.45
1021000600		Field Command and Regional AP Services	2,633,890,177.00	2,557,374,408.35	76,515,768.65
	0601000000	Policing Services	2,633,890,177.00	2,557,374,408.35	76,515,768.65
1021000700		Security of Government Buildings and Offices Scheme	1,762,928,744.00	1,758,921,731.25	4,007,012.75
	0601000000	Policing Services	1,762,928,744.00	1,758,921,731.25	4,007,012.75
1021000800		Office of the Deputy Inspector General - Administration Police Service	2,125,123,997.00	1,682,921,061.30	442,202,935.70
	0601000000	Policing Services	2,125,123,997.00	1,682,921,061.30	442,202,935.70
	0602000000	National Government Administration and Field Services	0.00	0.00	0.00
	0605000000	Population Management Services	0.00	0.00	0.00
1021000900		Rapid Deployment Unit (RDU)	646,648,886.00	624,110,248.50	22,538,637.50
	0601000000	Policing Services	646,648,886.00	624,110,248.50	22,538,637.50
1021001000		Senior Staff Training College Email	89,290,546.00	87,793,248.00	1,497,298.00
	0601000000	Policing Services	89,290,546.00	87,793,248.00	1,497,298.00
1021001100		AP Rural Border Patrol Unit	410,161,422.00	408,580,656.50	1,580,765.50
	0601000000	Policing Services	410,161,422.00	408,580,656.50	1,580,765.50
1021001200		Sub County AP Services	20,208,800,916.00	18,305,732,305.85	1,903,068,610.15
	0602000000	National Government Administration and Field Services	0.00	0.00	0.00
	0601000000	Policing Services	20,208,800,916.00	18,305,732,305.85	1,903,068,610.15
1021001300		Office of the Government Printer	674,773,063.00	620,939,160.95	53,833,902.05
	0601000000	Policing Services	0.00	0.00	0.00
	0602000000	National Government Administration and Field Services	0.00	0.00	0.00
	0603000000	Government Printing Services	674,773,063.00	620,939,160.95	53,833,902.05
1021001400		CID Headquarters Administration Services	3,371,021,025.00	3,254,138,957.40	116,882,067.60
	0601000000	Policing Services	3,371,021,025.00	3,254,138,957.40	116,882,067.60
1021001500		CID Field Services	3,506,335,652.00	3,320,217,709.25	186,117,942.75
	0601000000	Policing Services	3,506,335,652.00	3,320,217,709.25	186,117,942.75
1021001600		CID Specialized Units	309,315,674.00	246,319,000.75	62,996,673.25
	0601000000	Policing Services	309,315,674.00	246,319,000.75	62,996,673.25
1021001700		Community Policing	16,653,608.00	12,191,146.00	4,462,462.00
	0601000000	Policing Services	16,653,608.00	12,191,146.00	4,462,462.00
1021001800		Office of the Deputy Inspector General - Kenya Police Service	4,887,937,300.00	4,441,289,272.25	446,648,027.75
	0602000000	National Government Administration and Field Services	0.00	0.00	0.00

	0601000000	Policing Services	4,887,937,300.00	4,441,289,272.25	446,648,027.75
	0000000000	Default - Non Programmatic	0.00	0.00	0.00
1021001900		County Police Services	364,066,526.00	337,903,606.10	26,162,919.90
	0601000000	Policing Services	364,066,526.00	337,903,606.10	26,162,919.90
1021002000		Kenya Police College Kiganjo	1,314,521,492.00	1,223,630,761.45	90,890,730.55
	0000000000	Default - Non Programmatic	0.00	0.00	0.00
	0601000000	Policing Services	1,314,521,492.00	1,223,630,761.45	90,890,730.55
	0602000000	National Government Administration and Field Services	0.00	0.00	0.00
1021002100		Divisional Police Services	20,704,349,350.00	23,843,158,990.10	(3,138,809,640.10)
	0601000000	Policing Services	20,704,349,350.00	23,843,158,990.10	(3,138,809,640.10)
	0605000000	Population Management Services	0.00	0.00	0.00
1021002200		Traffic Section	864,228,626.00	817,748,243.75	46,480,382.25
	0601000000	Policing Services	864,228,626.00	817,748,243.75	46,480,382.25
1021002300		Presidential Escort	651,112,462.00	625,680,388.25	25,432,073.75
	0601000000	Policing Services	651,112,462.00	625,680,388.25	25,432,073.75
1021002400		Kenya Police Nairobi Region	2,895,059,333.00	2,844,950,103.00	50,109,230.00
	0601000000	Policing Services	2,895,059,333.00	2,844,950,103.00	50,109,230.00
1021002500		Police Dog Unit	323,139,026.00	288,369,678.30	34,769,347.70
	0601000000	Policing Services	323,139,026.00	288,369,678.30	34,769,347.70
1021002600		Anti-stock Theft Unit	1,197,355,426.00	1,190,627,874.25	6,727,551.75
	0601000000	Policing Services	1,197,355,426.00	1,190,627,874.25	6,727,551.75
1021002700		Railway Police	773,723,790.00	769,060,563.45	4,663,226.55
	0601000000	Policing Services	773,723,790.00	769,060,563.45	4,663,226.55
1021002800		Telecommunication Branch	105,901,233.00	82,541,923.30	23,359,309.70
	0601000000	Policing Services	105,901,233.00	82,541,923.30	23,359,309.70
1021002900		Motor Transport Branch	481,026,220.00	447,019,335.35	34,006,884.65
	0601000000	Policing Services	481,026,220.00	447,019,335.35	34,006,884.65
1021003000		Police Airwing	488,049,573.00	368,623,155.20	119,426,417.80
	0601000000	Policing Services	488,049,573.00	368,623,155.20	119,426,417.80
1021003100		Kenya Police Service Quartermaster	1,378,494,636.00	1,065,998,913.25	312,495,722.75
	0601000000	Policing Services	1,378,494,636.00	1,065,998,913.25	312,495,722.75
1021003200		Kenya Police Service Armourer	534,969,379.00	260,951,957.10	274,017,421.90
	0601000000	Policing Services	534,969,379.00	260,951,957.10	274,017,421.90
1021003300		Civilian Firearms Licencing Bureau	5,826,157.00	3,822,389.10	2,003,767.90
	0601000000	Policing Services	5,826,157.00	3,822,389.10	2,003,767.90
1021003400		Airport Police Unit	414,087,525.00	387,800,979.90	26,286,545.10
	0601000000	Policing Services	414,087,525.00	387,800,979.90	26,286,545.10
1021003600		Government Vehicle Check Unit	8,289,754.00	6,574,745.35	1,715,008.65
	0601000000	Policing Services	8,289,754.00	6,574,745.35	1,715,008.65
1021003700		Kenya Police Tourist Protection Unit	140,321,206.00	131,116,810.35	9,204,395.65
	0601000000	Policing Services	140,321,206.00	131,116,810.35	9,204,395.65
1021003800		Interpol Regional Bureau	31,788,964.00	30,215,640.00	1,573,324.00
	0601000000	Policing Services	31,788,964.00	30,215,640.00	1,573,324.00
1021003900		Kenya Police Regional Training Centre	29,563,582.00	20,224,886.00	9,338,696.00
	0601000000	Policing Services	29,563,582.00	20,224,886.00	9,338,696.00
1021004000		GSU Training College Embakasi	850,910,767.00	681,000,235.90	169,910,531.10
	0601000000	Policing Services	850,910,767.00	681,000,235.90	169,910,531.10
1021004100		GSU Headquarters Administrative Services	8,504,520,546.00	8,350,746,171.60	153,774,374.40
	0602000000	National Government Administration and Field Services	0.00	0.00	0.00
	0601000000	Policing Services	8,504,520,546.00	8,350,746,171.60	153,774,374.40
1021004200		The Kenya School of Leadership	67,411,268.00	58,604,614.95	8,806,653.05
	0602000000	National Government Administration and Field Services	67,411,268.00	58,604,614.95	8,806,653.05
1021004400		Office of Inspector General of Police	7,673,035,468.00	6,688,727,365.35	984,308,102.65
	0601000000	Policing Services	7,673,035,468.00	6,688,727,365.35	984,308,102.65
1021004500		Immigration and Registration of Persons - Headquarters	0.00	(500,000.00)	500,000.00
	0601000000	Policing Services	0.00	0.00	0.00
	0605000000	Population Management Services	0.00	(500,000.00)	500,000.00
1021004600		Finance Unit - Interior	0.00	(49,800.00)	49,800.00
	0605000000	Population Management Services	0.00	(49,800.00)	49,800.00
1021004700		Central Planning Unit - Interior	0.00	0.00	0.00
	0605000000	Population Management Services	0.00	0.00	0.00
1021004800		National Registration - Field Services	1,593,341,171.00	1,582,431,470.10	10,909,700.90
	0605000000	Population Management Services	0.00	(707,218.00)	707,218.00
	0602000000	National Government Administration and Field Services	0.00	0.00	0.00
	0626000000		1,593,341,171.00	1,583,138,688.10	10,202,482.90



Budget Execution by Heads and Programmes

Entity: 1021-State Department for Interior

Period: JUL-19 To JUN-20

Head	Program	Description	Approved Budget	Actual Payments	Variance
0000000000		Default Value (Non-Departmental)	0.00	0.00	0.00
	0000000000	Default - Non Programmatic	0.00	0.00	0.00
	0602000000	National Government Administration and Field Services	0.00	0.00	0.00
	0601000000	Policing Services	0.00	0.00	0.00
	0605000000	Population Management Services	0.00	0.00	0.00
1021000100		OOP Headquarters	7,758,177,736.00	6,608,265,644.45	1,149,912,091.55
	0602000000	National Government Administration and Field Services	7,758,177,736.00	6,608,265,644.45	1,149,912,091.55
	0601000000	Policing Services	0.00	0.00	0.00
1021000200		National Agency for Campaign Against Drug Abuse	536,240,000.00	536,240,000.00	0.00
	0602000000	National Government Administration and Field Services	536,240,000.00	536,240,000.00	0.00
1021000300		Regional Administration	971,873,865.00	939,752,968.20	32,120,896.80
	0601000000	Policing Services	0.00	0.00	0.00
	0602000000	National Government Administration and Field Services	971,873,865.00	939,752,968.20	32,120,896.80
1021000400		County Administration	13,733,500,862.00	13,723,302,691.50	10,198,170.50
	0601000000	Policing Services	0.00	0.00	0.00
	0602000000	National Government Administration and Field Services	13,733,500,862.00	13,723,302,691.50	10,198,170.50
1021000500		Administration Police Training College	6,160,636,664.00	6,001,611,686.55	159,024,977.45
	0000000000	Default - Non Programmatic	0.00	0.00	0.00
	0601000000	Policing Services	6,160,636,664.00	6,001,611,686.55	159,024,977.45
1021000600		Field Command and Regional AP Services	2,633,890,177.00	2,557,374,408.35	76,515,768.65
	0601000000	Policing Services	2,633,890,177.00	2,557,374,408.35	76,515,768.65
1021000700		Security of Government Buildings and Offices Scheme	1,762,928,744.00	1,758,921,731.25	4,007,012.75
	0601000000	Policing Services	1,762,928,744.00	1,758,921,731.25	4,007,012.75
1021000800		Office of the Deputy Inspector General - Administration Police Service	2,125,123,997.00	1,682,921,061.30	442,202,935.70
	0601000000	Policing Services	2,125,123,997.00	1,682,921,061.30	442,202,935.70
	0602000000	National Government Administration and Field Services	0.00	0.00	0.00
	0605000000	Population Management Services	0.00	0.00	0.00
1021000900		Rapid Deployment Unit (RDU)	646,648,886.00	624,110,248.50	22,538,637.50
	0601000000	Policing Services	646,648,886.00	624,110,248.50	22,538,637.50
1021001000		Senior Staff Training College Email	89,290,546.00	87,793,248.00	1,497,298.00
	0601000000	Policing Services	89,290,546.00	87,793,248.00	1,497,298.00
1021001100		AP Rural Border Patrol Unit	410,161,422.00	408,580,656.50	1,580,765.50
	0601000000	Policing Services	410,161,422.00	408,580,656.50	1,580,765.50
1021001200		Sub County AP Services	20,208,800,916.00	18,305,732,305.85	1,903,068,610.15
	0602000000	National Government Administration and Field Services	0.00	0.00	0.00
	0601000000	Policing Services	20,208,800,916.00	18,305,732,305.85	1,903,068,610.15
1021001300		Office of the Government Printer	674,773,063.00	620,939,160.95	53,833,902.05
	0601000000	Policing Services	0.00	0.00	0.00
	0602000000	National Government Administration and Field Services	0.00	0.00	0.00
	0603000000	Government Printing Services	674,773,063.00	620,939,160.95	53,833,902.05
1021001400		CID Headquarters Administration Services	3,371,021,025.00	3,254,138,957.40	116,882,067.60
	0601000000	Policing Services	3,371,021,025.00	3,254,138,957.40	116,882,067.60
1021001500		CID Field Services	3,506,335,652.00	3,320,217,709.25	186,117,942.75
	0601000000	Policing Services	3,506,335,652.00	3,320,217,709.25	186,117,942.75
1021001600		CID Specialized Units	309,315,674.00	246,319,000.75	62,996,673.25
	0601000000	Policing Services	309,315,674.00	246,319,000.75	62,996,673.25
1021001700		Community Policing	16,653,608.00	12,191,146.00	4,462,462.00
	0601000000	Policing Services	16,653,608.00	12,191,146.00	4,462,462.00
1021001800		Office of the Deputy Inspector General - Kenya Police Service	4,887,937,300.00	4,441,289,272.25	446,648,027.75
	0602000000	National Government Administration and Field Services	0.00	0.00	0.00

	0601000000	Policing Services	4,887,937,300.00	4,441,289,272.25	446,648,027.75
	0000000000	Default - Non Programmatic	0.00	0.00	0.00
1021001900		County Police Services	364,066,526.00	337,903,606.10	26,162,919.90
	0601000000	Policing Services	364,066,526.00	337,903,606.10	26,162,919.90
1021002000		Kenya Police College Kiganjo	1,314,521,492.00	1,223,630,761.45	90,890,730.55
	0000000000	Default - Non Programmatic	0.00	0.00	0.00
	0601000000	Policing Services	1,314,521,492.00	1,223,630,761.45	90,890,730.55
	0602000000	National Government Administration and Field Services	0.00	0.00	0.00
1021002100		Divisional Police Services	20,704,349,350.00	23,843,158,990.10	(3,138,809,640.10)
	0601000000	Policing Services	20,704,349,350.00	23,843,158,990.10	(3,138,809,640.10)
	0605000000	Population Management Services	0.00	0.00	0.00
1021002200		Traffic Section	864,228,626.00	817,748,243.75	46,480,382.25
	0601000000	Policing Services	864,228,626.00	817,748,243.75	46,480,382.25
1021002300		Presidential Escort	651,112,462.00	625,680,388.25	25,432,073.75
	0601000000	Policing Services	651,112,462.00	625,680,388.25	25,432,073.75
1021002400		Kenya Police Nairobi Region	2,895,059,333.00	2,844,950,103.00	50,109,230.00
	0601000000	Policing Services	2,895,059,333.00	2,844,950,103.00	50,109,230.00
1021002500		Police Dog Unit	323,139,026.00	288,369,678.30	34,769,347.70
	0601000000	Policing Services	323,139,026.00	288,369,678.30	34,769,347.70
1021002600		Anti-stock Theft Unit	1,197,355,426.00	1,190,627,874.25	6,727,551.75
	0601000000	Policing Services	1,197,355,426.00	1,190,627,874.25	6,727,551.75
1021002700		Railway Police	773,723,790.00	769,060,563.45	4,663,226.55
	0601000000	Policing Services	773,723,790.00	769,060,563.45	4,663,226.55
1021002800		Telecommunication Branch	105,901,233.00	82,541,923.30	23,359,309.70
	0601000000	Policing Services	105,901,233.00	82,541,923.30	23,359,309.70
1021002900		Motor Transport Branch	481,026,220.00	447,019,335.35	34,006,884.65
	0601000000	Policing Services	481,026,220.00	447,019,335.35	34,006,884.65
1021003000		Police Airwing	488,049,573.00	368,623,155.20	119,426,417.80
	0601000000	Policing Services	488,049,573.00	368,623,155.20	119,426,417.80
1021003100		Kenya Police Service Quartermaster	1,378,494,636.00	1,065,998,913.25	312,495,722.75
	0601000000	Policing Services	1,378,494,636.00	1,065,998,913.25	312,495,722.75
1021003200		Kenya Police Service Armourer	534,969,379.00	260,951,957.10	274,017,421.90
	0601000000	Policing Services	534,969,379.00	260,951,957.10	274,017,421.90
1021003300		Civilian Firearms Licencing Bureau	5,826,157.00	3,822,389.10	2,003,767.90
	0601000000	Policing Services	5,826,157.00	3,822,389.10	2,003,767.90
1021003400		Airport Police Unit	414,087,525.00	387,800,979.90	26,286,545.10
	0601000000	Policing Services	414,087,525.00	387,800,979.90	26,286,545.10
1021003600		Government Vehicle Check Unit	8,289,754.00	6,574,745.35	1,715,008.65
	0601000000	Policing Services	8,289,754.00	6,574,745.35	1,715,008.65
1021003700		Kenya Police Tourist Protection Unit	140,321,206.00	131,116,810.35	9,204,395.65
	0601000000	Policing Services	140,321,206.00	131,116,810.35	9,204,395.65
1021003800		Interpol Regional Bureau	31,788,964.00	30,215,640.00	1,573,324.00
	0601000000	Policing Services	31,788,964.00	30,215,640.00	1,573,324.00
1021003900		Kenya Police Regional Training Centre	29,563,582.00	20,224,886.00	9,338,696.00
	0601000000	Policing Services	29,563,582.00	20,224,886.00	9,338,696.00
1021004000		GSU Training College Embakasi	850,910,767.00	681,000,235.90	169,910,531.10
	0601000000	Policing Services	850,910,767.00	681,000,235.90	169,910,531.10
1021004100		GSU Headquarters Administrative Services	8,504,520,546.00	8,350,746,171.60	153,774,374.40
	0602000000	National Government Administration and Field Services	0.00	0.00	0.00
	0601000000	Policing Services	8,504,520,546.00	8,350,746,171.60	153,774,374.40
1021004200		The Kenya School of Leadership	67,411,268.00	58,604,614.95	8,806,653.05
	0602000000	National Government Administration and Field Services	67,411,268.00	58,604,614.95	8,806,653.05
1021004400		Office of Inspector General of Police	7,673,035,468.00	6,688,727,365.35	984,308,102.65
	0601000000	Policing Services	7,673,035,468.00	6,688,727,365.35	984,308,102.65
1021004500		Immigration and Registration of Persons - Headquarters	0.00	(500,000.00)	500,000.00
	0601000000	Policing Services	0.00	0.00	0.00
	0605000000	Population Management Services	0.00	(500,000.00)	500,000.00
1021004600		Finance Unit - Interior	0.00	(49,800.00)	49,800.00
	0605000000	Population Management Services	0.00	(49,800.00)	49,800.00
1021004700		Central Planning Unit - Interior	0.00	0.00	0.00
	0605000000	Population Management Services	0.00	0.00	0.00
1021004800		National Registration - Field Services	1,593,341,171.00	1,582,431,470.10	10,909,700.90
	0605000000	Population Management Services	0.00	(707,218.00)	707,218.00
	0602000000	National Government Administration and Field Services	0.00	0.00	0.00
	0626000000		1,593,341,171.00	1,583,138,688.10	10,202,482.90

	0601000000	Policing Services	0.00	0.00	0.00
	0617000000	Management of Electoral Processes	0.00	0.00	0.00
	0606000000	Legal Services to Government and the Public	0.00	0.00	0.00
1021004900		Civil Registration - Field Services	512,137,721.00	463,428,193.55	48,709,527.45
	0605000000	Population Management Services	0.00	(53,200.00)	53,200.00
	0606000000	Legal Services to Government and the Public	0.00	0.00	0.00
	0626000000		512,137,721.00	463,481,393.55	48,656,327.45
	0602000000	National Government Administration and Field Services	0.00	0.00	0.00
1021005000		Immigration Department - Headquarters	0.00	(112,200.00)	112,200.00
	0601000000	Policing Services	0.00	0.00	0.00
	0605000000	Population Management Services	0.00	(112,200.00)	112,200.00
1021005100		Immigration Border points	0.00	0.00	0.00
	0605000000	Population Management Services	0.00	0.00	0.00
1021005200		Immigration Border Control Points	0.00	0.00	0.00
	0000000000	Default - Non Programmatic	0.00	0.00	0.00
	0605000000	Population Management Services	0.00	0.00	0.00
1021005300		Immigration Jomo Kenyatta International Airport	0.00	0.00	0.00
	0605000000	Population Management Services	0.00	0.00	0.00
1021005400		Immigration Eldoret International Airport	0.00	0.00	0.00
	0605000000	Population Management Services	0.00	0.00	0.00
1021005500		Immigration Coast Region	0.00	0.00	0.00
	0605000000	Population Management Services	0.00	0.00	0.00
1021005600		Immigration Western Region	0.00	0.00	0.00
	0605000000	Population Management Services	0.00	0.00	0.00
1021005700		Refugees Affairs Department	0.00	(30,157.60)	30,157.60
	0602000000	National Government Administration and Field Services	0.00	0.00	0.00
	0605000000	Population Management Services	0.00	(30,157.60)	30,157.60
1021005800		Refugees Affairs Field Services	0.00	0.00	0.00
	0605000000	Population Management Services	0.00	0.00	0.00
1021005900		National Registration of Persons Bureau	788,984,895.00	700,189,352.65	88,795,542.35
	0605000000	Population Management Services	0.00	730,030.00	(730,030.00)
	0626000000		788,984,895.00	699,459,322.65	89,525,572.35
1021006000		Civil Registration Services Headquarters	289,531,806.00	236,123,522.20	53,408,283.80
	0605000000	Population Management Services	0.00	(19,600.00)	19,600.00
	0626000000		289,531,806.00	236,143,122.20	53,388,683.80
	0601000000	Policing Services	0.00	0.00	0.00
1021006100		Population Registration Services	76,730,398.00	67,744,958.60	8,985,439.40
	0626000000		76,730,398.00	68,001,558.60	8,728,839.40
	0605000000	Population Management Services	0.00	(256,600.00)	256,600.00
1021006200		Identity Card Production Center Planning (Nairobi)	146,063,096.00	147,907,021.00	(1,843,925.00)
	0626000000		146,063,096.00	143,926,221.00	2,136,875.00
	0605000000	Population Management Services	0.00	3,980,800.00	(3,980,800.00)
1021006300		Kenya Citizens and Foreign Nationals Management Service	0.00	0.00	0.00
	0605000000	Population Management Services	0.00	0.00	0.00
1021006600		National Cohesion	383,580,000.00	383,580,000.00	0.00
	0602000000	National Government Administration and Field Services	383,580,000.00	383,580,000.00	0.00
1021006900		National Disaster Operations	27,997,329.00	22,003,560.20	5,993,768.80
	0602000000	National Government Administration and Field Services	27,997,329.00	22,003,560.20	5,993,768.80
1021007300		Betting and Control	90,809,113.00	83,819,257.20	6,989,855.80
	0602000000	National Government Administration and Field Services	90,809,113.00	83,775,756.20	7,033,356.80
	0624000000		0.00	43,501.00	(43,501.00)
1021007400		Resettlement and Reconstruction	6,062,601.00	1,428,349.40	4,634,251.60
	0602000000	National Government Administration and Field Services	6,062,601.00	1,428,349.40	4,634,251.60
1021007600			302,685,700.00	301,117,525.00	1,568,175.00
	0736000000		0.00	0.00	0.00
	0602000000	National Government Administration and Field Services	302,685,700.00	301,117,525.00	1,568,175.00
1021007900			339,173,563.00	329,398,479.85	9,775,083.15
	0601000000	Policing Services	0.00	0.00	0.00
	0602000000	National Government Administration and Field Services	339,173,563.00	329,398,479.85	9,775,083.15
1021008000			151,933,400.00	151,933,400.00	0.00

	0602000000	National Government Administration and Field Services	151,933,400.00	151,933,400.00	0.00
	0601000000	Policing Services	0.00	0.00	0.00
1021008100			2,430,800,000.00	1,650,250,000.00	780,550,000.00
	0625000000		2,430,800,000.00	1,650,250,000.00	780,550,000.00
1021008200			26,287,919.00	20,625,285.75	5,662,633.25
	0601000000	Policing Services	26,287,919.00	20,625,285.75	5,662,633.25
1021100100			0.00	0.00	0.00
	0602000000	National Government Administration and Field Services	0.00	0.00	0.00
1021100200			1,610,105,474.00	1,407,271,583.00	202,833,891.00
	0601000000	Policing Services	1,610,105,474.00	1,407,271,583.00	202,833,891.00
1021100300			102,109,555.00	343,421,590.00	(241,312,035.00)
	0601000000	Policing Services	102,109,555.00	343,421,590.00	(241,312,035.00)
1021100400			157,673,676.00	162,907,395.60	(5,233,719.60)
	0601000000	Policing Services	157,673,676.00	162,907,395.60	(5,233,719.60)
1021100600			322,752,788.00	261,978,288.55	60,774,499.45
	0601000000	Policing Services	322,752,788.00	261,978,288.55	60,774,499.45
1021100700			9,355,220.00	8,042,720.00	1,312,500.00
	0601000000	Policing Services	9,355,220.00	8,042,720.00	1,312,500.00
1021100800			159,805,536.00	95,431,099.80	64,374,436.20
	0601000000	Policing Services	159,805,536.00	95,431,099.80	64,374,436.20
1021100900		Construction of Regional, County and Sub County offices.	178,686,985.00	823,021,996.00	(644,335,011.00)
	0602000000	National Government Administration and Field Services	178,686,985.00	823,021,996.00	(644,335,011.00)
	0603000000	Government Printing Services	0.00	0.00	0.00
1021101000		Refurbishment of 290 sub county offices.	43,105,572.00	233,312,442.40	(190,206,870.40)
	0602000000	National Government Administration and Field Services	43,105,572.00	233,312,442.40	(190,206,870.40)
1021101100			0.00	5,247,716.00	(5,247,716.00)
	0602000000	National Government Administration and Field Services	0.00	5,247,716.00	(5,247,716.00)
1021101200			99,990,000.00	19,839,652.90	80,150,347.10
	0603000000	Government Printing Services	99,990,000.00	19,839,652.90	80,150,347.10
1021101400			1,181,900.00	32,595,000.00	(31,413,100.00)
	0605000000	Population Management Services	0.00	0.00	0.00
	0626000000		1,181,900.00	32,595,000.00	(31,413,100.00)
1021101600			863,241,868.00	879,088,301.20	(15,846,433.20)
	0626000000		863,241,868.00	879,088,301.20	(15,846,433.20)
	0601000000	Policing Services	0.00	(2,503,483.50)	2,503,483.50
	0605000000	Population Management Services	0.00	0.00	0.00
1021101700			0.00	0.00	0.00
	0605000000	Population Management Services	0.00	0.00	0.00
1021101800			33,560,750.00	58,751,000.00	(25,190,250.00)
	0626000000		33,560,750.00	58,751,000.00	(25,190,250.00)
	0605000000	Population Management Services	0.00	0.00	0.00
1021102000		Digitizing Certificates of Births and Deaths.	100,000,000.00	93,559,562.40	6,440,437.60
	0626000000		100,000,000.00	93,559,562.40	6,440,437.60
1021102200			0.00	0.00	0.00
	0605000000	Population Management Services	0.00	0.00	0.00
1021102300			0.00	0.00	0.00
	0605000000	Population Management Services	0.00	0.00	0.00
1021102400			0.00	0.00	0.00
	0605000000	Population Management Services	0.00	0.00	0.00
1021102500			0.00	0.00	0.00
	0605000000	Population Management Services	0.00	0.00	0.00
1021102600			0.00	0.00	0.00
	0605000000	Population Management Services	0.00	0.00	0.00
1021102700			0.00	0.00	0.00
	0605000000	Population Management Services	0.00	0.00	0.00
1021102800			0.00	0.00	0.00
	0605000000	Population Management Services	0.00	0.00	0.00
1021103100			0.00	0.00	0.00
	0605000000	Population Management Services	0.00	0.00	0.00
1021103300			0.00	0.00	0.00
	0605000000	Population Management Services	0.00	0.00	0.00
1021103500			0.00	0.00	0.00
	0601000000	Policing Services	0.00	0.00	0.00
1021103600			0.00	0.00	0.00
	0602000000	National Government Administration and Field Services	0.00	0.00	0.00
1021103700		Resettlement of IDPs and Restorative Justice	0.00	0.00	0.00
	0602000000	National Government Administration	0.00	0.00	0.00

		and Field Services			
1021103800			1,532,812,223.00	32,812,223.00	1,500,000,000.00
	0602000000	National Government Administration and Field Services	1,532,812,223.00	32,812,223.00	1,500,000,000.00
1021103900			0.00	15,000,000.00	(15,000,000.00)
	0602000000	National Government Administration and Field Services	0.00	15,000,000.00	(15,000,000.00)
1021104000			0.00	0.00	0.00
	0605000000	Population Management Services	0.00	0.00	0.00
1021104100			0.00	25,000,000.00	(25,000,000.00)
	0602000000	National Government Administration and Field Services	0.00	25,000,000.00	(25,000,000.00)
1021104200			0.00	18,500,000.00	(18,500,000.00)
	0602000000	National Government Administration and Field Services	0.00	18,500,000.00	(18,500,000.00)
1021104300			0.00	0.00	0.00
	0601000000	Policing Services	0.00	0.00	0.00
1021104800			0.00	0.00	0.00
	0601000000	Policing Services	0.00	0.00	0.00
1021104900			0.00	0.00	0.00
	0601000000	Policing Services	0.00	0.00	0.00
1021105000			0.00	0.00	0.00
	0601000000	Policing Services	0.00	0.00	0.00
1021105100			13,356,470.00	13,356,470.00	0.00
	0626000000		13,356,470.00	13,356,470.00	0.00
	0605000000	Population Management Services	0.00	0.00	0.00
1021105200			0.00	0.00	0.00
	0605000000	Population Management Services	0.00	0.00	0.00
1021105600			2,438,146.00	7,438,146.00	(5,000,000.00)
	0605000000	Population Management Services	0.00	0.00	0.00
	0626000000		2,438,146.00	7,438,146.00	(5,000,000.00)
1021105800			1,961,500,000.00	2,262,664,288.00	(301,164,288.00)
	0602000000	National Government Administration and Field Services	1,550,000,000.00	1,550,000,000.00	0.00
	0626000000		411,500,000.00	711,398,288.00	(299,898,288.00)
	0605000000	Population Management Services	0.00	1,266,000.00	(1,266,000.00)
1021105900			0.00	0.00	0.00
	0602000000	National Government Administration and Field Services	0.00	0.00	0.00
1021106200			400,000,000.00	400,000,000.00	0.00
	0625000000		400,000,000.00	400,000,000.00	0.00
1021106300			0.00	41,832,514.00	(41,832,514.00)
	0602000000	National Government Administration and Field Services	0.00	41,832,514.00	(41,832,514.00)
1021106400		Completion of Civil Registry Offices (County/Sub-County Registries).	0.00	182,818,208.80	(182,818,208.80)
	0626000000		0.00	182,818,208.80	(182,818,208.80)
1021106500			1,000,000,000.00	1,000,000,000.00	0.00
	0601000000	Policing Services	1,000,000,000.00	1,000,000,000.00	0.00
1021106700		Safe Roads/Usalama Barabarani Programme (NTSA)	69,967,322.00	31,248,308.00	38,719,014.00
	0625000000		69,967,322.00	31,248,308.00	38,719,014.00
1021107200		Improvement of Civil Registration System	3,000,000.00	0.00	3,000,000.00
	0626000000		3,000,000.00	0.00	3,000,000.00
		Grand Total	135,435,824,643.00	130,251,227,951.95	5,184,596,691.05

The Statement has been prepared, reviewed and approved by the following:

Prepared By: _____

Date: _____

Reviewed By: _____

Date: _____

Approved By: _____

Date: _____

1021103800		and Field Services			
	0602000000	National Government Administration and Field Services	1,532,812,223.00	32,812,223.00	1,500,000,000.00
1021103900			0.00	15,000,000.00	(15,000,000.00)
	0602000000	National Government Administration and Field Services	0.00	15,000,000.00	(15,000,000.00)
1021104000			0.00	0.00	0.00
	0605000000	Population Management Services	0.00	0.00	0.00
1021104100			0.00	25,000,000.00	(25,000,000.00)
	0602000000	National Government Administration and Field Services	0.00	25,000,000.00	(25,000,000.00)
1021104200			0.00	18,500,000.00	(18,500,000.00)
	0602000000	National Government Administration and Field Services	0.00	18,500,000.00	(18,500,000.00)
1021104300			0.00	0.00	0.00
	0601000000	Policing Services	0.00	0.00	0.00
1021104800			0.00	0.00	0.00
	0601000000	Policing Services	0.00	0.00	0.00
1021104900			0.00	0.00	0.00
	0601000000	Policing Services	0.00	0.00	0.00
1021105000			0.00	0.00	0.00
	0601000000	Policing Services	0.00	0.00	0.00
1021105100			13,356,470.00	13,356,470.00	0.00
	0626000000		13,356,470.00	13,356,470.00	0.00
	0605000000	Population Management Services	0.00	0.00	0.00
1021105200			0.00	0.00	0.00
	0605000000	Population Management Services	0.00	0.00	0.00
1021105600			2,438,146.00	7,438,146.00	(5,000,000.00)
	0605000000	Population Management Services	0.00	0.00	0.00
	0626000000		2,438,146.00	7,438,146.00	(5,000,000.00)
1021105800			1,961,500,000.00	2,262,664,288.00	(301,164,288.00)
	0602000000	National Government Administration and Field Services	1,550,000,000.00	1,550,000,000.00	0.00
	0626000000		411,500,000.00	711,398,288.00	(299,898,288.00)
	0605000000	Population Management Services	0.00	1,266,000.00	(1,266,000.00)
1021105900			0.00	0.00	0.00
	0602000000	National Government Administration and Field Services	0.00	0.00	0.00
1021106200			400,000,000.00	400,000,000.00	0.00
	0625000000		400,000,000.00	400,000,000.00	0.00
1021106300			0.00	41,832,514.00	(41,832,514.00)
	0602000000	National Government Administration and Field Services	0.00	41,832,514.00	(41,832,514.00)
1021106400		Completion of Civil Registry Offices (County/Sub-County Registries).	0.00	182,818,208.80	(182,818,208.80)
	0626000000		0.00	182,818,208.80	(182,818,208.80)
1021106500			1,000,000,000.00	1,000,000,000.00	0.00
	0601000000	Policing Services	1,000,000,000.00	1,000,000,000.00	0.00
1021106700		Safe Roads/Usalama Barabarani Programme (NTSA)	69,967,322.00	31,248,308.00	38,719,014.00
	0625000000		69,967,322.00	31,248,308.00	38,719,014.00
1021107200		Improvement of Civil Registration System	3,000,000.00	0.00	3,000,000.00
	0626000000		3,000,000.00	0.00	3,000,000.00
		Grand Total	135,435,824,643.00	130,251,227,951.95	5,184,596,691.05

The Statement has been prepared, reviewed and approved by the following:

Prepared By: _____

Date: _____

Reviewed By: _____

Date: _____

Approved By: _____

Date: _____



SUMMARY STATEMENT OF DEPOSITS

Entity: 1021-State Department for Interior

Current Period: JUL-19 To JUN-20

Compare With: JUL-18 To JUN-19

Economic Item	6550101 - Ministry HQ Deposit Bank A/C	
	Current Period	Previous Period
Opening Balance	362,816,657.90	362,816,657.90
Transfers of retentions during the year	0.00	0.00
Payments made out of deposit account during the year	0.00	0.00
Closing Balance	362,816,657.90	362,816,657.90

Principal Secretary Controller Principal Accounts

The Statement has been prepared, reviewed and approved by the following:

Prepared By: _____

Date: _____

Reviewed By: _____

Date: _____

Approved By: _____

Date: _____



Trial Balance Comparison Report

Entity: 1021-State Department for Interior

Current Period: JUL-19 To JUN-20

Compare With: JUL-18 To ADJ2-19

Account No and Description	Current Period		Previous period	
	Debit Balance	Credit Balance	Debit Balance	Credit Balance
	Kshs	Kshs	Kshs	Kshs
1110101 Personal Income Tax - PAYE Government Employees	0.00	0.00	0.00	0.00
1110100 Receipt of Income Tax from Individuals	0.00	0.00	0.00	0.00
1110000 Taxes on Income, Profits and Capital Gains	0.00	0.00	0.00	0.00
1140501 Liquor Licences	0.00	0.00	0.00	0.00
1140500 Receipts from Permission to Use the Goods or to Perform Services and Activities	0.00	0.00	0.00	0.00
1140000 Taxes on Goods and Services	0.00	0.00	0.00	0.00
1320202 Capital Grants from International Organizations	0.00	0.00	0.00	0.00
1320200 Grants from International Organizations - Direct Payments AIA	0.00	0.00	0.00	0.00
1320000 Grants from International Organisations	0.00	0.00	0.00	0.00
1420223 Licence Fees	0.00	0.00	0.00	0.00
1420224 Registration of Births and Deaths	0.00	0.00	0.00	0.00
1420225 Immigration Visas and Other Consular Fees	0.00	0.00	0.00	0.00
1420226 Passport Fees	0.00	0.00	0.00	0.00
1420227 Work Permit Fees	0.00	0.00	0.00	0.00
1420228 Identity Cards Fees	0.00	0.00	0.00	0.00
1420229 Other Immigration Fees	0.00	0.00	0.00	0.00
1420233 Surcharge Fees	0.00	0.00	0.00	0.00
1420234 Certificate of Good Conduct Fees	0.00	0.00	0.00	0.00
1420235 Hire of Security Services fees	0.00	0.00	0.00	0.00
1420299 Other Receipts from Administrative Fees and Charges	0.00	33,431,825.00	0.00	35,000,000.00
1420200 Administrative Fees and Charges	0.00	33,431,825.00	0.00	35,000,000.00
1420310 Examination and Tuition Fees	0.00	10,000,000.00	0.00	0.00
1420341 Agency Fees	0.00	1,229,250,000.00	0.00	0.00
1420300 Administrative Fees and Charges collected as AIA	0.00	1,239,250,000.00	0.00	0.00
1420601 Sale of Tender Documents	0.00	0.00	0.00	0.00
1420600 Receipts from Sale of Incidental Goods	0.00	0.00	0.00	0.00
1420000 Sales of Goods and Services	0.00	1,272,681,825.00	0.00	35,000,000.00
1450101 Sundry Revenue	0.00	0.00	0.00	0.00
1450100 Paid to Exchequer	0.00	0.00	0.00	0.00
1450000 Other Receipts Not Elsewhere Classified	0.00	0.00	0.00	0.00
1540105 Other Miscellaneous Receipts	0.00	0.00	0.00	27,000,000.00
1540100 Other Miscellaneous Revenues	0.00	0.00	0.00	27,000,000.00
1540000 Financial Assets Loan	0.00	0.00	0.00	27,000,000.00
1990102 Realized Gain/Loss	0.00	0.00	0.00	0.00
1990100 System Required Revenue A/cs	0.00	0.00	0.00	0.00
1990000 System Required Revenue	0.00	0.00	0.00	0.00
2110101 Basic Salaries - Civil Service	50,661,271,520.75	0.00	48,308,150,934.40	0.00
2110100 Basic Salaries - Permanent Employees	50,661,271,520.75	0.00	48,308,150,934.40	0.00
2110201 Contractual Employees	10,990,100.00	0.00	10,990,005.00	0.00
2110202 Casual Labour - Others	85,513,592.50	0.00	85,189,241.00	0.00
2110200 Basic Wages - Temporary Employees	96,503,692.50	0.00	96,179,246.00	0.00
2110301 House Allowance	13,927,867,546.30	0.00	11,954,567,511.60	0.00
2110303 Acting Allowance	17,148,926.20	0.00	22,148,258.00	0.00
2110304 Overtime - Civil Service	185,342,387.55	0.00	155,606,973.00	0.00
2110307 Hardship Allowance	2,175,274,124.75	0.00	2,242,187,152.75	0.00
2110308 Medical Allowance	0.00	1,853.00	0.00	0.00
2110309 Special Duty Allowance	27,511,840.60	0.00	26,826,957.00	0.00
2110310 Top-up Allowance	1,700,381,251.15	0.00	1,676,713,669.80	0.00
2110311 Transfer Allowance	1,065,930,996.25	0.00	1,152,338,940.10	0.00
2110312 Responsibility Allowance	173,637,987.90	0.00	173,584,016.50	0.00
2110313 Entertainment Allowance	66,003,322.00	0.00	62,622,218.00	0.00
2110314 Transport Allowance	4,582,274,610.35	0.00	3,390,001,548.90	0.00
2110315 Extreneous Allowance	439,980,553.35	0.00	272,279,677.15	0.00

Account No and Description	Current Period		Previous period	
	Debit Balance	Credit Balance	Debit Balance	Credit Balance
2110317 Domestic Servant Allowance	14,937,521.75	0.00	14,570,297.00	0.00
2110318 n Practising Allowance	1,211,172.50	0.00	2,671,104.00	0.00
2110319 Top-up House Allowance	3,427,557.00	0.00	42,837,480.00	0.00
2110320 Leave Allowance	676,712,353.70	0.00	771,424,901.65	0.00
2110321 Administrative Allowance	1,414,055,664.10	0.00	0.00	0.00
2110322 Risk Allowance	2,213,399.90	0.00	2,213,400.00	0.00
2110334 Instructors Allowance	338,804,627.40	0.00	316,694,120.60	0.00
2110337 Police/Prison Allowance	12,239,652,626.05	0.00	11,007,453,666.30	0.00
2110300 Personal Allowances paid as part of Salary	39,052,368,468.80	1,853.00	33,286,741,892.35	0.00
2110000 Wages and Salary Contributions	89,810,143,682.05	1,853.00	81,691,072,072.75	0.00
2210101 Electricity	1,010,809,122.50	0.00	1,494,565,645.80	0.00
2210102 Water and Sewerage Charges	310,591,809.90	0.00	448,406,105.15	0.00
2210103 Gas expenses	771,838.00	0.00	695,623.00	0.00
2210100 Utilities, Supplies and Services	1,322,172,770.40	0.00	1,943,667,373.95	0.00
2210201 Telephone, Telex, Facsimile and Mobile Phone Services	70,388,292.00	0.00	139,266,852.80	0.00
2210202 Internet Connections	1,827,034.00	0.00	4,277,651.95	0.00
2210203 Courier & Postal Services	22,309,323.10	0.00	28,429,622.90	0.00
2210204 Leased Communication Lines	1,495,000.00	0.00	1,511,263.35	0.00
2210205 Satellite Access Services	0.00	0.00	0.00	0.00
2210200 Communication, Supplies and Services	96,019,649.10	0.00	173,485,391.00	0.00
2210301 Travel Costs (airlines, bus, railway, mileage allowances, etc.)	128,444,418.20	0.00	170,648,070.00	0.00
2210302 Accommodation - Domestic Travel	496,953,569.35	0.00	766,429,617.75	0.00
2210303 Daily Subsistence Allowance	455,313,311.30	0.00	497,104,453.45	0.00
2210304 Sundry Items (e.g. airport tax, taxis, etc?)	51,612.00	0.00	308,513.00	0.00
2210305 Shipment of Personal and Household Effects	0.00	0.00	0.00	0.00
2210306 Repatriation Costs	256,000.00	0.00	1,025,000.00	0.00
2210307 Passage & Transfer Expenses	8,532,786.35	0.00	10,577,043.30	0.00
2210308 Local Presidential Visits	197,400,970.35	0.00	208,762,609.70	0.00
2210310 Field Operational Allowance	2,540,131.00	0.00	2,580,231.00	0.00
2210300 Domestic Travel and Subsistence, and Other Transportation Costs	1,289,492,798.55	0.00	1,657,435,538.20	0.00
2210401 Travel Costs (airlines, bus, railway, etc.)	2,855,819.50	0.00	10,737,119.00	0.00
2210402 Accommodation	5,462,802.90	0.00	15,886,581.80	0.00
2210403 Daily Subsistence Allowance	207,800.00	0.00	1,712,435.00	0.00
2210404 Sundry Items (e.g. airport tax, taxis, etc?)	75,000.00	0.00	176,962.00	0.00
2210406 Repatriation Costs	0.00	0.00	0.00	0.00
2210400 Foreign Travel and Subsistence, and other transportation costs	8,601,422.40	0.00	28,513,097.80	0.00
2210502 Publishing & Printing Services	6,376,255.00	0.00	10,752,361.00	0.00
2210503 Subscriptions to Newspapers, Magazines and Periodicals	1,037,106.05	0.00	2,253,330.00	0.00
2210504 Advertising, Awareness and Publicity Campaigns	451,510.00	0.00	385,374,221.20	0.00
2210505 Trade Shows and Exhibitions	201,990.00	0.00	399,950.00	0.00
2210500 Printing, Advertising and Information Supplies and Services	8,066,861.05	0.00	398,779,862.20	0.00
2210602 Payment of Rents and Rates - Residential	60,045,006.00	0.00	588,491,807.95	0.00
2210603 Rents and Rates - Non-Residential	172,891,730.60	0.00	312,413,411.20	0.00
2210604 Hire of Transport, Equipment	11,213,432.00	0.00	17,867,930.65	0.00
2210600 Rentals of Produced Assets	244,150,168.60	0.00	918,773,149.80	0.00
2210701 Travel Allowance	80,127,563.40	0.00	158,534,239.95	0.00
2210702 Remuneration of Instructors and Contract Based Training Services	12,589,203.60	0.00	15,588,480.80	0.00
2210703 Production and Printing of Training Materials	1,159,547.50	0.00	2,548,211.00	0.00
2210704 Hire of Training Facilities and Equipment	4,392,627.60	0.00	109,796,230.10	0.00
2210705 Field Training Attachments	2,546,194.00	0.00	4,446,097.25	0.00
2210706 Book Allowance	31,000.00	0.00	274,595.00	0.00
2210707 Project Allowance	31,600.00	0.00	382,090.00	0.00
2210708 Trainer Allowance	3,926,913.50	0.00	8,382,761.00	0.00
2210710 Accommodation Allowance	2,282,040.00	0.00	2,696,114.00	0.00
2210711 Tuition Fees Allowance	2,641,083.55	0.00	5,208,523.00	0.00
2210712 Trainee Allowance	54,228,603.00	0.00	301,756,683.90	0.00
2210713 Physical Fitness and Aptitude Assessment and Training	5,000.00	0.00	570,800.00	0.00
2210700 Training Expenses	163,961,381.15	0.00	610,184,826.00	0.00
2210801 Catering Services (receptions),	26,294,741.00	0.00	50,185,927.20	0.00

Account No and Description	Current Period		Previous period	
	Debit Balance	Credit Balance	Debit Balance	Credit Balance
Accommodation, Gifts, Food and Drinks				
2210802 Boards, Committees, Conferences and Seminars	984,369,623.40	0.00	3,486,270,068.90	0.00
2210803 State Hospitality Costs	354,200.00	0.00	733,911.00	0.00
2210805 National Celebrations	251,595,725.40	0.00	153,449,536.00	0.00
2210807 Medals, Awards and Honors	21,300.00	0.00	0.00	0.00
2210808 Purchase of Coffins	2,135,400.00	0.00	5,246,443.10	0.00
2210809 Board Allowance	9,195,452.50	0.00	14,324,580.00	0.00
2210800 Hospitality Supplies and Servi	1,273,966,442.30	0.00	3,710,210,466.20	0.00
2210901 Group Personal Insurance	2,295,594,440.00	0.00	3,263,569,173.00	0.00
2210910 Medical Insurance	2,480,629,354.00	0.00	3,285,805,560.00	0.00
2210900 Insurance Costs	4,776,223,794.00	0.00	6,549,374,733.00	0.00
2211001 Medical Drugs	10,546,239.50	0.00	7,171,939.20	0.00
2211002 Dressings and Other Non-Pharmaceutical Medical Items	0.00	0.00	0.00	0.00
2211003 Veterinarian Supplies and Materials	73,184,315.00	0.00	77,301,039.00	0.00
2211004 Fungicides, Insecticides and Sprays	9,708,223.00	0.00	10,180,585.00	0.00
2211005 Chemicals and Industrial Gases	687,600.00	0.00	286,616.00	0.00
2211006 Purchase of Workshop Tools, Spares and Small Equipment	1,470,532.40	0.00	2,252,934.00	0.00
2211008 Laboratory Materials, Supplies and Small Equipment	91,242,626.70	0.00	93,307,214.35	0.00
2211009 Education and Library Supplies	11,282,555.00	0.00	11,166,736.00	0.00
2211010 Supplies for Broadcasting and Information Services	0.00	0.00	0.00	0.00
2211011 Purchase/Production of Photographic and Audio-Visual Materials	5,544,438.35	0.00	5,529,550.00	0.00
2211012 Purchase of Police, Prisons, and NYS Small Equipment and Supplies	214,313,217.40	0.00	405,131,940.25	0.00
2211013 Military and Security Supplies and Equipment	1,968,700.00	0.00	3,591,400.00	0.00
2211015 Foods and Rations	2,652,550,648.10	0.00	3,362,159,498.15	0.00
2211016 Purchase of Uniforms and Clothing - Staff	513,889,352.50	0.00	861,405,540.25	0.00
2211018 Purchase of Uniforms and Clothing - Trainees	171,250,490.00	0.00	190,284,736.90	0.00
2211020 Uniform and Clothing Allowances	101,500.00	0.00	0.00	0.00
2211021 Purchase of Bedding and Linen	8,477,749.80	0.00	11,116,070.00	0.00
2211023 Supplies for Production	3,086,667,403.05	0.00	1,303,312,258.90	0.00
2211024 Purchase of Election materials- Ballot Boxes, Polling Booths, Security Rivets and Security Seals	1,002,350.00	0.00	1,028,585.75	0.00
2211026 Purchase of Vaccines and Sera	4,630,376.30	0.00	4,408,795.70	0.00
2211029 Purchase of Safety Gear	2,488,000.00	0.00	2,217,890.00	0.00
2211000 Specialised Materials and Supp	6,861,006,317.10	0.00	6,351,853,329.45	0.00
2211101 General Office Supplies (papers, pencils, forms, small office equipment etc)	274,333,430.40	0.00	345,583,664.80	0.00
2211102 Supplies and Accessories for Computers and Printers	20,610,353.90	0.00	56,561,736.55	0.00
2211103 Sanitary and Cleaning Materials, Supplies and Services	10,388,579.15	0.00	21,231,527.05	0.00
2211100 Office and General Supplies and Services	305,332,363.45	0.00	423,376,928.40	0.00
2211201 Refined Fuels and Lubricants for Transport	1,465,080,944.10	0.00	1,599,228,785.55	0.00
2211202 Refined Fuels and Lubricants for Production	760,891.60	0.00	770,819.65	0.00
2211203 Refined Fuels and Lubricants -- Other	7,483,699.00	0.00	7,149,196.70	0.00
2211204 Other Fuels (wood, charcoal, cooking gas etc?)	18,984,177.70	0.00	23,126,210.00	0.00
2211200 Fuel Oil and Lubricants	1,492,309,712.40	0.00	1,630,275,011.90	0.00
2211301 Bank Service Commission and Charges	4,964,431.75	0.00	14,336,207.00	0.00
2211304 Medical Expenses	0.00	0.00	0.00	0.00
2211305 Contracted Guards and Cleaning Services	16,562,570.95	0.00	31,010,431.65	0.00
2211306 Membership Fees, Dues and Subscriptions to Professional and Trade Bodies	156,500.00	0.00	838,850.00	0.00
2211308 Legal Dues/fees, Arbitration and Compensation Payments	782,507,681.45	0.00	506,422,347.40	0.00
2211310 Contracted Professional Services	9,902,973.70	0.00	5,906,710.65	0.00
2211311 Contracted Technical Services	0.00	0.00	0.00	0.00
2211312 Confidential Expenditures	1,195,856,040.40	0.00	549,569,009.25	0.00
2211313 Security Operations	9,510,111,879.30	0.00	9,368,626,022.20	0.00
2211320 Temporary Committee Expenses	209,197,032.85	0.00	567,645,101.45	0.00
2211321 Parking charges	0.00	0.00	0.00	0.00

Account No and Description	Current Period		Previous period	
	Debit Balance	Credit Balance	Debit Balance	Credit Balance
2211322 Binding of Records	7,025,478.00	0.00	4,384,172.00	0.00
2211323 Laundry Expenses	60,000.00	0.00	685,851.70	0.00
2211328 Counselling Services	11,866,348.00	0.00	21,854,266.00	0.00
2211331 Refund of Passport	0.00	0.00	0.00	0.00
2211300 Other Operating Expenses	11,748,210,936.40	0.00	11,071,278,969.30	0.00
2210000 Goods and Services	29,589,514,616.90	0.00	35,467,208,677.20	0.00
2220101 Maintenance Expenses - Motor Vehicles	699,936,663.40	0.00	736,994,192.75	0.00
2220102 Maintenance Expenses - Aircraft	35,143,579.90	0.00	40,074,289.70	0.00
2220103 Maintenance Expenses - Boats and Ferries	2,035,000.00	0.00	0.00	0.00
2220100 Routine Maintenance - Vehicles	737,115,243.30	0.00	777,068,482.45	0.00
2220201 Maintenance of Plant, Machinery and Equipment (including lifts)	167,709,804.70	0.00	107,482,014.10	0.00
2220202 Maintenance of Office Furniture and Equipment	16,183,160.00	0.00	27,809,418.00	0.00
2220203 Maintenance of Medical and Dental Equipment	1,239,626.10	0.00	2,074,061.00	0.00
2220204 Maintenance of Buildings -- Residential	5,220,846.00	0.00	10,819,856.00	0.00
2220205 Maintenance of Buildings and Stations -- Non-Residential	35,054,445.25	0.00	68,710,003.00	0.00
2220207 Maintenance of Roads, Ports and Jetties	169,553.00	0.00	257,985.00	0.00
2220209 Minor Alterations to Buildings and Civil Works	2,198,340.00	0.00	3,040,036.00	0.00
2220210 Maintenance of Computers, Software, and Networks	13,610,920.00	0.00	25,645,250.60	0.00
2220212 Maintenance of Communications Equipment	0.00	0.00	0.00	0.00
2220200 Routine Maintenance - Other Assets	241,386,695.05	0.00	245,838,623.70	0.00
2220000 Routine Maintenance	978,501,938.35	0.00	1,022,907,106.15	0.00
2620150 International Olympic Commission	0.00	0.00	0.00	0.00
2620182 Contribution to Commonwealth Parliamentary Association	0.00	0.00	0.00	0.00
2620100 Membership Fees and Dues and Subscriptions to International Organizations	0.00	0.00	0.00	0.00
2620000 Grants and Other Transfers to International Organizations	0.00	0.00	0.00	0.00
2630101 Current Grants to Semi-Autonomous Government Agencies	3,069,503,133.00	0.00	684,008,625.50	0.00
2630100 Current Grants to Government Agencies and other Levels of Government	3,069,503,133.00	0.00	684,008,625.50	0.00
2630201 Capital Grants to Semi-Autonomous Government Agencies	431,248,308.00	0.00	0.00	0.00
2630200 Capital Grants to Government Agencies and other Levels of Government	431,248,308.00	0.00	0.00	0.00
2630000 Grants & Transfer To Other Govt. Units	3,500,751,441.00	0.00	684,008,625.50	0.00
2640201 Emergency Relief (food, medicine, blankets, cash grant, tents and other temporary shelter etc.)	10,567,828.00	0.00	1,061,296,000.00	0.00
2640200 Emergency Relief and Refugee Assistance	10,567,828.00	0.00	1,061,296,000.00	0.00
2640503 Other Capital Grants and Trans	0.00	0.00	89,437,140.00	0.00
2640500 Other Capital Grants and Trans	0.00	0.00	89,437,140.00	0.00
2640000 Other Transfers and Emergency Relief	10,567,828.00	0.00	1,150,733,140.00	0.00
2710102 Gratuity - Civil Servants	3,835,220.20	0.00	2,128,568.30	0.00
2710100 Government Pension and Retirement Benefits	3,835,220.20	0.00	2,128,568.30	0.00
2710000 Social Security Benefits	3,835,220.20	0.00	2,128,568.30	0.00
3110201 Residential Buildings (including hostels)	64,620,399.00	0.00	348,931,620.90	0.00
3110202 Non-Residential Buildings (offices, schools, hospitals, etc..)	1,563,633,733.65	0.00	901,150,405.40	0.00
3110200 Construction of Building	1,628,254,132.65	0.00	1,250,082,026.30	0.00
3110301 Refurbishment of Residential Buildings	68,287,158.00	0.00	23,106,544.00	0.00
3110302 Refurbishment of Non-Residential Buildings	110,973,384.00	0.00	249,724,944.35	0.00
3110300 Refurbishment of Buildings	179,260,542.00	0.00	272,831,488.35	0.00
3110504 Other Infrastructure and Civil Works	135,179,269.95	0.00	215,319,400.00	0.00
3110599 Other Infrastructure and Civil Works	2,996,350.00	0.00	0.00	0.00
3110500 Construction and Civil Works	138,175,619.95	0.00	215,319,400.00	0.00
3110604 Overhaul of Other Infrastructure and Civil Works	32,934,652.90	0.00	0.00	0.00
3110600 Overhaul and Refurbishment of	32,934,652.90	0.00	0.00	0.00

Account No and Description	Current Period		Previous period	
	Debit Balance	Credit Balance	Debit Balance	Credit Balance
Construction and Civil Works				
3110701 Purchase of Motor Vehicles	239,693,700.00	0.00	65,916,000.00	0.00
3110702 Purchase of Boats	41,832,514.00	0.00	4,049,057.00	0.00
3110704 Purchase of Bicycles and Motorcycles	0.00	0.00	0.00	0.00
3110700 Purchase of Vehicles and Other Transport Equipment	281,526,214.00	0.00	69,965,057.00	0.00
3110801 Overhaul of Vehicles	35,639,289.10	0.00	66,062,369.95	0.00
3110802 Overhaul of Aircraft	0.00	0.00	6,281,226.00	0.00
3110800 Overhaul of Vehicles and Other Transport Equipment	35,639,289.10	0.00	72,343,595.95	0.00
3110901 Purchase of Household and Institutional Furniture and Fittings	2,607,805.00	0.00	4,588,631.00	0.00
3110902 Purchase of Household and Institutional Appliances	2,667,891.50	0.00	3,040,985.00	0.00
3110900 Purchase of Household Furniture and Institutional Equipment	5,275,696.50	0.00	7,629,616.00	0.00
3111001 Purchase of Office Furniture and Fittings	16,370,932.00	0.00	83,924,003.60	0.00
3111002 Purchase of Computers, Printers and other IT Equipment	0.00	0.00	0.00	0.00
3111004 Purchase of Exchanges and other Communications Equipment	0.00	0.00	0.00	0.00
3111005 Purchase of Photocopiers	0.00	0.00	0.00	0.00
3111008 Purchase of Printing Equipment	7,346,316.00	0.00	2,167,000.00	0.00
3111009 Purchase of other Office Equipment	14,068,444.00	0.00	19,532,465.70	0.00
3111099 Purch. of Office Furn. & Gen. - Other (Budget)	0.00	0.00	1,811,913.00	0.00
3111000 Purchase of Office Furniture and General Equipment	37,785,692.00	0.00	107,435,382.30	0.00
3111101 Purchase of Medical and Dental Equipment	33,186,276.70	0.00	34,744,680.00	0.00
3111104 Purchase of Instrumentation and Calibration Equipment	0.00	0.00	0.00	0.00
3111107 Purchase of Laboratory Equipment	0.00	0.00	0.00	0.00
3111108 Purchase of Police and Security Equipment	3,131,513,893.40	0.00	11,205,842,633.50	0.00
3111109 Purchase of Educational Aids and Related Equipment	1,190,762.00	0.00	2,432,500.00	0.00
3111110 Purchase of Generators	575,200.00	0.00	1,888,000.00	0.00
3111111 Purchase of ICT Networking and Communication Equipment	133,368,068.00	0.00	777,360,000.00	0.00
3111112 Purchase of Software	712,664,288.00	0.00	2,206,923,814.05	0.00
3111113 Purchase of Musical Instruments	2,152,425.00	0.00	3,943,190.00	0.00
3111120 Purch. of Specialised Plant. -	0.00	0.00	0.00	0.00
3111100 Purchase of Specialised Plant, Equipment and Machinery	4,014,650,913.10	0.00	14,233,134,817.55	0.00
3111201 Overhaul of Plant, Machinery and Equipment	3,412,326.25	0.00	7,320,110.00	0.00
3111200 Rehabilitation and Renovation of Plant, Machinery and Equipment	3,412,326.25	0.00	7,320,110.00	0.00
3111303 Purchase of Police Horses and Dogs	1,000,000.00	0.00	972,000.00	0.00
3111300 Purchase of Certified Seeds, Breeding Stock and Live Animals	1,000,000.00	0.00	972,000.00	0.00
3111403 Research	0.00	0.00	424,688.40	0.00
3111400 Research, Feasibility Studies, Project Preparation and Design, Project Supervision	0.00	0.00	424,688.40	0.00
3111502 Water Supplies and Sewerage	0.00	0.00	0.00	0.00
3111500 Rehabilitation of Civil Works	0.00	0.00	0.00	0.00
3110000 Acquisition of Fixed Capital Assets	6,357,915,078.45	0.00	16,237,458,181.85	0.00
3130101 Acquisition of Land	0.00	0.00	20,000,000.00	0.00
3130100 Acquisition of Land	0.00	0.00	20,000,000.00	0.00
3130000 Acquisition of Land and Intangible Assets	0.00	0.00	20,000,000.00	0.00
3510501 Sale of Motor Vehicles	0.00	0.00	0.00	0.00
3510500 Receipts from the Sale of Vehicles and Transport Equipment - Paid to Exchequer	0.00	0.00	0.00	0.00
3510801 Receipts from the Sale of Plant, Machinery and Equipment	0.00	0.00	0.00	0.00
3510800 Receipts from the Sale Plant Machinery and Equipment	0.00	0.00	0.00	0.00
3510000 Receipts from the Sale of Fixed Assets	0.00	0.00	0.00	0.00
3520203 Sale of Non-Capital Goods	0.00	0.00	0.00	0.00
3520204 Sale of Goods and Fees for Services	0.00	16,000,000.00	0.00	0.00
3520200 Receipts from the Sale of Other Inventories, Stocks, and Commodities	0.00	16,000,000.00	0.00	0.00
3520304 Sale of Goods and Fees for Services	0.00	0.00	0.00	5,857,250.00

Account No and Description	Current Period		Previous period	
	Debit Balance	Credit Balance	Debit Balance	Credit Balance
3520300 Receipts from the Sale of Inventories, Stocks and Commodities	0.00	0.00	0.00	5,857,250.00
3520000 Receipts from Sales of Inventories	0.00	16,000,000.00	0.00	5,857,250.00
6510268 National Humanitarian Fund	3,899,599,805.00	0.00	3,899,599,805.00	0.00
6510200 01-010-E418-UNICEF PROGRAMME-M	3,899,599,805.00	0.00	3,899,599,805.00	0.00
6510000 Special Accounts	3,899,599,805.00	0.00	3,899,599,805.00	0.00
6520101 Exchequer Account/CRF Account	85,281.20	0.00	85,281.20	0.00
6520100 Treasury Bank Accounts	85,281.20	0.00	85,281.20	0.00
6520000 Treasury Bank Accounts (Exchequer and CRF Accounts)	85,281.20	0.00	85,281.20	0.00
6530101 Ministry HQ Recurrent Bank A/C	0.00	307,540,087,583.60	0.00	245,832,590,862.40
6530111 District - Recurrent Bank A/c	0.00	8,535,100,825.30	0.00	8,530,327,155.30
6530100 Recurrent Bank Accounts	0.00	316,075,188,408.90	0.00	254,362,918,017.70
6530000 Recurrent Bank Accounts	0.00	316,075,188,408.90	0.00	254,362,918,017.70
6540101 Ministry HQ Development Bank A	0.00	49,014,286,630.05	0.00	45,841,948,925.50
6540111 District - Development Bank Ac	0.00	618,392,638.45	0.00	618,392,638.45
6540100 Development Bank Accounts	0.00	49,632,679,268.50	0.00	46,460,341,563.95
6540000 Development Bank Accounts	0.00	49,632,679,268.50	0.00	46,460,341,563.95
6550101 Ministry HQ Deposit Bank A/C	362,816,657.90	0.00	362,816,657.90	0.00
6550100 Deposit Bank Accounts	362,816,657.90	0.00	362,816,657.90	0.00
6550000 Deposit Bank Account	362,816,657.90	0.00	362,816,657.90	0.00
6580101 Cash	82,597,791,539.95	0.00	77,994,550,690.80	0.00
6580104 Cash in Transit	253,585,752,210.40	0.00	267,626,548,956.10	0.00
6580100 Cash in Hand	336,183,543,750.35	0.00	345,621,099,646.90	0.00
6580000 Cash in Hand	336,183,543,750.35	0.00	345,621,099,646.90	0.00
6710102 Salary Paid in Advance	0.00	6,521.00	0.00	6,521.00
6710103 Salary advance	599,812.70	0.00	599,812.70	0.00
6710100 Debtors & Advances - Employees	599,812.70	6,521.00	599,812.70	6,521.00
6710000 Domestic Debtors & Advances	599,812.70	6,521.00	599,812.70	6,521.00
6720101 Advances - Govt. Organisations	31,284.70	0.00	31,284.70	0.00
6720100 Debtors & Advances - Governmen	31,284.70	0.00	31,284.70	0.00
6720000 Debtors & Advances - Govt Owne	31,284.70	0.00	31,284.70	0.00
6740101 Prepayment	159,837,943.60	0.00	118,923,292.80	0.00
6740102 R/D Cheques	0.00	1,122,117,291.95	0.00	1,150,787,585.20
6740103 Loss of Cash	400.00	0.00	400.00	0.00
6740100 Other Debtors & Pre-payments	159,838,343.60	1,122,117,291.95	118,923,692.80	1,150,787,585.20
6740000 Other Debtors & Pre-payments	159,838,343.60	1,122,117,291.95	118,923,692.80	1,150,787,585.20
6760101 Standing Imprests	712,629,937.30	0.00	1,107,338,267.50	0.00
6760102 Special Imprests	75,400.00	0.00	75,400.00	0.00
6760103 Temporary Imprests	1,608,391,892.90	0.00	1,584,959,005.25	0.00
6760100 Imprests	2,321,097,230.20	0.00	2,692,372,672.75	0.00
6760000 Government Imprests	2,321,097,230.20	0.00	2,692,372,672.75	0.00
6780101 General Suspense A/C	6,955,105,888.15	0.00	6,384,811,015.15	0.00
6780102 General Suspense - Retrenchmen	1,770,000.00	0.00	1,770,000.00	0.00
6780103 District Suspense A/c	8,530,708,191.50	0.00	6,928,986,940.95	0.00
6780106 PMG Reimbursement Susp. A/c	0.00	38,146.00	0.00	38,146.00
6780108 Referendum Costs(ECK)	3,747,367.00	0.00	3,747,367.00	0.00
6780110 Imprest Cash Recovery	0.00	29,400.00	0.00	29,400.00
6780111 Salary Advance Recovery	0.00	5,857.40	0.00	5,857.40
6780100 Suspense & Clearance Account	15,491,331,446.65	73,403.40	13,319,315,323.10	73,403.40
6780000 Suspense & Clearance Account	15,491,331,446.65	73,403.40	13,319,315,323.10	73,403.40
6790102 Receiving Inventory A/C	137,493,096.55	0.00	137,493,096.55	0.00
6790100 Other Current System A/cs	137,493,096.55	0.00	137,493,096.55	0.00
6790000 Other Current Assets (System r	137,493,096.55	0.00	137,493,096.55	0.00
7310101 General Deposits	9,884,368,245.65	0.00	312,439,938.20	0.00
7310103 Fuel Levy	0.00	468,100.00	0.00	468,100.00
7310107 10% Retention Money	9,095,270.80	0.00	9,095,270.80	0.00
7310110 Professional Fees (Estate)	5,000.00	0.00	5,000.00	0.00
7310116 Project/ Examination Fee	0.00	536,682.35	0.00	536,682.35
7310100 General Deposits Items	9,893,468,516.45	1,004,782.35	321,540,209.00	1,004,782.35
7310000 Deposits	9,893,468,516.45	1,004,782.35	321,540,209.00	1,004,782.35
7320001 PAYE	1,264,792,970.75	0.00	851,880,214.55	0.00
7320002 NHIF	78,619,765.40	0.00	30,106,665.40	0.00
7320003 House Rent	1,131,696.65	0.00	1,131,696.65	0.00
7320004 Car Loans	0.00	720,000.00	0.00	240,000.00
7320005 Income Tax	0.00	0.00	0.00	0.00
7320006 NSSF	0.00	1,901,850.00	0.00	1,901,850.00
7320007 Co-operatives	1,789,419,963.25	0.00	1,789,419,963.25	0.00
7320008 Insurances	5,941,862.40	0.00	5,941,862.40	0.00
7320009 Hire Purchases	739,036.55	0.00	739,036.55	0.00
7320010 Court Attachments	2,219,012.25	0.00	2,051,545.25	0.00
7320011 WCPS	80,490,195.55	0.00	61,184,199.50	0.00
7320012 Staff Welfare Associations	0.00	642,194,055.15	0.00	504,822,740.90
7320013 HELB Deductions	10,385,639.00	0.00	11,223,210.10	0.00
7320014 Union Dues	13,011.45	0.00	13,011.45	0.00

Account No and Description	Current Period		Previous period	
	Debit Balance	Credit Balance	Debit Balance	Credit Balance
7320015 Save As You Earn (SAYE)	1,832,570.00	0.00	1,832,570.00	0.00
7320016 Mortgages	169,000,803.40	0.00	0.00	13,432,538.90
7320017 Govt. Liability Attachments	0.00	28,976,881.55	0.00	959,310.75
7320018 Salary Control Account	691,787,332.20	0.00	691,787,332.20	0.00
7320019 RTD Salary - held for officer	0.00	0.00	0.00	0.00
7320000 Other Liabilities	4,096,373,858.85	673,792,786.70	3,447,311,307.30	521,356,440.55
7320101 PAYE	0.00	25,385,531,853.00	0.00	17,237,012,238.80
7320102 NHIF	0.00	3,929,690,588.60	0.00	2,871,394,768.60
7320103 House Rent	0.00	363,290,558.00	0.00	202,460,402.30
7320104 Car Loans	0.00	13,411,962.10	0.00	0.00
7320106 NSSF	0.00	98,409,457.75	0.00	98,163,298.35
7320107 Co-operatives	0.00	41,056,327,026.20	0.00	29,873,535,894.30
7320108 Insurances	0.00	512,044,961.30	0.00	346,978,661.60
7320109 Hire Purchases	270,241,708.25	0.00	281,249,790.45	0.00
7320110 Court Attachments	491,436,455.95	0.00	668,298,087.55	0.00
7320111 WCPS	0.00	1,327,023,782.40	0.00	949,745,138.10
7320112 Staff Welfare Associations	1,036,537,577.55	0.00	948,224,799.45	0.00
7320113 HELB Deductions	0.00	268,587,233.50	0.00	244,323,904.55
7320114 Union Dues	2,866,038.15	0.00	1,273,273.55	0.00
7320115 Save As You Earn (SAYE)	8,799,186.70	0.00	8,557,586.70	0.00
7320116 Mortgages / Bank Loans	0.00	13,971,706,196.10	0.00	8,659,649,538.70
7320117 Govt. Liability Attachments	0.00	4,085,164,698.20	0.00	159,573,244.30
7320118 Provident Fund	0.00	237,108.20	0.00	237,108.20
7320119 RTD Salary - held for officer	0.00	2,271,993.95	0.00	4,281,190.65
7320120 Staff Contribution	0.00	0.00	0.00	0.00
7320121 Salary Overpayment Refunds	0.00	708,267.75	0.00	708,267.75
7320123 Civil Service Housing Fund	56,926,123.10	0.00	51,793,537.65	0.00
7320124 3% Commission on Deductions	60,106,513.65	0.00	46,955,125.25	0.00
7320199 Salary Control Account	89,531,289,523.30	0.00	59,254,667,938.85	0.00
7320100 Salary Deductions	91,458,203,126.65	91,014,405,687.05	61,261,020,139.45	60,648,063,656.20
7320201 Contractors Retention Money	434,987,053.50	0.00	387,002,552.60	0.00
7320204 Government Press Deposits	0.00	323,833,158.55	0.00	323,833,158.55
7320200 Other General Liabilities	434,987,053.50	323,833,158.55	387,002,552.60	323,833,158.55
7320402 Vat Withholding Tax	0.00	0.00	0.00	0.00
7320400 Withholding Taxes	0.00	0.00	0.00	0.00
7320000 Other Liabilities	95,989,564,039.00	92,012,031,632.30	65,095,333,999.35	61,493,253,255.30
7340101 Withholding Tax	0.00	0.00	0.00	0.00
7340100	0.00	0.00	0.00	0.00
7340000	0.00	0.00	0.00	0.00
7350104 Employee Liabilities	0.00	0.00	0.00	0.00
7350100	0.00	0.00	0.00	0.00
7350000 Revolving Funds	0.00	0.00	0.00	0.00
7380101 General Withholding Tax	8,550,588.05	0.00	5,860,639.25	0.00
7380102 VAT Withholding	0.00	293,463,649.65	0.00	299,933,506.85
7380100	8,550,588.05	293,463,649.65	5,860,639.25	299,933,506.85
7380000 Withholding Taxes	8,550,588.05	293,463,649.65	5,860,639.25	299,933,506.85
7390101 Inventory AP Accrual	37,597,925.90	0.00	0.00	31,746,892.00
7390103 AP Liabilities	4,214,671,266.15	0.00	4,002,201,987.00	0.00
7390104 Employee Liabilities	21,415,786.00	0.00	6,125,442.30	0.00
7390100 System Required Liabilities	4,273,684,978.05	0.00	4,008,327,429.30	31,746,892.00
7399999 Cash Clearing A/c	0.00	135,422,168,683.55	0.00	197,670,966,361.35
7399900	0.00	135,422,168,683.55	0.00	197,670,966,361.35
7390000 System Required Liabilities A/c's	4,273,684,978.05	135,422,168,683.55	4,008,327,429.30	197,702,713,253.35
9910101 Provision for Encumbrance	531,923,917.00	0.00	525,863,058.00	0.00
9910100 General Provisions	531,923,917.00	0.00	525,863,058.00	0.00
9910201 Exchequer Releases/ Provisioning Account	0.00	453,281,833,461.65	0.00	324,262,622,948.30
9910200 Exchequer Provisions	0.00	453,281,833,461.65	0.00	324,262,622,948.30
9910000 Provisions	531,923,917.00	453,281,833,461.65	525,863,058.00	324,262,622,948.30
9999998 Vote Control Account	0.00	100,571,008,121.00	0.00	100,571,008,121.00
9999999 Consolidated Fund	550,195,400,349.90	0.00	413,987,741,228.15	0.00
9999900	550,195,400,349.90	100,571,008,121.00	413,987,741,228.15	100,571,008,121.00
9990000 Opening Balance Reserves	550,195,400,349.90	100,571,008,121.00	413,987,741,228.15	100,571,008,121.00
Total	1,149,700,258,902.25	1,149,700,258,902.25	986,372,520,208.40	986,372,520,208.40

The Statement has been prepared, reviewed and approved by the following:

Prepared By: _____

Date: _____

Reviewed By: _____

Date: _____

Approved By: _____

Date: _____

OUTSTANDING IMPREST REGISTER

25-SEP-20 05:53 PM

FROM DATE: 01-JUL-2019

TO DATE: 30-JUN-2020

For: State Department for Interior

PF/NO	Particulars	Designation	Amount
18495	PATRICK NYAKUNDI MARABU	N.A.	46,800.00
1990140167	JOSHUA NJAGI MUGENDI	N.A.	2,000.00
1991022443	HELLEN WANGUI NGAHU	N.A.	10,000.00
2003000237	MUNGAI GAKURU LEONARD	N.A.	34,300.00
2004003335	KUNDU NEKESA MIRIAM	SDI Senior SCMO	25,200.00
2004004878	PETER KIPLAGAT TANUI	SDI Criminal Inv. SCMO1	16,800.00
2004005418	HESBON MICHAEL KISERO	SDICS AD/SCMS	21,000.00
2004017805	GEORGE MWAURA NJANE	SDC SCMO	63,000.00
2006040553	JOSPHAT GICHEHA GICHUKI	N.A.	59,500.00
2007067255	PETER MUKIRI MWANGI	N.A.	59,500.00
Total			338,100.00

MINISTRY OF INTERIOR AND CO-ORDINATION OF NATIONAL GOVERNMENT

UNSPENT AIE F/Y 2019-2020

19-Jun-20	FT20171CJQ2K	Inward RTGS Payment MT 103 KENYA COMMERCIAL BANK LIMITED	192,200.00	MIGORI
24-Jun-20	FT20176RTWFB	Inward RTGS Payment MT 103 KENYA COMMERCIAL BANK LIMITED SURRENDER OF UNSPENT BALANCE 2015/16 FY	43,000.00	BUNGOMA SOUTH
24-Jun-20	FT20176RTWFB	Inward RTGS Payment MT 103 KENYA COMMERCIAL BANK LIMITED SURRENDER OF UNSPENT BALANCE 2015/16 FY	43,000.00	BUNGOMA SOUTH
30-Jun-20	FT201821VJ44	Inward RTGS Payment MT 103 NATIONAL BANK OF KENYA LTD. UNSPENT AIE 2018/2019 PR-117484-PR	3,234.45	RIFT VALLEY
29-Jun-20	FT201814WXGY	Inward RTGS Payment MT 103 KENYA COMMERCIAL BANK LIMITED SUB COUNTY ADMINISTRATION POLICE COMMANDER KISAUNI	118,400.00	KISAUNI
01-Jul-20	FT2018362HN3	Inward RTGS Payment MT 103 KENYA COMMERCIAL BANK LIMITED UNSPENT AIE FOR FINANCIAL 19/20	6,851.00	TAKABA
02-Jul-20	FT20184RQW9V	Inward RTGS Payment MT 103 KENYA COMMERCIAL BANK LIMITED UNSPENT BALANCE FOR 2019/2020 FYEAR	883	SOLOLO
08-Jul-20	FT20190GM6HW	Inward RTGS Payment MT 103 KENYA COMMERCIAL BANK LIMITED UNSPENT A/C BALANCES F/YR 2019/2020	458	NYALI
08-Jul-20	FT201907MX3D	Inward RTGS Payment MT 103 KENYA COMMERCIAL BANK LIMITED TRANSFER OF UNSPENT FUNDS	132,657.00	MARAKWET WEST
08-Jul-20	FT20190FDJMY	Inward RTGS Payment MT 103 KENYA COMMERCIAL BANK LIMITED REMMITTANCE OF BALANCE 2019/2020	208,000.00	MUTITU
09-Jul-20	FT201915YD8G	Inward RTGS Payment MT 103 KENYA COMMERCIAL BANK LIMITED SURRENDER OF UNUSED FUND 2019/2020	36,408.10	GARISSA
10-Jul-20	FT2019258ZJV	Inward RTGS Payment MT 103 KENYA COMMERCIAL BANK LIMITED UNSPENT AIE	922.1	KALOENI
10-Jul-20	FT201925SRFQ	Inward RTGS Payment MT 103 COOPERATIVE BANK OF KENYA LTD., THE /ROC/TRANSFER OF THE UNSPENT AIE FOR F/Y 2019/2020	1,144.40	KISII
10-Jul-20	FT201926X4JW	Inward RTGS Payment MT 103 KENYA COMMERCIAL BANK LIMITED UNSPENT AIE	1,598.00	BUNA
10-Jul-20	FT20192611Z8	Inward RTGS Payment MT 103 KENYA COMMERCIAL BANK LIMITED SURRENDER OF UNSPENT NIIMS FUND	16,000.00	KERICHO
10-Jul-20	FT20192QLSVP	Inward RTGS Payment MT 103 KENYA COMMERCIAL BANK LIMITED UNSPEND FUNDS	73,405.20	KITALE
13-Jul-20	FT201958NWW3	Inward RTGS Payment MT 103 KENYA COMMERCIAL BANK LIMITED NAIROBI REMITTANCE OF UNSPENT BALANCES FOR THE FY 2019 2020	7,864.00	JUJA
13-Jul-20	FT20195Z20HN	Inward RTGS Payment MT 103 KENYA COMMERCIAL BANK LIMITED UNSPENT AIE	11,054.00	GATUNDU
14-Jul-20	FT20196649FG	Inward RTGS Payment MT 103 KENYA COMMERCIAL BANK LIMITED /REC/SURRENDER OF UNSPENT AIE FOR YEAR 2019 2020	10,972.00	EMBU EAST
14-Jul-20	FT20196JVS26	Inward RTGS Payment MT 103 KENYA COMMERCIAL BANK LIMITED REFUND OF UNSPENT MONEY	42,700.00	MANDERA

14-Jul-20	FT201962QRYP	Inward RTGS Payment MT 103	4,961.00	BARICHO
		KENYA COMMERCIAL BANK LIMITED		
		SURRENDER OF UNSPENT BALANCES		
		2019/2020		
14-Jul-20	FT20196FN1BK	Inward RTGS Payment MT 103	60,534,098.20	SIAYA
		KENYA COMMERCIAL BANK LIMITED		
		UNSPENT AIE 2019 2020		
15-Jul-20	FT20197G64SB	Inward RTGS Payment MT 103	524.2	THIKA EAST
		KENYA COMMERCIAL BANK LIMITED		
		UNSPENT BALANCES		
16-Jul-20	FT20198JBT3V	Inward RTGS Payment MT 103	215.3	MERU
		KENYA COMMERCIAL BANK LIMITED		
		SWURRENDER OF BAL 2019 2020		
		FIN YR		
16-Jul-20	FT20198ZVDTF	Inward RTGS Payment MT 103	4,290.70	MIGORI
		KENYA COMMERCIAL BANK LIMITED		
		RBF/SURRENDER OF UNSPENT BALANCES		
		FY 2019/2020		
17-Jul-20	FT20199LJ2TB	Inward RTGS Payment MT 103	2,898.15	ELDORET
		KENYA COMMERCIAL BANK LIMITED		
		TRANSFER OF UNSPENT BALANCE-REFUGEE		
		AFFAIRS		
17-Jul-20	FT201997WG3Q	Inward RTGS Payment MT 103	44,613.85	KILIFI
		KENYA COMMERCIAL BANK LIMITED		
		SURRENDER UNSPENT AIE 2019/20		
17-Jul-20	FT20199FJLB8	Inward RTGS Payment MT 103	53,771.05	ELDORET
		KENYA COMMERCIAL BANK LIMITED		
		TRANSFER OF UNSPENT BALANCE-		
		RECURRENT		
17-Jul-20	FT20199NZW4T	Inward RTGS Payment MT 103	16,367.65	AWENDO
		NATIONAL BANK OF KENYA LTD.		
		UNSPENT BALANCES ACCUMULATED		
		2019/2020 SURRENDER		
		PR-119817-PR		
21-Jul-20	FT20203CZ683	Inward RTGS Payment MT 103	1,935.20	NYERI CENTRAL
		KENYA COMMERCIAL BANK LIMITED		
		/ROC/SURRENDER OF UNSPENT BALANCES		
21-Jul-20	FT2020319GV6	Inward RTGS Payment MT 103	30,000,000.00	
		NATIONAL BANK OF KENYA LTD.		
		UNSPENT DEVELOPMENT		
		FUNDS FOR 2019/2020		
		PR-120136-PR		
22-Jul-20	FT20204MDVGN	Inward RTGS Payment MT 103	5,613.20	NAKURU
		KENYA COMMERCIAL BANK LIMITED		
		SURRENDER OF UNSPENT AIE		
23-Jul-20	FT20205CLBVQ	Inward RTGS Payment MT 103	3,181.00	THIKA WEST
		KENYA COMMERCIAL BANK LIMITED		
		UNSPENT BALANCE		
23-Jul-20	FT20205VVVYC	Inward RTGS Payment MT 103	57,822.00	KANGUNDO MACHAKOS
		KENYA COMMERCIAL BANK LIMITED		
		UNSPENT BAL 20192020		
24-Jul-20	FT20206GKCFT	Inward RTGS Payment MT 103	4,450.00	KITUI CENTRAL
		NATIONAL BANK OF KENYA LTD.		
		SURRENDER OF UNSENT		
		BALANCE POVERTY ERADICATION		
		PR-120500-PR		
24-Jul-20	FT20206YM9BZ	Inward RTGS Payment MT 103	37,898.10	MURANGA
		KENYA COMMERCIAL BANK LIMITED		
		/ROC/SURRENDER OF UNSPENT AIE		
24-Jul-20	FT202063VBHT	Inward RTGS Payment MT 103	90,836.00	RUIRI
		KENYA COMMERCIAL BANK LIMITED		
		UNSPENT BALANCES		
24-Jul-20	FT202062JKNQ	Inward RTGS Payment MT 103	117,620.45	KITUI CENTRAL
		NATIONAL BANK OF KENYA LTD.		
		SURRENDER OF UNPEND FUNDS		
		FY2019/2020		
		PR-120501-PR		
24-Jul-20	FT20206QH3MS	Inward RTGS Payment MT 103	350,000.00	NACADA
		NATIONAL BANK OF KENYA LTD.		
		SURRENDER OF UNSUPPORTED		
		FUNDS NACADA		

		PR-120499-PR		
24-Jul-20	FT20206D5VZ0	Inward RTGS Payment MT 103 NATIONAL BANK OF KENYA LTD. SURRENDER OF UNSPEND FUNDS	2,550,000.00	KITUI CENTRAL
		PR-120498-PR		
28-Jul-20	FT2021003ZHF	Inward RTGS Payment MT 103 KENYA COMMERCIAL BANK LIMITED UNSPENT 2019/2020 FULL YEAR AIE	86	MATHIRA WEST
28-Jul-20	FT20210MONBF	Inward RTGS Payment MT 103 KENYA COMMERCIAL BANK LIMITED SURRENDER OF UNSPENT AIES 2019/2020	4,362.00	TETU
28-Jul-20	FT20210CHZY3	Inward RTGS Payment MT 103 KENYA COMMERCIAL BANK LIMITED UNSPENT AIE FUNDING F/Y 2019-2020 FOR STATE DEPARTMENT FOR IMMIGRATION AND CITIZEN SERVICES	7,406.00	WAJIR
		WAJIR		
28-Jul-20	FT20210LGCV3	Inward RTGS Payment MT 103 KENYA COMMERCIAL BANK LIMITED UNSPENT BALANCES FOR HUDUMA NUMBER KSH 20335 AND UNSPENT BALANCES FOR OTHER OPERATIONS KSH 58	20,393.00	VOI
28-Jul-20	FT20210BGT2J	Inward RTGS Payment MT 103 KENYA COMMERCIAL BANK LIMITED TRANSFER OF UNSPENT AIE	22,593.00	KIKUYU-KABETE
28-Jul-20	FT20210Z30Q6	Inward RTGS Payment MT 103 KENYA COMMERCIAL BANK LIMITED UNSPENT BALANCES	25,958.90	TAITA TAVETA
28-Jul-20	FT2021051271	Inward RTGS Payment MT 103 KENYA COMMERCIAL BANK LIMITED /ROC/P051098582Q UNSPENT A.I.E	68,807.70	KIKUYU
29-Jul-20	FT20211N4GG2	Inward RTGS Payment MT 103 KENYA COMMERCIAL BANK LIMITED UNSPENT BALANCES	849	MALINDI
30-Jul-20	FT2021271CF9	Inward RTGS Payment MT 103 KENYA COMMERCIAL BANK LIMITED UNSPENT BALANCE	4,487.25	BUNGOMA SOUTH
30-Jul-20	FT20212XX184	Inward RTGS Payment MT 103 KENYA COMMERCIAL BANK LIMITED UNSPENT AIE 2019 2020 FIN YEAR	9,965.00	KIBWEZI TOWN
30-Jul-20	FT20212DMRKR	Inward RTGS Payment MT 103 KENYA COMMERCIAL BANK LIMITED UNSPENT BALANCE	30,306.00	BUNGOMA SOUTH
03-Aug-20	FT202021664097	UNSPENT BALANCE	495.00	KAGIO
03-Aug-20	FT202168GQZV	UNSPENT BALANCE	41,000.00	HOLA
03-Aug-20	FT20216FC80Y	UNSPENTN BALANCE	50,091.15	HAMISI
06-Aug-20	FT2021984NYW	Inward RTGS Payment MT 103 KENYA COMMERCIAL BANK LIMITED UNSPENT BALANCES 2019/2020 RECCUREN	1,016,051.00	KIRINYAGA CENTRAL
05-Aug-20	FT20218Z6CZN	UNSPENT BALANCE	47,086.00	RABAI
09-Sep-20	CHQ 003012	UNSPENT BALANCE	577,721.30	EMBU WEST
		TOTAL	96,759,505.60	

DEPARTMENT	RECURRENT	DEVELOPMENT	TOTAL
	KSHS	KSHS	KSHS
MINISTRY HQS	297,565,220.35	1,998,290.00	299,563,510.35
GOVERNMENT PRINTER	28,050,249.40		28,050,249.40
NATIONAL REGISTRATION BUREAU	95,651,012.40	228,353,532.67	324,004,545.07
IPRS	5,626,960.00		5,626,960.00
IMMIGRATION & CITIZEN SERVICE	52,539,018.00	35,137,498.00	87,676,516.00
KENYA POLICE SERVICE	945,150,079.48	333,545,506.47	1,278,695,585.95
KENYA COAST GUARD SERVICES	34,990,500.00	11,737,500.00	46,728,000.00
BETTING CONTROL & LICENSING I	3,903,095.50		3,903,095.50
NIIMS	170,773,364.03		170,773,364.03
CIVIL REGISTRATION SERVICE	75,444,543.30	17,443,241.90	92,887,785.20
ADMINISTRATION POLICE SERVICE	542,831,109.45	53,636,881.07	596,467,990.52
GOVERNMENT CHEMIST	8,628,891.00		8,628,891.00
DIRECTORATE OF CRIMINAL INVESTIGATIONS	102,841,987.53	197,843,181.10	300,685,168.63
GENERAL SERVICE UNIT	40,954,452.00	60,664,765.10	101,619,217.10
PEACE BUILDING	11,082,544.00		11,082,544.00
NATIONAL POLICE SERVICE	113,642,151.74	272,823,357.00	386,465,508.74
PRESIDENTIAL DELIVERY UNIT	60,267,728.88		60,267,728.88
TOTAL	2,589,942,907.06	1,213,183,753.31	3,803,126,660.37

MINISTRY OF INTERIOR AND COORDINATION OF NATIONAL GOVERNMENT				
PENDING BILLS FY 2019/20				
DETAILED SHEDULE				
RECURRENT				
	DATE	SUPPLIER	AMOUNT CLEARED	DATE CLEARED
1	HEADQUARTERS			
1	DT DOBIE & COMPANY LIMITED	72,382.50	72,382.50	28/08/2020
2	ELEVATOR GENERAL SERVICES LIMITED	91,200.00	91,200.00	28/08/2020
3	TOYOTA KENYA	91,393.00	91,393.00	28/08/2020
4	SAMTECH TONER STATIONERS AND SUPPLIE	110,000.00	110,000.00	28/08/2020
5	UPSTREAM UNIVERSAL VENTURES	130,500.00	130,500.00	28/08/2020
6	TOYOTA KENYA	165,800.00	165,800.00	28/08/2020
7	KENYATTA INTERNATIONAL CONVENTION C	170,920.35	170,920.35	28/08/2020
8	JOBRIGHT GENERAL MERCHANTS	180,000.00	180,000.00	28/08/2020
9	JOBRIGHT GENERAL MERCHANTS	225,000.00	225,000.00	28/08/2020
10	SCHINDLER LIMITED	233,856.00	233,856.00	28/08/2020
11	SAMTECH TONER STATIONERS AND SUPPLIE	250,000.00	250,000.00	28/08/2020
12	SAMTECH TONER STATIONERS AND SUPPLIE	270,000.00	270,000.00	28/08/2020
13	BENAIT ENTERPRISES LIMITED	300,000.00	300,000.00	28/08/2020
14	TOYOTA KENYA	300,405.00	300,405.00	28/08/2020
15	KENYA AIRWAYS PLC	352,840.00	352,840.00	28/08/2020
16	STARHOTECH SUPPLIERS	400,000.00	400,000.00	28/08/2020
17	STEKMO ENTERPRISES	402,310.00	402,310.00	28/08/2020
18	BENAIT ENTERPRISES LIMITED	450,000.00	450,000.00	28/08/2020
19	LIWAMI ENTERPRISES	461,100.00	461,100.00	28/08/2020
20	PAKANJE ENTERPRISES	500,000.00	500,000.00	28/08/2020
21	INTERNATIONAL PEACE SUPPORT TRAINING	583,722.00	583,722.00	28/08/2020
22	KENYA SCHOOL OF GOVERNMENT	591,600.00	591,600.00	28/08/2020
23	JOBRIGHT GENERAL MERCHANTS	600,000.00	600,000.00	28/08/2020
24	LETS VENTURE AFRICA	681,000.00	681,000.00	28/08/2020
25	AMMICHE VENTURES	735,830.00	735,830.00	28/08/2020
26	TRIA ENTERPRISES	892,000.00	892,000.00	28/08/2020
27	ELEVATOR GENERAL SERVICES LIMITED	993,600.00	993,600.00	28/08/2020
28	PATIENCE SERVICES LIMITED	1,095,000.00	1,095,000.00	28/08/2020
29	ELEVATOR GENERAL SERVICES LIMITED	1,140,000.00	1,140,000.00	28/08/2020
30	ELEVATOR GENERAL SERVICES LIMITED	1,365,552.00	1,365,552.00	28/08/2020
31	ADYS ENTERPRISES	1,534,748.00	1,534,748.00	28/08/2020
32	PRIDEINN PARADISE BEACH RESORT LTD	1,659,900.00	1,659,900.00	28/08/2020
33	ELITE TIMES VENTURES	1,886,170.00	1,886,170.00	28/08/2020
34	GREENBAY TRAVEL LIMITED	2,695,815.00	2,695,815.00	28/08/2020
35	KENYA SCHOOL OF GOVERNMENT	3,920,784.00	3,920,784.00	28/08/2020
36	FLIGHT CENTER & TRAVEL	7,076,622.00	7,076,622.00	28/08/2020
37	RAMJI HARIBHAI DEVANI LIMITED	8,000,000.00	8,000,000.00	28/08/2020
38	ADYS ENTERPRISES	9,301,660.00	9,301,660.00	28/08/2020
39	KENYATTA INTERNATIONAL CONVENTION C	11,794,293.00	11,794,293.00	28/08/2020
40	PAGO AIRWAYS TRAVEL SERVICES LTD	12,217,370.00	12,217,370.00	28/08/2020
41	GOVERNMENT PRINTER	14,500,000.00	14,500,000.00	28/08/2020
42	ADYS ENTERPRISES	15,979,000.00	15,979,000.00	28/08/2020
43	ADYS ENTERPRISES	20,300,000.00	20,300,000.00	28/08/2020
44	BULLSONS AGENCIES	25,000,000.00	25,000,000.00	28/08/2020
45	WANDERJOY PARTY WORLD LIMITED	27,072,368.00	27,072,368.00	28/08/2020
46	WANDERJOY PARTY WORLD LIMITED	40,908,630.00	40,908,630.00	28/08/2020
47	ELEVATOR GENERAL SERVICES LIMITED	1,239,315.00	1,239,315.00	28/08/2020
48	NAIROBI CITY WATER & SEWORAGE COMPA	1,910,507.50	1,910,507.50	28/08/2020
	NAKURU RURAL WATER & SANITATION COM	164,891.00	164,891.00	28/08/2020

49	VEEVEE ENTERPRISES	3,606,903.00	3,606,903.00	28/08/2020
50	NAIROBI CITY WATER & SEWAGE COMPA	865,460.00	865,460.00	28/08/2020
51	ELEVATOR GENERAL SERVICES LIMITED	2,847,673.00	2,847,673.00	28/08/2020
52	HASS PETROLEUM K LTD KIBUYE SERVICE ST	152,869.00	152,869.00	28/08/2020
53	KINAMBA EVANS ENTERPRISES	290,911.00	290,911.00	28/08/2020
55	Elizabeth Wangui Mwangi	116,400.00	116,400.00	28/08/2020
56	Maurice Clestus Kitui	56,200.00	56,200.00	28/08/2020
57	Stephen O. Orinde	52,800.00	52,800.00	28/08/2020
58	Josphat Mwangi Kahuthu	51,750.00	51,750.00	28/08/2020
59	Nelson Maina Nguthuku	45,000.00	45,000.00	28/08/2020
60	Edwin Magani Sagwa	14,560.00	14,560.00	28/08/2020
61	James Ratolo Shisoka	14,560.00	14,560.00	28/08/2020
62	Joshua Murage Ndiritu	14,560.00	14,560.00	28/08/2020
63	Ronald Kibet Kirwok	14,560.00	14,560.00	28/08/2020
64	Charles Kyalo Makau	5,000.00	5,000.00	28/08/2020
65	Dennis Gichohi Ndungu	5,300.00	5,300.00	28/08/2020
66	National Defence College	25,000,000.00	25,000,000.00	28/08/2020
67	Kenya School of Government, Matuga	8,500,000.00	8,500,000.00	28/08/2020
68	Kenya School of Government, Matuga	6,600,000.00	6,600,000.00	28/08/2020
69	Kenya School of Government, Nairobi	28,312,630.00	28,312,630.00	28/08/2020
	TOTAL -HEADQUARTERS	297,565,220.35	297,565,220.35	
	2 GOVERNMENT PRINTERS			
70	Cloud World Ltd	243,750.00		
71	Tom Autocare	401,280.00		
72	Jimmon cleaning Services	797,639.40		
73	Viewcare International	870,400.00		
74	Macdavid Engineering	1,057,280.00		
75	Macdavid Engineering	1,677,000.00		
76	Limpet Supplies & Services	1,973,400.00		
77	Computerways Ltd	629,500.00		
78	Rockey Africa Ltd	1,550,000.00		
79	Filton Enterprises	4,125,000.00		
80	Afrokent Office Equipment	4,635,000.00		
81	Ramut Enterprises	5,100,000.00		
82	Miritini Investments	4,990,000.00		
	TOTAL -GP	28,050,249.40		
	3 NATIONAL REG. BUREAU			
83	SUMAIN INVESTMENT	2,715,000.00		
84	MBUKANA ENTERPRISES	580,000.00		
85	FLOSONS ENTERPRISES	580,000.00		
86	SINATAB AGENCIES	3,315,000.00		
87	JUBILAY MERCHANTS	723,600.00		
88	DAKAR BIKI AGENCIES	3,120,000.00		
89	NATIONAL YOUTH SERVICE	1,095,665.00		
90	UNES UNIVERSITY BOOKSTORE	415,380.00		
91	PECAR INVESTMENTS	300,000.00		
92	PRISONS DEPARTMENTAL WELFARE FUND	104,750.00		
93	JUBILAY MERCHANTS	2,150,000.00		
94	JOINUS FAIRDEAL	405,000.00		
95	WAYB AUTO SPARES AND GENERAL SERVICE	60,000.00		
96	ALTIMUS TRADING COMPANY	190,000.00		
97	LADELLA ENTERPRISES	265,000.00		
98	LEVISON MERCHANTS	300,000.00		

99	SILVER CLOUD LAB SUPPLIERS LIMITED	360,000.00		
100	SARUVA TECHNOLOGIES	584,000.00		
101	CLEAN ROCKS LIMITED	612,500.00		
102	NGEMBU INVESTMENTS	680,000.00		
103	OOLYX ENTERPRISES	804,000.00		
104	SARUVA TECHNOLOGIES	934,400.00		
105	PRESTAN GENERAL SUPPLIES	1,800,000.00		
106	VIMAR TECS SUPPLIERS	1,840,000.00		
107	SAMTECH TONER STATIONERS AND SUPPLIE	2,300,000.00		
108	SAMBU KENYA	3,160,000.00		
109	JARUH SUPPLIES	4,176,900.00		
110	POSTAL CORPORATION OF KENYA	18,000,000.00		
111	NATIONAL SOCIAL SECURITY FUND	32,600,107.00		
112	POSTAL CORPORATION OF KENYA	3,310,000.00		
113	GREENTIDES AFRICA ENTERPRISES	1,853,581.40		
114	PONG AGENCIES	340,000.00		
115	FINLEY TECHNOLOGIES	1,153,389.00		
116	PALOSA INVESTMENTS	400,800.00		
117	TRYVON VENTURES	250,500.00		
118	KENYA MEDICAL SUPPLIES AUTHORITY	2,580,000.00		
119	WAYLAND GENERAL MERCHANTS	1,373,940.00		
120	NORTH COAST BEACH HOTEL	217,500.00		
	TOTAL - NRB	95,651,012.40		
4	IPRS			
121	FAKIO ENTERPRISES	100,000.00	100,000.00	31/08/2020
122	NYLEX AGENCIES	136,460.00	136,460.00	31/08/2020
123	NWEMUT SUPPLIES	165,500.00	165,500.00	31/08/2020
124	SAFARICOM LIMITED	100,000.00	100,000.00	31/08/2020
125	ALPABO VENTURES	180,600.00	180,600.00	31/08/2020
126	TRYVON VENTURES	280,000.00	280,000.00	31/08/2020
127	HARMOTECH COMMERCIAL INVESTMENTS	325,500.00	325,500.00	31/08/2020
128	SAMTECH TONER STATIONERS AND SUPPLIES	360,400.00	360,400.00	31/08/2020
129	RICHTEX GENERAL SUPPLIES	435,000.00	435,000.00	31/08/2020
130	BKIDAKAR LOGISTICS	465,000.00	465,000.00	31/08/2020
131	COMPUTER WAYS LIMITED	629,500.00	629,500.00	31/08/2020
132	VIMAR TECH SUPPLIERS	660,000.00	660,000.00	31/08/2020
133	FGEE TECHNOLOGIES LIMITED	797,000.00	797,000.00	31/08/2020
134	FGEE TECHNOLOGIES LIMITED	992,000.00	992,000.00	31/08/2020
	TOTAL - IPRS	5,626,960.00	5,626,960.00	
5	IMMIGRATION			
135	EVACOM ENTERPRISES	690,000.00		
136	QSKIE INVESTMENT	380,000.00		
137	SECOND TO NONE ENTERPRISE	1,800,000.00		
138	CHARNOSTAR ENTERPRISES	195,000.00		
139	G4S COURIER SERVICES	341,124.00		
140	PAGO AIRWAYS TRAVEL SERVICES	69,890.00		
141	JIMMON CLEANING SERVICES	391,517.00		
142	JIMMON CLEANING SERVICES	128,000.00		
143	STARHOTECH SUPPLIERS	340,000.00		
144	GEOPHREY ATAGA	120,000.00		
145	SAMUEL WANGUTHI	74,340.00		
146	PAUL KAMAU	43,470.00		
147	SIMON KAMAU	31,050.00		
148	JEFFREY MWANYUMBA	42,660.00		
149	BENSON LIANG	14,220.00		

150	CHARLES MANTAI	53,570.00		
151	NAOMY CHERONO	41,130.00		
152	WILBERFORCE NDUKU	28,080.00		
153	ELIJAH MAMEE MIGIRO	32,310.00		
154	MARY APUNDA	31,710.00		
155	PATRICK OWAMBO	40,000.00		
156	WANGARI MWANZIA	120,000.00		
157	MOSES NKUYA	80,000.00		
158	ABDIRIZAK NUNOW	40,000.00		
159	KANARIO MIRITI	100,000.00		
160	ALICE WANGARI MWANZIA	117,600.00		
161	KANARIO MIRITI	84,000.00		
162	MOSES NKUYA	84,000.00		
163	PATRICK OWAMBO	42,000.00		
164	ABDIRIZAK NUNOW	56,000.00		
165	MOSES NKUYA	20,000.00		
166	PATRICK OWAMBO	20,000.00		
167	KANARIO MIRITI	20,000.00		
168	ABDIRIZAK NUNOW	20,000.00		
169	ALICE WANGARI MWANZIA	20,000.00		
170	GEOFFREY MWANGI	86,220.00		
171	LAWRENCE KARITHIBANU	57,510.00		
172	NATIONAL YOUTH SERVICE	3,154,000.00		
173	TOYOTA KENYA	39,830.00		
174	PETALS HYGIENE	494,160.00		
175	PETALS HYGIENE	494,160.00		
176	PETALS HYGIENE	485,640.00		
177	PETALS HYGIENE	485,640.00		
178	KENYA AIRWAYS	454,980.00		
179	KENYA AIRWAYS	71,720.00		
180	SAFARICOM PLC	5,969,723.00		
181	TRAPPLE GENERAL MARCHANTS	167,350.00		
182	PAGO AIRWAYS TRAVEL SERVICES	38,900.00		
183	PAGO AIRWAYS TRAVEL SERVICES	29,900.00		
184	PAGO AIRWAYS TRAVEL SERVICES	196,755.00		
185	PAGO AIRWAYS TRAVEL SERVICES	50,745.00		
186	PAGO AIRWAYS TRAVEL SERVICES	436,050.00		
187	VERCELLI TOURS AND TRAVEL	256,900.00		
188	VERCELLI TOURS AND TRAVEL	89,720.00		
189	VERCELLI TOURS AND TRAVEL	22,650.00		
190	PAGO AIRWAYS TRAVEL SERVICES	346,620.00		
191	VERCELLI TOURS AND TRAVEL	245,780.00		
192	VERCELLI TOURS AND TRAVEL	42,795.00		
193	VERCELLI TOURS AND TRAVEL	395,600.00		
194	VERCELLI TOURS AND TRAVEL	397,300.00		
195	PAGO AIRWAYS TRAVEL SERVICES	393,500.00		
196	PAGO AIRWAYS TRAVEL SERVICES	401,100.00		
197	PAGO AIRWAYS TRAVEL SERVICES	789,390.00		
198	PAGO AIRWAYS TRAVEL SERVICES	35,680.00		
199	PAGO AIRWAYS TRAVEL SERVICES	315,500.00		
200	PAGO AIRWAYS TRAVEL SERVICES	1,076,680.00		
201	TWINKLE TRAVEL LIMITED	140,900.00		
202	TWINKLE TRAVEL LIMITED	110,100.00		
203	TWINKLE TRAVEL LIMITED	166,630.00		
204	TWINKLE TRAVEL LIMITED	12,529.00		
205	PAGO AIRWAYS TRAVEL SERVICES	42,810.00		

206	PAGO AIRWAYS TRAVEL SERVICES	98,500.00		
207	PAGO AIRWAYS TRAVEL SERVICES	98,500.00		
208	PAGO AIRWAYS TRAVEL SERVICES	59,020.00		
209	VERCELLI TOURS AND TRAVEL	198,500.00		
210	PAGO AIRWAYS TRAVEL SERVICES	33,980.00		
211	PAGO AIRWAYS TRAVEL SERVICES	39,900.00		
212	PAGO AIRWAYS TRAVEL SERVICES	42,900.00		
213	PAGO AIRWAYS TRAVEL SERVICES	42,980.00		
214	PAGO AIRWAYS TRAVEL SERVICES	52,050.00		
215	PAGO AIRWAYS TRAVEL SERVICES	71,900.00		
216	PAGO AIRWAYS TRAVEL SERVICES	32,980.00		
217	VERCELLI TOURS AND TRAVEL	200,500.00		
218	PAGO AIRWAYS TRAVEL SERVICES	526,110.00		
219	PAGO AIRWAYS TRAVEL SERVICES	99,700.00		
220	PAGO AIRWAYS TRAVEL SERVICES	71,980.00		
221	PAGO AIRWAYS TRAVEL SERVICES	198,795.00		
222	SHIFRAH INTERNATIONAL	312,000.00		
223	NATIONAL DEFENCE COLLEGE	45,000.00		
224	TRIPLETECH MERCHANTS	451,000.00		
225	STERISH PRINTERS	80,000.00		
226	CARBROTECH VENTURES	313,200.00		
227	ISEREN ENTERPRISES	212,613.00		
228	SUNBEAM COMPUTER SYSTEMS (E.A) LTD	492,500.00		
229	GYPSE LIMITED	368,000.00		
230	SHIFRAH INTERNATIONAL	138,000.00		
231	ZAKAN ENTERPRISES	117,000.00		
232	MESTIV ENTERPRISES	425,500.00		
233	ALLAKEN GENERAL MERCHANTS	82,430.00		
234	ALLAKEN GENERAL MERCHANTS	113,000.00		
235	CLEAN ROCKS LIMITED	75,000.00		
236	CLEAN ROCKS LIMITED	183,000.00		
237	CHIMES ENTERPRISES	100,000.00		
238	ANITAAN AGENCIES	190,000.00		
239	ANITAAN AGENCIES	335,000.00		
240	AMMAR AGENCIES	124,850.00		
241	GEAMEL INTERNATIONAL	732,940.00		
242	MEJORK ENTERPRISES	10,718.40		
243	MEJORK ENTERPRISES	5,359.20		
244	MEJORK ENTERPRISES	5,359.20		
245	MEJORK ENTERPRISES	5,359.20		
246	MEJORK ENTERPRISES	6,252.40		
247	SOTELAI MERCHANTS	358,600.00		
248	GRAFIX TRADING LTD	1,375,500.00		
249	MICOMP LTD	1,395,000.00		
250	MILLENIA INVESTMENT LTD	950,400.00		
251	JIMMON CLEANING SERVICES	470,850.00		
252	GOVERNMENT PRINTERS	16,617,000.00		
253	FACE INVESTMENTS	279,200.00		
254	MENJORK ENTERPRISES	197,353.00		
255	TRAPPLE GENERAL MARCHANTS	60,000.00		
256	EMMAFEST INVESTMENT	175,000.00		
257	UNI-COMM TECHNOLOGIES ENTERPRISES	160,600.00		
	TOTAL - IMMIGRATION	52,539,018.00		
	6 KPS			
258	George Ouma Osodo (Final Dues)	3,768.85		

259	James Kimani Gitau	3,990.00		
260	James Kimumu M'mthumatia	6,180.00		
261	Francis Mbatha	6,600.00		
262	James kimumu M'mthumatia	7,330.00		
263	James Kimumu M'mthumatia	8,180.00		
264	James M'mthumatia Feb 2020)	8,220.00		
265	Qskie Investments	8,500.00		
266	Francis Mbatha	8,590.00		
267	Lauram General Merchants	9,000.00		
268	Francis Mbatha	9,580.00		
269	Francis Mbatha	10,310.00		
270	Francis mbatha	10,860.00		
271	Francis Mbatha	11,810.00	11,810.00	14/09/2020
272	James kimumu M'mthumatia	12,120.00		
273	Francis Mbatha	12,120.00		
274	Francis Mbatha	12,290.00		
275	Mukakimu Enterprises	13,640.00		
276	David Ndungu M'nguthari	13,830.00		
277	Francis Mbatha	14,680.00		
278	Titus Muthui Nguli	14,710.00		
279	Dcc Bungoma	14,839.65		
280	Cc Bungoma	14,839.95		
281	Ann Wangechi Wanjohi	14,850.00		
282	Francis Mbatha	15,160.00		
283	Francis Mbatha	15,240.00	15,240.00	14/09/2020
284	David Ndungu M'nguthari	16,400.00		
285	Francis Mbatha	16,590.00		
286	David Ndungui Mnguthari (April 2019)	16,680.00		
287	Francis Mbatha	16,700.00		
288	Ann Wangechi Wanjohi	17,140.00		
289	David Ndugui M'ngithari (May 2019)	17,180.00		
290	Francis Mbatha	17,460.00		
291	Nairobi Water and Sewerage Co.Ltd	18,135.00		
292	Dcc Mwala Machakos	18,484.00		
293	David Ndugi Mnguthari (June 2019)	18,750.00		
294	Dcc Ugunja Siaya County	18,898.00		
295	Francis Mbatha	18,950.00		
296	Cc Gucha	19,211.60		
297	David Ndungu M'nguthari	19,550.00		
298	Francis Mbatha	19,600.00		
299	Francis Mbatha	19,630.00		
300	Francis Mbatha	19,980.00		
301	Witi Enterprises(March 2020)	20,860.00		
302	Ann Wangechi Wanjohi (May 2020)	21,450.00		
303	Titus Muthui Nguli (Feb 2020)	22,390.00		
304	Witi Enterprises (April 2020)	22,390.00		
305	Dcc Kangundo	22,402.00		
306	Dcc Machakos	22,402.00		
307	Realedge Africa Ventures Ltd	23,000.00		
308	Titus Muthui Nguli	23,040.00		
309	Realedge Africa Ventures Ltd	23,668.00		
310	Sasunet Supplies	24,000.00		
311	Dcc Siaya	24,327.95		
312	Gersishon V. Kinanzira (Nov 2017)	25,240.00		
313	Francis Mbatha	25,520.00		
314	Francis Mbatha	26,790.00		

315	Francis Mbatha	26,960.00		
316	Titus Muthui Nguli (Dec 2019)	27,330.00		
317	Dcc Mandera	27,376.05		
318	Francis Mbatha	27,620.00		
319	David Ndungu M'nguthari	27,760.00		
320	Francis Mbatha	27,770.00		
321	Francis Mbatha	28,790.00		
322	Ann Wangechi Wanjohi (May 2019)	29,240.00		
323	Real Kerubo Magena (Feb 2020)	29,350.00		
324	Nairobi City Water & Sewerage Co Ltd	29,397.55		
325	Dcc Mirangine	29,936.95		
326	Forces Equipment (K) Ltd	30,000.00		
327	Real Kerubo Magena (March 2020)	30,520.00		
328	Ann Wangechi Wanjohi	30,710.00		
329	Titus Muthui Ngugi (Nov 2019)	31,200.00		
330	Francis Mbatha	32,170.00		
331	Francis Mbatha	32,230.00		
332	Dcc Muranga	32,303.10		
333	Titus Muthui Nguli (May 2020)	32,640.00		
334	Rael Kerubo Magena	32,760.00		
335	Francis Mbatha	33,250.00		
336	Rael Kerubo Magena (Jan 2020)	33,740.00		
337	Titus Muthui Nguli	34,140.00		
338	Titus Muthui Nguli (Jan 2020)	36,510.00		
339	Francis Mbatha	36,870.00		
340	Francis Mbatha	37,540.00		
341	Francis Mbatha	38,330.00		
342	Titus Muthui Nguli(March 2019)	38,420.00		
343	Madhuka Office Supplies	40,000.00		
344	Ngendos Gen. Merchants	40,000.00		
345	Jorasan Agencies	40,000.00		
346	Joseph Mutende	40,586.60		
347	Real Kerubo Magena (Nov 2019)	40,640.00		
348	OCS Londiani	41,050.00		
349	Lazaro Njuguna Kamochu (Nov 2017)	41,060.00		
350	Sasunet Suppliers	41,500.00		
351	Joseph Ndiritu (Feb 2017)	42,720.00		
352	Jonathan Mutinda Mutua	43,000.00		
353	Mukakimu Enterprises	43,230.00		
354	Rael Kerubo Magena (April 2020)	45,950.00		
355	East Africa Caps Ltd	46,400.00		
356	Petronilla Njeri Ngaara	47,330.00		
357	Stantech Motors	48,502.00		
358	Loikim Source Services	49,000.00		
359	Lazaro Njuguna Kamochu (May 2020)	49,700.00		
360	Emmafest Investment	50,000.00		
361	Joseph Ndiritu	50,240.00		
362	John Kariuki Mwangi (Feb 2018)	50,610.00		
363	Petronilla Njeri Ngaara	50,990.00		
364	Petronilla Njeri Ngaara	51,460.00		
365	Lazaro Njuguna Kamochu (Dec 2019)	52,950.00		
366	Dcc Ugunja	53,383.10		
367	Subaru Kenya Ltd	54,190.85		
368	Petronilla Njeri Ngaara	54,770.00		
369	Toyota Kenya Ltd	55,401.80		
370	Joseph Ndiritu (Jan 2017)	55,540.00		

371	James Maina Ndiritu (April 2017)	55,640.00		
372	Samanto Enterprises General Supplies	55,840.00	55,840.00	14/09/2020
373	Justus Karoki Wareku (March 2020)	56,550.00		
374	John Kariuki Mwangi	56,730.00		
375	James Maina Ndiritu (April 2020)	56,950.00		
376	Anna Wangeci Wanjohi	57,030.00		
377	Gershom V Kinanzira	57,290.00		
378	Cilas Enterprises	57,390.00		
379	Jannet Jillani (Feb 2020)	57,920.00		
380	James Maina Ndiritu (July 2019)	58,130.00		
381	James Maina Ndiritu (Oct 2019)	58,230.00		
382	Rael Kerubo Magena	58,560.00		
383	Joseph Ndiritu (March 2017)	58,620.00		
384	Edwin Omolo Ongonga	60,000.00		
385	Kinanzira & Sons (April 2020)	62,490.00		
386	Dhairu Enterprises	62,500.00		
387	Philomena Mbubi (sept 2019)	63,270.00		
388	Nairobi City Water & Sewerage Company Ltd	63,626.60		
389	Sky-Jet Enterprises	64,980.00		
390	Cilas Enterprises	65,290.00		
391	James Maina Ndiritu (Jan 2020)	65,440.00		
392	John Kariuki Mwangi	65,610.00		
393	Petronilla Njeri Ngaara	66,100.00		
394	Natamille Enterprises	66,970.00		
395	Kinanzira & Sons	67,360.00		
396	James Maina Ndiritu (Feb 2020)	67,500.00		
397	Jannet Jillani	68,500.00	68,500.00	14/09/2020
398	1979173139 Paul Kiprop Ruto (fnal dues)	68,693.30		
399	Stantech Motors Limited	69,259.00		
400	Natamille Enterprises	69,450.00		
401	Forces Equipment (K) Ltd	69,600.00		
402	Witi Enterprises (Feb 2020)	70,520.00		
403	Natamille Enterprises	72,190.00		
404	John Kariuki Mwangi	72,460.00		
405	D.T Dobie Ltd	72,500.00		
406	Jusrtus Karoki wareku (Feb 2020)	72,730.00		
407	M/s Joseph Ndiritu	72,790.00		
408	Kinanzira & Sons (Jan 2020)	73,520.00		
409	Justus Karoki	74,820.00		
410	Lazaro Njuguna Kamochu (Sept 2019)	75,070.00		
411	John Kariuki Mwangi	75,280.00		
412	Justus Karoki Wareku (April 2020)	75,510.00		
413	Joseph Kimotho Kinyui	75,510.00		
414	Natamille Enterprises	75,510.00		
415	Moses N. Mungai (Nov 2019)	75,670.00		
416	Natamille Enterprises	75,700.00		
417	Kiblo Ltd	76,000.00		
418	James Maina Ndiritu (Nov 2019)	76,180.00		
419	M/S R.H. Devani	76,240.00	76,240.00	14/09/2020
420	Kinanzira & Sons	76,420.00		
421	James Maina Ndiritu (August 2019)	76,590.00		
422	John Kariuki Mwangi	77,040.00		
423	Kinanzira & Sons (Dec 2019)	77,060.00		
424	Elias Musaili Musyoka	77,250.00		
425	Kinanzira & Sons (May 2029)	77,300.00		
426	Lazaro Njuguna Kamochu (June 2019)	77,430.00		

427	Natamille Enterprises	77,570.00		
428	Kinanzira & Sons (March 2020)	77,720.00		
429	Stantech Motors Limited	77,722.00	77,722.00	14/09/2020
430	Kinanzira & Sons (June 2019)	77,850.00		
431	Kinanzira & Sons (Oct 2018)	78,370.00		
432	Witi Enterprises	79,050.00		
433	John Kariuki Mwangi(Feb 2020)	79,280.00		
434	Kinanzira & Sons (Nov 2018)	79,330.00		
435	Jannet W Jillani	79,580.00		
436	Fatma Abud Abdalla	80,000.00		
437	Stantech Motors Limited	80,045.00		
438	Ann Wagenchi Wanjohi (May 2020)	80,350.00		
439	Savik Enterprises	80,400.00		
440	John Kariuki Mwangi	80,800.00		
441	Joseph Kimotho Kinyui	81,040.00		
442	James Maina Ndiritu (Dec 2019)	81,480.00		
443	John Kariuki Mwangi (March 2019)	83,530.00		
444	Joseph Ndiritu (April 2020)	83,740.00		
445	Kenya Airways	84,145.00		
446	Amedo Centre	84,243.00		
447	Kinanzira & Sons (March 2019)	84,520.00		
448	Kinanzira & Sons (Sept6 2019)	84,550.00		
449	Kinanzira & Sons (Sept6 2019)	84,550.00		
450	Joseph Ndiritu (March 2020)	86,110.00		
451	Joseph Ndiritu (Dec 2018)	86,270.00		
452	Njugan Café (Jan 20200)	87,830.00		
453	Vtex Enterprises	88,000.00	88,000.00	14/09/2020
454	Kinanzira & Sons (Dec 2019)	88,050.00		
455	Natamille Enterprises	88,390.00		
456	Jannet Jillani	88,520.00		
457	Kenlan Limited	89,000.00		
458	Moses N Mungai (Jan 2020)	89,110.00		
459	Ngugan Café	89,210.00		
460	Kinanzira & Sons (Jan 2019)	89,580.00		
461	Justus Karoki	92,020.00		
462	Joseph Ndiritu (Jan 2019)	92,040.00		
463	Natamille Enterprises	92,370.00		
464	Joseph Ndiritu (April 2019)	93,030.00		
465	Joseph Kimotho Kinyui	94,280.00		
466	Anna Wangechi Wanjohi	94,350.00		
467	Gorbit Agencies	95,190.00		
468	Joseph Ndiritu (Jan 2020)	95,200.00		
469	Justus Karoki Wareku (May 20200)	96,760.00		
470	Natamille Enterprises	96,800.00		
471	John Kariuki Mwangi	97,740.00		
472	Kinanzira & Sons (Nov 2019)	98,510.00		
473	Lazaro Njuguna Kamochu (August 2019)	98,690.00		
474	Petronella Njeri Ngaara (May 2020)	99,690.00		
475	Natamille Enterprises	101,510.00		
476	Justus Karoki	101,820.00		
477	Josephine Kabata Musyimi	102,000.00		
478	Rose Atieno Osoga (April 2020)	102,370.00		
479	Matamille Enterprises (July 2019)	104,350.00		
480	Kinanzira & Sons (August 2019)	105,960.00		
481	Joseph Ndiritu (May 2020)	106,100.00		
482	Faith Nthira Kanampiu (March 2020)	107,050.00		

483	Joshua Mutunga Musau	107,325.00		
484	Joshua Mutunga Musau	107,325.00		
485	Joshua Mutunga Musau	107,325.00		
486	Joshua Mutunga Musau	107,325.00		
487	Yakiyn International Ltd	108,000.00		
488	Natamille Enterprises	108,040.00		
489	Allaken Gen. Merchants	110,000.00	110,000.00	14/09/2020
490	Adah A. Obonyo (Oct 2018)	110,130.00		
491	Ladella Enterprises	111,000.00		
492	Justus Karoki Wareku	112,840.00		
493	John Kariuki Mwangi (May 2020)	113,510.00		
494	Joseph Kimotho Kinyui (Feb 2020)	113,610.00		
495	Joseph Ndiritu (Nov 2019)	113,650.00		
496	Petronilla Njeri Ngaara (Dec 2019)	115,930.00		
497	Gershom V Kinanzira	117,155.00		
498	Kinanzira & Sons (July 2019)	117,620.00		
499	James Maina Ndiritu (May 2020)	117,800.00		
500	Petronilla Njeri Ngaara	119,500.00		
501	Geomatic Investments	120,000.00	120,000.00	14/09/2020
502	Unik Store Ltd	120,000.00		
503	Bernard Muteti	120,290.00		
504	Bernard Muteti	120,590.00		
505	Ann Wangechi Wanjohi	122,600.00		
506	Petronilla Njeri Ngaara	122,910.00		
507	Joshua Mutunga Musau	123,537.00		
508	Bernard Muteti	123,800.00		
509	Ananda Gen. Supplies	124,000.00	124,000.00	14/09/2020
510	Faith Nthira Kanampiu (April 2020)	124,640.00		
511	Petronilla Njeri Ngaara (April 2020)	125,560.00		
512	DHL Worlwide Express(K) Ltd	126,973.00		
513	Gerishom V. Kinanzira (Sept 2018)	128,180.00		
514	Ladella Enterprises	129,600.00		
515	Bell-Atlantic Communication Ltd	129,960.00		
516	Joseph Ndiriu	130,260.00		
517	John Kariuki Mwangi (Dec 2019)	130,430.00		
518	Mom South Holdings	132,000.00		
519	Petpo General Supplies	132,000.00		
520	Joseph Ndiritu (Sept 2019)	132,560.00		
521	M/S R.H. Devani	133,000.00	133,000.00	14/09/2020
522	Mukakimu Enterprises	135,180.00		
523	Faith Nthira Kanampiu (Feb 2020)	136,500.00		
524	Mbukana Enterprises	137,500.00	137,500.00	14/09/2020
525	Wilson Opele Olusala	138,000.00		
526	John Kariuki Mwangi	139,120.00		
527	Fezuki Enterprises	139,500.00		
528	Rose Atieno Osoga (May 2020)	142,780.00		
529	Bernard Muteti	143,050.00		
530	Bernard Muteti (August 2019)	144,920.00		
531	Joseph Ndiritu	145,610.00		
532	Mukakimu Enterprises(March 2020)	145,680.00		
533	Mukakimu Enterprises (Jan 2020)	146,380.00		
534	Joseph Kimotho Kinyui (May 2019)	146,580.00		
535	Samuel Waweru Kariuki	147,070.00		
536	John Kariuki Mwangi (Oct 2019)	148,750.00		
537	Emmarest Investments	150,000.00		
538	Bamboo Forest Farmers' Co-operative Socie	150,000.00		

539	Martin Phares Miyesa	150,000.00		
540	Jurinet General Merchants	150,000.00		
541	Government Printers	150,600.00		
542	Samuel Waweru Kariuki (Jan 2020)	151,470.00		
543	Joseph Ndiritu (August 2019)	152,470.00		
544	Starhotech Suppliers	153,000.00		
545	Samuel Waweru (March 2020)	153,630.00		
546	John Kariuki Mwangi (Feb 2020)	154,680.00		
547	Bernard Muteti	155,060.00		
548	Gershom V.Kinanzira (July 2018)	155,950.00		
549	Samuel Waweru Kariuki	157,420.00		
550	Philomena Mbubi (April 2020)	157,820.00		
551	Bokoh Limited	158,500.00		
552	John Kariuki Mwangi (August 2019)	159,920.00		
553	Vtex Enterprises	160,000.00	160,000.00	14/09/2020
554	Lazaro Njuguna Kamonchu	160,440.00		
555	Petronilla Njeri Ngaara	163,480.00		
556	Gift Business Enterprises (JUNE 2019)	165,120.00		
557	Toyota Kenya Ltd	165,752.00		
558	Rose Atieno Osoga(March 2020)	169,570.00		
559	Gift Business Enterprises (June 2019)	172,660.00		
560	Office of the Attorney General (State law of	174,000.00		
561	Mukakimu Enterprises	174,280.00		
562	Samuel Waweru Kariuki	177,980.00		
563	Alice Wanyonyi Gimose	180,000.00		
564	Faith Nthira Kanampiu (Jan 2020)	180,770.00		
565	Samuel Waweru Kariuki	181,240.00		
566	Samanto Enterprises General Supplies	182,140.00		
567	M/S Subaru Kenya	182,173.00	182,173.00	14/09/2020
568	Kenya Aeronautical College	182,320.00		
569	Faith Nthira Kanampiu (Dec 2019)	182,330.00		
570	Butah Technologies	185,600.00		
571	Bernard Muteti	187,500.00		
572	Hira Singh Bilku& Jogider Singh	187,500.00		
573	Jawan hardware & tools	187,550.00	187,550.00	14/09/2020
574	John Ndolo	189,770.35		
575	Daniel Saropa Roriki	192,000.00		
576	Samuel Waweru Kariuki	192,410.00		
577	Waner General Agency	193,125.00		
578	John Kariuki Mwangi	199,540.00		
579	Raptures Collection Ltd	200,000.00		
580	Wisepro Office Solutions	203,500.00		
581	Josephine Kabata Musymi	204,000.00		
582	Benva Investments Ltd	204,000.00		
583	Wachovia Super Stores Ltd	208,500.00		
584	Sasunet Suppliers	210,000.00	210,000.00	14/09/2020
585	Pakanje Enterprises	210,000.00		
586	D.T. Dobie Ltd	213,032.50		
587	Schindler Limited	218,196.00	218,196.00	14/09/2020
588	Kerb Rose General Supplies	218,400.00	218,400.00	14/09/2020
589	Samuel Waweru Kariuki	218,460.00		
590	Allaken Gen. Merchants	220,000.00		
591	Faith Nthira Kanampiu (Nov 2019)	220,084.00		
592	Rose Atieno Osoga (Feb 2020)	220,720.00		
593	Schindler Limited	222,024.00	222,024.00	14/09/2020
594	Rose Atieno Osoga (Nov 2019)	223,540.00		

595	Frasier Wanjiru Kamau	224,300.00		
596	Samuel Waweru Kariuki	227,010.00		
597	Samuel Waweru Kariuki	231,420.00		
598	Four Winters Limited	236,526.00	236,526.00	14/09/2020
599	M/S Tuliza Pharmacy	240,000.00		
600	H.H.J Spices & Cereals	240,480.00		
601	Samuel Waweru Kariuki	242,240.00		
602	Jurinet General Merchants	248,000.00		
603	Talent Office Suppliers	248,000.00	248,000.00	14/09/2020
604	Faith Nthira Kanampiu	248,250.00		
605	Rose Atieno Osoga (Jan 2020)	248,680.00		
606	Faith Nthira Kanampiu	253,040.00		
607	Samuel Waweru Kariuki	254,550.00		
608	Frasier Wanjiru Kamau	254,860.00		
609	Vision Link Agencies	255,000.00		
610	Rose Atieno Osoga (Dec 2019)	255,550.00		
611	Ngendos Gen Merchants	260,000.00		
612	Madukha Office Supplies	263,000.00		
613	Cleon Ventures Ltd	264,640.00		
614	Faith Nthira Kanampiu	270,780.00		
615	Benva Investments Ltd	272,000.00		
616	Toyota Kenya Ltd	273,430.00		
617	Philomena Mbubi (March 2020)	274,520.00		
618	Samuel Waweru Kariuki	279,600.00		
619	Joraki Ventures	286,000.00	286,000.00	14/09/2020
620	Cailytech Solutions	289,000.00		
621	Chrisom Investment	289,000.00		
622	Faith Nthira Kanampiu (August 2019)	290,880.00		
623	Petronilla Njeri Ngaara	293,080.00		
624	Shonitel	293,233.08		
625	Toyota Kenya Ltd	294,046.00		
626	Faith Nthira Kanampiu	294,840.00		
627	Personality Investments	298,160.00		
628	Tulips Business Solutions	300,000.00	300,000.00	14/09/2020
629	M/S Mountain line agencies	300,000.00	300,000.00	14/09/2020
630	Debrodama Enterprises	307,988.00		
631	M/S Pever Enterprises	308,500.00		
632	Capital Premier and Affiliate Agency Limited	325,000.00		
633	Petronilla Njeri Ngaara	329,780.00		
634	Jowasha Enterprises	351,000.00		
635	Rh Devani Ltd	359,701.00	359,701.00	14/09/2020
636	M/S Tobena General Agencies	360,000.00		
637	Philomena Mbubi (Nov 2019)	362,590.00		
638	Nairobi City Water & Sewerage Company Ltd	362,811.20		
639	Francis Nyayiemu Mogoi	363,000.00		
640	Lalornplus Auto Spares	365,277.00		
641	M/S Tuliza Pharmacy	369,000.00		
642	Forces Equipment (K) Ltd	371,200.00		
643	Hira Singh Bilkhu & Joginder Singh Kalsi	375,000.00		
644	Vernlink General Supplies	378,918.00		
645	Benva Investments Limited	391,000.00		
646	Pakanje Enterprises	408,000.00		
647	Muflowa Enterprises	414,000.00		
648	Timothy Kiega Mwhia	420,000.00		
649	M/S Bamboo Forest Farmers Co-Operative Society	420,000.00		
650	Forces Equipment (K) Ltd	420,000.00		

651	Samanto Enterprises General Supplies	423,850.00		
652	Philomena Mbubi (Jan 2020)	430,190.00		
653	Talent Office Suppliers	431,250.00		
654	M/S Ammitros Limited	440,000.00		
655	Sterish Printers	449,250.00		
656	Tripple Two Technology	450,000.00		
657	Yellow Tip Enterprises	450,000.00	450,000.00	14/09/2020
658	Arisan Technologies	450,000.00		
659	Tobena General Agencies	450,000.00		
660	M/S Gemthi General Merchants	460,317.00		
661	Jesseps Enterprises	465,000.00		
662	Oolyx Enterprises	478,025.00		
663	Rea Vipingo Plantations Ltd	480,000.00		
664	Titus Mutisya Maithya	500,000.00		
665	Samuel Otieno Odhiambo	502,534.00		
666	Nairobi City Water and Sewerage Com	519,772.10		
667	R.H Devani Ltd	554,800.00	554,800.00	14/09/2020
668	Mr. Evanson Njiiri Wanjihia	560,000.00		
669	Forces Equipment (K) Ltd	580,000.00		
670	Nelteck General Suppliers	596,234.00		
671	Awadh Twalal Awadh	600,000.00		
672	Twenty Twenty Ventures Ltd	600,000.00		
673	Mollmag Investments	602,312.00		
674	Mr. Jamal Sheikh Omar Salim	617,500.00		
675	Philomena Mbubi (Jan 2020)	633,270.00		
676	Talent Office Suppliers	633,800.00	633,800.00	14/09/2020
677	Forces Equipment (K) Ltd	638,000.00		
678	Advance General Merchants	640,200.00	640,200.00	14/09/2020
679	Hopkins Kenya Ltd	650,000.00		
680	Shelvis Enterprises	671,250.00		
681	Augustine Kiprono Koskei	675,733.00		
682	Imela Traders Ltd	677,700.00		
683	Milano furniture & office interiors	696,419.00		
684	Vyne Centre	745,325.00	745,325.00	14/09/2020
685	Gachugi Trading and General Merch	749,974.00		
686	Tobena General Agencies	750,000.00		
687	OCPD Likuyani(IFO Subuki auto motor garage)	750,000.00		
688	College of Insurance	790,000.00		
689	Nairobi Homes(Mombasa) Ltd	812,500.00		
690	Bokoh Limited	829,500.00	829,500.00	14/09/2020
691	Blue Avenue Ventures	840,519.00	840,519.00	14/09/2020
692	Joshua Mutenga Musau	848,160.00		
693	Cymacef Agencies	903,718.00	903,718.00	14/09/2020
694	Hira Singh Bilkhu & Joginder Singh Kalsi	937,500.00		
695	Nairobi City Water & Sewerage Company Ltd	944,128.45		
696	Telscos Communication Systems	955,000.00		
697	Starhotech Suppliers Ltd	960,000.00		
698	Cloud World Ltd	975,000.00	975,000.00	14/09/2020
699	Gemthi General Merchant	986,975.00		
700	Cymacef Agencies	990,718.00	990,718.00	14/09/2020
701	Fravic Suppliers	1,020,000.00		
702	Musa ahmed	1,020,000.00		
703	Mr. Sanjay Gupta	1,050,000.00		
704	Pakanje Enterprises	1,050,000.00		
705	East African Caps Ltd	1,050,000.00		

706	East African Caps Ltd	1,050,000.00		
707	Talent Office Suppliers	1,064,600.00	1,064,600.00	14/09/2020
708	Gemthi General Merchant	1,102,156.00		
709	Hira Singh Bilkhu & Joginder Singh Kalsi	1,117,500.00		
710	Government Printers	1,119,400.00		
711	Edward Kipkemboi Rono	1,135,200.00		
712	Jaruh Supplies	1,190,000.00	1,190,000.00	14/09/2020
713	SCPC Githunguri	1,247,383.00		
714	Wajir Water & Sewarage Company Ltd	1,300,040.00		
715	Azzur Investments	1,346,400.00	1,346,400.00	14/09/2020
716	Wiskim Investments	1,362,296.00	1,362,296.00	14/09/2020
717	Adys Enterprises	1,365,850.00		
718	Cymacef Agencies	1,402,200.00	1,402,200.00	14/09/2020
719	Forces Equipment (K) Ltd	1,438,400.00	1,438,400.00	14/09/2020
720	1984017461 Benson Mutuku Muli (Final Due	1,476,826.30		
721	Adys Enterprises	1,500,000.00		
722	Fravic Suppliers	1,540,500.00		
723	Janzik Enterprises	1,560,000.00		
724	Blue Avenue Ventures	1,590,000.00	1,590,000.00	14/09/2020
725	Philip Ouma	1,653,663.00		
726	Super Broom Services Limited	1,754,646.30		
727	Kryptonite Ventures Ltd	1,772,000.00	1,772,000.00	14/09/2020
728	Nemastar Trading Enterprise	1,800,000.00	1,800,000.00	14/09/2020
729	Antoren Investment	1,805,100.00		
730	Kerb Rose General Supplies	1,820,000.00	1,820,000.00	14/09/2020
731	Bright Concept Ventures	1,830,000.00	1,830,000.00	14/09/2020
732	Director, Kenyatta Hospital	1,920,000.00		
733	Yakiyn Investments Ltd	2,040,000.00	2,040,000.00	14/09/2020
734	Shabra Trading Company Ltd	2,070,000.00		
735	Nyali Pharmaceuticals	2,082,500.00		
736	Adys Enterprises	2,122,350.00		
737	Kenya School of Government	2,323,016.00		
738	Kenyatta University	2,462,000.00		
739	Kenya Ordinance Factories	2,565,000.00		
740	Adys Enterprises	2,691,490.00		
741	Ice Clean Care Limited	2,703,060.00		
742	Adys Enterprises	2,881,491.00		
743	Prison Ind C/O Ps-Sd Correctional Serv	2,952,800.00		
744	Adys Enterprises	3,477,910.00		
745	Rene enterprises	3,627,764.00		
746	Adys Enterprises	3,677,700.00		
747	M/S Adys Enterprises	3,752,770.00		
748	Rene enterprises	3,859,374.00		
749	Adys Enterprises	3,896,300.00		
750	Adys Enterprises	4,009,120.00		
751	Adys Enterprises	4,097,490.00		
752	Adys Enterprises	4,188,710.00		
753	Rene enterprises	4,306,965.00		
754	Government Printers	4,466,000.00		
755	Rene enterprises	4,658,964.00		
756	Starhotech Suppliers	4,680,000.00		
757	Rene enterprises	4,762,925.00		
758	Adys Enterprises	4,810,620.00		
759	M/S Wiskim Investments	4,824,000.00	4,824,000.00	14/09/2020
760	M/S Wiskim Investments	4,824,000.00	4,824,000.00	14/09/2020
761	M/S Gemuthi General Merchants	4,831,904.00	4,831,904.00	14/09/2020

762	M/S Chrisom Investment	5,020,500.00		
763	Adys Enterprises	5,049,990.00		
764	M/S Magman Manufactures Limited	5,172,750.00		
765	Umoja Rubber Products Ltd	5,198,000.00	5,198,000.00	14/09/2020
766	Ruiru-Juja Water and Sewerage Company	5,240,201.90		
767	Yakiyn International Limited	5,260,000.00		
768	M/S Front Berdares Ltd	5,400,000.00		
769	M/S Prison Industry Fund	5,550,600.00		
770	Flamex Petroleum	5,620,000.00		
771	Oolyx Enterprises	5,700,000.00		
772	Kerb Rose General Supplies	5,700,000.00		
773	M/S Jodica General Supplies	5,700,000.00		
774	Rene enterprises	5,846,597.00		
775	Novy Enterprises Ltd	5,869,600.00	5,869,600.00	14/09/2020
776	Kenya Ordinance Factories	6,000,000.00		
777	M/S Kiblo Ltd	6,082,000.00		
778	Kenya Ordinance Factories	6,100,000.00		
779	M/S Blue Avenue Ventures	6,380,000.00		
780	M/S Kenya National Trading Corporation	6,824,000.00		
781	Afro Kent Office Equipment	7,097,790.00		
782	Forces Equipment	7,136,000.00		
783	Forces Equipment (K) Ltd	7,308,000.00		
784	M/S Bokoh Ltd	7,491,000.00	7,491,000.00	14/09/2020
785	M/S Bryk Enterprises	7,491,000.00		
786	M/S Gactor Enterprises Limited	8,000,000.00		
787	M/S Mustral General Traders	8,500,000.00	8,500,000.00	14/09/2020
788	Kenya Ordinance Factories	8,500,000.00		
789	Government Printers	8,932,000.00		
790	Lomar Services	9,416,271.60		
791	M/S R.H. Devani	10,002,366.00		
792	Lomar Services	11,633,320.00		
793	Lormar Services	12,014,145.00		
794	Kenya Ordinance Factories	12,325,000.00		
795	M/S Bata Shoe Company	12,468,300.00	12,468,300.00	14/09/2020
796	Kenya Ordinance Factories	12,877,200.00		
797	Kenya Ordinance Factories	13,500,000.00		
798	M/S East Africa Caps Limited	13,920,000.00		
799	M/S Forces Equipment K Limited	13,920,000.00		
800	M/S Mustral General Traders	13,950,000.00	13,950,000.00	14/09/2020
801	National Defense College	14,362,650.00		
802	Kenya Ordinance Factories	14,600,000.00		
803	Leather Industries of Kenya Ltd	14,950,000.00		
804	M/S United Footwear Limited	14,950,000.00	14,950,000.00	14/09/2020
805	M/S New KCC Ltd	15,196,000.00		
806	M/S Rh Devani Limited	17,416,300.00	17,416,300.00	14/09/2020
807	Kenya Ordinance Factories	18,300,000.00		
808	M/S R.H Devani	18,843,612.00	18,843,612.00	14/09/2020
809	M/S Rh Devani Limited	18,919,060.00	18,919,060.00	14/09/2020
810	Kenya Ordinance Factories	27,200,000.00		
811	Kenya Power and Lighting Company	29,768,364.50		
812	Kenya Ordinance Factories	30,000,000.00	30,000,000.00	14/09/2020
813	Vivo Energy	43,000,000.00	43,000,000.00	14/09/2020
814	M/S Rh Devani Limited	66,385,180.00		
815	2018/2019 pending bills	59,847,073.30		
	TOTAL KPS	945,150,079.48	241451674	

7	KENYA COASTGUARD SERVICE			
816	GOLDNEST TRADING CO. LTD	1,350,000.00	1,350,000.00	09-04-20
817	GOLDNEST TRADING CO. LTD	3,120,000.00	3,120,000.00	09-04-20
818	GOLDNEST TRADING CO. LTD	3,614,400.00	3,614,400.00	09-04-20
819	GOLDNEST TRADING CO. LTD	1,809,000.00	1,809,000.00	09-04-20
820	GOLDNEST TRADING CO. LTD	4,146,450.00	4,146,450.00	09-04-20
821	GOLDNEST TRADING CO. LTD	6,615,000.00	6,615,000.00	09-04-20
822	GOLDNEST TRADING CO. LTD	2,779,200.00	2,779,200.00	09-04-20
823	GOLDNEST TRADING CO. LTD	1,350,000.00	1,350,000.00	09-04-20
824	MIKAN URBAN LTD	215,800.00	215,800.00	09-04-20
825	JAKE DUAL LTD	292,800.00	292,800.00	09-04-20
826	ADYS ENTERPRISE	311,260.00	311,260.00	09-04-20
827	MIKAN URBAN LTD	421,940.00	421,940.00	09-04-20
828	MATRICE ENTERPRISEE	169,360.00	169,360.00	09-04-20
829	MATRICE ENTERPRISEE	524,800.00	524,800.00	09-04-20
830	KABUTHA GENERAL MERCHANTS	578,480.00	578,480.00	09-04-20
831	CLOUD WORLD LTD	117,000.00	117,000.00	09-04-20
832	COMPUTERWAYS LTD	4,145,010.00	4,145,010.00	09-04-20
833	MICROSCAN TECHNOLOGIES LTD	3,430,000.00	3,430,000.00	09-04-20
	TOTAL - KCGS	34,990,500.00	34,990,500.00	
8	BETTING CONTROL AND LICENCING BOARD			
834	SWARAN SINGH	2,416,537.50	2,416,537.50	16/09/2020
835	SWARAN SINGH	16,398.00	16,398.00	16/09/2020
836	SWARAN SINGH	9,000.00	9,000.00	16/09/2020
837	KSG LOWER KABETE	140,360.00	140,360.00	16/09/2020
838	KSG LOWER KABETE	140,360.00	140,360.00	16/09/2020
839	KSG LOWER KABETE	140,360.00	140,360.00	16/09/2020
840	KSG LOWER KABETE	140,360.00	140,360.00	16/09/2020
841	KSG LOWER KABETE	140,360.00	140,360.00	16/09/2020
842	KSG LOWER KABETE	140,360.00	140,360.00	16/09/2020
843	KSG LOWER KABETE	29,000.00	29,000.00	16/09/2020
844	KSG EMBU	590,000.00	590,000.00	16/09/2020
	TOTAL	3,903,095.50	3,903,095.50	16/09/2020
9	NIIMS			
845	ADYS ENTERPRISES	690,000.00	690,000.00	28/08/2020
846	BRIGHT CONCEPT VENTURES	583,500.00	583,500.00	28/08/2020
847	MEJORK ENTERPRISES	905,940.00	905,940.00	28/08/2020
848	MEJORK ENTERPRISES	2,724,260.00	2,724,260.00	28/08/2020
849	MOMBASA BEACH HOTEL	52,500.00	52,500.00	28/08/2020
850	AFRO KENT OFFICE EQUIPMENTS	870,000.00	870,000.00	28/08/2020
851	MACHAKOS UNIVERSITY COLLEGE	475,000.00	475,000.00	28/08/2020
852	JALAM SUPPLIES	455,000.00	455,000.00	28/08/2020
853	CHORLEY CONTRACTOR LTD	440,000.00	440,000.00	28/08/2020
854				28/08/2020
855	NATION MEDIA GROUP	426,240.00	426,240.00	28/08/2020
856	JALAM SUPPLIES	423,150.00	423,150.00	28/08/2020
857	MULTITASK AGENCYS	200,000.00	200,000.00	28/08/2020
858	GOVERNMENT PRESS	278,400.00	278,400.00	28/08/2020
859	JETAIME SUPPLIERS	100,000.00	100,000.00	28/08/2020
860	COLLEGE OF INSURANCE	128,000.00	128,000.00	28/08/2020
861	GOVERNMENT GUEST HOUSE	499,000.00	499,000.00	28/08/2020
862	MEJORK ENTERPRISES	2,833,230.00	2,833,230.00	28/08/2020
863	TELEPOSTA DESIGN SCHEME	16,135,200.00	16,135,200.00	28/08/2020

864	TELECOM FLEXION SCHEME	10,433,200.00	10,433,200.00	28/08/2020
865	MEJORK ENTERPRISES	182,000.00	182,000.00	28/08/2020
866	LUCKY FOUNTAIN ENTERPRISES	12,040,000.00	12,040,000.00	28/08/2020
867	SILWIL ENTREPRISES	18,060,000.00	18,060,000.00	28/08/2020
868	ADYS ENTERPRISES	16,632,000.00	16,632,000.00	28/08/2020
869	RAMJI HARIBHAI DEVANI	11,610,000.00	11,610,000.00	28/08/2020
870	KORAI COMPANY LIMITED	4,380,000.00	4,380,000.00	28/08/2020
871	KENYATTA INTERNATIONAL CONVENTION CENTER (KICC)	2,013,098.83	2,013,098.83	28/08/2020
872	KEVWINY AGENCIES	1,400,000.00	1,400,000.00	28/08/2020
873	MEJORK ENTERPRISES	5,488,519.60	5,488,519.60	28/08/2020
874	MEJORK ENTERPRISES	3,487,680.00	3,487,680.00	28/08/2020
875	INSTALUBS SUPPLIES LTD	4,984,000.00	4,984,000.00	28/08/2020
876	TRINP ENTERPRISES	5,000,000.00	5,000,000.00	28/08/2020
877	INSTALUBS SUPPLIES LTD	5,600,000.00	5,600,000.00	28/08/2020
878	JACQ EZARDS	5,842,500.00	5,842,500.00	28/08/2020
879	AIRIM GENERAL	5,842,500.00	5,842,500.00	28/08/2020
880	BLUE SCOPE SUPPLIES	7,000,000.00	7,000,000.00	28/08/2020
881	CHELSTER INVESTMENTS	8,000,000.00	8,000,000.00	28/08/2020
882	SILVERWARE INVESTMENTS LIMITED GULDER CENTER	9,996,000.00	9,996,000.00	28/08/2020
883	INSTALUBS SUPPLIES LTD	11,200,000.00	11,200,000.00	28/08/2020
884	KENYA SCHOOL OF GOVERNMENT (LOWER KABETE)NAIROBI	838,100.00	838,100.00	28/08/2020
	HIRED NYS BUSES	2,657,545.60	2,657,545.60	28/08/2020
	TOTAL	170,773,364.03	170,773,364.03	
10	CRS			
	RECURRENT			
890	TITUS MURAGE	16,310.00		
891	THOMAS DAMBA	27,580.00		
892	M/s CHARNOSTAR ENTERPRISES	80,000.00		
893	M/s CLOUD WORLD LTD	195,000.00		
894	M/s HASS PLAZA MANAGEMENT	233,450.00		
895	M/s KCB LEADERSHIP CENTRE	420,000.00		
896	M/s THE CHURCH COMMISSION OF KENYA	772,800.00		
897	M/s BOLOTI DRILLERS MERCHANTS	1,570,000.00		
898	M/s THE CHURCH COMMISSION OF KENYA	6,921,200.00		
899	M/s GOVERNMENT PRINTERS	8,863,500.00		
900	M/s HASS PETROLEUM (K) LIMITED	10,291,417.50		
901	M/s HASS PETROLEUM (K) LIMITED	26,542,886.80		
902	M/s DOTS GRAPHICS	12,000,000.00		
903	M/s HASS PETROLEUM LTD	229,299.00		
904	M/s KENYA MEDICAL SUPPLIES	7,281,100.00		
	TOTAL - CRS	75,444,543.30		
11	APS			
905	AMAZE CREDIT LTD	4,069.00	4,069.00	15/09/2020
906	LUCY KAROKI	16,366.30	16,366.30	15/09/2020
907	KSG - LOWER KABETE	18,850.00	18,850.00	09-10-20
908	JAVANLINK INTERNATIONAL	27,000.00	27,000.00	16/09/2020
909	RAPTURES COLLECTION LTD	41,260.00	41,260.00	16/09/2020
910	JAVANLINK INTERNATIONAL	45,000.00	45,000.00	16/09/2020
911	KSG - MATUGA	58,000.00	58,000.00	15/09/2020
912	KIM	110,000.00	110,000.00	09-10-20
913	JAVANLINK INTERNATIONAL	114,000.00	114,000.00	16/09/2020

914	DT DOBIE AND CO.	130,395.00	130,395.00	16/09/2020
915	MATRICE ENTERPRISES	150,000.00	150,000.00	16/09/2020
916	FRANTECH MOTORS LTD	216,000.00	216,000.00	16/09/2020
917	SLOPES ALL GENERAL SUPPLIES	310,000.00	310,000.00	16/09/2020
918	MIKAN URBAN LTD	337,370.00	337,370.00	16/09/2020
919	SMART PROCURE ENTERPRISES	414,200.00	414,200.00	16/09/2020
920	FODMAX ENTERPRISES	620,000.00		
921	Jab company limited	1,003,000.00	1,003,000.00	16/09/2020
922	KENYA MEDICAL SUPPLIES AUTHORITY	1,078,798.00	1,078,798.00	16/09/2020
923	Stwenty thirty enterprises	1,104,120.00	1,104,120.00	16/09/2020
924	KENYA UNIVERSITY	2,353,600.00	2,353,600.00	09-10-20
925	MOVENPICK CATERERS	2,450,000.00	2,450,000.00	16/09/2020
926	MORNINGSTAR HOLDINGS	2,470,000.00		
927	KENYA ORDINANCE FACTORIES	4,250,000.00	4,250,000.00	16/09/2020
928	KENYA ORDINANCE FACTORIES	4,350,000.00	4,350,000.00	16/09/2020
929	KENYA ORDINANCE FACTORIES	4,500,000.00	4,500,000.00	16/09/2020
930	Elonex micromedia	4,700,000.00		
931	WEST PACIFIC TECHNOLOGIES	4,950,000.00		
932	GOLDWATERS LIMITED	4,980,000.00		
933	BATA SHOE COMPANY (K) LIMITED	5,083,000.00		
934	Antoren Investments	5,600,000.00	5,600,000.00	16/09/2020
935	Magran Ventures	5,700,000.00		
936	Magran ventures ltd	5,700,000.00		
937	RUORA INVESTMENTS	5,800,000.00		
938	Ruora Investments Ltd	5,800,000.00		
939	Elonex micromedia	5,805,000.00	5,805,000.00	16/09/2020
940	M/S R.H. DEVANI	5,987,200.00	5,987,200.00	16/09/2020
941	RUORA INVESTMENTS	6,000,000.00	6,000,000.00	16/09/2020
942	Clickpoint investments	6,000,000.00	6,000,000.00	16/09/2020
943	CLICKPOINT INVESTMENTS	6,000,000.00	6,000,000.00	16/09/2020
944	GASH KENYA LIMITED	6,090,000.00	6,090,000.00	16/09/2020
945	Forces equipment k limited	6,237,000.00		
946	GOLDWATERS LIMITED	6,460,000.00	6,460,000.00	16/09/2020
947	BEDI INVESTMENTS LIMITED	6,750,000.00		
948	TRACE LIMITED	7,068,000.00		
949	GASH KENYA LTD	7,250,000.00	7,250,000.00	16/09/2020
950	RH DEVANI LIMITED	7,484,000.00	7,484,000.00	16/09/2020
951	WACHOVIA SUPER STORES LTD	7,497,500.00	7,497,500.00	16/09/2020
952	KENYA ORDINANCE FACTORIES	7,800,000.00	7,800,000.00	16/09/2020
953	Antoren Investments	7,900,000.00	7,900,000.00	16/09/2020
954	BATA SHOE COMPANY (K) LIMITED	8,073,000.00		
955	UNITED FOOTWEAR LIMITED	8,085,000.00		
956	SAVANNA HILLS LTD	8,250,000.00	8,250,000.00	16/09/2020
957	Rabetico general merchants	8,400,000.00	8,400,000.00	16/09/2020
958	UNITED FOOTWEAR LIMITED	8,470,000.00		
959	DIAMOND HOLDINGS LTD	8,500,000.00		
960	MUSTRAL GENERAL TRADERS	8,535,000.00	8,535,000.00	16/09/2020
961	United footwear limited	8,855,000.00		
962	WACHOVIA SUPER STORES LTD	8,920,800.00		
963	KENYA POWER AND LIGHTING	9,041,181.15	9,041,181.15	09-10-20
964	UNITED FOOTWEAR LTD	9,201,500.00		
965	KENYA TRUCKS AND TRACTORS	9,303,300.00		
966	KENYA TRUCKS AND TRACTORS	9,303,300.00		
967	TRACE LIMITED	9,500,000.00		
968	KENYA ORDINANCE FACTORIES	9,600,000.00	9,600,000.00	16/09/2020
969	RIPPLE MATRIX CIRCUIT SYSTEM	9,771,300.00		

970	DIAMOND HOLDINGS LTD	9,900,000.00	9,900,000.00	16/09/2020
971	SAVANNA HILLS LTD	9,900,000.00		
972	KENYA ORDINANCE FACTORIES	10,200,000.00	10,200,000.00	16/09/2020
973	KENYA ORDINANCE FACTORIES	10,800,000.00	10,800,000.00	16/09/2020
974	KENYA ORDINANCE FACTORIES	12,000,000.00	12,000,000.00	16/09/2020
975	WACHOVIA SUPER STORES LTD	14,868,000.00		
976	BEDI INVESTMENTS LIMITED	17,250,000.00		
977	IZMIR ENTERPRISES LIMITED	17,510,000.00		
978	Kenya national trading corporation	18,600,000.00	18,600,000.00	16/09/2020
979	RIPPLE MATRIX CIRCUIT SYSTEM	18,800,000.00		
980	Kenya national trading corporation	20,150,000.00	20,150,000.00	16/09/2020
981	WACHOVIA SUPER STORES LTD	20,700,000.00		
982	RIPPLE MATRIX CIRCUIT SYSTEM	22,500,000.00		
983	RIPPLE MATRIX CIRCUIT SYSTEM	23,030,000.00		
	TOTAL	542,831,109.45	234,431,909.45	
12	GOVERNMENT CHEMIST			
984	R H DEVANI LIMITED	342,100.00	342,100.00	28/08/2020
985	KENYA AIRWAYS LIMITED	29,615.00	29,615.00	28/08/2020
986	M/S TIME WORTH ENTERPRISES	1,440,000.00	1,440,000.00	28/08/2020
987	M/S SINERTEN INVESTMENTS	287,000.00	287,000.00	28/08/2020
988	M/S BLACKWOOD LIMITED	970,500.00	970,500.00	28/08/2020
989	M/S SAMALEAM ENTERPRISES	814,000.00	814,000.00	28/08/2020
990	M/S SAFARICOM LIMITED	700,000.00	700,000.00	28/08/2020
991	M/S TIME WORTH ENTERPRISES	473,000.00	473,000.00	28/08/2020
992	M/S STARHOTEC SUPPLIERS	450,000.00	450,000.00	28/08/2020
993	GOVERNMENT PRINTERS	348,000.00	348,000.00	28/08/2020
994	M/S SIMBANET COM LTD	104,999.00	104,999.00	28/08/2020
995	M/S SIMBANET COM LTD	320,000.00	320,000.00	28/08/2020
996	M/S EVAPIS INVESTMENTS	332,000.00	332,000.00	28/08/2020
997	M/S NAMWOYA ENTERPRISES	900,000.00	900,000.00	28/08/2020
998	NAIROB WATER	135,255.00	135,255.00	28/08/2020
999	KPLC	982,422.00	982,422.00	28/08/2020
	TOTAL - GOVT. CHEMIST	8,628,891.00	8,628,891.00	
13	DCI			
1000	M/S WELL ENDOWED COMPANY	34,125.00		
1001	M/S ELEVATOR GENERAL SERVICES LIMITED	45,000.00		
1002	M/S A-ONE AUTO SERVICES LTD	80,364.80		
1003	M/S BLUEPRINT COMPUTERS (K) LTD	91,988.00		
1004	M/S CHEG ENTERPRISES	99,000.00		
1005	M/S KLIX AGENCIES	102,500.00		
1006	M/S SAMTON GENERAL SERVICE	117,124.00		
1007	M/S MZIMA SPRINGS DISTRIBUTORS	118,100.00		
1008	M/S WELL ENDOWED COMPANY	119,480.00		
1009	M/S AMIDA TONERS AND PRINTING SOLUTIONS	128,400.00		
1010	SAMUEL KAMUNYA NGURU	148,142.90		
1011	M/S IBRAMAPET TECHNOLOGIES	155,966.00		
1012	M/S SAMTOM GENERAL SERVICE	158,060.00		
1013	M/S CABALLO BLANCO ENTERPRISES	176,400.00		
1014	M/S POSTAL CORPORATION OF KENYA	190,540.00		
1015	M/S KENYA INSTITUTE OF CURRICULUM DEVELOPMENT	225,000.00		
1016	M/S AMITROS LIMITED	235,800.00		
1017	M/S JESSEPS ENTERPRISES	244,550.00		
1018	M/S. SAFARICOM LIMITED	248,000.00		

1019	M/S EVERREST SUPPLIES AGENCIES	288,150.00		
1020	M/S POSTAL CORPORATION OF KENYA	309,715.00		
1021	M/S AFRIVISTA VENTURES LTD	315,000.00		
1022	M/S MATRICE ENTERPRISES	321,200.00		
1023	M/S KENYA SAFARI LODGES AND HOTEL (MO)	327,500.00		
1024	M/S. R. H. DEVANI	328,020.00		
1025	M/S SAFARICOM LIMITED	351,166.00		
1026	M/S SERENIC SYSTEMS	390,000.00		
1027	M/S MULTIPLE REACH SOLUTIONS	400,000.00		
1028	M/S CHESTER INVESTMENTS	404,900.00		
1029	M/S BOSMART GENERAL SUPPLIES	456,614.70		
1030	M/S GASH KENYA LIMITED	463,600.00		
1031	M/S INTERNET SOLUTIONS KENYAS LTD	464,580.00		
1032	M/S INTERNET SOLUTIONS KENYAS LTD	485,982.00		
1033	M/S DAN & DIN ENTERPRISES	487,500.00		
1034	M/S. NATION MEDIA GROUP	547,450.00		
1035	M/S ARISAN TECHNOLOGIES	562,000.00		
1036	M/S WANDERLINK ENTERPRISES	580,000.00		
1037	M/S. TITOBIZ ENTERPRISES	600,000.00		
1038	M/S WISKIM INVESTMENT	600,000.00		
1039	M/S. LAUDRUPS KENYA LIMITED	601,000.00		
1040	M/S. STOKEPILE SUPPLIES	601,000.00		
1041	M/S TALENT OFFICE SUPPLIES	620,000.00		
1042	M/S. SHAN CLARA AGENCY	625,000.00		
1043	M/S. SLOPES ALL GENERAL SUPPLIES	626,700.00		
1044	M/S FLANNES INTERNATIONAL LTD	651,489.00		
1045	M/S. TITOBIZ ENTERPRISES	700,000.00		
1046	M/S ILLAN ENTERPRISES LTD	847,000.00		
1047	M/S MOVENPICK CATERERS	865,400.00		
1048	M/S LYSONI GENERAL SUPPLIES	866,000.00		
1049	M/S ELDI VIDA LIMITED	907,500.00		
1050	M/S MBUKANA ENTERPRISEES	1,160,000.00		
1051	M/S. BUTAH TECHNOLOGIES	1,360,000.00		
1052	M/S. SAFARICOM LIMITED	1,361,028.00		
1053	M/S CHRISOM INVESTMENTS	1,428,000.00		
1054	M/S SUMAIN INVESTMENT	1,445,000.00		
1055	M/S. LYSONI GENERAL SUPPLIES	1,497,500.00		
1056	M/S CAM AGENCIES LTD	1,550,000.00		
1057	M/S SIMKO VENTURES	1,559,500.00		
1058	M/S MICHAEL BARASA WANGILA	1,604,166.00		
1059	M/S. WANDERLINK ENTERPRISES	1,624,000.00		
1060	M/S UTALII HOTEL	1,716,380.00		
1061	M/S RISKEV SUPPLIES	1,798,500.00		
1062	M/S CAM AGENCIES LTD	1,807,500.00		
1063	M/S MACROBIAN INVESTMENTS	1,920,500.00		
1064	M/S MITABEL BUSINESS SOLUTIONS	2,275,000.00		
1065	M/S. MOVENPICK CATERERS	2,470,000.00		
1066	M/S. SUSCO ENTERPRISES	2,478,750.00		
1067	M/S SMART VARIETY STORES LTD	2,840,000.00		
1068	M/S IDEAL STOCK INVESTMENT LTD	2,892,500.00		
1069	M/S NAIROBI SPORTS HOUSE LIMITED	2,961,757.00		
1070	M/S. GOVERNMENT PRINTERS	3,190,000.00		
1071	M/S KPLC LTD	3,833,950.90		
1072	M/S. NATIONAL DEFENCE COLLEGE	4,635,000.00		
1073	M/S. POSTAL CORPORATION	15,170.00		
1074	M/S. POSTAL CORPORATION	20,840.00		

1075	M/S. BETHUM GENERAL MERCHANT	65,000.00		
1076	M/S EAST AFRICA ELEVATOR	114,875.00		
1077	M/S KENYA PIPE LINE COMPANY	231,000.00		
1078	M/S. KENYA DAIRY TRAINING INSTITUTE	292,300.00		
1079	M/S. POSTAL CORPORATION	309,085.00		
1080	M/S. MZIMA SPRING DISTRIBUTOR	545,300.00		
1081	M/S. SEGLAND LIMITED	554,916.00		
1082	M/S CHEG ENTERPRISES	691,139.00		
1083	M/S. BETHUM GENERAL MERCHANT	864,300.00		
1084	M/S BIG SALES SUPPER STORE	1,044,000.00		
1085	M/S. SHADOW SUPER INVESTMENT	1,063,750.00		
1086	M/S. CYCLE LOGISTIC LIMITED	1,250,000.00		
1087	M/S. CYCLE LOGISTIC LIMITED	1,250,000.00		
1088	M/S. CYCLE LOGISTIC LIMITED	1,250,000.00		
1089	M/S. CYCLE LOGISTIC LIMITED	1,250,000.00		
1090	M/S. CYCLE LOGISTIC LIMITED	1,250,000.00		
1091	M/S GOVERNMENT PRINTER	1,276,000.00		
1092	M/S. MULTIPLE REACH SOLUTION	1,390,000.00		
1093	M/S. MZIMA SPRING DISTRIBUTOR	1,785,800.00		
1094	M/S. MZIMA SPRING DISTRIBUTOR	1,825,350.00		
1095	M/S IDEAL STOCKS INVESTMENT	2,404,000.00		
1096	M/S GOVERNMENT PRINTER	2,520,000.00		
1097	M/S SAFARICOM KENYA LIMITED	801,074.20		
1098	M/S SAFARICOM KENYA LIMITED	1,030,187.58		
1099	M/S SAFARICOM KENYA LIMITED	1,105,026.45		
1100	M/S SAFARICOM KENYA LIMITED	858,450.00		
1101	M/S SAFARICOM KENYA LIMITED	1,758,000.00		
1102	M/S NAIROBI SPORTS HOUSE LIMITED	1,045,845.00		
1103	M/S NAIROBI SPORTS HOUSE LIMITED	2,017,540.00		
1104	M/S NETASAM ENTERPRISES	3,865,000.00		
	TOTAL -DCI	102,841,987.53		
14	GSU			
1105	Antler Essentials Limited	594,426.00	594,426.00	09-04-20
1106	Leather Industries of Kenya	5,980,000.00	5,980,000.00	09-04-20
1107	Ripple Matrix Circuit System	7,650,000.00	7,650,000.00	09-04-20
1108	Ripple Matrix Circuit System	8,280,000.00	8,280,000.00	09-04-20
1109	Taxan Computers World	15,000,000.00	15,000,000.00	09-04-20
1110	Boc Kenya Limited	87,228.00	87,228.00	15/09/2020
1111	Telkom Kenya Limited	1,539,580.00		
1112	Government Printers	369,075.00	369,075.00	15/09/2020
1113	Evatop Agencies	458,440.00	458,440.00	
1114	UNES University Bookstore	496,903.00	496,903.00	09-04-20
1115	Government Printers	498,800.00	498,800.00	15/09/2020
	TOTAL -GSU	40,954,452.00	39414872	
15	PEACE BUILDING			
1116	Sarjos Investments	150,300.00	150,300.00	
1117	National Social Security Fund- NSSF - Outsta rent for 2nd QTR FY2019/20	764,032.00	764,032.00	28/08/2020
				28/08/2020
1118	National Social Security Fund- NSSF - Outsta rent for 3rd QTR FY2019/20	764,032.00	764,032.00	28/08/2020
				28/08/2020
1119	National Social Security Fund- NSSF - Outsta	4,702,090.00	4,702,090.00	28/08/2020

	rent for 4th QTR FY2019/20			28/08/2020
1120	National Social Security Fund- NSSF - Outsta	4,702,090.00	4,702,090.00	28/08/2020
	rent for 4th QTR FY2019/20			28/08/2020
				28/08/2020
	TOTAL - PEACE BUILDING	11,082,544.00	11,082,544.00	
16	NPS			
	SUPPLIER	AMOUNT		
1121	TOYOTA KENYA	40,101.00		
1122	SUBARU KENYA	46,253.60		
1123	TOYOTA KENYA	49,923.00		
1124	DT DOBIE KENYA LTD	72,499.85		
1125	SUBARU KENYA	86,337.60		
1126	M/S GELLISPIE ENTERPRISES	116,800.00		
1127	SUBARU KENYA	150,284.35		
1128	TOYOTA KENYA	175,183.00		
1129	SUBARU KENYA	222,801.05		
1130	LIZINKI ENTERPRISES	250,000.00		
1131	LIWAMI ENTERPRISES	348,900.00		
1132	M/S TRIPPLE TWO TECHNOLOGY	350,000.00		
1133	M/S SARUVA TECHNOLOGIES	467,200.00		
1134	M/S SAMBU KENYA	475,000.00		
1135	SUPERBROOM SERVICES LTD	484,826.75		
1136	M/S SPECICOM TECHNOLOGIES LIMITED	722,327.60		
1137	M/S JARUH SUPPLIES	750,000.00		
1138	M/S JARUH SUPPLIES	760,000.00		
1139	M/S NEW SOFT COMMUNICATIONS	775,000.00		
1140	M/S RUIRE SUPPLIES	775,000.00		
1141	M/S JALAM SUPPLIES	884,000.00		
1142	M/S AHAZIAH ENTERPRISES	1,105,000.00		
1143	TIABS INVESTMENTS	1,445,000.00		
1144	M/S JAVALINK INTERNATIONAL	1,562,500.00		
1145	M/S SUNBEAM COMPUTER SYSTEMS (E.A) L	3,597,000.00		
1146	KENYA SCHOOL OF GOVERNMENT - LOWER	2,373,360.00		
1147	SUBARU KENYA	116,872.74		
1148	M/S IZMIR ENTERPRISES LTD	17,895,150.00		
1149	M/S IZMIR ENTERPRISES LTD	52,335,705.00		
1150	M/S KCB STAFF PENSION FUND	12,154,665.60		
1151	M/S KCB STAFF PENSION FUND	974,400.00		
1152	KCB STAFF PENSION FUND	134,958.20		
1153	M/S KCB STAFF PENSION FUND	11,945,102.40		
	TOTAL - NPS	113,642,151.74		
17	PDU			
1154	BULSON AGENCIES LTD.	58,975,002.00		
1155	KICC	1,292,726.88		
	TOTAL -PDU	60,267,728.88		
	TOTAL - RECURRENT	2,529,675,178.18		

**MINISTRY OF INTERIOR AND COORDINATION OF NATIONAL GOVT.
DEVELOPMENT PENDING BILLS FY 2019/20**

1	CIVIL REGISTRATION	AMOUNT	AMOUNT CLEARED
1	M/s SPECICON TECHNOLOGIES LTD	383,275.90	
2	M/s MFI DOCUMENT SOLUTION LTD	548,216.00	
3		629,500.00	
4	M/S JETAIME SUPPLIES	1,350,000.00	
5	M/s MBIRWE SYSTEM LTD	2,092,500.00	
6	M/s LAURAM GENERAL MERCHANTS	4,100,250.00	
7	M/s JERIM GENERAL MERCHANTS	4,105,500.00	
8	M/s STEKMO ENTERPRISES	4,234,000.00	
		17,443,241.90	
2	DCI		
9	M/S STERISH PRINTERS	1,709,200.00	
10	M/S. INSIGHT BUSINESS SYSTEM	1,750,000.00	
11	M/S COMPREHENSIVE DEVELOPMENT LTD	1,788,684.00	
12	M/S TITOBIZ ENTERPRISES	1,800,000.00	
13	M/S. MFI DOCUMENTS SOLUTION LTD	5,951,700.00	
14	M/S KENYA ORDINANCE FACTORIES CORPORATION	7,200,000.00	
15	M/S IWAY AFRICA KENYA LTD	8,574,595.60	
16	M/S ADWEST COMMUNICATIONS LTD	14,085,848.50	
17	M/S LANDMARK HOLDINGS LTD	36,477,731.80	
18	M/S JARUH SUPPLIES	620,000.00	
19	M/S LEVISION MERCHANTS	688,750.00	
20	M/S GYAM INVESTMENT	721,600.00	
21	M/S CAM AGENCIES LTD	722,500.00	
22	M/S. INNOVIOR KENYA LTD	805,500.00	
23	M/S MICROSCAN TECHNOLOGIES	882,000.00	
24	M/S BOKOH LIMITED	930,000.00	
25	M/S NATIONAL YOUTH SERVICE MTB	1,291,795.00	
26	M/S. NEXLINK GLOBOL SUPPLIES LTD	5,870,500.00	
27	M/S ULTRA ELECTRONIC FORENSIC TECHNOLOGY (29,427,583.00	
28	M/S FANISI COMPANY LIMITED	3,080,000.00	
29	M/S STEKMO ENTERPRISES	4,109,642.00	
30	M/S ROCKEY AFRICA LIMITED	33,800,915.20	
31	M/S. COM TWENTY ONE LIMITED	382,902.00	
32	M/S MWAKI GENERAL MERCHANT	520,800.00	
33	M/S. SUSCO ENTERPRISES	2,272,500.00	
34	M/S. ALLEYOT TRADING COMPANY	2,375,000.00	
35	M/S SMART VARIETY STORE	2,402,000.00	

36	M/S. SMARTY VARIETY STORES	3,005,000.00	
37	M/S FANISI COMPANY LIMITED	11,000,000.00	
38	M/S STEKMO ENTERPRISES	2,679,100.00	
39	M/S COMPREHENSIVE DEVELOPMENTS	1,053,400.00	
40	M/S NUSLINE GENERAL AGENCY LIMITED	1,485,000.00	
41	M/S TRYVON VENTUREES	1,423,500.00	
42	M/S COMPREHENSIVE DEVELOPMENTS	249,110.00	
43	M/S SONY COMMERCIAL AGENCIES	6,706,324.00	
		197,843,181.10	
3	GSU		
	Supplier	Amount	
44	Peregrine East Africa Ltd	9,506,379.10	
45	Peregrine East Africa Ltd	23,323,401.00	
46	Wideview Traders	27,834,985.00	
		60,664,765.10	
4	NPS		
47	IBM EAST AFRICA LIMITED	272,823,357.00	
		272,823,357.00	
5	KPS		
48	Peter Kariuki Kairu Box 77175 Nairobi	526,470.00	
49	Intercity General Co. Ltd Box 47217 Nairobi	5,973,035.00	
50	Lucy Kangah Mugambi Box 65839 Nairobi	2,791,310.00	
51	Modings Spares Co. Ltd Box 11625 Nairobi	3,346,120.00	
52	Sports Stadia Management Board Private Bag Kasar	9,442,270.00	
53	Japhet Miriti Mbiuki Box 2768 Nairobi	1,789,380.00	
54	Awama Investments Box 33087 Nairobi	4,042,540.00	
55	Samson Maina Kanini C/O Invent Cartridges Supplie	4,646,900.00	
56	Matiny Limited Box 8696 Nairobi	12,406,420.00	
57	Monica W Kinuthia Box 50000 Nairobi	9,337,020.00	
58	Monica W Kinuthia Box 50000 Nairobi	4,864,265.00	
59	Samuel Gicheru Mburu Box 47016 Nairobi	2,229,100.00	
60	Evanson Njiri Wanjihia Box 65075 Nairobi	2,176,620.00	
61	Josephine Wairimu Kithu Enterprises	4,121,900.00	
62	Mitindo Hardwares	2,559,920.00	
63	Joseph Kamau Mwangi Box 54355 -00200 Nairobi	4,051,690.00	
64	Timothy Kiega Mwihia Box 71815-0062 Nairobi	3,544,540.00	
65	Capital Red Box 70820-00400 Nairobi	10,928,005.00	
66	George Maina Kimotho	2,570,760.00	
67	Legend Management Limited (AMACO)	8,264,845.00	
68	Boniface Wachira Waigumo Box 343 Kilifi	1,298,214.00	
69	Alessio Two Investments	1,808,280.00	
70	Kantilal Kukadia Box 631 Malindi	1,847,300.00	
71	Jamal Sheikh Omar Salim Box 98416 Mombasa	630,692.00	
72	Sanjay Gupta Box 253 Ukunda	3,181,600.00	
73	Ambio Duale Firin Box 834 Garissa	2,791,102.00	

74	Joseph Manzi Munuithya Box 3737 Mombasa	2,624,384.00	
75	Festus Nyaga Muchiri Box 35 Chuka	470,960.00	
76	Fatma Abud Abdalla	563,240.00	
77	Zakayo Maina	9,819,860.00	
78	Titus Mutisya Maithya	182,000.00	
79	Peter Muema Ngao	400,240.00	
80	Nduko Nzyuko	2,446,020.00	
81	P. K. Kamau Maina	2,054,770.00	
82	Elizabeth Wangeci Kamau	2,628,150.00	
83	John Weru Mwago	4,163,685.00	
84	Jackson M. Bagwasi	312,250.00	
85	Richard Nyagaki Tongi	394,865.00	
86	Joshua Mutunga Musau Box 1005 Kangundo	486,375.00	
87	Jonathan Mutinda Mutua	435,500.00	
88	Pauline Wayua Mwendwa Box 102 Mwingi	613,530.00	
89	Stephen Manoti C/O Mosiara Trading Co. Ltd	6,417,130.00	
90	Eve Kimea Box 204 Malindi	669,210.00	
91	Ms Gitere Kahura Investments	8,551,706.00	
92	Francis Ngigi Jason	32,589,782.00	
93	John Mwangi Muiruri Box 68000 Nairobi	1,904,400.00	
94	John Mwangi Muiruri	2,057,530.00	
95	Kenya Retirement Benefits Scheme	12,244,930.00	
96	Francis Githui Wahome & Anne Githui Wahome Bo	3,529,875.00	
97	Said Saleh Said, Mohin Saleh Said & Omar Saleh Sai	2,711,630.00	
98	Sammy Oracha Onyango Box 4474 Kondele Kisumu	1,115,161.00	
99	Joseph Warari Gathoga	1,948,130.00	
100	Shauri Moyo Residency Limited	10,133,592.00	
101	Vincent Wanyama Obisa	814,260.00	
102	Nairobi Homes	6,503,968.00	
103	Local Authorities Pension Trust (LAPTRUST)	8,546,160.00	
104	Peter H. Waweru & Merch N. Waweru Box 74515 N	2,401,371.00	
105	Ruth Gikui Gitau	7,368,020.00	
106	John Kabuya Muita Box 8102 Nairobi	2,009,310.00	
107	Isaac G. Wanjohi Box 40370 Nairobi	62,008,243.97	
108	M/S Ephrain Keyombe Majani & Cyrilla Apondi Wat	1,645,520.00	
109	Guliyes	1,666,238.70	
110	Trident plumbers	696,160.00	
111	Trident plumbers	2,230,096.00	
112	Trident plumbers	332,362.80	
113	Johlive Builders & Fabricators Box 12993-00400 Na	7,009,015.00	
114	West View plumbers	1,727,420.00	
115	Miu Electricals Ltd	1,350,000.00	
116	KPLC Quotation	250,000.00	
117	Thunder Plumbing & Construction	4,264,452.00	
118	Karuuthi Electricals Services	83,706.00	
		19,609,450.50	
		333,545,506.47	

6	IMMIGRATION		
119	BOLOTU DRILLERS MERCHANTS	3,100,000.00	
120	MCHATU ENTERPRISES LTD	3,612,500.00	
121	ESKIMO VENTURES	2,700,000.00	
122	SCORPION ENTERPRISES	1,800,000.00	
123	CELTIC SUPPLIES LTD	1,560,000.00	
124	NEGIT ENTERPRISES	828,000.00	
125	EVACOM ENTERPRISES	1,250,000.00	
126	SHEPHERD COMPANY LTD	2,225,750.00	
127	BESTLINE SYSTEMS LTD	3,804,850.00	
128	FUTURISTIC LIMITED	11,519,094.00	
129	VITON ENTERPRISES	2,737,304.00	
		35,137,498.00	
7	NRB		
130	JAVALINK INTERNATIONAL	3,895,000.00	
131	KORAI COMPANY LIMITED	5,950,000.00	
132	IMPRIEMERIE NATIONALE IN-IDT	218,508,532.67	
		228,353,532.67	
8	KENYA COASTGUARD SERVICE		
133	RYCE EAST AFRICA LTD Industrial Area	11,737,500.00	11,737,500.00
		11,737,500.00	11,737,500.00
9	HEADQUARTERS		
134	SURE TECHNOLOGIES CO. LTD	1,998,290.00	
		1,998,290.00	

10 APS

	MILES CONSTRUCTION LTD	37,367,978.95	
	SIMPLIFIED LOGISTICS	6,956,063.00	
	MS INTERDATA LTD	4,093,350.00	
	M/S ENDEVOURS CONSTRUCTION	1,900,000.00	
	SIMPLIFIED LOGISTICS	2,575,743.12	
	M/S INTERINK INDUSTRIES	743,746.00	
		53,636,881.07	
	TOTAL - DEVELOPMENT	1,213,183,753.31	