

REPUBLIC OF KENYA



Paper land
Bot the for.
Jambeck Kaman
on Tuesday
24/11/2015
LEG

KENYA NATIONAL AUDIT OFFICE

PARLIAMENT
OF KENYA
LIBRARY

REPORT

OF

THE AUDITOR-GENERAL

ON

THE FINANCIAL STATEMENTS OF
CONSTITUENCIES DEVELOPMENT
FUND - MBITA CONSTITUENCY

FOR THE YEAR ENDED
30 JUNE 2014





REPUBLIC OF KENYA

Telephone: +254-20-342330
Fax: +254-20-311482
E-mail: oag@oagkenya.go.ke
Website: www.kenao.go.ke



P.O. Box 30084-00100
NAIROBI

OFFICE OF THE AUDITOR-GENERAL

REPORT OF THE AUDITOR-GENERAL ON CONSTITUENCIES DEVELOPMENT FUND – MBITA CONSTITUENCY FOR THE YEAR ENDED 30 JUNE 2014

REPORT OF THE FINANCIAL STATEMENTS

I have audited the accompanying financial statements of Constituencies Development Fund - Mbita Constituency set out on pages 4 to 52, which comprise the statement of financial assets and liabilities as at 30 June 2014, and the statement of receipts and payments, statement of cash flows and a summary statement of appropriation: recurrent and development for the year then ended, and a summary of significant accounting policies and other explanatory information in accordance with the provisions of Article 229 of the Constitution of Kenya and Section 8 of the Public Audit Act, 2003. I have obtained all the information and explanations which, to the best of my knowledge and belief, were necessary for the purpose of the audit.

Management's Responsibility for the Financial Statements

Management is responsible for the preparation and fair presentation of these financial statements in accordance with International Public Sector Accounting Standards (Cash Basis) and for such internal control as management determines is necessary to enable the preparation of financial statements that are free from material misstatement, whether due to fraud or error.

The management is also responsible for the submission of the financial statements to the Auditor-General in accordance with the provisions of Section 7 of the Public Audit Act, 2003.

Auditor-General's Responsibility

My responsibility is to express an opinion on these financial statements based on the audit and report in accordance with the provisions of Section 9 of the Public Audit Act, 2003 and submit the audit report in compliance with Article 229(7) of the Constitution of Kenya. The audit was conducted in accordance with International Standards of Auditing. Those standards require compliance with ethical requirements and that the audit be planned and performed to obtain reasonable assurance about whether the financial statements are free from material misstatement.

An audit involves performing procedures to obtain audit evidence about the amounts and disclosures in the financial statements. The procedures selected depend on the auditor's judgement, including the assessment of the risks of material misstatement of the financial statements, whether due to fraud or error. In making those risk assessments, the auditor considers internal control relevant to the entity's preparation and fair presentation of the financial statements in order to design audit procedures that are appropriate in the circumstances, but not for the purpose of expressing an opinion on the effectiveness of the Fund's internal control. An audit also includes

evaluating the appropriateness of accounting policies used and the reasonableness of accounting estimates made by the management, as well as evaluating the overall presentation of the financial statements.

I believe that the audit evidence obtained is sufficient and appropriate to provide a basis for my adverse opinion.

Basis for Adverse Opinion

1.0 Inaccuracies in the Financial Statements

- i. The financial statements presented for audit had notes called working notes which were not referenced to the statements and their relevance could not be determined.
- ii. The comparative figures in the statement of assets and liabilities shows that the CDF as at 30 June 2013 had a bank balance of Kshs.96,078,212. The statement, further shows that the fund opening balance as at 1 July 2013 as also disclosed under Note 16 was Kshs.8,079,494. The closing and opening balances which usually are the same figure were not reconciled, hence the accuracy of the cash and cash equivalent balance of Kshs.10,816,679 as at 30 June 2014 could not be confirmed.

2.0 Unaccounted for Expenditure

Included in the other grants and other payments figure of Kshs.37,534,605 are payments of Kshs.3,000,000, Kshs.5,492,420, Kshs.1,250,000, Kshs.750,000, Kshs.4,500,000 and Kshs.1,200,000 all totalling Kshs.16,192,420 which were spent on security, water, roads, environment, education and emergency projects respectively.

However, expenditure returns and other supporting documents were not availed for audit review. In the circumstances, it was not possible to ascertain that the funds were applied on the intended projects and were prudently spent.

3.0 Purchase of an Ambulance


Included in other grants and transfers figure of Kshs.37,534,605 disclosed under Note 8 is Kshs.4,496,000 used to purchase an ambulance for Gongo Sub County Hospital. The tender was neither advertised nationally nor were standard tender documents used. The vehicle was procured by use of quotations contrary to the Public Procurement and Disposal Regulations, 2006. Whereas other bidders quoted for the cost of the ambulance and other accessories like life support equipment, the winning bidder quoted for cost of the vehicle at Kshs.3,640,480, insurance Kshs.273,036 and VAT Kshs.582,478 all totalling Kshs.4,496,000 excluding basic life support equipment, upon which it was evaluated as the lowest bidder.

After winning the tender, the supplier (registered as stationers and printers) then charged Kshs.2,000,000 for the life support equipment thereby increasing the total cost of the ambulance to Kshs.6,496,000. No explanation was provided for evaluating

the supplier as the lowest bidder, though, unlike other bidders, it did not include lifesaving equipment in the quotation. This goes against the requirements of Sections 29 (4), 50 and 66 (4) of the Public Procurement and Disposal Act, 2005. In the circumstances, the propriety of the purchase of the ambulance for Kshs.6,496,000 and whether the Constituencies Development Fund got value for money could not be confirmed.

Adverse Opinion

In my opinion, because of the significance of the matters discussed in the Basis for Adverse Opinion paragraph, the financial statements do not present fairly, the financial position of Constituencies Development Fund - Mbita Constituency as at 30 June 2014, and of its financial performance and its cash flows for the year then ended, in accordance with International Public Sector Accounting Standards (Cash Basis) and does not comply with the Constituencies Development Fund Act, 2013.



Edward R. O. Ouko, CBS
AUDITOR-GENERAL

Nairobi

9 October 2015

30th September 2014



27 JUN 2015

CONSTITUENCIES DEVELOPMENT FUND – MBITA

REPORTS AND FINANCIAL STATEMENTS

**FOR THE FINANCIAL YEAR ENDED
JUNE 30, 2014**

Prepared in accordance with the Cash Basis of Accounting Method under the International Public Sector Accounting Standards (IPSAS)

MBITA CONSTITUENCY DEVELOPMENT FUND
Reports and Financial Statements
For the year ended June 30, 2014

Table of Content	Page
key entity information and management.....	1
statement of entity management responsibilities	3
statement of receipts and payments	4
statement of assets and liabilities.....	5
summary statement of appropriation: recurrent and development combined.....	6
cash flow	7
notes to the financial statements.....	10

CONSTITUENCIES DEVELOPMENT FUND - MBITACONSTITUENCY
Reports and Financial Statements
For the year ended June 30, 2014

KEY ENTITY INFORMATION AND MANAGEMENT

(a) Background information

The Constituencies Development Fund (CDF) was set up under the CDF Act, 2003 now repealed by the CDF Act, 2013. The CDF Act 2013 aligns the Fund with the Constitution of Kenya 2010 and the Public Finance Management Act 2012 that lay emphasis on citizen participation in public finance management and decision making, transparency and accountability together with equity in public resource utilization. The overall management of the Fund is the responsibility of the Constituencies Development Fund Board.

(b) Key Management

The *Constituency's* day-to-day management is under the following key organs:

- i. Constituencies Development Fund Board (CDFB)
- ii. Constituency Development Fund Committee (CDFC)

(c) Fiduciary Management

The key management personnel who held office during the financial year ended 30th June 2014 and who had direct fiduciary responsibility were:

No.	Designation	Name
1.	Chief Executive Officer	Yusuf Mbuno
2.	Fund Account Manager	Wilson Okumu
3.	District Accountant	Tom Ojwando

(d) Fiduciary Oversight Arrangements

List the CDFC as gazetted

No.	Name of Member	Position	ID No.	Sector
1	Zachary Kasera	Chairman	0973999	Men Representative
2	Shadrack Nyakwamba	Secretary	1505269	Men Representative
3	Beldine Imbo	Member	2745027	Women Representative
4	Pauline Omogi	Member	21550317	Women Youth Representative
5	Irine Ojwang	Member	29137841	Women youth Representative
6	Gabriel Gumba	Member	23877595	Men Youth Representative
7	Nassur Oketch	Member	14669146	Men Youth Representative
8	James Oloo Masiga	Member	20258015	People with Disability Representative
9	Hon. Millie Odhiambo	Patron	9122479	Member of Parliament
10	Deputy County Commissioner	Member		National Government Representative
11	Wilson Okumu	Ex-Officio	5956110	Fund Account Manager

MBITA CONSTITUENCY DEVELOPMENT FUND
Reports and Financial Statements
For the year ended June 30, 2014

(e) Entity Headquarters

Provide box and physical address of the constituency CDF office

P.O. Box 311- 40305,
Mbita Sub-County Headquarter,
Along Mbita/HomaBay Road,
Mbita KENYA

(f) Entity Contacts

Provide telephone number and email of the constituency CDF office

Telephone: (254) 710835019
E-mail: mbitacdf@go.ke
Website: www.cdf.go.ke

(g) Entity Bankers

Constituency CDF main banker (provide the bank, branch, account number and address)

Equity Bank Ltd,
Mbita Point Branch,
P.O Box 101-40305,
Mbita, Kenya.
A/C No.
0760297600325

(h) Independent Auditors

Auditor General
Kenya National Audit Office
Anniversary Towers, University Way
P.O. Box 30084
GPO 00100
Nairobi, Kenya

(i) Principal Legal Adviser

The Attorney General
State Law Office
Harambee Avenue
P.O. Box 40112
City Square 00200
Nairobi, Kenya

MBITA CONSTITUENCY DEVELOPMENT FUND
Reports and Financial Statements
For the year ended June 30, 2014

STATEMENT OF ENTITY MANAGEMENT RESPONSIBILITIES

Section 81 (1) of the Public Finance Management Act, 2012 requires that, at the end of each financial year, the accounting officer for a county government entity shall prepare financial statements in respect of that entity. Section 81 (3) requires the financial statements so prepared to be in a form that complies with relevant accounting standards as prescribed the Public Sector Accounting Standards Board of Kenya from time to time.

The Fund Account Manager in charge of the *Mbita CDF* is responsible for the preparation and presentation of the *Constituencies* financial statements, which give a true and fair view of the state of affairs of the *Constituency* as at the end of the financial year (period), ended on June 30, 2014. This responsibility includes:


- i. Maintaining adequate financial management arrangements and ensuring that these continue to be effective throughout the reporting period;
- ii. Maintaining proper accounting records, which disclose with reasonable accuracy at any time the financial position of the entity;
- iii. Designing, implementing and maintaining internal controls relevant to the preparation and fair presentation of the financial statements, and ensuring that they are free from material misstatements, whether due to error or fraud;
- iv. Safeguarding the assets of the *entity*;
- v. Selecting and applying appropriate accounting policies; and
- vi. Making accounting estimates that are reasonable in the circumstances.

The Fund Account Manager in charge of the *Mbita CDF* accepts responsibility for the *entity's* financial statements, which have been prepared on the Cash Basis Method of Financial Reporting, using appropriate accounting policies in accordance with International Public Sector Accounting Standards (IPSAS) and relevant legal framework of the Government of Kenya. The Fund Account Manager is of the opinion that the *Mbita CDF* financial statements give a true and fair view of the state of *Constituency's* transactions during the financial year ended June 30, 2014, and of the *Constituency's* financial position as at that date. The Fund Account Manager in charge of the *Mbita CDF* further confirms the completeness of the accounting records maintained for the *Constituency*, which have been relied upon in the preparation of the *Constituency* financial statements as well as the adequacy of the systems of internal financial control.


The Fund Account Manager in charge of the *Mbita* confirms that the entity has complied fully with applicable Government Regulations and that the entity's funds received during the year under audit were used for the eligible purposes for which they were intended and were properly accounted for. Further the Fund Account Manager confirms that the *Constituency's* financial statements have been prepared in a form that complies with relevant accounting standards prescribed by the Public Sector Accounting Standards Board of Kenya.

Approval of the financial statements

The *entity's* financial statements were approved and signed on 11/7/ 2014.



Zachary O. Kasera
Chairman - CDFC




Wilson Okumu
Fund Account Manager

MBITA CONSTITUENCY DEVELOPMENT FUND
Reports and Financial Statements
For the year ended June 30, 2014

STATEMENT OF RECEIPTS AND PAYMENTS

Transfers from CDF board-AIEs' Received	1	104,581,741	93,426,213
TOTAL RECEIPTS			
PAYMENTS			
Compensation of Employees	4	1,284,619	2,652,000
Use of goods and services	5	293,361	2,309,475
Committee meeting allowances	6	5,945,159	4,520,524
Transfers to Other Government Units	7	56,786,812	52,800,000
Other grants and transfers	8	37,534,605	33,796,213
Diff.			
TOTAL PAYMENTS		101,844,556	96,078,212
SURPLUS/DEFICIT		2,737,184	(2,651,999)

The accounting policies and explanatory notes to these financial statements form an integral part of the financial statements. The entity financial statements were approved on 1/17/14 2014 and signed by:



 Zachary O. Kasera
 Chairman - CDFC



 Wilson Okumu
 Fund Account Manager

MBITA CONSTITUENCY DEVELOPMENT FUND
Reports and Financial Statements
For the year ended June 30, 2014

STATEMENT OF ASSETS AND LIABILITIES

	Note	2013-2014	2012-2013
		Kshs	Kshs
FINANCIAL ASSETS			
Cash and Cash Equivalents			
Bank Balances (as per the cash book)	12	10,816,678.00	96,078,212
TOTAL FINANCIAL ASSETS		10,816,678.00	96,078,212
REPRESENTED BY			
Fund balance b/fwd 1st July...	16	8,079,494.00	
Surplus/Deficit for the year (from stm of receipt & expenditure		2,737,184.00	(2,651,999)
NET LIABILITIES		10,816,678.00	96,078,212

The accounting policies and explanatory notes to these financial statements form an integral part of the financial statements. The entity financial statements were approved on 1/17/ 2014 and signed by:



ZACHARY KASERA
CDFC CHAIRMAN



WILSON OKUMU
FUND ACCOUNT MANAGER

CONSTITUENCIES DEVELOPMENT FUND - MBITACONSTITUENCY

Reports and Financial Statements

For the year ended June 30, 2014

SUMMARY STATEMENT OF APPROPRIATION: RECURRENT AND DEVELOPMENT COMBINED

Revenue/Expense Item	Original Budget	Adjustments	Final Budget	Actual on Comparable Basis	Budget Utilisation Difference	% of Utilisation Difference to Final Budget
	a	b	c=a+b	d	e=c-d	f=d/c %
Compensation of Employees	1,100,000	184,619	1,284,419	1,284,619		100%
Use of goods and services	200,000	693,361	893,361	293,361	600,000	33%
Committee Members Expenses	5,000,000	445,159	5,945,159	5,945,159		
Transfers to Other Government Units	55,000,000	9,866,305	64,866,306	56,786,812	8,079,494	100%
Other grants and transfers	35,534,605	2,000,000	37,534,605	37,534,605		87.5%
Other Payments				-	2,137,185	100%
TOTALS	97,334,605	15,326,630	112,661,235	101,844,556	10,816,679	100%

The entity financial statements were approved on 11/21 2014 and signed by:

Zachary O.Kasera
CDFC CHAIRMAN



Wilson Okumu
FUND ACCOUNT MANAGER

CONSTITUENCIES DEVELOPMENT FUND - MBITACONSTITUENCY
Reports and Financial Statements
For the year ended June 30, 2014

CASH FLOW

Receipts for operating Activities		2013-2014	2012-2013
Transfers from Other Government Entities	1	112,661.00	93,426,213
Other Revenues			
Payments for operating expenses			
Compensation of Employees	4	1,284,619.00	2,652,000
Use of goods and services	5	293,361.00	2,309,475
Committee Expenses	6	5,945,159.00	4,520,524
Transfers to Other Government Units	7&19- 24	56,786,812.00	52,800,000
Other grants and transfers	8	37,534,605.00	33,796,213
Adjusted for:			
Adjustments during the year		3,029,740.00	
Net cashflow from operating activities		2,737,184.00	(2,651,999)
NET INCREASE/ IN CASH AND CASH EQUIVALENT			
Cash and cash equivalent at BEGINNING of the year	16	8,079,494.00	
Cash and cash equivalent at END of the year		10,816,678.00	96,078,212

MBITA CONSTITUENCY DEVELOPMENT FUND
Reports and Financial Statements
For the year ended June 30, 2014

The principle accounting policies adopted in the preparation of these financial statements are set out below:

1. Statement of compliance and basis of preparation

The financial statements have been prepared in accordance with and comply with International Public Sector Accounting Standards (IPSAS) with particular emphasis on Cash Basis Financial Reporting under the Cash Basis of Accounting and relevant legal framework of the Government of Kenya. The financial statements comply with and conform to the form of presentation prescribed by the Public Sector Accounting Standards Board of Kenya.

The financial statements are presented in Kenya Shillings, which is the functional and reporting currency of the *entity* and all values are rounded to the nearest thousand (Kshs'000). The accounting policies adopted have been consistently applied to all the years presented.

The financial statements have been prepared on the cash basis following the Government's standard chart of accounts. The cash basis of accounting recognises transactions and events only when cash is received or paid by the *entity*.

2. Recognition of revenue and expenses

The *entity* recognises all revenues from the various sources when the event occurs and the related cash has actually been received by the *entity*. In addition, the *entity* recognises all expenses when the event occurs and the related cash has actually been paid out by the *entity*.

3. In-kind contributions

In-kind contributions are donations that are made to the *entity* in the form of actual goods and/or services rather than in money or cash terms. These donations may include vehicles, equipment or personnel services. Where the financial value received for in-kind contributions can be reliably determined, the *entity* includes such value in the statement of receipts and payments both as revenue and as an expense in equal and opposite amounts; otherwise, the contribution is not recorded.

4. Cash and cash equivalents

Cash and cash equivalents comprise cash on hand and cash at bank, short-term deposits on call and highly liquid investments with an original maturity of three months or less, which are readily convertible to known amounts of cash and are subject to insignificant risk of changes in value. Bank account balances include amounts held at the Central Bank of Kenya and at various commercial banks at the end of the financial year. For the purposes of these financial statements, cash and cash equivalents also include short term cash imprests and advances to authorised public officers and/or institutions which were not surrendered or accounted for at the end of the financial year.

SIGNIFICANT ACCOUNTING POLICIES (Continued)

5. Pending bills

Pending bills consist of unpaid liabilities at the end of the financial year arising from contracted goods or services during the year or in past years. As pending bills do not involve the payment of cash in the reporting period, they recorded as 'memorandum' or 'off-balance' items to provide a sense of the overall net cash position of the *entity* at the end of the year. When the pending bills are finally settled, such payments are included in the statement of receipts and payments in the year in which the payments are made.

6. Receivables and payables

These relate to provisioning balances for the GAV and Exchequer accounts as required by the current Government Financial Regulations and Procedures. These provisioning balances do not have an impact on the receipts and payments and therefore do not contravene the principles on the cash based IPSAS.

7. Budget

The budget is developed on the same accounting basis (cash basis), the same accounts classification basis, and for the same period as the financial statements. The *entity's* budget was approved as required by Law and as detailed in the Government of Kenya Budget Printed Estimates. A high-level assessment of the *entity's* actual performance against the comparable budget for the financial year under review has been included in an annex to these financial statements.

8. Comparative figures

Where necessary comparative figures for the previous financial year have been amended or reconfigured to conform to the required changes in presentation.

9. Subsequent events

There have been no events subsequent to the financial year end with a significant impact on the financial statements for the year ended June 30, 2014.

MBITA CONSTITUENCY DEVELOPMENT FUND
Reports and Financial Statements
For the year ended June 30, 2014

NOTES TO THE FINANCIAL STATEMENTS

SOCIAL SECURITY CONTRIBUTIONS

		2013 - 2014	2012 - 2013
		Kshs	Kshs
	Receipts from Govt Employees to Social & Welfare Schemes in Govt	-	-
	Total	-	-

NOTES TO THE FINANCIAL STATEMENTS (Continued)

MBITA CONSTITUENCY DEVELOPMENT FUND
Reports and Financial Statements
For the year ended June 30, 2014

NOTES TO THE FINANCIAL STATEMENTS (Continued)

USE OF GOODS AND SERVICES

	2013 - 2014	2012 - 2013
	Kshs	Kshs
Communication, supplies and services	7,000	
Domestic travel and subsistence		
Training expenses		
Hospitality supplies and services	70,000	
Office and general supplies and services		
Routine maintenance – vehicles and other transport equipment	216,361	2,309,475
Total	293,361	2,309,475

[Provide short appropriate explanations as necessary]

I. NOTES TO THE FINANCIAL STATEMENTS

GFS CODES GFS CODES
1330400 1330400

1 TRANSFERS FROM CDF BOARD

1330407 1330407 Normal Allocation

1330408 1330408 Conditional grants

3510000 3510000

2 PROCEEDS FROM SALE OF NON-FINANCIAL ASSETS

3510202 3510202

3510601 3510601

3510801 3510801

3510803 3510803

1400000 1400000

3 OTHER REVENUES

Description	2013 - 2014 Kshs	2012 - 2013 Kshs
AIE NO A711793	18,685,242.60	
AIE NO..... A709955	2,000,000.00	
AIE NO A735653	46,713,106.60	
AIE NO A735653	34,153,652.00	
CHEQUES REVERSED	3,029,740.00	
BAL B/F	8,079,494.40	
AIE NO...	-	
AIE NO...	-	
TOTAL	112,661,235.60	93,426,213.00

2013 - 2014

2012 - 2013

Kshs

Kshs

Receipts from the Sale of
Buildings

-

-

Receipts from the Sale of
Vehicles and Transport
Equipment

-

-

Receipts from the Sale
Plant Machinery and
Equipment

-

-

Receipts from the Sale of
office and general
equipment

-

-

	2013 - 2014 Kshs	2012 - 2013 Kshs
1410107 Interest Received	-	-
1410405 Rents	-	-
1420601 Sale of tender documents	-	-
1450207 Other Receipts Not Classified Elsewhere	-	-

Total	-	-
--------------	---	---

2110000 2110000

4 COMPENSATION OF EMPLOYEES

	2013 - 2014 Kshs	2012 - 2013 Kshs
2110201 Basic wages of contractual employees	1,284,619.00	2,652,000.00
2110202 Basic wages of casual labour	-	
Personal allowances paid as part of salary		
2110301 House allowance	-	
2110314 Transport allowance	-	
2110320 Leave allowance	-	
2110326 Other personnel payments	1,284,619.00	
Total	2,569,238.00	2,652,000.00

2200000 2200000

5 USE OF GOODS AND SERVICES

	2013 - 2014 Kshs	2012 - 2013 Kshs
2210100 Utilities, supplies and services	7,000.00	
2210104 Office rent	-	
2210200 Communication, supplies and services	-	
2210300 Domestic travel and subsistence	-	
2210500 Printing, advertising and information supplies & services	-	
2210600 Rentals of produced assets	-	
2210700 Training expenses	-	
2210800 Hospitality supplies and services	70,000.00	
2210900 Insurance costs	-	
2211000 Specialised materials and services	-	
2211100 Office and general supplies and services	-	
2211200 Fuel ,oil & lubricants	-	

2210800

2211300	Other operating expenses	216,361.00	
2220100	Routine maintenance – vehicles and other transport equipment	-	2,309,475.00
2220200	Routine maintenance – other assets		
		-	
	Total	293,361.00	2,309,475.00

2210800

6 CDFC EXPENSES

Description	2013 - 2014	2012 - 2013
2210802 Other committee expenses		
2210809 Committee allowance	5,945,159.00	4,520,524.00
TOTAL	5,945,159.00	4,520,524.00

2630200

7 TRANSFER TO OTHER GOVERNMENT ENTITIES

2630200

Description	2013 - 2014 Kshs	2012 - 2013 Kshs
2630204 Transfers to primary schools	27,500,000.00	24,200,000.00
2630205 Transfers to secondary schools	23,836,812.00	28,600,000.00
2630206 Transfers to Tertiary institutions		
2630207 Transfers to Health institutions	5,450,000.00	
TOTAL	56,786,812.00	52,800,000.00

2640000

8 OTHER GRANTS AND OTHER PAYMENTS

2640000

Description	2013 - 2014 Kshs	2012 - 2013 Kshs
2640101 Bursary -Secondary Bursary -	10,437,185.00	8,869,996.00
2640102 Tertiary/Universities	8,359,000.00	4,350,000.00
2640104 Bursary-Special schools	-	
2640105 Mocks & CAT		
2640504 water	5,492,420.00	7,550,000.00
2640505 food security		
2640506 Electricity		
2640507 Security	3,600,000.00	3,000,000.00

2640508	Roads	1,250,000.00	
2640509	Sports	-	1,000,000.00
2640510	Environment	850,000.00	500,000.00
2640200	Emergency Projects	1,700,000.00	5,026,217.00
	Strategic plan	900,000.00	500,000.00
	Youth polytechnics	200,000.00	200,000.00
	Ambulance	4,496,000.00	2,800,000.00
	Geological survey	250,000.00	
	Total	37,534,605.00	33,796,213.00

2120000

9 SOCIAL SECURITY BENEFITS

		2013 - 2014	2012 - 2013
		Kshs	Kshs
2120101	Employer contribution to NSSF		
	Total	-	

3100000

3100000

10 ACQUISITION OF ASSETS

<u>Non Financial Assets</u>		2013 - 2014	2012 - 2013
		Kshs	Kshs
3110102	Purchase of Buildings	-	-
3110202	Construction of Buildings	-	-
3110302	Refurbishment of Buildings	-	-
3110701	Purchase of Vehicles	-	-
3110704	Purchase of Bicycles & Motorcycles	-	-
3110801	Overhaul of Vehicles	-	-
3111001	Purchase of Office furniture and fittings	-	-
3111002	Purchase of computers, printers and other IT equipments	-	-
3111005	Purchase of photocopier	-	-
3111009	Purchase of other office equipments	-	-
3111112	Purchase of soft ware	-	-
3130101	Acquisition of Land	-	-

Total	-	-
11 Other Payments	-	-
Community Social Halls		
Construction of fish bandas		
Total	-	-

12 Bank Balances (cash book bank balance)

Name of Bank, Account No. & currency	2013 - 2014	2012 - 2013
	Kshs	Kshs
Equity Bank Ltd Mbita Branch	10,816,678.00	xxx
	-	xxx
		xxx
Total	10,816,678.00	xxx

13 CASH BALANCES (cash in hand)

	2013 - 2014	2012 - 2013
	Kshs	Kshs
Sale of tender	-	xxx
Hire of graders	-	xxx
Hire of hall	-	xxx
Other receipts (specify)	-	xxx
	-	
Total	-	xxx

[Provide cash count certificates for each]

14 OUTSTANDING IMPRESTS

Name of Officer or Institution	Amount Taken	Amount Surrendered	Balance
	Kshs	Kshs	Kshs
Name of Officer	xxx	xxx	xxx
Name of Officer	xxx	xxx	xxx
Name of Officer	xxx	xxx	xxx
Name of Officer	xxx	xxx	xxx
Name of Officer	xxx	xxx	xxx
Name of Officer	xxx	xxx	xxx
Total			xxx

15 Cash equivalents (short-term deposits)

Name of Bank, Account No. & currency	Amount in foreign currency	Exchange rate	2013 - 2014	2012 - 2013
Sale of tender docs held in banker chq	xxx	xxx	0	xxx

Describe the nature of deposit	xxx	xxx	0	xxx
Describe the nature of deposit	xxx	xxx	0	xxx
Describe the nature of deposit	xxx	xxx	0	xxx
Total			0	xxx

16 BALANCES BROUGHT FORWARD

	2013 - 2014	2012 - 2013
	Kshs	Kshs
Bank accounts	8,079,494.00	
Cash in hand	-	
Cash equivalents (short-term deposits)	-	
Imprest	-	
Receivables	-	
Payables	-	
Total	8,079,494.00	

[Provide short appropriate explanations as necessary]

17

PRIOR YEAR ADJUSTMENTS

	2013 - 2014	2012 - 2013
	Kshs	Kshs
Bank accounts	-	-
Cash in hand	-	-
Cash equivalents (short-term deposits)	-	-
Imprest	-	-
Receivables	0	-
Payables	-	-
Total	-	-

18

OTHER DISCLOSURES

18.1 FIXED ASSET SCHEDULE

18.2 RECEIVABLES FROM BOARD & OTHER RECEIVABLES

18.3 PAYABLES

18.4 FUNDS DUE TO PROJECTS

18.5 DISBURSEMENTS FROM THE BOARD

7.18. TRANSFER TO PRIMARY SCHOOLS

SCHOOL	AMOUNT	SH
OLWEYA PRI SCH	200,000.00	
WASAMO PRI SCH	300,000.00	
RAMBIM PRI SCH	700,000.00	
NYAMAJI PRI SCH	400,000.00	
KUGE PRI SCH	500,000.00	
TAKAWIRI PRI SCH	600,000.00	
LAMBWE PRI SCH	200,000.00	
UWI PRI SCH	200,000.00	
KAMASENGRE PRI SCH	600,000.00	
GOT RATENG PRI SCH	300,000.00	
KAMASENGRE PRI SCH	200,000.00	
EDDIE MEMORIAL PRI	200,000.00	
KAMA YOGI PRI SCH	200,000.00	
OGUTA MBARE PRI SCH	300,000.00	
KITENYI PRI SCH	600,000.00	
ALERO PRI SCH	400,000.00	
RINGITI PRI SCH	200,000.00	
GENGE PRI SCH	200,000.00	
PONGE PRI SCH	200,000.00	
OCHIENG ODIERE PRI SCH	200,000.00	
REMBI PRI SCH	600,000.00	
REMBI PRI SCH	600,000.00	
KAMSAMA PRI SCH	200,000.00	
MAUTA PRI SCH	600,000.00	
OBAMBO PRI SCH	500,000.00	

KIWARI PRI SCH	600,000.00
REMBBA PRI SCH	400,000.00
WAONDO PRI SCH	500,000.00
SENA PRI SCH	600,000.00
KAKIMBA PRI SCH	600,000.00
NYAMUGA SPECIAL SCH	200,000.00
MISORI PRI SCH	600,000.00
UGINA PRI SCH	600,000.00
KAGUNGU PRI SCH	600,000.00
KAKRIGU PRI SCH	600,000.00
LUGONZI ECD PRI	200,000.00
RINGA PRI SCH	700,000.00
WASAMO PRI SCH	600,000.00
MASISI PRI SCH	600,000.00
SOKLO PRI	600,000.00
WASARIA PRI SCH	300,000.00
KASWANGA PRI SCH	200,000.00
UYA PRI SCH	200,000.00
NYAHERA PRI SCH	600,000.00
NYAHERA PRI SCH	200,000.00
SULWE PRI SCH	200,000.00
OGANDO PRI SCH	300,000.00
WANDIJI PRI SCH	200,000.00
WARINGA PRI SCH	200,000.00
BEDIE PRI SCH	200,000.00
KISAKA PRI SCH	300,000.00
NYAYIEMBA PRI SCH	400,000.00
GOT KOPOLO PRI SCH	200,000.00
NYASENJA PRI SCH	200,000.00
WAKULA PRI SCH	400,000.00
NYADENGA PRI SCH	300,000.00
POWO PRI SCH	400,000.00
OSODO PRI SCH	300,000.00
NDHURU PRI SCH	200,000.00
WAKIANGATA PRI SCH	300,000.00
WAKIANGATA PRI SCH	600,000.00
NYAKWERI PRI SCH	300,000.00
MISISI PRI SCH	600,000.00
BONDO PRI SCH	400,000.00
WAMWANGA PRI SCH	300,000.00
EDDIE MEMORIAL PRI	400,000.00
NYAHERA PRI SCH	600,000.00
SUB COUNTY DIRECTOR OF EDUC	100,000.00
WAKIANGATA PRI SCH	600,000.00
NGODHE PRI SCH	600,000.00

WAIGA PRI SCH	200,000.00
TOTAL	27,500,000.00

**8.19 TRANSFER TO
SECONDARY SCHOOLS**

SCHOOL	AMOUNT	SH
ANDIGO TJ CONSTRUCTION	222,146.00	
JAWUOR HANDLERS	460,000.00	
DUT ENG. WORKS	662,940.00	
DUT ENG. WORKS	73,660.00	
DUT ENG. WORKS	540,212.00	
HON OTIENO KAJWANG		
NYAMAJI SEC	600,000.00	
UOZI SEC SCH	600,000.00	
WAKULA SEC SCH	600,000.00	
OGOLA JASEME SEC	600,000.00	
RAPORA SEC SCH	600,000.00	
FR. TILLEN SEC SCH	377,854.00	
USAO SEC SCH	600,000.00	
NYASUMBI SEC SCH	600,000.00	
UTAJO SEC SCH	600,000.00	
NYAMASARE SEC SCH	300,000.00	
AMB. PAMELA MBOYA SEC		
AMB. PAMELA MBOYA SEC	600,000.00	
AMB. PAMELA MBOYA SEC	400,000.00	
AMB. PAMELA MBOYA SEC	800,000.00	
AMB. PAMELA MBOYA SEC	800,000.00	
AMB. PAMELA MBOYA SEC		
AMB. PAMELA MBOYA SEC	400,000.00	
WAKULA MIXED SEC	600,000.00	
NYADENGA SEC SCH	600,000.00	
LAMBWE SEC SCH	200,000.00	
WAONDO SEC SCH	200,000.00	
NDHURU SEC SCH	600,000.00	
KASWANGA SEC SCH	600,000.00	
KAKIMBA SEC SCH	600,000.00	
WANDJI SEC SCH	500,000.00	
RUSINGA GIRLS SEC SCH	1,000,000.00	
KAMATO SEC SCH	600,000.00	
KAMATO SEC SCH	400,000.00	
OGONGO SEC SCH	200,000.00	

NYAKWERI SEC SCH	600,000.00
MAUTA SEC SCH	300,000.00
SENA SEC SCH	600,000.00
RAPORA MIXED SCH	600,000.00
KAMATA MIXED SCH	500,000.00
OGONGO SEC SCH	500,000.00
OGONGO SEC SCH	500,000.00
KAYANJA SEC SCH	300,000.00
RUSINGA GIRLS SEC SCH	300,000.00
OGOLA JASEME SEC	300,000.00
KASWANGA GIRLS SEC	300,000.00
NYAMASARE GIRLS SEC	500,000.00
NYAMASARE GIRLS SEC	500,000.00
WASAMO GIRLS SEC	400,000.00
OGONGO MIXED SEC	500,000.00
WAWARE MIXED SEC	600,000.00
TOTAL	23,836,812.00

8.20 BURSARY SEC. SCHOOL AMOUNT SH.

ST STEPHEN KIRINDO	3,000.00
NYANDENGA MIXED SEC	15,000.00
ST MARYS NYAMOGO GIRLS	5,000.00
ST AUGUSTINE NYAMOGO	5,000.00
MOI GIRLS SCH SINDO	125,000.00
RAPORA SEC	75,000.00
MBITA HIGH SCHOOL	15,000.00
WAONDO SEC	10,000.00
KIKOMA MIXED SEC	120,000.00
MARANDA HIGH SCHOOL	5,000.00
ST JOSEPH GIRLS	5,000.00
ST STEPHEN KIRINDO	30,000.00
OGONGO MIXED SEC	40,000.00
NYAGWETHE MIXED SEC	5,000.00
KARIOBANGI NORTH GIRLS	5,000.00
OTHORO MIXED	5,000.00
ST FRANCIS GIRLS MANGU	5,000.00
NGODHE MIXED SEC	5,000.00
ST FRANCIS NYAMOGO GIRLS	5,000.00
LAMBWE SEC SCH	5,000.00
LIMURU GIRLS HIGH SCHOOL	10,000.00
ST STEPHEN KIRINDO	5,000.00

RAPORA MIXED SEC	40,000.00
HON KAJWANG NYAMAJI	40,000.00
SHIMO LA TEWA SEC	5,000.00
ST JOSEPH RAPOGI HIGH	15,000.00
ST MARYS LWAK GIRLS	25,000.00
WAWARE SEC. SCHOOL	5,000.00
KISUMU GIRLS HIGH SCHOOL	5,000.00
ST WILLIAMS OSODO	10,000.00
NAYA SECONDARY SCH.	5,000.00
MBITA HIGH SCHOOL	5,000.00
ICHUNI GIRLS HIGH	5,000.00
TOM MBOYA SEC	25,000.00
OYUGI OGANGOGIRLS	5,000.00
NYAMARAMBA SEC	5,000.00
NYAKONGO GIRLS SEC. SCH.	5,000.00
NYABERA GIRLS	5,000.00
NYABOLA GIRLS	5,000.00
ST JOSEPH GIRLS	10,000.00
KENYA HIGH SCH	20,000.00
INGOTSE HIGH SCH	5,000.00
JOYLAND SPECIAL SEC	5,000.00
ALLIANCE BOYS HIGH SCHOOL	5,000.00
LAMBWE SEC SCH	35,000.00
MANYATTA SEC SCH	5,000.00
ALUOR GIRLS	5,000.00
AMB. PAMELA MBOYA	20,000.00
OBISA SEC SCH	5,000.00
OGANDE GIRLS SEC	10,000.00
ST MARYS DEDE GIRLS SEC	5,000.00
UOZI MIXED SEC	80,000.00
NYAMASARE GIRLS SEC	70,000.00
NYATOTO MIXED SEC	10,000.00
MBITA HIGH SCHOOL	10,000.00
ST MATHEWS ACK WEBUYE	5,000.00
ST MARGARET GIRLS SEC	5,000.00
ST NICHOLAS MARAGWA	5,000.00
KEVEYE GIRLS	5,000.00
KIRINDO SEC	145,000.00
LWALA MIXED	5,000.00
KASWANGA GIRLS SEC	50,000.00
KANYAWANGA HIGH SCH	15,000.00

MASENO SCHOOL	5,000.00
CHIANDA HIGH SCHOOL	5,000.00
KAYANJA MIXED	115,000.00
ADIEDO MIXED	5,000.00
MARANDA HIGH SCHOOL	5,000.00
MAWEGO GIRLS	5,000.00
DUDI GIRLS	5,000.00
ISIBANIA BOYS	5,000.00
DEDE GIRLS SEC	5,000.00
KAKIIMBA SEC	85,000.00
KIBUON SEC SCH	5,000.00
LIONS HIGH SCHOOL	5,000.00
KORU GIRLS HIGH	5,000.00
HON KAJWANG NYAMAJI	20,000.00
GINGO MIXED SEC.SCHOOL	35,000.00
NYAMONYE GIRLS SEC. SCH	5,000.00
ST FRANCIS RANGALA GIRLS	5,000.00
USAO SEC SCH	40,000.00
HIGHWAY H. SCH	5,000.00
LUGULU GIRLS HIGH	10,000.00
GETHSEMANE HIGH SCH	55,000.00
GENDIA SEC	5,000.00
FR. TILLEN MIXED	50,000.00
GAMBA MIXED SEC	5,000.00
ENOSEAN SEC	5,000.00
KAKRAO MIXED	5,000.00
ST JOSEPH RAKWARO	5,000.00
KODERO OBARA HIGH	10,000.00
KUOYO KOCHIA SEC	25,000.00
BONDO SEC	5,000.00
GOD NGOCHE GIRLS	5,000.00
KAMATO MIXED	30,000.00
NYAMIRA GIRLS SEC. SCH.	10,000.00
MAGARE GIRLS SEC	10,000.00
AGORO SARE HIGH	15,000.00
BISHOP OKULU MAGARE	5,000.00
KANGESA BOYS	5,000.00
NDHURU MIXED SEC	30,000.00
MSARE SEC SCH	5,000.00
ST IGNATIUS LOYOLA SEC	5,000.00
OGONGO SEC SCH	310,000.00
WAWARE SEC. SCHOOL	110,000.00
NGINA GIRLS SEC	5,000.00

TONGA SEC SCH	5,000.00
KIANYUMBA MIXED SEC SCH	10,000.00
ST MATHIAS GIRLS SEC	5,000.00
WANDIJI SEC	50,000.00
ST ALBERT ULANDO GIRLS	10,000.00
WAKULA SEC SCH	105,000.00
HOMABAY HIGH	5,000.00
GOT KOJOWI SEC	5,000.00
KAMASENGRE MIXED	120,000.00
NYAKWAKA GIRLS SEC	5,000.00
MBITA HIGH SCHOOL	80,000.00
OYUGI OGONGO GIRLS	5,000.00
WASAMO GIRLS SEC	70,000.00
WIOBIERO SEC SCH	15,000.00
NGODHE SEC SCH	105,000.00
KISUMU BOYS HIGH SCHOOL	5,000.00
KISUMU GIRLS HIGH SCHOOL	10,000.00
NYABISAWA GIRLS	15,000.00
OJODE PALA SEC SCH	5,000.00
PE HILL HIGH SCH	5,000.00
ORUBA SEC SCH	5,000.00
OTOK SEC SCH	5,000.00
WAONDO SEC SCH	150,000.00
TOM MBOYA SEC	100,000.00
NYAKACH GIRLS SEC. SCH.	5,000.00
RINGA BOYS SEC	5,000.00
SENA MIXED SEC	35,000.00
SAWAGONGO HIGH SCHOOL	10,000.00
ST AMBROSE GOT RABUOR	10,000.00
SAMANGA MIXED SEC	5,000.00
ST ANGELA SENGERE GIRLS	5,000.00
CARDINAL OTUNGA HIGH	5,000.00
ST WILLIAMS OSODO	80,000.00
MAUTA MIXED SEC	25,000.00
NYAGWETHE MIXED SEC	5,000.00
NYABURURU GIRLS HIGH SCHOOL	5,000.00
NYAKWERI MIXED SEC	65,000.00
ST ANNES MUSOLI SEC	5,000.00

BAHATI GIRLS	10,000.00
FRIENDS SEC SCH	5,000.00
OGONGO SEC SCH	80,000.00
MARANDA HIGH SCHOOL	10,000.00
ST JOSEPH KAKRIGU	5,000.00
SAWAGONGO HIGH SCHOOL	5,000.00
WAKULA SEC SCH	155,000.00
OTIENO KAJWANG NYAMAJI	110,000.00
HILL SCH	10,000.00
MBITA HIGH SCHOOL	30,000.00
KIKOMA MIXED SEC	120,000.00
ST JOHNS RAWARO	5,000.00
ST AUGUSTINE NYAMOGO	5,000.00
MAGUNGA SECONDARY SCH.	10,000.00
OLARE MIXED SEC	5,000.00
MARANDA HIGH SCHOOL	5,000.00
OLARE MIXED SEC	5,000.00
KAMASENGRE MIXED	5,000.00
KISUMU DAY SEC SCH	5,000.00
MINYENYA SEC SCH	5,000.00
RAPORA SEC SCH	5,000.00
AMB. PAMELA MBOYA	5,000.00
ST FRANCIS RANGALA GIRLS	5,000.00
WAONDO MIXED SEC	5,000.00
SILVERSTAIN LABELS LTD	357,000.00
HON OTIENO KAJWANG	7,000.00
HANDOW SEC SCH	14,000.00
KAKAMEGA HILL ACADEMY	5,000.00
ALLIANCE GIRLS	83,185.00
NYABERA GIRLS	5,000.00
KENYA HIGH SCH	20,000.00
ENOOSEAN SEC	5,000.00
MOI GIRLS SEC	20,000.00
SAWAGONGO HIGH SCHOOL	5,000.00
CHIANDA HIGH SCHOOL	5,000.00
NYABERA GIRLS	5,000.00
ST WILLIAMS OSODO	5,000.00
WIOBIERO SEC SCH	5,000.00
FR. TILLEN MIXED	5,000.00

NYAGOWA LUTHERAN SEC	5,000.00
MBITA HIGH SCHOOL	5,000.00
RIBE SEC SCH	5,000.00
MOI GIRLS SEC	5,000.00
HON OTIENO KAJWANG	5,000.00
NYAMASARE GIRLS SEC	5,000.00
KNUT SUBA	100,000.00
MBITA SEC SCH HEADS ASS.	250,000.00
PROF KAREGA MUTAHI SEC	5,000.00
NYAGONGA SEC SCH	5,000.00
RANEN SEC SCH	5,000.00
RANGALA BOYS	5,000.00
ST JOSEPH RAPOGI HIGH	5,000.00
ST JONES RAKWARO	5,000.00
ST LUCYS RARUOWA GIRLS	5,000.00
GOD NGOCHE GIRLS	5,000.00
GOD BONDO	5,000.00
OYUGIS SEC SCH	5,000.00
RAMBA SEC SCH	5,000.00
RANGWE MIXED SEC	5,000.00
RABUOR SEC SCH	5,000.00
MUSOMA SEC SCH	5,000.00
USAO SEC SCH	40,000.00
NYAMANGA MIXED SCH	5,000.00
NDHURU MIXED SEC	80,000.00
MBITA HIGH SCHOOL	155,000.00
WANDIJI SEC	45,000.00
LAMBWE SEC SCH	50,000.00
NYADENGA SEC SCH	25,000.00
OGONGO SEC SCH	270,000.00
AMB. PAMELA MBOYA	80,000.00
NYAKWERI MIXED SEC	60,000.00
NGODHE SEC SCH	105,000.00
TOM MBOYA SEC	155,000.00
OTIENO KAJWANG NYAMAJI	115,000.00
WASAMO GIRLS SEC	55,000.00
WAWARE SEC. SCHOOL	125,000.00
HON OTIENO KAJWANG	90,000.00
WAONDO MIXED SEC	175,000.00
PROF KAREGA MUTAHI SEC	25,000.00

NYAMASARE GIRLS SEC	120,000.00
FR. TILLEN MIXED	85,000.00
RUSINGA GIRLS SEC	25,000.00
WAKULA SEC SCH	105,000.00
UOZI MIXED SEC	140,000.00
GETHSEMANE HIGH SCH	95,000.00
ST JOSEPH GIRLS SEC	30,000.00
RAPORA SEC SCH	80,000.00
SENA MIXED SEC	65,000.00
MAUTA MIXED SEC	55,000.00
KAYANJA MIXED	80,000.00
KAMATO MIXED	50,000.00
KAKIIMBA SEC	145,000.00
KAMASENGRE MIXED	130,000.00
NYANGOMA LUTHERAN MIXED	5,000.00
NYABONDO HIGH SCG	5,000.00
NYALKINYI MIXED SEC	5,000.00
KIBUON SEC SCH	5,000.00
KILIMO HIGH SCH	5,000.00
CHIANDA HIGH SCHOOL	25,000.00
CHULAIMBO SEC	5,000.00
DARAJA MBILI HIGH SCH	5,000.00
DEDE HIGH SCH	10,000.00
DENIS OBARA SEC	5,000.00
DUDI GIRLS	10,000.00
JOEL OMINO SEC SCH	5,000.00
JOYLAND SPECIAL SEC	10,000.00
KAKRAO MIXED	5,000.00
KANGA HIGH SCH	15,000.00
KANYASREGA NYAKAL SEC	10,000.00
KASWANGA GIRLS SEC	50,000.00
KAIMOSI SEC SCH	5,000.00
OGANDE GIRLS SEC	10,000.00
OGILO MIXED SEC SCH	5,000.00
OJODE UNGA MIXED SEC	5,000.00
OKOK MIXED SEC	5,000.00
OLYMPIC HIGH SCH	5,000.00
ONGALO SEC SCH	5,000.00
ONJIKO SEC SCH	5,000.00
ORANDO SEC SCH	5,000.00
ORERO SEC SCH	20,000.00
MAWEGO GIRLS	5,000.00
KANYAWANGA HIGH SCH	20,000.00
KAPTIK SEC	5,000.00

KEVEYE SEC SCH	5,000.00
SAWAGONGO HIGH SCHOOL	25,000.00
MVITA BOYS HIGH SCH	5,000.00
RATANGA BOYS HIGH SCH	35,000.00
ST MARGARET GIRLS SEC	10,000.00
NYABERA GIRLS	28,000.00
GINGO MIXED SEC.SCHOOL	10,000.00
OYUGI OGANGOGIRLS	10,000.00
ORUBA GIRLS HIGH	20,000.00
ORIWO BOYS HIGH	20,000.00
KODEROBARA SEC SCH	5,000.00
KOKISE SEC SCH	5,000.00
KOKURU SEC SCH	5,000.00
FRIENDS SEC SCH	5,000.00
ST WILLIAMS OSODO	120,000.00
ST STEPHEN KIRINDO	110,000.00
ADIEDO MIXED	5,000.00
ST ANNES MUSOLI SEC	5,000.00
ST ALBERT ULANDO GIRLS	10,000.00
AT AMBROSE GOT RABUOR	10,000.00
ST FRANCIS RANGALA GIRLS	30,000.00
ST ANGELA SENGERE GIRLS	10,000.00
ST GABRIEL GIRLS SEC	5,000.00
ST CHARLES LWANGA SEC	5,000.00
ST CLARES MARAGOLI SEC	10,000.00
SIRONGA GIRLS SCH	5,000.00
ST MARYS MARINDI GIRLS	5,000.00
ST MATHEWS KANDARIA SEC	5,000.00
RINGA BOYS SEC	15,000.00
ST FRANCIS GIRLS HIGH	5,000.00
ST FRANCIS NYANGAJO GIRLS	15,000.00
THURDIBUORO HIGH SCH	5,000.00
ST MARYS HIGH	5,000.00
ST MARYS MAGINA SEC	20,000.00
ST PAULS TTC NYABURURU	7,000.00
ST PAULS LIGISA SEC	10,000.00

VICTORY ACCADEMY	5,000.00
VISION INST OF PROF	7,000.00
ST MARYS LWAK GIRLS	15,000.00
ST THERESA GIRLS	5,000.00
ST JOSEPH RAPOGI HIGH	5,000.00
TONGA SEC SCH	15,000.00
ST PETERS RAMBUSI	15,000.00
ST PHILIPS WERA SEC	10,000.00
ST PETERS DISII MIXED	10,000.00
WIOBIERO SEC SCH	20,000.00
WERA SEC	5,000.00
MITITI SEC SCH	5,000.00
MIROGI GIRLS HIGH	5,000.00
MINYENYA SEC SCH	5,000.00
MBUGRA MIXED SEC	5,000.00
MBITA INST OF TECH	7,000.00
NYATOTO MIXED SEC	25,000.00
WIRE MIXED SEC	5,000.00
KISUMU GIRLS HIGH SCHOOL	15,000.00
TOMBE GIRLS HIGH	5,000.00
HOMABAY HIGH	15,000.00
FR. AUDREY NYANGOMA SEC	5,000.00
LIONS HIGH SCHOOL	5,000.00
NAYA MIXED	15,000.00
KISUMU BOYS HIGH SCHOOL	5,000.00
KISUMU DAY SEC SCH	5,000.00
MOI NYABOHANSE GIRLS SEC	10,000.00
NDIGWA SEC SCH	5,000.00
ODIENYA SEC SCH	5,000.00
MOI GIRLS SEC	5,000.00
MOI GIRLS ISINYA SEC	5,000.00
NYAGAO MIXED SEC	5,000.00
NYAMONYE SEC SCH	5,000.00
MARANDA HIGH SCHOOL	15,000.00
MANYATTA SEC SCH	5,000.00
LUGULU GIRLS HIGH	5,000.00
LWALA SEC SCH	5,000.00
MANGA MIXED SEC	5,000.00
KANGESO SEC SCH	10,000.00
MASENO SCHOOL	10,000.00
KOBALA MIXED SEC	5,000.00
KIT MIKAYI SEC	5,000.00

NYAKONGO GIRLS HIGH	5,000.00
BISHOP OKOTH MBAGA GIRLS	5,000.00
ICHUNI GIRLS HIGH	5,000.00
AGORO SARE HIGH	40,000.00
ALLIANCE GIRLS	5,000.00
ASUMBI GIRLS HIGH	40,000.00
LALA SEC SCH	15,000.00
KOWUOR SEC SCH	5,000.00
KUBWEYE SEC SCH	5,000.00
KUJA SPECIAL SEC	5,000.00
KUOYO KOCHIA HIGH	5,000.00
KORU GIRLS SEC	5,000.00
BISHOP OKULU MAGARE	20,000.00
NYABOLA GIRLS HIGH	20,000.00
BONDO TOWNSHIP SEC	5,000.00
NYABISAWA GIRLS HIGH	20,000.00
OBERA SEC SCH	5,000.00
OBER SEC SCH	5,000.00
MBITA SUB COUNTY EDUC OFFICE	100,000.00
NYAKACH GIRLS SEC. SCH.	50,000.00
PETER KIBUKHOSYA SEC	5,000.00
NYABERA MIXED SEC	5,000.00
NGODHE MIXED SEC	5,000.00
NAYA MIXED	5,000.00
MOI GIRLS HIGH SCH	10,000.00
MBITA HIGH SCHOOL	15,000.00
MAUTA SEC SCH	5,000.00
KAMASENGRE MIXED	5,000.00
KAKIIMBA SEC	15,000.00
JOYLAND SEC SCH	5,000.00
JOEL OMINO SEC SCH	5,000.00
ISEBANIA HIG SCH	5,000.00
ASUMBI GIRLS HIGH	10,000.00
ALLIANCE GIRLS	5,000.00
OGONGO MIXED SEC SCH	5,000.00
OGANDE GIRLS SEC	5,000.00
ALLIANCE HIGH SCH	50,000.00
OJODE PALA SEC SCH	5,000.00
ORIWO BOYS HIGH	5,000.00
RAMBA SEC SCH	5,000.00
ST FRANCIS RANGALA GIRLS	5,000.00
ST JOSEPH GIRLS SEC	5,000.00
WANDJI MIXED SEC	5,000.00

WAWARE MIXED SEC	10,000.00
ST MAGDALENE TTC	3,000.00
UOZI MIXED SEC	10,000.00
TOM MBOYA SEC	5,000.00
UTHINI GIRLS SEC SCH	5,000.00
HON OTIENO KAJWANG	15,000.00
LIMURU GIRLS HIGH	15,000.00
ST MARGARET GIRLS SEC	20,000.00
ST WILLIAMS OSODO	50,000.00
NAIROBI SCHOOL	50,000.00
MANGU HIGH	50,000.00
LENANA SCHOOL	50,000.00
NAKURU GIRLS HIGH SCH	20,000.00
MBITA HIGH SCHOOL	20,000.00
MARY HILL SCHOOL	20,000.00
KANGA HIGH SCH	40,000.00
ST MARYS LWAK GIRLS	40,000.00
MARANDA HIGH SCHOOL	20,000.00
PANGANI HIGH SCH	10,000.00
MASENO SCHOOL	10,000.00
KENYA HIGH SCH	10,000.00
LORETO HIGH SCH	10,000.00
MOI GIRLS ELD	10,000.00
NYABURURU GIRLS HIGH SCHOOL	10,000.00
LIMURU GIRLS HIGH	10,000.00
ALLIANCE GIRLS	36,000.00
KASWANGA GIRLS SEC	10,000.00
NAKURU GIRLS HIGH SCH	10,000.00
MOI FORCES LANET	10,000.00
STAREHE BOYS CENTER	10,000.00
ADIEDO MIXED	15,000.00
KAKAMEGA HILL SCHOOL	5,000.00
ST ANGELA SENGERE GIRLS	10,000.00
GOD BONDO SEC SCH	5,000.00
MUGANO SEC SCH	5,000.00
LAMBWE SEC SCH	5,000.00
LELA SEC SCH	10,000.00
FR. TILLEN MIXED	5,000.00
NYAGOWA LUTHERAN SEC	5,000.00
RANGWE MIXED SEC	5,000.00
FR. AUDREY NYANGOMA SEC	5,000.00
TOM MBOYA SEC	5,000.00

NYAKWERI MIXED SEC	5,000.00
NGERE BOYS HIGH SCHOOL	10,000.00
NGERE MIXED HIGH SCHOOL	5,000.00
TAOTAL	10,437,185.00

8.21 BURSARY TETIARY/UNIVERSITY

INSTITUTION	AMOUNT	SH
NAROK UNIV	10,000.00	
MASINDE MULIRO UNIV	10,000.00	
MASINDE MULIRO UNIV	10,000.00	
MASENO UNIVERSITY	10,000.00	
DAYSTR UNIV	10,000.00	
BUSOGA UNIV	10,000.00	
CHUKA UNIV	10,000.00	
EGERTON UNIVERSITY	10,000.00	
EGERTON UNIVERSITY	10,000.00	
EGERTON UNIVERSITY	10,000.00	
EGERTON UNIVERSITY	10,000.00	
EGERTON UNIVERSITY	10,000.00	
EGERTON UNIVERSITY	10,000.00	
EGERTON UNIVERSITY	10,000.00	
EGERTON UNIVERSITY	10,000.00	
EGERTON UNIVERSITY	10,000.00	
EGERTON UNIVERSITY	10,000.00	
EGERTON UNIVERSITY	10,000.00	
EGERTON UNIVERSITY	10,000.00	
EGERTON UNIVERSITY	10,000.00	
EGERTON UNIVERSITY	10,000.00	
EGERTON UNIVERSITY	10,000.00	
EGERTON UNIVERSITY	10,000.00	
EGERTON UNIVERSITY	10,000.00	
EGERTON UNIVERSITY	10,000.00	
EGERTON UNIVERSITY	10,000.00	
EGERTON UNIVERSITY	10,000.00	
EGERTON UNIVERSITY	10,000.00	
BONDO UNIV	10,000.00	
UNIV OF NAIROBI	10,000.00	
ST PAULS UNIV	10,000.00	
MAASAI MARA UNIV	10,000.00	
KAMAGAMBO ADVENTIST COLLEGE	7,000.00	
MAASAI MARA UNIV	7,000.00	
ST MAYALISHA ECD	7,000.00	
ST MAYALISHA ECD	7,000.00	
MBITA ECD	7,000.00	

MOMBASA POLY UNIV	10,000.00
KENYA POLY UNIV	10,000.00
UNIV OF NAIROBI	10,000.00
UNIV OF NAIROBI	10,000.00
UNIV OF NAIROBI	10,000.00
UNIV OF NAIROBI	10,000.00
UNIV OF NAIROBI	10,000.00
UNIV OF NAIROBI	10,000.00
UNIV OF NAIROBI	10,000.00
UNIV OF NAIROBI	10,000.00
UNIV OF NAIROBI	10,000.00
UNIV OF NAIROBI	10,000.00
UNIV OF ELDORET	10,000.00
UNIV OF ELDORET	10,000.00
MASINDE MULIRO UNIV	10,000.00
UNIV OF ELDORET	10,000.00
UNIV OF NAIROBI	10,000.00
KWACH DRIVING SCH	270,000.00
UNIV OF NAIROBI	10,000.00
MOI UNIV	10,000.00
MASINDE MULIRO UNIV	10,000.00
MOI UNIV	10,000.00
MOI UNIV	10,000.00
PRESBYTERIAN UNIV	20,000.00
MOI UNIV	10,000.00
JKUAT	10,000.00
UNIV OF NAIROBI	10,000.00
UNIV OF ELDORET	10,000.00
UNIV OF ELDORET	10,000.00
UNIV OF NAIROBI	10,000.00
UNIV OF NAIROBI	10,000.00
UNIV OF NAIROBI	10,000.00
UNIV OF NAIROBI	10,000.00
JKUAT	10,000.00
JARAMOGI OGINGA UNIV	10,000.00
MOI UNIV	10,000.00
UNIV OF NAIROBI	10,000.00
UNIV OF ELDORET	10,000.00
UNIV OF ELDORET	10,000.00
MOI UNIV	10,000.00
MOI UNIV	10,000.00
MASENO UNIVERSITY	10,000.00
MASENO UNIVERSITY	10,000.00
MASENO UNIVERSITY	10,000.00
MASENO UNIVERSITY	10,000.00
MASENO UNIVERSITY	10,000.00

MASENO UNIVERSITY	10,000.00
MASENO UNIVERSITY	10,000.00
MASENO UNIVERSITY	10,000.00
MASENO UNIVERSITY	10,000.00
MASENO UNIVERSITY	10,000.00
MASENO UNIVERSITY	10,000.00
MASENO UNIVERSITY	10,000.00
MASENO UNIVERSITY	10,000.00
MASENO UNIVERSITY	10,000.00
MASENO UNIVERSITY	10,000.00
MASENO UNIVERSITY	10,000.00
MASENO UNIVERSITY	10,000.00
MASENO UNIVERSITY	10,000.00
MASENO UNIVERSITY	10,000.00
MASENO UNIVERSITY	10,000.00
MASENO UNIVERSITY	10,000.00
MASENO UNIVERSITY	10,000.00
EGERTON UNIVERSITY	10,000.00
EGERTON UNIVERSITY	10,000.00
EGERTON UNIVERSITY	10,000.00
EGERTON UNIVERSITY	10,000.00
EGERTON UNIVERSITY	10,000.00
EGERTON UNIVERSITY	10,000.00
EGERTON UNIVERSITY	10,000.00
EGERTON UNIVERSITY	10,000.00
EGERTON UNIVERSITY	10,000.00
EGERTON UNIVERSITY	10,000.00
EGERTON UNIVERSITY	10,000.00
BUGEMA UNIV	10,000.00
BUGEMA UNIV	10,000.00
JKUAT	10,000.00
JKUAT	10,000.00
JKUAT	10,000.00
JKUAT	10,000.00
JKUAT	10,000.00
JKUAT	10,000.00
KCA UNIV	10,000.00
KABIANGA UNIV	10,000.00
KABIANGA UNIV	10,000.00
KABIANGA UNIV	10,000.00
KABIANGA UNIV	10,000.00
KAMPALA UNIV	10,000.00
KENYATTA UNIV	10,000.00
KENYATTA UNIV	10,000.00
KENYATTA UNIV	10,000.00
KENYATTA UNIV	10,000.00
KENYATTA UNIV	10,000.00
BONDO UNIV	10,000.00
BONDO UNIV	10,000.00

EGERTON UNIVERSITY	10,000.00
MOI UNIV	10,000.00
UNIV OF NAIROBI	10,000.00
MASENO UNIVERSITY	10,000.00
VISION INST OF PROF	10,000.00
TECHNICAL UNIV OF MSA	10,000.00
MACHAKOS MTC	7,000.00
MALEZI EDUC COLLEGE	7,000.00
ST FRANCIS TRAINING INST	7,000.00
LAKE INST OF TROPICAL MED	14,000.00
KENYA FORESTRY COLLEGE	14,000.00
RUSINGA ECDE	14,000.00
HOMABAY MTC	20,000.00
BONDO UNIV	10,000.00
AFRICAN INST OF RESEARCH	21,000.00
PRESBYTERIAN UNIV	100,000.00
SUBA ECD TTC	112,000.00
SUBA ECD TTC	77,000.00
UNIV OF ELDORET	10,000.00
UNIV OF ELDORET	10,000.00
UNIV OF ELDORET	10,000.00
UNIV OF ELDORET	10,000.00
WAKIAGA YOUTH POLY	35,000.00
NYABOLA TTC	7,000.00
PORTREITZ MTC	7,000.00
NYABONDO MEDICAL COLLEGE	5,000.00
NYANZA ELITE TTC	7,000.00
UNIV OF ELDORET	10,000.00
MASENO UNIVERSITY	10,000.00
NYAMIRA MED TRAINING COLLEGE	10,000.00
MASENO UNIVERSITY	10,000.00
NAIROBI WEST DICECE	7,000.00
MSOMI TTC	7,000.00
MURANGA MTC	7,000.00
BRIGHT ANGELS ECD	7,000.00
BONDO TTC	7,000.00
KENYA INSTITUTE OF MANAGEMENT	14,000.00
KAMWENJA TTC	7,000.00
KWACH DRIVING SCH	7,000.00

ELGON VIEW COLLEGE	7,000.00
MASENO NURSING SCHOOL	14,000.00
KMTC KISUMU	7,000.00
KISUMU TECH INST	7,000.00
KENYA INST OF SPECIAL	7,000.00
MAWEGO TTC	35,000.00
IMPERIAL DRIVING SCH	7,000.00
MOSORIOT TTC	7,000.00
MERU TTC	10,000.00
KMTC BONDO	7,000.00
BELL INST OF TECH	7,000.00
WAIGA POLY	14,000.00
KAMAGAMBO TTC	7,000.00
MACHAKOS TTC	7,000.00
JKUAT	10,000.00
PREMESE AFRICAN DEV INST	7,000.00
ASUMBI TTC	14,000.00
PROF KAREGA MUTAHI SEC	35,000.00
KABARNET KMTC	7,000.00
KISUMU POLYTECHNIC	84,000.00
WEBUYE MTC	7,000.00
SUBA INST OF DEV STUDIES	56,000.00
SUBA ECD TTC	119,000.00
NYANZA COLLEGE OF ECD	7,000.00
HIGHLAND AVIATION	7,000.00
MIGORI TTC	7,000.00
YOLIFA INSTITUTE OF BUSINESS STUDIES	21,000.00
WAONDO YOUTH POLY	21,000.00
KITUI KMTC	7,000.00
NYANDIWA TTC	7,000.00
OUTSPAN MED COLLEGE	7,000.00
RAILWAY TRAINING INST	7,000.00
RAM HOSP & SCH OF NURSING	7,000.00
RUSINGA ECDE	49,000.00
MOI INST OF TECH	7,000.00
KENYA INST OF MASS COM	50,000.00
LAIKIPIA UNIV	20,000.00

NAIROBI AVIATION COLLEGE	30,000.00
MTC LODWAR	20,000.00
MOI UNIV	10,000.00
MOI UNIV	20,000.00
CHUKA UNIVERSITY	10,000.00
KITERE YOUTH POLY	7,000.00
TAMBACH TTC	7,000.00
KARATINA UNIV	10,000.00
COOPERATIVE UNIV COLLEGE	10,000.00
SIAYA INSTITUTE OF TECHNOLOGY	7,000.00
RONGO UNIVERSITY COLLEGE	10,000.00
TECHNICAL UNIVERSITY OF NBS	10,000.00
SIAYA INSTITUTE OF TECHNOLOGY	7,000.00
UNIV OF ELDORET	10,000.00
TECHNICAL UNIV	10,000.00
EGERTON UNIVERSITY	10,000.00
MASENO UNIVERSITY	10,000.00
KISUMU POLYTECHNIC	7,000.00
TECHNICAL UNIV OF KENYA	10,000.00
KMTC KITUI	10,000.00
MASENO UNIVERSITY	10,000.00
MOI UNIV	10,000.00
MASENO UNIVERSITY	90,000.00
MASENO UNIVERSITY	20,000.00
EGERTON UNIVERSITY	20,000.00
KISII UNIVERSITY	10,000.00
YOLIFA INSTITUTE OF BUSINESS STUDIES	7,000.00
KENYA INST OF HIGHWAY & BUILDING	7,000.00
KCA UNIVERSITY	10,000.00
MAWEGO TTC	7,000.00
SIAYA INSTITUTE OF TECHNOLOGY	7,000.00
JKUAT	10,000.00
SIAYA INSTITUTE OF TECHNOLOGY	7,000.00
	70,000.00
WESTERN REGION ECDE TTC	

SHANZU TTC	7,000.00
RIFT VALLEY TECH TRAINING	7,000.00
SIAYA KMTC	7,000.00
ORIENT INST OF PROF STUDIES	7,000.00
MULTMEDIA UNIV	10,000.00
KIMATHI UNIV	10,000.00
BUSIA TTC	7,000.00
CHRIST THE KING TRAINING INST	7,000.00
COOPERATIVE UNIV COLLEGE	10,000.00
DYNAMUS COLLEGE OF ACC.	7,000.00
MOMBASA KMTC	7,000.00
KMTC EMBU	7,000.00
KAMAGAMBO ADVENTIST COLLEGE	7,000.00
KENYA FORESTRY COLLEGE	14,000.00
KARATINA UNIV	10,000.00
HOMABAY DICECE	14,000.00
KMTC NAIROBI	7,000.00
KMTC NAKURU	7,000.00
GENDIA MISSION HOSP	7,000.00
KENYA INST OF PH	7,000.00
KENYA INST OF MGMT	7,000.00
KENYA INST OF MGMT	7,000.00
KENYA INST OF MGMT	10,000.00
SIAYA INSTITUTE OF TECHNOLOGY	7,000.00
SIAYA INSTITUTE OF TECHNOLOGY	7,000.00
PRESBYTERIAN UNIV	10,000.00
PRESBYTERIAN UNIV	10,000.00
BONDO TTC	7,000.00
BONDO TTC	7,000.00
KENYA INST OF HIGHWAY & BUILDING	7,000.00
KCA UNIVERSITY	10,000.00
KCA UNIVERSITY	10,000.00
KCA UNIVERSITY	10,000.00
KCA UNIVERSITY	10,000.00
MAWEGO TTI	7,000.00
MAWEGO TTI	7,000.00

MAWEGO TTI	7,000.00
MAWEGO TTI	7,000.00
MAWEGO TTI	7,000.00
MAWEGO TTI	7,000.00
MAWEGO TTI	7,000.00
GUSII INST OF TECH	7,000.00
GUSII INST OF TECH	7,000.00
GUSII INST OF TECH	7,000.00
GUSII INST OF TECH	7,000.00
KEROKA TECH TRAING INST	7,000.00
KENYATTA UNIVERSITY	10,000.00
KENYATTA UNIVERSITY	10,000.00
KENYATTA UNIVERSITY	10,000.00
KENYATTA UNIVERSITY	10,000.00
KENYATTA UNIVERSITY	10,000.00
KENYATTA UNIVERSITY	10,000.00
KENYATTA UNIVERSITY	10,000.00
KENYATTA UNIVERSITY	10,000.00
KENYATTA UNIVERSITY	10,000.00
KENYATTA UNIVERSITY	10,000.00
KENYATTA UNIVERSITY	10,000.00
KENYATTA UNIVERSITY	10,000.00
KENYATTA UNIVERSITY	10,000.00
KENYATTA UNIVERSITY	10,000.00
KENYATTA UNIVERSITY	10,000.00
KENYATTA UNIVERSITY	10,000.00
KENYATTA UNIVERSITY	10,000.00
KENYATTA UNIVERSITY	10,000.00
KENYATTA UNIVERSITY	10,000.00
KENYA TECH TEACHERS COLLEGE	7,000.00
CHUKA UNIVERSITY	10,000.00
CHUKA UNIVERSITY	10,000.00
CHUKA UNIVERSITY	10,000.00
CHUKA UNIVERSITY	10,000.00
CHUKA UNIVERSITY	10,000.00
KABIANGA UNIV	10,000.00
KABIANGA UNIV	10,000.00
KABIANGA UNIV	10,000.00
KABIANGA UNIV	10,000.00
KAMAGAMBO TTC	7,000.00

UNIV OF ELDORET	10,000.00
UNIV OF ELDORET	10,000.00
UNIV OF ELDORET	10,000.00
ELGON VIEW COLLEGE	7,000.00
ELGON VIEW COLLEGE	7,000.00
MSOMI TTC	7,000.00
MSOMI TTC	7,000.00
MSOMI TTC	7,000.00
MOSORIOT TTC	7,000.00
MOSORIOT TTC	7,000.00
MOSORIOT TTC	7,000.00
MOSORIOT TTC	7,000.00
NAIROBI AVIATION COLLEGE	7,000.00
NAIROBI AVIATION COLLEGE	7,000.00
NAIROBI AVIATION COLLEGE	7,000.00
NAIROBI AVIATION COLLEGE	7,000.00
WESTERN REGION ECDE TTC	7,000.00
WESTERN REGION ECDE TTC	7,000.00
WESTERN REGION ECDE TTC	7,000.00
WESTERN REGION ECDE TTC	7,000.00
WESTERN REGION ECDE TTC	7,000.00
WESTERN REGION ECDE TTC	7,000.00
WESTERN REGION ECDE TTC	7,000.00
WESTERN REGION ECDE TTC	7,000.00
WESTERN REGION ECDE TTC	7,000.00
WESTERN REGION ECDE TTC	7,000.00
WESTERN REGION ECDE TTC	7,000.00
WESTERN REGION ECDE TTC	7,000.00
MT. KENYA UNIV	10,000.00
MT. KENYA UNIV	10,000.00
MT. KENYA UNIV	10,000.00
MT. KENYA UNIV	10,000.00
MT. KENYA UNIV	10,000.00

TECH UNIV OF KENYA	10,000.00
SOUTH EASTERN UNIV OF KENYA	10,000.00
ST BERNARD YOUTH TRAINING CENTER	7,000.00
SIGALAGALA POLY	7,000.00
SIGALAGALA POLY	7,000.00
ST FRANCIS TTI ASUMBI	7,000.00
THOGOTO TTC	7,000.00
ST MAYALISHA ECD	7,000.00
TAMBACH TTC	7,000.00
TAITA TAVETA UNIV	10,000.00
ZETECH COLLEGE	7,000.00
SINDO POLY	7,000.00
MOI UNIV	10,000.00
YOLIFA INSTITUTE OF BUSINESS STUDIES	7,000.00
KISUMU MTC	7,000.00
KMTC HOMABAY	7,000.00
HOMABAY MTC	7,000.00
ELDORET MTC	7,000.00
KISII DICECE	7,000.00
KISII MTC	7,000.00
NYANZA COLLEGE OF ECD	7,000.00
PWANI UNIV	10,000.00
NAROK TTC	7,000.00
KASKOMA INST ECDE	7,000.00
MARIST INT UNIV	10,000.00
MANO KISUMU ECDE	7,000.00
MAHANAIM EDUC INT	7,000.00
MAASAI MARA UNIV	10,000.00
POTENTIAL INST	7,000.00
IMPERIAL DRIVING SCH	7,000.00
BISHOP HANIGTON TTC	7,000.00
AHERO YOUTH POLY	7,000.00
AIRIDS ELD COMPUS	7,000.00
AFRICAN INST OF RESEARCH	7,000.00
BONDO INST OF DEV	7,000.00
KMTC KAPKATET	7,000.00
ST MAGDALENE TTC	10,000.00
KMTC KAREN CAMPUS	7,000.00
INTERNATIONAL TTC	7,000.00
EGERTON UNIVERSITY	10,000.00
EGERTON UNIVERSITY	10,000.00

EGERTON UNIVERSITY	10,000.00
EGERTON UNIVERSITY	10,000.00
EGERTON UNIVERSITY	10,000.00
EGERTON UNIVERSITY	10,000.00
EGERTON UNIVERSITY	10,000.00
EGERTON UNIVERSITY	10,000.00
EGERTON UNIVERSITY	10,000.00
EGERTON UNIVERSITY	10,000.00
EGERTON UNIVERSITY	10,000.00
EGERTON UNIVERSITY	10,000.00
EGERTON UNIVERSITY	10,000.00
EGERTON UNIVERSITY	10,000.00
EGERTON UNIVERSITY	10,000.00
EGERTON UNIVERSITY	10,000.00
EGERTON UNIVERSITY	10,000.00
EGERTON UNIVERSITY	10,000.00
EGERTON UNIVERSITY	10,000.00
EGERTON UNIVERSITY	10,000.00
EGERTON UNIVERSITY	10,000.00
EGERTON UNIVERSITY	10,000.00
EGERTON UNIVERSITY	10,000.00
MOI UNIV	10,000.00
MOI UNIV	10,000.00
MOI UNIV	10,000.00
MOI UNIV	10,000.00
MOI UNIV	10,000.00
MOI UNIV	10,000.00
MOI UNIV	10,000.00
MOI UNIV	10,000.00
MOI UNIV	10,000.00
MOI UNIV	10,000.00
MOI UNIV	10,000.00
MOI UNIV	10,000.00
MOI UNIV	10,000.00
MOI UNIV	10,000.00
MOI UNIV	10,000.00
MOI UNIV	10,000.00
MOI UNIV	10,000.00
MOI UNIV	10,000.00
MOI UNIV	10,000.00
KITUI TTC	7,000.00
NYANZA COLLEGE OF ECD	3,000.00
NAKURU TTC	3,000.00
KISUMU POLYTECHNIC	6,000.00
KIBABII TTC	6,000.00

KENYATTA UNIVERSITY	10,000.00
KENYA INST OF MASS COM	3,000.00
EGERTON UNIVERSITY	10,000.00
UNIV OF NAIROBI	10,000.00
ST JOHNS TTC KILIMAMBOGO	7,000.00
MAASAI MARA UNIV	10,000.00
MAASAI MARA UNIV	10,000.00
HOMABAY YOUTH POLY	14,000.00
BARATON COLLEGE	10,000.00
KISII UNIVERSITY	10,000.00
KMTC MOMBASA	7,000.00
JARAMOGI OGINGA UNIV	7,000.00
EGERTON UNIVERSITY	10,000.00
KENDU ADVENTIST HOSP	7,000.00
RIBM MASENO	10,000.00
EGERTON UNIVERSITY	10,000.00
CHRIST THE KING COMP COLLEGE	7,000.00
KAMPALA UNIV	10,000.00
TOTAL	29,233,370.00

8.22 HEALTH

WAWARE DISPENSARY	400,000.00
KAJUMBI DISPENSARY	700,000.00
DWELE HEALTH CENTER	300,000.00
KITARE HEALTH CENTER	250,000.00
USAO HEALTH CENTER	200,000.00
YOKIA DISPENSARY	600,000.00
WAMAE DISPENSARY	800,000.00
DWELE HEALTH CENTER	300,000.00
MBITA HEALTH CENTER	800,000.00
KAJUMBI DISPENSARY	400,000.00
KAJUMBI DISPENSARY	700,000.00
TOTAL	5,450,000.00

8.23 ROADS

DIASPORA DEV NETWORKS	625,000.00
DIASPORA DEV NETWORKS	625,000.00
TOTAL	1,250,000.00

8.24 WATER

KISUI WATER PROJECT	KISUI WATER PROJECT
KISUI WATER PROJECT	KISUI WATER PROJECT
GERRABO WATER PROJECT	GERRABO WATER PROJECT
NGEKENDI WATER PROJECT	NGEKENDI WATER PROJECT
GERRABO WATER PROJECT	GERRABO WATER PROJECT
GERRABO WATER PROJECT	GERRABO WATER PROJECT
OTIENO KAJWANG NYAMAJI SEC	OTIENO KAJWANG NYAMAJI SEC
NYAMAJI WATER PROJECT	NYAMAJI WATER PROJECT
KAYANJA MIXED SEC	KAYANJA MIXED SEC
NGEKENDI WATER PROJECT	NGEKENDI WATER PROJECT

TOTAL **5,492,420.00**

8.25 ENVIRONMENT

KISUI BMU	100,000.00
KISUI BMU	100,000.00
ALARIA BMU	100,000.00
KIGODA BEACH MGMT	100,000.00
OLAMBWE BNU	125,000.00
KIUMBA BMU	125,000.00
WAKONDO BMU	100,000.00
KOGALO BMU	100,000.00

TOTAL **850,000.00**

8.26 SECURITY

MFANGANO EAST CHIEFS OFFICE	500,000.00
MFANGANO EAST CHIEFS OFFICE	500,000.00
NYAMAJI EAST CHIEFS OFFICE	400,000.00
LAMBWE EAST CHIEFS OFFICE	800,000.00
NYAMAJI EAST CHIEFS OFFICE	400,000.00

LAMBWE EAST CHIEFS OFFICE	200,000.00
MFANGANO EAST CHIEFS OFFICE	800,000.00
TOTAL	3,600,000.00

8.27 GEOLOGICAL SURVEY 250,000.00

8.28 AMBULANCE 4,494,000.00

8.29 YOUTH POLYTECHNICS
WAONDO YOUTH POLY 200,000.00

I. STATEMENT OF RECEIPTS AND PAYMENTS

	Note	2013-2014	2012-2013
		Kshs	Kshs
RECEIPTS			
Transfers from CDF board-AIEs' Received	1	104,581,741.00	93,426,213.00
TOTAL RECEIPTS			
PAYMENTS			
Compensation of Employees	4	1,284,619.00	2,652,000.00
Use of goods and services	5	293,361.00	2,309,475.00
Committee meeting allowances	6	5,945,159.00	4,520,524.00
Transfers to Other Government Units	7	56,786,812.00	52,800,000.00
Other grants and transfers	8	37,534,605.00	33,796,213.00
Diff.			
TOTAL PAYMENTS		101,844,556.00	96,078,212.00
SURPLUS/DEFICIT		2,737,184.00	2,651,999.00

The accounting policies and explanatory notes to these financial statements form an integral part of the financial statements. The entity financial statements were approved on 1/7/14 2014 and signed by:



 Fund Account MANAGER
 DATE,



 CHAIRMAN CDFC

II. STATEMENT OF FINANCIAL ASSETS AND LIABILITIES

	Note	2013-2014 Kshs	2012-2013 Kshs
FINANCIAL ASSETS			
Cash and Cash Equivalents			
Bank Balances (as per the cash book)	12	10,816,678.00	xxx
TOTAL FINANCIAL ASSETS		10,816,678.00	xxx
 REPRESENTED BY			
Fund balance b/fwd 1st July...	16	8,079,494.00	xxx
Surplus/Defict for the year (from stm of receipt & expenditure		2,737,184.00	xxx
NET LIABILITIES		10,816,678.00	xxx

The accounting policies and explanatory notes to these financial statements form an integral part of the financial statements. The entity financial statements were approved on _____ 2014 and signed by:

CEC Member - Finance

Principal Accounts Controller

I. SUMMARY STATEMENT OF APPROPRIATION

Revenue/Expense Item	Original Budget	Adjustments	Final Budget	Actual on Comparable Basis	Budget Utilisation Difference	% of Utilisation Difference to Final Budget
	a	b	c=a+b	d	e=c-d	f=d/c %
Compensation of Employees	1,100,000.00	184,619.00	1,284,419.00	1,284,619.00		100%
Use of goods and services	200,000.00	693,361.00	893,361.00	293,361.00	600,000.00	33%
Committee Members Expenses	5,000,000.00	445,159.00	5,945,159.00	5,945,159.00		
Transfers to Other Government Units	55,000,000.00	9,866,305.00	64,866,306.00	56,786,812.00	8,079,494.00	100%
Other grants and transfers	35,534,605.00	2,000,000.00	37,534,605.00	37,534,605.00		87.50%
Other Payments		2,137,185.00	2,137,185.00		2,137,185.00	100%
TOTALS	96,834,605.00	15,326,629.00	112,661,035.00	101,844,556.00	10,816,679.00	100%

The entity financial statements were approved on _____ 2014 and signed by:

CEC Member - Finance

Principal Accounts Controller

SIGNIFICANT

Compensation of Employees	4	1,011,500.00
Use of goods and services	5	2,794,760.00
Committee meeting allowance	6	4,154,550.00
Transfers to other government	7	45,106,512.00
Other grants and transfers	8	37,623,048.00
Other Payments	11	12,100,000.00

CASH FLOW STATEMENT

Receipts for operating Activities	2013-2014	2012-2013
Transfers from Other Government Entities	1 112,661,242.00	93,426,213.00
Payments for operating expenses		
Compensation of Employees	4 1,284,619.00	2,652,000.00
Use of goods and services	5 293,361.00	2,309,475.00
Committee Expenses	6 5,945,159.00	4,520,524.00
Transfers to Other Government Units	7 56,786,812.00	52,800,000.00
Other grants and transfers	8 37,534,605.00	33,796,213.00
Adjusted for:		
Adjustments during the year	3,029,740.00	
Net cashflow from operating activities	2,737,184.00	2,651,999.00
NET INCREASE/ IN CASH AND CASH EQUIVALENT		
Cash and cash equivalent at BEGINNING of the year	16 8,079,494.00	
Cash and cash equivalent at END of the year	10,816,678.00	96,078,212.00

WORKING NOTES

4.680.252.2211100.100		MANAGER EQUITY BANK- MBITA	Comp. of Empl.	31/12/13		747	106,000.00		
4.680.252.2211100.100		MANAGER EQUITY BANK- MBITA	Comp. of Empl.			748	94,794.00		
4.680.252.2211100.100		PAYEE	Comp. of Empl.			749	8,606.00		
4.680.252.2211100.100		NSSF	Comp. of Empl.			750	1,000.00		
4.680.252.2211100.100		NHIF	Comp. of Empl.			751	1,600.00		
4.680.252.2211100.100		MANAGER EQUITY BANK- MBITA	Comp. of Empl.	30/1/14		777	94,794.00		
4.680.252.2211100.100		NHIF	Comp. of Empl.			778	1,600.00		
4.680.252.2211100.100		NSSF	Comp. of Empl.			779	1,000.00		
4.680.252.2211100.100		PAYEE	Comp. of Empl.			780	8,606.00		
4.680.252.2211100.100		MANAGER EQUITY BANK- MBITA	Comp. of Empl.	28/3/14		916	94,794.00		
4.680.252.2211100.100		PAYEE	Comp. of Empl.			917	8,606.00		
4.680.252.2211100.100		NSSF	Comp. of Empl.			918	1,000.00		
4.680.252.2211100.100		NHIF	Comp. of Empl.			919	1,600.00		
4.680.252.2211100.100		MANAGER EQUITY BANK- MBITA	Comp. of Empl.			922	94,794.00		
4.680.252.2211100.100		PAYEE	Comp. of Empl.			923	8,606.00		
4.680.252.2211100.100		NSSF	Comp. of Empl.			924	1,000.00		
4.680.252.2211100.100		NHIF	Comp. of Empl.			925	1,600.00		
4.680.252.2211100.100		MANAGER EQUITY BANK- MBITA	Comp. of Empl.	30/4/14		951	64,560.00		
4.680.252.2211100.100		NSSF	Comp. of Empl.			952	800.00		
4.680.252.2211100.100		NHIF	Comp. of Empl.			953	640.00		
4.680.252.2211100.100		MANAGER EQUITY BANK- MBITA	Comp. of Empl.			955	97,559.65		
4.680.252.2211100.100		PAYEE	Comp. of Empl.			956	6,840.35		
4.680.252.2211100.100		NHIF	Comp. of Empl.			957	1,600.00		
4.680.252.2211100.100		MANAGER EQUITY BANK- MBITA	Comp. of Empl.	16/6/14		1096	123,819.65		

4.680.252.2211100.100	MANAGER EQUITY BANK- MBITA		Comp. of Empl.	24/6/14					
4.680.252.2211100.100	NHIF		Comp. of Empl.			1646	116,399.65		
4.680.252.2211100.100	PAYEE		Comp. of Empl.			1647	1,920.00		
4.680.252.2211100.100	NSSF		Comp. of Empl.			1648	5,680.35		
	Total Comp of Employees					1649	16,800.00		
							1,284,619.65		
4.680.252.2211100.100	MBITA AP WELFARE		SECURITY	30/4/14		954	42,000.00		
4.680.252.2211100.100	MESHACK MUNYKOMBO		Committee Allowances	10/9/2013	C	508	120,000.00		
4.680.252.2211100.100	MESHACK MUNYKOMBO		Committee Allowances	20/9/13	C	658	120,000.00		
4.680.252.2211100.100	MESHACK MUNYKOMBO		Committee Allowances		C	668	96,790.00		
4.680.252.2211100.100	MESHACK MUNYKOMBO		Committee Allowances	30/9/13	C	693	103,000.00		
4.680.252.2211100.100	MESHACK MUNYKOMBO		Committee Allowances	10/10/2013	C	706	200,000.00		
4.680.252.2211100.100	MESHACK MUNYKOMBO		Committee Allowances		C	705	35,000.00		
4.680.252.2211100.100	MESHACK MUNYKOMBO		Committee Allowances	31/12/13	C	755	164,000.00		
4.680.252.2211100.100	MESHACK MUNYKOMBO		Committee Allowances	31/12/14	C	756	164,000.00		
4.680.252.2211100.100	MESHACK MUNYKOMBO		Committee Allowances	31/12/13	C	757	148,000.00		
4.680.252.2211100.100	MESHACK MUNYKOMBO		Committee Allowances	31/12/13	C	758	148,000.00		
4.680.252.2211100.100	JONES MASIRA		Committee Allowances	31/12/13	C	762	182,000.00		
4.680.252.2211100.100	JONES MASIRA		Committee Allowances	31/12/13	C	763	150,000.00		
4.680.252.2211100.100	JONES MASIRA		Committee Allowances	31/12/13	C	764	150,000.00		
4.680.252.2211100.100	MESHACK MUNYKOMB		Committee Allowances	17/1/14	C	771	100,000.00		
4.680.252.2211100.100	MESHACK MUNYKOMB		Committee Allowances	11/2/2014	C	782	120,469.00		
4.680.252.2211100.100	MESHACK MUNYKOMB		Committee Allowances	28/2/14	C	874	170,450.00		
4.680.252.2211100.100	MESHACK MUNYKOMB		Committee Allowances	28/2/14	C	896	200,000.00		

4.680.252.2211100.100	MESHACK MUNYIKOMBO	Committee Allowances	28/2/14	C	897	200,000.00		
4.680.252.2211100.100	MESHACK MUNYIKOMBO	Committee Allowances	28/2/14	C	898	200,000.00		
4.680.252.2211100.100	MESHACK MUNYIKOMBO	Committee Allowances	28/2/14	C	899	200,000.00		
4.680.252.2211100.100	MESHACK MUNYIKOMBO	Committee Allowances	28/2/14	C	900	100,000.00		
4.680.252.2211100.100	MESHACK MUNYIKOMBO	Committee Allowances	28/3/14	C	920	200,000.00		
4.680.252.2211100.100	MESHACK MUNYIKOMBO	Committee Allowances	28/3/14	C	921	80,250.00		
4.680.252.2211100.100	MESHACK MUNYIKOMBO	Committee Allowances	28/3/14	C	926	75,000.00		
4.680.252.2211100.100	MESHACK MUNYIKOMBO	Committee Allowances	7/4/2014	C	932	148,000.00		
4.680.252.2211100.100	MESHACK MUNYIKOMBO	Committee Allowances	7/4/2014	C	933	200,000.00		
4.680.252.2211100.100	MESHACK MUNYIKOMBO	Committee Allowances	7/4/2014	C	934	200,000.00		
4.680.252.2211100.100	MESHACK MUNYIKOMBO	Committee Allowances	7/4/2014	C	935	200,000.00		
4.680.252.2211100.100	MESHACK MUNYIKOMBO	Committee Allowances	7/4/2014	C	936	60,000.00		
4.680.252.2211100.100	MESHACK MUNYIKOMBO	Committee Allowances	7/4/2014	C	937	200,000.00		
4.680.252.2211100.100	MESHACK MUNYIKOMBO	Committee Allowances	7/4/2014	C	938	200,000.00		
4.680.252.2211100.100	MESHACK MUNYIKOMBO	Committee Allowances	7/4/2014	C	939	100,000.00		
4.680.252.2211100.100	MESHACK MUNYIKOMBO	Committee Allowances	30/4/14	C	959	35,000.00		
4.680.252.2211100.100	MESHACK MUNYIKOMBO	Committee Allowances	20/5/14	C	969	180,000.00		
4.680.252.2211100.100	MESHACK MUNYIKOMBO	Committee Allowances	12/6/2014	C	970	90,000.00		
4.680.252.2211100.100	MESHACK MUNYIKOMBO	Committee Allowances	16/6/14	C	1098	188,500.00		
4.680.252.2211100.100	MESHACK MUNYIKOMBO	Committee Allowances	16/6/14	C	1099	188,500.00		
4.680.252.2211100.100	MESHACK MUNYIKOMBO	Committee Allowances	17/6/14	C	1317	122,200.00		
4.680.252.2211100.100	MESHACK MUNYIKOMBO	Committee Allowances	17/6/14	C	1318	122,000.00		
4.680.252.2211100.100	MESHACK MUNYIKOMBO	Committee Allowances	24/6/14	C	1576	242,000.00		

4.680.252.2211100.100.		TOM MONGARE	ADM		30/4/14.	C		35,000.00		
4.680.252.2211100.100.		TOM MONGARE	ADM		20/5/14.	C		180,000.00		
4.680.252.2211100.100.		TOM MONGARE	ADM		20/5/14.	C		244,200.00		
4.680.252.2211100.100.		TOM MONGARE	ADM		20/5/14.	C		148,000.00		
4.680.251.31111405		TOM MONGARE	STRATEGIC PLAN		20/5/14.	C		500,000.00		
4.680.252.2221101.111.		TOM MONGARE	M & E		20/5/14.	C		660,000.00		
4.680.252.2211100.100.		MARY OCHIENG	ADM		20/5/14.	C		127,500.00		
4.680.252.2211100.100.		TOM MONGARE	ADM		20/5/14.	C		112,000.00		
4.680.252.2211100.100.		TOM MONGARE	ADM		20/5/14.	C		265,000.00		
4.680.252.2211100.100.		TOM MONGARE	ADM		12/6/2014	C		90,000.00		
		Sub Total						5,236,659.00		
	EMERGENCY									
4.680.251.2640200-		OC/DPD MBITA SUB COUNTY	Emergency Projects		24/6/14	373		1639	500,000.00	
4.680.251.2640200-		NGODDHE SDA PRIMARY	Emergency Projects		24/6/14	374		1640	400,000.00	
4.680.251.2640200-		OTIENO KAWANG NYAMAJI SEC	Emergency Projects		24/6/14	375		1641	500,000.00	
4.680.251.2640200-		OBALWANDA SPECIAL PRIMARY SCH	Emergency Projects		24/6/14	376		1642	150,000.00	
4.680.251.2640200-		GLOBAL PACE CO. LTD	Emergency Projects		2 6/14			1670	150,000.00	
		Sub Total						1,700,000.00	1,700,000.00	
	EDUCATION									
4.680.198.3110202-		OLWEYA PRL SCH	Transfer to Primary Schools		20/9/13	460	670	200,000.00		
4.680.198.3110202-		WASAMO PRL SCH	Transfer to Primary Schools		20/9/13	470	676	300,000.00		
4.680.198.3110202-		RAMBIM PRL SCH	Transfer to Primary Schools		20/9/13	471	677	700,000.00		
4.680.198.3110202-		NYAMAJI PRL SCH	Transfer to Primary Schools		20/9/13	473	679	400,000.00		
4.680.198.3110202-		KUGE PRL SCH	Transfer to Primary Schools		20/9/13	475	681	500,000.00		
4.680.198.3110202-		TAKAWIRI PRL SCH	Transfer to Primary Schools		20/9/13	469	675	600,000.00		

4.680.198.3110202-			LAMBWE PRI SCH	Transfer to Primary Schools	30/9/13 477	683	200,000.00	
4.680.198.3110202-			UWI PRI SCH	Transfer to Primary Schools	30/9/13 481	687	200,000.00	
4.680.198.3110202-			KAMASENGRE PRI SCH	Transfer to Primary Schools	30/9/13 482	688	600,000.00	
4.680.198.3110202-			GOT RATENG PRI SCH	Transfer to Primary Schools	30/9/13 486	692	300,000.00	
4.680.198.3110202-			KAMASENGRE PRI SCH	Transfer to Primary Schools	10/10/2013 C	700	200,000.00	
4.680.198.3110202-			EDDIE MEMORIAL PRI SCH	Transfer to Primary Schools	10/10/2013 2	703	200,000.00	
4.680.198.3110202-			KAMAYOGE PRI SCH	Transfer to Primary Schools	10/10/2014 3	704	200,000.00	
4.680.198.3110202-			OGUTA MBARE PRI SCH	Transfer to Primary Schools	31/10/13 7	728	300,000.00	
4.680.198.3110202-			KITENYI PRI SCH	Transfer to Primary Schools	11/2/2014 3	784	600,000.00	
4.680.198.3110202-			ALERO PRI SCH	Transfer to Primary Schools	11/2/2014 4	785	400,000.00	
4.680.198.3110202-			RINGITI PRI SCH	Transfer to Primary Schools	11/2/2014 5	786	200,000.00	
4.680.198.3110202-			GENGE PRI SCH	Transfer to Primary Schools	11/2/2014 6	788	200,000.00	
4.680.198.3110202-			PONGE PRI SCH	Transfer to Primary Schools	11/2/2014 7	789	200,000.00	
4.680.198.3110202-			OCHIENG ODIERE PRI SCH	Transfer to Primary Schools	11/2/2014 16	800	200,000.00	
4.680.198.3110202-			REMBA PRI SCH	Transfer to Primary Schools	11/2/2014 17	801	600,000.00	
4.680.198.3110202-			REMBA PRI SCH	Transfer to Primary Schools	11/2/2014 17	802	600,000.00	
4.680.198.3110202-			KAMSAMA PRI SCH	Transfer to Primary Schools	11/2/2014 18	803	200,000.00	
4.680.198.3110202-			MAUTA PRI SCH	Transfer to Primary Schools	11/2/2014 19	804	600,000.00	
4.680.198.3110202-			OBAMBO PRI SCH	Transfer to Primary Schools	11/2/2014 20	805	500,000.00	
4.680.198.3110202-			KIWARU PRI SCH	Transfer to Primary Schools	11/2/2014 21	806	600,000.00	
4.680.198.3110202-			REMBA PRI SCH	Transfer to Primary Schools	11/2/2014 22	807	400,000.00	
4.680.198.3110202-			WAONDO PRI SCH	Transfer to Primary Schools	11/2/2014 23	808	500,000.00	
4.680.198.3110202-			SENA PRI SCH	Transfer to Primary Schools	11/2/2014 24	809	600,000.00	

4.680.198.3110202-		KAKIMBA PRI SCH	Transfer to Primary Schools	11/2/2014	25	810	600,000.00		
4.680.198.3110202-		NYAMUGA SPECIAL SCH	Transfer to Primary Schools	11/2/2014	26	811	200,000.00		
4.680.198.3110202-		MISORI PRI SCH	Transfer to Primary Schools	11/2/2014	27	812	600,000.00		
4.680.198.3110202-		UGINA PRI SCH	Transfer to Primary Schools	11/2/2014	28	813	600,000.00		
4.680.198.3110202-		KAGUNGU PRI SCH	Transfer to Primary Schools	20/2/14	30	815	600,000.00		
4.680.198.3110202-		KAKRIGU PRI SCH	Transfer to Primary Schools	20/2/14	32	818	600,000.00		
4.680.198.3110202-		LUGONZI ECD PRI	Transfer to Primary Schools	20/2/14	34	820	200,000.00		
4.680.198.3110202-		RINGA PRI SCH	Transfer to Primary Schools	20/2/14	35	821	700,000.00		
4.680.198.3110202-		WASAMO PRI SCH	Transfer to Primary Schools	20/2/14	36	822	600,000.00		
4.680.198.3110202-		MASISI PRI SCH	Transfer to Primary Schools	20/2/14	37	823	600,000.00		
4.680.198.3110202-		SOKLO PRI	Transfer to Primary Schools	20/2/14	38	825	600,000.00		
4.680.198.3110202-		WASARIA PRI SCH	Transfer to Primary Schools	20/2/14	40	827	300,000.00		
4.680.198.3110202-		KASWANGA PRI SCH	Transfer to Primary Schools	20/2/14	41	828	200,000.00		
4.680.198.3110202-		UYA PRI SCH	Transfer to Primary Schools	20/2/14	43	830	200,000.00		
4.680.198.3110202-		NYAHERA PRI SCH	Transfer to Primary Schools	20/2/14	44	831	600,000.00		
4.680.198.3110202-		NYAHERA PRI SCH	Transfer to Primary Schools	20/2/14	45	832	200,000.00		
4.680.198.3110202-		SULWE PRI SCH	Transfer to Primary Schools	20/2/14	46	833	200,000.00		
4.680.198.3110202-		OGANDO PRI SCH	Transfer to Primary Schools	20/2/14	48	835	300,000.00		
4.680.198.3110202-		WANDIJI PRI SCH	Transfer to Primary Schools	20/2/14	49	836	200,000.00		
4.680.198.3110202-		WARINGA PRI SCH	Transfer to Primary Schools	20/2/14	50	837	200,000.00		
4.680.198.3110202-		BEDIE PRI SCH	Transfer to Primary Schools	20/2/14	51	838	200,000.00		
4.680.198.3110202-		KISAKA PRI SCH	Transfer to Primary Schools	20/2/14	52	839	300,000.00		
4.680.198.3110202-		NYAYIEMBA PRI SCH	Transfer to Primary Schools	20/2/14	53	840	400,000.00		

4.680.198.3110202-			GOT KOPOLO PRI SCH	Transfer to Primary Schools	20/2/14 54	841		200,000.00	
4.680.198.3110202-			NYASENJA PRI SCH	Transfer to Primary Schools	20/2/14 55	842		200,000.00	
4.680.198.3110202-			WAKULA PRI SCH	Transfer to Primary Schools	20/2/14 56	843		400,000.00	
4.680.198.3110202-			NYADENGA PRI SCH	Transfer to Primary Schools	20/2/14 57	845		300,000.00	
4.680.198.3110202-			POWO PRI SCH	Transfer to Primary Schools	20/2/14 58	846		400,000.00	
4.680.198.3110202-			OSODO PRI SCH	Transfer to Primary Schools	20/2/14 59	847		300,000.00	
4.680.198.3110202-			NDHURU PRI SCH	Transfer to Primary Schools	20/2/14 61	849		200,000.00	
4.680.198.3110202-			WAKIANGATA PRI SCH	Transfer to Primary Schools	20/2/14 63	851		300,000.00	
4.680.198.3110202-			WAKIANGATA PRI SCH	Transfer to Primary Schools	20/2/14 64	852		600,000.00	
4.680.198.3110202-			NYAKWERI PRI SCH	Transfer to Primary Schools	20/2/14 65	853		300,000.00	
4.680.198.3110202-			MISISI PRI SCH	Transfer to Primary Schools	20/2/14 66	854		600,000.00	
4.680.198.3110202-			BONDO PRI SCH	Transfer to Primary Schools	28/3/14 12	913		400,000.00	
4.680.198.3110202-			WAMWANGA PRI SCH	Transfer to Primary Schools	28/3/14 13	914		300,000.00	
4.680.198.3110202-			EDDIE MEMORIAL PRI SCH	Transfer to Primary Schools	28/3/14 14	915		400,000.00	
4.680.198.3110202-			NYAHERA PRI SCH	Transfer to Primary Schools	7/4/2014 1	928		600,000.00	
4.680.198.3110202-			SUB COUNTY DIRECTOR OF EDUC	Transfer to Primary Schools	7/4/2014 3	930		100,000.00	
4.680.198.3110202-			WAKIANGATA PRI SCH	Transfer to Primary Schools	12/5/2014 3	964		600,000.00	
4.680.198.3110202-			NGODHE PRI SCH	Transfer to Primary Schools	12/6/2014 20	993		600,000.00	
4.680.198.3110202-			WAIGA PRI SCH	Transfer to Primary Schools	12/6/2014 23	996		200,000.00	
			Sub Total					27,500,000.00	
4.680.198.3110202-			ANDIGO TJ CONSTRUCTION	EDUCATION	10/9/2013	304	509	222,146.00	

4.680.198.3110202-		JAWUOR HANDLERS	EDUCATION	28/10/13	5	708	460,000.00		
4.680.198.3110202-		DUT ENG. WORKS	EDUCATION	31/12/13	6	768	662,940.00		
4.680.198.3110202-		DUT ENG. WORKS	RETENTION	31/12/13		769	73,660.00		
4.680.198.3110202-		DUT ENG. WORKS	EDUCATION	12/5/2014	7	968	540,212.00		
4.680.198.3110202-		HON OTIENO KAJWANG NYAMAJI SEC	Transfer to Sec. Schools	20/9/13	459	669	600,000.00		
4.680.198.3110202-		UOZI SEC SCH	Transfer to Sec. Schools	20/9/13	467	673	600,000.00		
4.680.198.3110202-		WAKULA SEC SCH	Transfer to Sec. Schools	20/9/13	468	674	600,000.00		
4.680.198.3110202-		OGOLA JASEME SEC	Transfer to Sec. Schools	30/9/13	483	689	600,000.00		
4.680.198.3110202-		RAPORA SEC SCH	Transfer to Sec. Schools	30/9/13	476	682	600,000.00		
4.680.198.3110202-		FR. TILLEN SEC SCH	Transfer to Sec. Schools	30/9/13	484	690	377,854.00		
4.680.198.3110202-		USAO SEC SCH	Transfer to Sec. Schools	30/9/13	485	691	600,000.00		
4.680.198.3110202-		NYASUMBI SEC SCH	Transfer to Sec. Schools	10/10/2013	1	702	600,000.00		
4.680.198.3110202-		UTAJO SEC SCH	Transfer to Sec. Schools	10/10/2013	4	707	600,000.00		
4.680.198.3110202-		NYAMASARE SEC SCH	Transfer to Sec. Schools	10/10/2013	6	727	300,000.00		
4.680.198.3110202-		AMB. PAMELA MBOYA SEC	Transfer to Sec. Schools	31/12/13	4	760	600,000.00		
4.680.198.3110202-		AMB. PAMELA MBOYA SEC	Transfer to Sec. Schools	31/12/13	4	761	400,000.00		
4.680.198.3110202-		AMB. PAMELA MBOYA SEC	Transfer to Sec. Schools	31/12/13	5	765	800,000.00		
4.680.198.3110202-		AMB. PAMELA MBOYA SEC	Transfer to Sec. Schools	31/12/13	5	766	800,000.00		
4.680.198.3110202-		AMB. PAMELA MBOYA SEC	Transfer to Sec. Schools	31/12/13	5	767	400,000.00		
4.680.198.3110202-		WAKULA MIXED SEC	Transfer to Sec. Schools	11/2/2014	12	796	600,000.00		
4.680.198.3110202-		NYADENGA SEC SCH	Transfer to Sec. Schools	11/2/2014	15	799	600,000.00		
4.680.198.3110202-		LAMBWE SEC SCH	Transfer to Sec. Schools	11/2/2014	29	814	200,000.00		

4.680.198.3110202-			WAONDO SEC SCH	Transfer to Sec. Schools	20/2/14 33	819	200,000.00	
4.680.198.3110202-			NDHURU SEC SCH	Transfer to Sec. Schools	20/2/14 39	826	600,000.00	
4.680.198.3110202-			KASWANGA SEC SCH	Transfer to Sec. Schools	20/2/14 69	857	600,000.00	
4.680.198.3110202-			KAKIMBA SEC SCH	Transfer to Sec. Schools	28/2/14 70	858	600,000.00	
4.680.198.3110202-			WANDIJI SEC SCH	Transfer to Sec. Schools	28/2/14 71	859	500,000.00	
4.680.198.3110202-			RUSINGA GIRLS SEC SCH	Transfer to Sec. Schools	28/2/14 72	860	1,000,000.00	
4.680.198.3110202-			KAMATO SEC SCH	Transfer to Sec. Schools	28/2/14 75	863	600,000.00	
4.680.198.3110202-			KAMATO SEC SCH	Transfer to Sec. Schools	28/2/14 76	864	400,000.00	
4.680.198.3110202-			OGONGO SEC SCH	Transfer to Sec. Schools	28/2/14 77	865	200,000.00	
4.680.198.3110202-			NYAKWERI SEC SCH	Transfer to Sec. Schools	28/2/14 78	867	600,000.00	
4.680.198.3110202-			MAUTA SEC SCH	Transfer to Sec. Schools	28/2/14 79	868	300,000.00	
4.680.198.3110202-			SENA SEC SCH	Transfer to Sec. Schools	28/2/14 80	869	600,000.00	
4.680.198.3110202-			RAPORA MIXED SCH	Transfer to Sec. Schools	28/2/14 81	870	600,000.00	
4.680.198.3110202-			KAMATA MIXED SCH	Transfer to Sec. Schools	28/2/14 82	871	500,000.00	
4.680.198.3110202-			OGONGO SEC SCH	Transfer to Sec. Schools	28/2/14 83	872	500,000.00	
4.680.198.3110202-			OGONGO SEC SCH	Transfer to Sec. Schools	28/2/14 83	873	500,000.00	
4.680.198.3110202-			KAYANJA SEC SCH	Transfer to Sec. Schools	28/2/14 84	875	300,000.00	
4.680.198.3110202-			RUSINGA GIRLS SEC SCH	Transfer to Sec. Schools	28/2/14 2	902	300,000.00	
4.680.198.3110202-			OGOLA JASEME SEC	Transfer to Sec. Schools	28/3/14 8	908	300,000.00	
4.680.198.3110202-			KASWANGA GIRLS SEC	Transfer to Sec. Schools	28/3/14 9	909	300,000.00	
4.680.198.3110202-			NYAMASARE GIRLS SEC	Transfer to Sec. Schools	28/3/14 10	911	500,000.00	
4.680.198.3110202-			NYAMASARE GIRLS SEC	Transfer to Sec. Schools	28/3/14 11	912	500,000.00	
4.680.198.3110202-			WASAMO GIRLS SEC	Transfer to Sec. Schools	7/4/2014 2	929	400,000.00	

4.680.198.3110202-		OGONGO MIXED SEC	Transfer to Sec. Schools	12/5/2014	5	966	500,000.00		
4.680.198.3110202-		WAWARE MIXED SEC	Transfer to Sec. Schools	12/5/2014	6	967	600,000.00		
		Sub Total					23,836,812.00	23,836,812.00	
	HEALTH								
4.680.198.3110202-		WAWARE DISPENSARY	Transfer to Health Institutions	31/10/13	8	729	400,000.00		
4.680.198.3110202-		KAJUMBI DISPENSARY	Transfer to Health Institutions	11/2/2014	10	794	700,000.00		
4.680.198.3110202-		DWELE HEALTH CENTER	Transfer to Health Institutions	20/2/14	31	817	300,000.00		
4.680.198.3110202-		KITARE HEALTH CENTER	Transfer to Health Institutions	28/2/14	47	834	250,000.00		
4.680.198.3110202-		USAO HEALTH CENTER	Transfer to Health Institutions	28/2/14	60	848	200,000.00		
4.680.198.3110202-		YOKIA DISPENSARY	Transfer to Health Institutions	28/2/14	73	861	600,000.00		
4.680.198.3110202-		WAMAE DISPENSARY	Transfer to Health Institutions	28/2/14	74	862	800,000.00		
4.680.198.3110202-		DWELE HEALTH CENTER	Transfer to Health Institutions	28/3/14	C	901	300,000.00		
4.680.198.3110202-		MBITA HEALTH CENTER	Transfer to Health Institutions	23/4/14	15	950	800,000.00		
4.680.198.3110202-		KAJUMBI DISPENSARY	Transfer to Health Institutions	12/6/2014	22	995	400,000.00		
4.680.198.3110202-		KAJUMBI DISPENSARY	Transfer to Health Institutions		25	999	700,000.00		
		Sub Total					5,450,000.00	5,450,000.00	

4.680.198.3110202-		ALARIA BMU	ENVI	28/2/14	42	829	100,000.00		
4.680.198.3110202-		KIGODA BEACH MGMT	ENVI	28/3/14	3	903	100,000.00		
4.680.198.3110202-		OLAMBWE BNU	ENVI	28/3/14	4	904	125,000.00		
4.680.198.3110202-		KIUMBA BMU	ENVI	28/3/14	5	905	125,000.00		
4.680.198.3110202-		WAKONDO BMU	ENVI	28/3/14	6	906	100,000.00		
4.680.198.3110202-		KOGALO BMU	ENVI	28/3/14	7	907	100,000.00		
		Sub Total					850,000.00	850,000.00	
	BURSARY								
4.680.198.2640101-		ST STEPHEN KIRINDO	SECONDARY	2/9/2013.	34	233	3,000.00		
4.680.198.2640101-		NYANDENGA MIXED SEC	SECONDARY	2/9/2013.	35	234	15,000.00		
4.680.198.2640101-		ST MARYS NYAMOGO GIRLS	SECONDARY	2/9/2013.	36	235	5,000.00		
4.680.198.2640101-		ST AUGUSTINE NYAMOGO	SECONDARY	2/9/2013.	37	236	5,000.00		
4.680.198.2640101-		MOI GIRLS SCH SINDO	SECONDARY	2/9/2013.	41	240	125,000.00		
4.680.198.2640101-		RAPORA SEC	SECONDARY	5/9/13.	44	243	75,000.00		
4.680.198.2640101-		MBITA HIGH SCHOOL	SECONDARY	5/9/13.	67	266	15,000.00		
4.680.198.2640101-		WAONDO SEC	SECONDARY	5/9/13.	68	267	10,000.00		
4.680.198.2640101-		KIKOMA MIXED SEC	SECONDARY	5/9/13.	69	268	120,000.00		
4.680.198.2640101-		MARANDA HIGH SCHOOL	SECONDARY	5/9/13.	71	270	5,000.00		
4.680.198.2640101-		ST JOSEPH GIRLS	SECONDARY	5/9/13.	72	271	5,000.00		
4.680.198.2640101-		ST STEPHEN KIRINDO	SECONDARY	5/9/13.	73	272	30,000.00		
4.680.198.2640101-		OGONGO MIXED SEC	SECONDARY	5/9/13.	75	274	40,000.00		

4.680.198.2640101-				NYAGWETHE MIXED SEC	SECONDARY	5/9/13.	76	275	5,000.00	
4.680.198.2640101-				KARIOBANGI NORTH GIRLS	SECONDARY	6/9/13.	85	284	5,000.00	
4.680.198.2640101-				OTHORO MIXED	SECONDARY	6/9/13.	86	285	5,000.00	
4.680.198.2640101-				ST FRANCIS GIRLS MANGU	SECONDARY	6/9/13.	89	288	5,000.00	
4.680.198.2640101-				NGODHE MIXED SEC	SECONDARY	6/9/13.	90	289	5,000.00	
4.680.198.2640101-				ST FRANCIS NYAMOGO GIRLS	SECONDARY	6/9/13.	91	290	5,000.00	
4.680.198.2640101-				LAMBWE SEC SCH	SECONDARY	6/9/13.	92	291	5,000.00	
4.680.198.2640101-				LIMURU GIRLS HIGH SCHOOL	SECONDARY	6/9/13.	93	292	10,000.00	
4.680.198.2640101-				ST STEPHEN KIRINDO	SECONDARY	8/9/13.	224	425	5,000.00	
4.680.198.2640101-				RAPORA MIXED SEC	SECONDARY	8/9/13.	247	449	40,000.00	
4.680.198.2640101-				HON KAJWANG NYAMAJI	SECONDARY	8/9/13.	248	450	40,000.00	
4.680.198.2640101-				SHIMO LA TEWA SEC	SECONDARY	8/9/13.	250	452	5,000.00	
4.680.198.2640101-				ST JOSEPH RAPOGI HIGH	SECONDARY	8/9/13.	252	454	15,000.00	
4.680.198.2640101-				ST MARYS LWAK GIRLS	SECONDARY	8/9/13.	253	455	25,000.00	
4.680.198.2640101-				WAWARE SEC. SCHOOL	SECONDARY	8/9/13.	256	458	5,000.00	
4.680.198.2640101-				KISUMU GIRLS HIGH SCHOOL	SECONDARY	8/9/13.	257	459	5,000.00	
4.680.198.2640101-				ST WILLIAMS OSODO	SECONDARY	8/9/13.	258	460	10,000.00	
4.680.198.2640101-				NAYA SECONDARY SCH.	SECONDARY	8/9/13.	259	461	5,000.00	
4.680.198.2640101-				MBITA HIGH SCHOOL	SECONDARY	8/9/13.	262	465	5,000.00	
4.680.198.2640101-				ICHUNI GIRLS HIGH	SECONDARY	8/9/13.	263	466	5,000.00	
4.680.198.2640101-				TOM MBOYA SEC	SECONDARY	8/9/13.	264	467	25,000.00	

4.680.198.2640101-		OYUGI OGANGOGIRLS	SECONDARY	8/9/13.	265	468	5,000.00		
4.680.198.2640101-		NYAMARAMBA SEC	SECONDARY	8/9/13.	266	469	5,000.00		
4.680.198.2640101-		NYAKONGO GIRLS SEC. SCH.	SECONDARY	8/9/13.	267	470	5,000.00		
4.680.198.2640101-		NYABERA GIRLS	SECONDARY	8/9/13.	268	471	5,000.00		
4.680.198.2640101-		NYABOLA GIRLS	SECONDARY	8/9/13.	269	472	5,000.00		
4.680.198.2640101-		ST JOSEPH GIRLS	SECONDARY	8/9/13.	270	473	10,000.00		
4.680.198.2640101-		KENYA HIGH SCH	SECONDARY	8/9/13.	274	477	20,000.00		
4.680.198.2640101-		INGOTSE HIGH SCH	SECONDARY	8/9/13.	276	479	5,000.00		
4.680.198.2640101-		JOYLAND SPECIAL SEC	SECONDARY	8/9/13.	278	481	5,000.00		
4.680.198.2640101-		ALLIANCE BOYS HIGH SCHOOL	SECONDARY	8/9/13.	279	482	5,000.00		
4.680.198.2640101-		LAMBWE SEC SCH	SECONDARY	10/9/13.	288	492	35,000.00		
4.680.198.2640101-		MANYATTA SEC SCH	SECONDARY	10/9/13.	290	494	5,000.00		
4.680.198.2640101-		ALUOR GIRLS	SECONDARY	10/9/13.	291	495	5,000.00		
4.680.198.2640101-		AMB. PAMELA MBOYA	SECONDARY	10/9/13.	292	496	20,000.00		
4.680.198.2640101-		OBISA SEC SCH	SECONDARY	10/9/13.	293	497	5,000.00		
4.680.198.2640101-		OGANDE GIRLS SEC	SECONDARY	10/9/13.	294	498	10,000.00		
4.680.198.2640101-		ST MARYS DEDE GIRLS SEC	SECONDARY	10/9/13.	295	499	5,000.00		
4.680.198.2640101-		UOZI MIXED SEC	SECONDARY	10/9/13.	297	501	80,000.00		
4.680.198.2640101-		NYAMASARE GIRLS SEC	SECONDARY	10/9/13.	300	504	70,000.00		
4.680.198.2640101-		NYATOTO MIXED SEC	SECONDARY	10/9/13.	301	505	10,000.00		
4.680.198.2640101-		MBITA HIGH SCHOOL	SECONDARY	10/9/13.	305	510	10,000.00		
4.680.198.2640101-		ST MATHEWS ACK WEBUYE	SECONDARY	10/9/13.	310	515	5,000.00		

4.680.198.2640101-			ST MARGARET GIRLS SEC	SECONDARY	10/9/13.	311	516	5,000.00		
4.680.198.2640101-			ST NICHOLAS MARAGWA	SECONDARY	10/9/13.	312	517	5,000.00		
4.680.198.2640101-			KEVEYE GIRLS	SECONDARY	10/9/13.	315	520	5,000.00		
4.680.198.2640101-			KIRINDO SEC	SECONDARY	10/9/13.	316	521	145,000.00		
4.680.198.2640101-			LWALA MIXED	SECONDARY	10/9/13.	317	522	5,000.00		
4.680.198.2640101-			KASWANGA GIRLS SEC	SECONDARY	10/9/13.	320	525	50,000.00		
4.680.198.2640101-			KANYAWANGA HIGH SCH	SECONDARY	10/9/13.	322	527	15,000.00		
4.680.198.2640101-			MASENO SCHOOL	SECONDARY	10/9/13.	323	528	5,000.00		
4.680.198.2640101-			CHIANDA HIGH SCHOOL	SECONDARY	10/9/13.	328	533	5,000.00		
4.680.198.2640101-			KAYANJA MIXED	SECONDARY	10/9/13.	330	535	115,000.00		
4.680.198.2640101-			ADIEDO MIXED	SECONDARY	10/9/13.	333	538	5,000.00		
4.680.198.2640101-			MARANDA HIGH SCHOOL	SECONDARY	10/9/13.	334	539	5,000.00		
4.680.198.2640101-			MAWEGO GIRLS	SECONDARY	10/9/13.	336	541	5,000.00		
4.680.198.2640101-			DUDI GIRLS	SECONDARY	10/9/13.	337	542	5,000.00		
4.680.198.2640101-			ISIBANIA BOYS	SECONDARY	10/9/13.	338	543	5,000.00		
4.680.198.2640101-			DEDE GIRLS SEC	SECONDARY	10/9/13.	339	544	5,000.00		
4.680.198.2640101-			KAKIIMBA SEC	SECONDARY	10/9/13.	341	546	85,000.00		
4.680.198.2640101-			KIBUON SEC SCH	SECONDARY	10/9/13.	342	547	5,000.00		
4.680.198.2640101-			LIONS HIGH SCHOOL	SECONDARY	10/9/13.	343	548	5,000.00		
4.680.198.2640101-			KORU GIRLS HIGH	SECONDARY	10/9/13.	344	549	5,000.00		
4.680.198.2640101-			HON KAJWANG NYAMAJI	SECONDARY	10/9/13.	345	550	20,000.00		
4.680.198.2640101-			GINGO MIXED SEC.SCHOOL	SECONDARY	10/9/13.	346	551	35,000.00		
4.680.198.2640101-			NYAMONYE GIRLS SEC. SCH	SECONDARY	10/9/13.	348	553	5,000.00		

4.680.198.2640101-		ST FRANCIS RANGALA GIRLS	SECONDARY	10/9/13.	349	554	5,000.00		
4.680.198.2640101-		USAO SEC SCH	SECONDARY	10/9/13.	350	555	40,000.00		
4.680.198.2640101-		HIGHWAY H. SCH	SECONDARY	10/9/13.	351	556	5,000.00		
4.680.198.2640101-		LUGULU GIRLS HIGH	SECONDARY	10/9/13.	352	557	10,000.00		
4.680.198.2640101-		GETHSEMANE HIGH SCH	SECONDARY	10/9/13.	353	558	55,000.00		
4.680.198.2640101-		GENDIA SEC	SECONDARY	10/9/13.	354	559	5,000.00		
4.680.198.2640101-		FR. TILLEN MIXED	SECONDARY	10/9/13.	355	560	50,000.00		
4.680.198.2640101-		GAMBA MIXED SEC	SECONDARY	10/9/13.	356	561	5,000.00		
4.680.198.2640101-		ENOOSEAN SEC	SECONDARY	10/9/13.	357	562	5,000.00		
4.680.198.2640101-		KAKRAO MIXED	SECONDARY	10/9/13.	363	568	5,000.00		
4.680.198.2640101-		ST JOSEPH RAKWARO	SECONDARY	10/9/13.	364	569	5,000.00		
4.680.198.2640101-		KODERO OBARA HIGH	SECONDARY	10/9/13.	365	570	10,000.00		
4.680.198.2640101-		KUOYO KOCHIA SEC	SECONDARY	10/9/13.	366	571	25,000.00		
4.680.198.2640101-		BONDO SEC	SECONDARY	10/9/13.	368	573	5,000.00		
4.680.198.2640101-		GOD NGOCHE GIRLS	SECONDARY	10/9/13.	369	574	5,000.00		
4.680.198.2640101-		KAMATO MIXED	SECONDARY	10/9/13.	370	575	30,000.00		
4.680.198.2640101-		NYAMIRA GIRLS SEC. SCH.	SECONDARY	10/9/13.	371	576	10,000.00		
4.680.198.2640101-		MAGARE GIRLS SEC	SECONDARY	10/9/13.	375	580	10,000.00		
4.680.198.2640101-		AGORO SARE HIGH	SECONDARY	10/9/13.	379	584	15,000.00		
4.680.198.2640101-		BISHOP OKULU MAGARE	SECONDARY	10/9/13.	380	585	5,000.00		
4.680.198.2640101-		KANGESA BOYS	SECONDARY	10/9/13.	381	586	5,000.00		
4.680.198.2640101-		NDHURU MIXED SEC	SECONDARY	10/9/13.	382	587	30,000.00		
4.680.198.2640101-		MSARE SEC SCH	SECONDARY	10/9/13.	383	588	5,000.00		

4.680.198.2640101-		ST IGNATIUS LOYOLA SEC	SECONDARY	10/9/13.	384	589	5,000.00	
4.680.198.2640101-		OGONGO SEC SCH	SECONDARY	10/9/13.	385	590	310,000.00	
4.680.198.2640101-		WAWARE SEC. SCHOOL	SECONDARY	10/9/13.	387	592	110,000.00	
4.680.198.2640101-		NGINA GIRLS SEC	SECONDARY	10/9/13.	388	593	5,000.00	
4.680.198.2640101-		TONGA SEC SCH	SECONDARY	10/9/13.	390	595	5,000.00	
4.680.198.2640101-		KIANYUMBA MIXED SEC SCH	SECONDARY	10/9/13.	393	598	10,000.00	
4.680.198.2640101-		ST MATHIAS GIRLS SEC	SECONDARY	10/9/13.	394	599	5,000.00	
4.680.198.2640101-		WANDIJI SEC	SECONDARY	10/9/13.	395	600	50,000.00	
4.680.198.2640101-		ST ALBERT ULANDO GIRLS	SECONDARY	10/9/13.	396	601	10,000.00	
4.680.198.2640101-		WAKULA SEC SCH	SECONDARY	10/9/13.	397	602	105,000.00	
4.680.198.2640101-		HOMABAY HIGH	SECONDARY	10/9/13.	398	603	5,000.00	
4.680.198.2640101-		GOT KOJOWI SEC	SECONDARY	10/9/13.	399	604	5,000.00	
4.680.198.2640101-		KAMASENGRE MIXED	SECONDARY	10/9/13.	400	605	120,000.00	
4.680.198.2640101-		NYAKWAKA GIRLS SEC	SECONDARY	14/9/13.	402	607	5,000.00	
4.680.198.2640101-		MBITA HIGH SCHOOL	SECONDARY	14/9/13.	403	608	80,000.00	
4.680.198.2640101-		OYUGI OGONGO GIRLS	SECONDARY	14/9/13.	404	609	5,000.00	
4.680.198.2640101-		WASAMO GIRLS SEC	SECONDARY	14/9/13.	407	612	70,000.00	
4.680.198.2640101-		WIOBIERO SEC SCH	SECONDARY	14/9/13.	408	613	15,000.00	
4.680.198.2640101-		NGODHE SEC SCH	SECONDARY	14/9/13.	409	614	105,000.00	
4.680.198.2640101-		KISUMU BOYS HIGH SCHOOL	SECONDARY	14/9/13.	411	616	5,000.00	
4.680.198.2640101-		KISUMU GIRLS HIGH SCHOOL	SECONDARY	14/9/13.	413	618	10,000.00	
4.680.198.2640101-		NYABISAWA GIRLS	SECONDARY	14/9/13.	414	619	15,000.00	
4.680.198.2640101-		OJODE PALA SEC SCH	SECONDARY	14/9/13.	417	622	5,000.00	

4.680.198.2640101-		PE HILL HIGH SCH	SECONDARY	14/9/13.	418	623	5,000.00		
4.680.198.2640101-		ORUBA SEC SCH	SECONDARY	14/9/13.	419	624	5,000.00		
4.680.198.2640101-		OTOK SEC SCH	SECONDARY	14/9/13.	420	625	5,000.00		
4.680.198.2640101-		WAONDO SEC SCH	SECONDARY	14/9/13.	421	627	150,000.00		
4.680.198.2640101-		TOM MBOYA SEC	SECONDARY	14/9/13.	422	628	100,000.00		
4.680.198.2640101-		NYAKACH GIRLS SEC. SCH.	SECONDARY	14/9/13.	423	629	5,000.00		
4.680.198.2640101-		RINGA BOYS SEC	SECONDARY	14/9/13.	426	632	5,000.00		
4.680.198.2640101-		SENA MIXED SEC	SECONDARY	14/9/13.	428	634	35,000.00		
4.680.198.2640101-		SAWAGONGO HIGH SCHOOL	SECONDARY	14/9/13.	429	635	10,000.00		
4.680.198.2640101-		ST AMBROSE GOT RABUOR	SECONDARY	14/9/13.	430	636	10,000.00		
4.680.198.2640101-		SAMANGA MIXED SEC	SECONDARY	14/9/13.	431	637	5,000.00		
4.680.198.2640101-		ST ANGELA SENGERE GIRLS	SECONDARY	14/9/13.	432	638	5,000.00		
4.680.198.2640101-		CARDINAL OTUNGA HIGH	SECONDARY	14/9/13.	433	639	5,000.00		
4.680.198.2640101-		ST WILLIAMS OSODO	SECONDARY	14/9/13.	434	640	80,000.00		
4.680.198.2640101-		MAUTA MIXED SEC	SECONDARY	14/9/13.	435	641	25,000.00		
4.680.198.2640101-		NYAGWETHE MIXED SEC	SECONDARY	14/9/13.	436	642	5,000.00		
4.680.198.2640101-		NYABURURU GIRLS HIGH SCHOOL	SECONDARY	14/9/13.	437	643	5,000.00		
4.680.198.2640101-		NYAKWERI MIXED SEC	SECONDARY	14/9/13.	439	646	65,000.00		
4.680.198.2640101-		ST ANNES MUSOLI SEC	SECONDARY	14/9/13.	440	647	5,000.00		
4.680.198.2640101-		BAHATI GIRLS	SECONDARY	20/9/13.	441	648	10,000.00		
4.680.198.2640101-		FRIENDS SEC SCH	SECONDARY	20/9/13.	442	649	5,000.00		
4.680.198.2640101-		OGONGO SEC SCH	SECONDARY	20/9/13.	444	651	80,000.00		

4.680.198.2640101-			MARANDA HIGH SCHOOL	SECONDARY	20/9/13.	445	652	10,000.00	
4.680.198.2640101-			ST JOSEPH KAKRIGU	SECONDARY	20/9/13.	446	653	5,000.00	
4.680.198.2640101-			SAWAGONGO HIGH SCHOOL	SECONDARY	20/9/13.	448	655	5,000.00	
4.680.198.2640101-			WAKULA SEC SCH	SECONDARY	20/9/13.	449	656	155,000.00	
4.680.198.2640101-			OTIENO KAJWANG NYAMAJI	SECONDARY	20/9/13.	450	657	110,000.00	
4.680.198.2640101-			HILL SCH	SECONDARY	20/9/13.	455	663	10,000.00	
4.680.198.2640101-			MBITA HIGH SCHOOL	SECONDARY	20/9/13.	456	664	30,000.00	
4.680.198.2640101-			KIKOMA MIXED SEC	SECONDARY	20/9/13.	C	666	120,000.00	
4.680.198.2640101-			ST JOHNS RAWARO	SECONDARY	20/9/13.	C	671	5,000.00	
4.680.198.2640101-			ST AUGUSTINE NYAMOGO	SECONDARY	20/9/13.	C	672	5,000.00	
4.680.198.2640101-			MAGUNGA SECONDARY SCH.	SECONDARY	30/9/13.	478	684	10,000.00	
4.680.198.2640101-			OLARE MIXED SEC	SECONDARY	28/10/13.	C	701	5,000.00	
4.680.198.2640101-			MARANDA HIGH SCHOOL	SECONDARY	28/10/13.	C	711	5,000.00	
4.680.198.2640101-			OLARE MIXED SEC	SECONDARY	28/10/13.	C	712	5,000.00	
4.680.198.2640101-			KAMASENGRE MIXED	SECONDARY	28/10/13.	C	715	5,000.00	
4.680.198.2640101-			KISUMU DAY SEC SCH	SECONDARY	28/10/13.		718	5,000.00	
4.680.198.2640101-			MINYENYA SEC SCH	SECONDARY	28/10/13.		719	5,000.00	
4.680.198.2640101-			RAPORA SEC SCH	SECONDARY	28/10/13.	C	720	5,000.00	
4.680.198.2640101-			AMB. PAMELA MBOYA	SECONDARY	28/10/13.		721	5,000.00	
4.680.198.2640101-			ST FRANCIS RANGALA GIRLS	SECONDARY	14/11/13.	C	732	5,000.00	
4.680.198.2640101-			WAONDO MIXED SEC	SECONDARY	28/2/14.	C	733	5,000.00	
4.680.198.2640101-			SILVERSTAIN LEBBELS LTD	SECONDARY	28/2/14.	1	770	357,000.00	

4.680.198.2640101-		HON OTIENO KAJWANG	SECONDARY	28/2/14.	C	773	7,000.00		
4.680.198.2640101-		HANDOW SEC SCH	SECONDARY	28/2/14.	C	774	14,000.00		
4.680.198.2640101-		KAKAMEGA HILL ACADEMY	SECONDARY	28/2/14.	C	775	5,000.00		
4.680.198.2640101-		ALLIANCE GIRLS	SECONDARY	28/2/14.	1	781	83,185.00		
4.680.198.2640101-		NYABERA GIRLS	SECONDARY	28/2/14.	90	884	5,000.00		
4.680.198.2640101-		KENYA HIGH SCH	SECONDARY	28/2/14.	92	886	20,000.00		
4.680.198.2640101-		ENOOSEAN SEC	SECONDARY	28/2/14.	93	887	5,000.00		
4.680.198.2640101-		MOI GIRLS SEC	SECONDARY	28/2/14.	94	888	20,000.00		
4.680.198.2640101-		SAWAGONGO HIGH SCHOOL	SECONDARY	28/2/14.	96	890	5,000.00		
4.680.198.2640101-		CHIANDA HIGH SCHOOL	SECONDARY	28/2/14.	97	891	5,000.00		
4.680.198.2640101-		NYABERA GIRLS	SECONDARY	28/2/14.	98	892	5,000.00		
4.680.198.2640101-		ST WILLIAMS OSODO	SECONDARY	28/2/14.	100	894	5,000.00		
4.680.198.2640101-		WIOBIERO SEC SCH	SECONDARY	28/2/14.	101	895	5,000.00		
4.680.198.2640101-		FR. TILLEN MIXED	SECONDARY	23/4/14.	17	927	5,000.00		
4.680.198.2640101-		NYAGOWA LUTHERAN SEC	SECONDARY	23/4/14.	5	940	5,000.00		
4.680.198.2640101-		MBITA HIGH SCHOOL	SECONDARY	23/4/14.	8	943	5,000.00		
4.680.198.2640101-		RIBE SEC SCH	SECONDARY	23/4/14.	9	944	5,000.00		
4.680.198.2640101-		MOI GIRLS SEC	SECONDARY	23/4/14.	11	946	5,000.00		
4.680.198.2640101-		HON OTIENO KAJWANG	SECONDARY	23/4/14.	12	947	5,000.00		
4.680.198.2640101-		NYAMASARE GIRLS SEC	SECONDARY	23/4/14.	13	948	5,000.00		
4.680.198.2640101-		KNUT SUBA	SECONDARY	12/6/14.	2	963	100,000.00		
4.680.198.2640101-		MBITA SEC SCH HEADS ASS.	SECONDARY	12/6/14.	4	965	250,000.00		
4.680.198.2640101-		PROF KAREGA MUTAHU SEC	SECONDARY	12/6/14.	2	971	5,000.00		

4.680.198.2640101-		NYAGONGA SEC SCH	SECONDARY	12/6/14.	3	972	5,000.00	
4.680.198.2640101-		RANEN SEC SCH	SECONDARY	12/6/14.	4	973	5,000.00	
4.680.198.2640101-		RANGALA BOYS	SECONDARY	12/6/14.	6	976	5,000.00	
4.680.198.2640101-		ST JOSEPH RAPOGI HIGH	SECONDARY	12/6/14.	7	978	5,000.00	
4.680.198.2640101-		ST JONES RAKWARO	SECONDARY	12/6/14.	8	979	5,000.00	
4.680.198.2640101-		ST LUCYS RARUOWA GIRLS	SECONDARY	12/6/14.	9	980	5,000.00	
4.680.198.2640101-		GOD NGOCHE GIRLS	SECONDARY	12/6/14.	11	982	5,000.00	
4.680.198.2640101-		GOD BONDO	SECONDARY	12/6/14.	12	983	5,000.00	
4.680.198.2640101-		OYUGIS SEC SCH	SECONDARY	12/6/14.	13	984	5,000.00	
4.680.198.2640101-		RAMBA SEC SCH	SECONDARY	12/6/14.	15	986	5,000.00	
4.680.198.2640101-		RANGWE MIXED SEC	SECONDARY	12/6/14.	16	987	5,000.00	
4.680.198.2640101-		RABUOR SEC SCH	SECONDARY	12/6/14.	17	988	5,000.00	
4.680.198.2640101-		MUSOMA SEC SCH	SECONDARY	12/6/14.	18	989	40,000.00	
4.680.198.2640101-		USAO SEC SCH	SECONDARY	12/6/14.	26	1000	5,000.00	
4.680.198.2640101-		NYAMANGA MIXED SCH	SECONDARY	12/6/14.	27	1001	80,000.00	
4.680.198.2640101-		NDHURU MIXED SEC	SECONDARY	12/6/14.	28	1002	155,000.00	
4.680.198.2640101-		MBITA HIGH SCHOOL	SECONDARY	12/6/14.	29	1003	45,000.00	
4.680.198.2640101-		WANDJI SEC	SECONDARY	12/6/14.	30	1004	50,000.00	
4.680.198.2640101-		LAMBWE SEC SCH	SECONDARY	12/6/14.	31	1005	25,000.00	
4.680.198.2640101-		NYADENGA SEC SCH	SECONDARY	12/6/14.	32	1006	270,000.00	
4.680.198.2640101-		OGONGO SEC SCH	SECONDARY	12/6/14.	33	1007	80,000.00	
4.680.198.2640101-		AMB. PAMELA MBOYA	SECONDARY	12/6/14.	34	1008		

4.680.198.2640101-				NYAKWERI MIXED SEC	SECONDARY	12/6/14.	35	1009	60,000.00	
4.680.198.2640101-				NGODHE SEC SCH	SECONDARY	12/6/14.	36	1010	105,000.00	
4.680.198.2640101-				TOM MBOYA SEC	SECONDARY	12/6/14.	37	1011	155,000.00	
4.680.198.2640101-				OTIENO KAJWANG NYAMAJI	SECONDARY	12/6/14.	38	1012	115,000.00	
4.680.198.2640101-				WASAMO GIRLS SEC	SECONDARY	12/6/14.	39	1013	55,000.00	
4.680.198.2640101-				WAWARE SEC. SCHOOL	SECONDARY	12/6/14.	40	1014	125,000.00	
4.680.198.2640101-				HON OTIENO KAJWANG	SECONDARY	12/6/14.	41	1015	90,000.00	
4.680.198.2640101-				WAONDO MIXED SEC	SECONDARY	12/6/14.	42	1016	175,000.00	
4.680.198.2640101-				PROF KAREGA MUTAHI SEC	SECONDARY	12/6/14.	43	1017	25,000.00	
4.680.198.2640101-				NYAMASARE GIRLS SEC	SECONDARY	12/6/14.	44	1018	120,000.00	
4.680.198.2640101-				FR. TILLEN MIXED	SECONDARY	12/6/14.	45	1019	85,000.00	
4.680.198.2640101-				RUSINGA GIRLS SEC	SECONDARY	12/6/14.	46	1021	25,000.00	
4.680.198.2640101-				WAKULA SEC SCH	SECONDARY	12/6/14.	47	1022	105,000.00	
4.680.198.2640101-				UOZI MIXED SEC	SECONDARY	12/6/14.	48	1023	140,000.00	
4.680.198.2640101-				GETHESEMANE HIGH SCH	SECONDARY	12/6/14.	49	1024	95,000.00	
4.680.198.2640101-				ST JOSEPH GIRLS SEC	SECONDARY	12/6/14.	50	1025	30,000.00	
4.680.198.2640101-				RAPORA SEC SCH	SECONDARY	12/6/14.	51	1026	80,000.00	
4.680.198.2640101-				SENA MIXED SEC	SECONDARY	12/6/14.	52	1027	65,000.00	
4.680.198.2640101-				MAUTA MIXED SEC	SECONDARY	12/6/14.	53	1028	55,000.00	
4.680.198.2640101-				KAYANJA MIXED	SECONDARY	12/6/14.	54	1029	80,000.00	
4.680.198.2640101-				KAMATO MIXED	SECONDARY	12/6/14.	55	1030	50,000.00	
4.680.198.2640101-				KAKIMBA SEC	SECONDARY	12/6/14.	56	1031	145,000.00	

4.680.198.2640101-			KAMASENGRE MIXED	SECONDARY	12/6/14.	57	1032	130,000.00	
4.680.198.2640101-			NYANGOMA LUTHERAN MIXED	SECONDARY	12/6/14.	58	1034	5,000.00	
4.680.198.2640101-			NYABONDO HIGH SCG	SECONDARY	12/6/14.	59	1035	5,000.00	
4.680.198.2640101-			NYALKINYI MIXED SEC	SECONDARY	12/6/14.	60	1036	5,000.00	
4.680.198.2640101-			KIBUON SEC SCH	SECONDARY	12/6/14.	61	1037	5,000.00	
4.680.198.2640101-			KILIMO HIGH SCH	SECONDARY	12/6/14.	62	1038	5,000.00	
4.680.198.2640101-			CHIANDA HIGH SCHOOL	SECONDARY	12/6/14.	65	1041	25,000.00	
4.680.198.2640101-			CHULAIMBO SEC	SECONDARY	12/6/14.	67	1043	5,000.00	
4.680.198.2640101-			DARAJA MBILI HIGH SCH	SECONDARY	12/6/14.	69	1045	5,000.00	
4.680.198.2640101-			DEDE HIGH SCH	SECONDARY	12/6/14.	70	1046	10,000.00	
4.680.198.2640101-			DENIS OBARA SEC	SECONDARY	12/6/14.	71	1047	5,000.00	
4.680.198.2640101-			DUDI GIRLS	SECONDARY	12/6/14.	72	1048	10,000.00	
4.680.198.2640101-			JOEL OMINO SEC SCH	SECONDARY	12/6/14.	74	1050	5,000.00	
4.680.198.2640101-			JOYLAND SPECIAL SEC	SECONDARY	12/6/14.	78	1054	10,000.00	
4.680.198.2640101-			KAKRAO MIXED	SECONDARY	15/6/14.	81	1057	5,000.00	
4.680.198.2640101-			KANGA HIGH SCH	SECONDARY	15/6/14.	83	1059	15,000.00	
4.680.198.2640101-			KANYASREGA NYAKAL SEC	SECONDARY	15/6/14.	85	1061	10,000.00	
4.680.198.2640101-			KASWANGA GIRLS SEC	SECONDARY	15/6/14.	86	1062	50,000.00	
4.680.198.2640101-			KAIMOSI SEC SCH	SECONDARY	15/6/14.	88	1064	5,000.00	
4.680.198.2640101-			OGANDE GIRLS SEC	SECONDARY	15/6/14.	89	1065	10,000.00	
4.680.198.2640101-			OGILO MIXED SEC SCH	SECONDARY	15/6/14.	90	1066	5,000.00	
4.680.198.2640101-			OJODE UNGA MIXED SEC	SECONDARY	15/6/14.	91	1067	5,000.00	

4.680.198.2640101-		OKOK MIXED SEC	SECONDARY	15/6/14.	92	1068	5,000.00		
4.680.198.2640101-		OLYMPIC HIGH SCH	SECONDARY	15/6/14.	93	1069	5,000.00		
4.680.198.2640101-		ONGALO SEC SCH	SECONDARY	15/6/14.	94	1070	5,000.00		
4.680.198.2640101-		ONJIKO SEC SCH	SECONDARY	15/6/14.	95	1071	5,000.00		
4.680.198.2640101-		ORANDO SEC SCH	SECONDARY	15/6/14.	96	1072	5,000.00		
4.680.198.2640101-		ORERO SEC SCH	SECONDARY	15/6/14.	97	1073	20,000.00		
4.680.198.2640101-		MAWEGO GIRLS	SECONDARY	15/6/14.	98	1074	5,000.00		
4.680.198.2640101-		KANYAWANGA HIGH SCH	SECONDARY	15/6/14.	99	1075	20,000.00		
4.680.198.2640101-		KAPTIK SEC	SECONDARY	15/6/14.	101	1077	5,000.00		
4.680.198.2640101-		KEVEYE SEC SCH	SECONDARY	15/6/14.	102	1078	5,000.00		
4.680.198.2640101-		SAWAGONGO HIGH SCHOOL	SECONDARY	15/6/14.	103	1079	25,000.00		
4.680.198.2640101-		MVITA BOYS HIGH SCH	SECONDARY	15/6/14.	104	1080	5,000.00		
4.680.198.2640101-		RATANGA BOYS HIGH SCH	SECONDARY	15/6/14.	105	1081	35,000.00		
4.680.198.2640101-		ST MARGARET GIRLS SEC	SECONDARY	15/6/14.	106	1082	10,000.00		
4.680.198.2640101-		NYABERA GIRLS	SECONDARY	15/6/14.	107	1083	28,000.00		
4.680.198.2640101-		GINGO MIXED SEC.SCHOOL	SECONDARY	15/6/14.	108	1084	10,000.00		
4.680.198.2640101-		OYUGI OGANGOGIRLS	SECONDARY	15/6/14.	109	1085	10,000.00		
4.680.198.2640101-		ORUBA GIRLS HIGH	SECONDARY	15/6/14.	110	1086	20,000.00		
4.680.198.2640101-		ORIWO BOYS HIGH	SECONDARY	15/6/14.	111	1087	20,000.00		
4.680.198.2640101-		KODEROBARA SEC SCH	SECONDARY	15/6/14.	114	1090	5,000.00		
4.680.198.2640101-		KOKISE SEC SCH	SECONDARY	15/6/14.	115	1091	5,000.00		
4.680.198.2640101-		KOKURU SEC SCH	SECONDARY	15/6/14.	116	1092	5,000.00		
4.680.198.2640101-		FRIENDS SEC SCH	SECONDARY	15/6/14.	117	1093	5,000.00		

4.680.198.2640101-			ST WILLIAMS OSODO	SECONDARY	15/6/14.	119	1095	120,000.00	
4.680.198.2640101-			ST STEPHEN KIRINDO	SECONDARY	17/6/14.	159	1250	110,000.00	
4.680.198.2640101-			ADIEDO MIXED	SECONDARY	18/6/14.	182	1364	5,000.00	
4.680.198.2640101-			ST ANNES MUSOLI SEC	SECONDARY	18/6/14.	190	1410	5,000.00	
4.680.198.2640101-			ST ALBERT ULANDO GIRLS	SECONDARY	18/6/14.	192	1412	10,000.00	
4.680.198.2640101-			AT AMBROSE GOT RABUOR	SECONDARY	18/6/14.	193	1413	10,000.00	
4.680.198.2640101-			ST FRANCIS RANGALA GIRLS	SECONDARY	18/6/14.	194	1414	30,000.00	
4.680.198.2640101-			ST ANGELA SENGERE GIRLS	SECONDARY	18/6/14.	195	1415	10,000.00	
4.680.198.2640101-			ST GABRIEL GIRLS SEC	SECONDARY	20/6/14.	196	1416	5,000.00	
4.680.198.2640101-			ST CHARLES LWANGA SEC	SECONDARY	20/6/14.	198	1418	5,000.00	
4.680.198.2640101-			ST CLARES MARAGOLI SEC	SECONDARY	20/6/14.	199	1420	10,000.00	
4.680.198.2640101-			SIRONGA GIRLS SCH	SECONDARY	20/6/14.	200	1421	5,000.00	
4.680.198.2640101-			ST MARYS MARINDI GIRLS	SECONDARY	20/6/14.	202	1424	5,000.00	
4.680.198.2640101-			ST MATHEWS KANDARIA SEC	SECONDARY	20/6/14.	203	1425	5,000.00	
4.680.198.2640101-			RUNGA BOYS SEC	SECONDARY	20/6/14.	204	1426	15,000.00	
4.680.198.2640101-			ST FRANCIS GIRLS HIGH	SECONDARY	20/6/14.	205	1427	5,000.00	
4.680.198.2640101-			ST FRANCIS NYANGAJO GIRLS	SECONDARY	20/6/14.	207	1429	15,000.00	
4.680.198.2640101-			THURDIBUORO HIGH SCH	SECONDARY	20/6/14.	209	1431	5,000.00	
4.680.198.2640101-			ST MARYS HIGH	SECONDARY	20/6/14.	210	1432	5,000.00	
4.680.198.2640101-			ST MARYS MAGINA SEC	SECONDARY	20/6/14.	211	1433	20,000.00	
4.680.198.2640101-			ST PAULS TTC NYABURURU	SECONDARY	20/6/14.	212	1434	7,000.00	
4.680.198.2640101-			ST PAULS LIGISA SEC	SECONDARY	20/6/14.	213	1435	10,000.00	

4.680.198.2640101-		VICTORY ACCADEMY	SECONDARY	20/6/14.	215	1437	5,000.00		
4.680.198.2640101-		VISION INST OF PROF	SECONDARY	20/6/14.	216	1438	7,000.00		
4.680.198.2640101-		ST MARYS LWAK GIRLS	SECONDARY	20/6/14.	217	1439	15,000.00		
4.680.198.2640101-		ST THERESA GIRLS	SECONDARY	20/6/14.	218	1440	5,000.00		
4.680.198.2640101-		ST JOSEPH RAPOGI HIGH	SECONDARY	20/6/14.	222	1444	5,000.00		
4.680.198.2640101-		TONGA SEC SCH	SECONDARY	20/6/14.	224	1446	15,000.00		
4.680.198.2640101-		ST PETERS RAMBUSI	SECONDARY	20/6/14.	225	1447	15,000.00		
4.680.198.2640101-		ST PHILIPS WERA SEC	SECONDARY	20/6/14.	226	1448	10,000.00		
4.680.198.2640101-		ST PETERS DISII MIXED	SECONDARY	20/6/14.	227	1449	10,000.00		
4.680.198.2640101-		WIOBIERO SEC SCH	SECONDARY	20/6/14.	228	1450	20,000.00		
4.680.198.2640101-		WERA SEC	SECONDARY	20/6/14.	229	1451	5,000.00		
4.680.198.2640101-		MITITI SEC SCH	SECONDARY	20/6/14.	230	1452	5,000.00		
4.680.198.2640101-		MIROGI GIRLS HIGH	SECONDARY	20/6/14.	231	1453	5,000.00		
4.680.198.2640101-		MINYENYA SEC SCH	SECONDARY	20/6/14.	232	1454	5,000.00		
4.680.198.2640101-		MBUGRA MIXED SEC	SECONDARY	20/6/14.	233	1455	5,000.00		
4.680.198.2640101-		MBITA INST OF TECH	SECONDARY	20/6/14.	234	1456	7,000.00		
4.680.198.2640101-		NYATOTO MIXED SEC	SECONDARY	20/6/14.	235	1457	25,000.00		
4.680.198.2640101-		WIRE MIXED SEC	SECONDARY	20/6/14.	238	1461	5,000.00		
4.680.198.2640101-		KISUMU GIRLS HIGH SCHOOL	SECONDARY	20/6/14.	239	1462	15,000.00		
4.680.198.2640101-		TOMBE GIRLS HIGH	SECONDARY	20/6/14.	242	1465	5,000.00		
4.680.198.2640101-		HOMABAY HIGH	SECONDARY	20/6/14.	244	1467	15,000.00		
4.680.198.2640101-		FR. AUDREY NYANGOMA SEC	SECONDARY	20/6/14.	245	1468	5,000.00		

4.680.198.2640101-		LIONS HIGH SCHOOL	SECONDARY	20/6/14.	246	1469	5,000.00	
4.680.198.2640101-		NAYA MIXED	SECONDARY	20/6/14.	247	1470	15,000.00	
4.680.198.2640101-		KISUMU BOYS HIGH SCHOOL	SECONDARY	20/6/14.	251	1474	5,000.00	
4.680.198.2640101-		KISUMU DAY SEC SCH	SECONDARY	20/6/14.	252	1475	5,000.00	
4.680.198.2640101-		MOI NYABOHANSE GIRLS SEC	SECONDARY	20/6/14.	253	1476	10,000.00	
4.680.198.2640101-		NDIGWA SEC SCH	SECONDARY	20/6/14.	256	1479	5,000.00	
4.680.198.2640101-		ODIENYA SEC SCH	SECONDARY	20/6/14.	258	1481	5,000.00	
4.680.198.2640101-		MOI GIRLS SEC	SECONDARY	20/6/14.	259	1482	5,000.00	
4.680.198.2640101-		MOI GIRLS ISINYA SEC	SECONDARY	20/6/14.	260	1483	5,000.00	
4.680.198.2640101-		NYAGAO MIXED SEC	SECONDARY	20/6/14.	262	1485	5,000.00	
4.680.198.2640101-		NYAMONYE SEC SCH	SECONDARY	20/6/14.	263	1486	5,000.00	
4.680.198.2640101-		MARANDA HIGH SCHOOL	SECONDARY	20/6/14.	264	1487	15,000.00	
4.680.198.2640101-		MANYATTA SEC SCH	SECONDARY	20/6/14.	267	1490	5,000.00	
4.680.198.2640101-		LUGULU GIRLS HIGH	SECONDARY	20/6/14.	268	1491	5,000.00	
4.680.198.2640101-		LWALA SEC SCH	SECONDARY	20/6/14.	269	1492	5,000.00	
4.680.198.2640101-		MANGA MIXED SEC	SECONDARY	20/6/14.	271	1494	5,000.00	
4.680.198.2640101-		KANGESO SEC SCH	SECONDARY	20/6/14.	273	1496	10,000.00	
4.680.198.2640101-		MASENO SCHOOL	SECONDARY	20/6/14.	274	1497	10,000.00	
4.680.198.2640101-		KOBALA MIXED SEC	SECONDARY	20/6/14.	275	1498	5,000.00	
4.680.198.2640101-		KIT MIKAYI SEC	SECONDARY	20/6/14.	277	1500	5,000.00	
4.680.198.2640101-		NYAKONGO GIRLS HIGH	SECONDARY	20/6/14.	278	1502	5,000.00	
4.680.198.2640101-		BISHOP OKOTH MBAGA GIRLS	SECONDARY	20/6/14.	280	1504	5,000.00	

4.680.198.2640101-		ICHUNI GIRLS HIGH	SECONDARY	20/6/14.	281	1505	5,000.00		
4.680.198.2640101-		AGORO SARE HIGH	SECONDARY	20/6/14.	283	1507	40,000.00		
4.680.198.2640101-		ALLIANCE GIRLS	SECONDARY	20/6/14.	286	1510	5,000.00		
4.680.198.2640101-		ASUMBI GIRLS HIGH	SECONDARY	20/6/14.	287	1511	40,000.00		
4.680.198.2640101-		LALA SEC SCH	SECONDARY	20/6/14.	288	1512	15,000.00		
4.680.198.2640101-		KOWUOR SEC SCH	SECONDARY	20/6/14.	290	1514	5,000.00		
4.680.198.2640101-		KUBWEYE SEC SCH	SECONDARY	20/6/14.	291	1515	5,000.00		
4.680.198.2640101-		KUJA SPECIAL SEC	SECONDARY	20/6/14.	292	1516	5,000.00		
4.680.198.2640101-		KUOYO KOCHIA HIGH	SECONDARY	20/6/14.	293	1517	5,000.00		
4.680.198.2640101-		KORU GIRLS SEC	SECONDARY	20/6/14.	294	1518	5,000.00		
4.680.198.2640101-		BISHOP OKULU MAGARE	SECONDARY	20/6/14.	295	1519	20,000.00		
4.680.198.2640101-		NYABOLA GIRLS HIGH	SECONDARY	20/6/14.	296	1520	20,000.00		
4.680.198.2640101-		BONDO TOWNSHIP SEC	SECONDARY	20/6/14.	298	1522	5,000.00		
4.680.198.2640101-		NYABISAWA GIRLS HIGH	SECONDARY	20/5/14.	299	1523	20,000.00		
4.680.198.2640101-		OBERA SEC SCH	SECONDARY	24/6/14.	306	1570	5,000.00		
4.680.198.2640101-		OBER SEC SCH	SECONDARY	24/6/14.	307	1571	5,000.00		
4.680.198.2640101-		MBITA SUB COUNTY EDUC OFFICE	SECONDARY	24/6/14.	308	1572	100,000.00		
4.680.198.2640101-		NYAKACH GIRLS SEC. SCH.	SECONDARY	24/6/14.	309	1573	50,000.00		
4.680.198.2640101-		PETER KIBUKHOSYA SEC	SECONDARY	24/6/14.	310	1574	5,000.00		
4.680.198.2640101-		NYABERA MIXED SEC	SECONDARY	24/6/14.	313	1578	5,000.00		
4.680.198.2640101-		NGODHE MIXED SEC	SECONDARY	24/6/14.	314	1579	5,000.00		
4.680.198.2640101-		NAYA MIXED	SECONDARY	24/6/14.	315	1580	5,000.00		

4.680.198.2640101-			MOI GIRLS HIGH SCH	SECONDARY	24/6/14.	317	1582	10,000.00	
4.680.198.2640101-			MBITA HIGH SCHOOL	SECONDARY	24/6/14.	318	1583	15,000.00	
4.680.198.2640101-			MAUTA SEC SCH	SECONDARY	24/6/14.	319	1584	5,000.00	
4.680.198.2640101-			KAMASENGRE MIXED	SECONDARY	24/6/14.	324	1589	5,000.00	
4.680.198.2640101-			KAKIIMBA SEC	SECONDARY	24/6/14.	325	1590	15,000.00	
4.680.198.2640101-			JOYLAND SEC SCH	SECONDARY	24/6/14.	326	1591	5,000.00	
4.680.198.2640101-			JOEL OMINO SEC SCH	SECONDARY	24/6/14.	327	1592	5,000.00	
4.680.198.2640101-			ISEBANIA HIG SCH	SECONDARY	24/6/14.	328	1593	5,000.00	
4.680.198.2640101-			ASUMBI GIRLS HIGH	SECONDARY	24/6/14.	330	1595	10,000.00	
4.680.198.2640101-			ALLIANCE GIRLS	SECONDARY	24/6/14.	331	1596	5,000.00	
4.680.198.2640101-			OGONGO MIXED SEC SCH	SECONDARY	24/6/14.	332	1597	5,000.00	
4.680.198.2640101-			OGANDE GIRLS SEC	SECONDARY	24/6/14.	333	1598	5,000.00	
4.680.198.2640101-			ALLIANCE HIGH SCH	SECONDARY	24/6/14.	334	1599	50,000.00	
4.680.198.2640101-			OJODE PALA SEC SCH	SECONDARY	24/6/14.	335	1600	5,000.00	
4.680.198.2640101-			ORIWO BOYS HIGH	SECONDARY	24/6/14.	336	1601	5,000.00	
4.680.198.2640101-			RAMBA SEC SCH	SECONDARY	24/6/14.	337	1602	5,000.00	
4.680.198.2640101-			ST FRANCIS RANGALA GIRLS	SECONDARY	24/6/14.	338	1603	5,000.00	
4.680.198.2640101-			ST JOSEPH GIRLS SEC	SECONDARY	24/6/14.	339	1604	5,000.00	
4.680.198.2640101-			WANDJI MIXED SEC	SECONDARY	24/6/14.	340	1605	5,000.00	
4.680.198.2640101-			WAWARE MIXED SEC	SECONDARY	24/6/14.	341	1606	10,000.00	
4.680.198.2640101-			ST MAGDALENE TTC	SECONDARY	24/6/14.	342	1607	3,000.00	
4.680.198.2640101-			UOZI MIXED SEC	SECONDARY	24/6/14.	344	1610	10,000.00	
4.680.198.2640101-			TOM MBOYA SEC	SECONDARY	24/6/14.	345	1611	5,000.00	

4.680.198.2640101-		UTHINI GIRLS SEC SCH	SECONDARY	24/6/14.	346	1612	5,000.00		
4.680.198.2640101-		HON OTIENO KAJWANG	SECONDARY	24/6/14.	347	1613	15,000.00		
4.680.198.2640101-		LIMURU GIRLS HIGH	SECONDARY	24/6/14.	348	1614	15,000.00		
4.680.198.2640101-		ST MARGARET GIRLS SEC	SECONDARY	24/6/14.	349	1615	20,000.00		
4.680.198.2640101-		ST WILLIAMS OSODO	SECONDARY	24/6/14.	350	1616	50,000.00		
4.680.198.2640101-		NAIROBI SCHOOL	SECONDARY	24/6/14.	351	1617	50,000.00		
4.680.198.2640101-		MANGU HIGH	SECONDARY	24/6/14.	352	1618	50,000.00		
4.680.198.2640101-		LENANA SCHOOL	SECONDARY	24/6/14.	353	1619	50,000.00		
4.680.198.2640101-		NAKURU GIRLS HIGH SCH	SECONDARY	24/6/14.	354	1620	20,000.00		
4.680.198.2640101-		MBITA HIGH SCHOOL	SECONDARY	24/6/14.	355	1621	20,000.00		
4.680.198.2640101-		MARY HILL SCHOOL	SECONDARY	24/6/14.	356	1622	20,000.00		
4.680.198.2640101-		KANGA HIGH SCH	SECONDARY	24/6/14.	357	1623	40,000.00		
4.680.198.2640101-		ST MARYS LWAK GIRLS	SECONDARY	24/6/14.	358	1624	40,000.00		
4.680.198.2640101-		MARANDA HIGH SCHOOL	SECONDARY	24/6/14.	359	1625	20,000.00		
4.680.198.2640101-		PANGANI HIGH SCH	SECONDARY	24/6/14.	360	1626	10,000.00		
4.680.198.2640101-		MASENO SCHOOL	SECONDARY	24/6/14.	361	1627	10,000.00		
4.680.198.2640101-		KENYA HIGH SCH	SECONDARY	24/6/14.	362	1628	10,000.00		
4.680.198.2640101-		LORETO HIGH SCH	SECONDARY	24/6/14.	363	1629	10,000.00		
4.680.198.2640101-		MOI GIRLS ELD	SECONDARY	24/6/14.	364	1630	10,000.00		
4.680.198.2640101-		NYABURURU GIRLS HIGH SCHOOL	SECONDARY	24/6/14.	365	1631	10,000.00		
4.680.198.2640101-		LIMURU GIRLS HIGH	SECONDARY	24/6/14.	366	1632	10,000.00		
4.680.198.2640101-		ALLIANCE GIRLS	SECONDARY	24/6/14.	367	1633	36,000.00		

4.680.198.2640101-			KASWANGA GIRLS SEC	SECONDARY	24/6/14.	368	1634	10,000.00	
4.680.198.2640101-			NAKURU GIRLS HIGH SCH	SECONDARY	24/6/14.	369	1635	10,000.00	
4.680.198.2640101-			MOI FORCES LANET	SECONDARY	24/6/14.	370	1636	10,000.00	
4.680.198.2640101-			STAREHE BOYS CENTER	SECONDARY	24/6/14.	371	1637	10,000.00	
4.680.198.2640101-			ADIEDO MIXED	SECONDARY	24/6/14.	378	1645	15,000.00	
4.680.198.2640101-			KAKAMEGA HILL SCHOOL	SECONDARY	24/6/14.	380	1650	5,000.00	
4.680.198.2640101-			ST ANGELA SENGERE GIRLS	SECONDARY	24/6/14.	381	1651	10,000.00	
4.680.198.2640101-			GOD BONDO SEC SCH	SECONDARY	24/6/14.	383	1653	5,000.00	
4.680.198.2640101-			MUGANO SEC SCH	SECONDARY	24/6/14.	C	1655	5,000.00	
4.680.198.2640101-			LAMBWE SEC SCH	SECONDARY	24/6/14.	C	1656	5,000.00	
4.680.198.2640101-			LELA SEC SCH	SECONDARY	24/6/14.	C	1657	10,000.00	
4.680.198.2640101-			FR. TILLEN MIXED	SECONDARY	24/6/14.	C	1659	5,000.00	
4.680.198.2640101-			NYAGOWA LUTHERAN SEC	SECONDARY	30/6/14.	C	1663	5,000.00	
4.680.198.2640101-			RANGWE MIXED SEC	SECONDARY	30/6/14.	C	1666	5,000.00	
4.680.198.2640101-			FR. AUDREY NYANGOMA SEC	SECONDARY	30/6/14.	C	1667	5,000.00	
4.680.198.2640101-			TOM MBOYA SEC	SECONDARY	30/6/14.		1668	5,000.00	
4.680.198.2640101-			NYAKWERI MIXED SEC	SECONDARY	30/6/14.		1669	5,000.00	
4.680.198.2640101-			NGERE BOYS HIGH SCHOOL	SECONDARY	30/6/14.		1674	10,000.00	
4.680.198.2640101-			NGERE MIXED HIGH SCHOOL	SECONDARY	30/6/14.		1675	5,000.00	
			SUB TOTAL					10,437,185.00	
4.680.198.2640101-			NAROK UNIV	UNIVERSITY/TERTIARY	2/9/2013.	1	197	10,000.00	
4.680.198.2640101-			MASINDE MULIRO UNIV	UNIVERSITY/TERTIARY	2/9/2013.	2	198	10,000.00	

4.680.198.2640101-		MASINDE MULIRO UNIV	UNIVERSITY/TER TIARY	2/9/2013.	3	199	10,000.00		
4.680.198.2640101-		MASENO UNIVERSITY	UNIVERSITY/TER TIARY	2/9/2013.	4	200	10,000.00		
4.680.198.2640101-		DAYSTR UNIV	UNIVERSITY/TER TIARY	2/9/2013.	5	201	10,000.00		
4.680.198.2640101-		BUSOGA UNIV	UNIVERSITY/TER TIARY	2/9/2013.	6	202	10,000.00		
4.680.198.2640101-		CHUKA UNIV	UNIVERSITY/TER TIARY	2/9/2013.	7	203	10,000.00		
4.680.198.2640101-		EGERTON UNIVERSITY	UNIVERSITY/TER TIARY	2/9/2013.	8	204	10,000.00		
4.680.198.2640101-		EGERTON UNIVERSITY	UNIVERSITY/TER TIARY	2/9/2013.	8	205	10,000.00		
4.680.198.2640101-		EGERTON UNIVERSITY	UNIVERSITY/TER TIARY	2/9/2013.	8	206	10,000.00		
4.680.198.2640101-		EGERTON UNIVERSITY	UNIVERSITY/TER TIARY	2/9/2013.	8	207	10,000.00		
4.680.198.2640101-		EGERTON UNIVERSITY	UNIVERSITY/TER TIARY	2/9/2013.	8	209	10,000.00		
4.680.198.2640101-		EGERTON UNIVERSITY	UNIVERSITY/TER TIARY	2/9/2013.	8	210	10,000.00		
4.680.198.2640101-		EGERTON UNIVERSITY	UNIVERSITY/TER TIARY	2/9/2013.	8	211	10,000.00		
4.680.198.2640101-		EGERTON UNIVERSITY	UNIVERSITY/TER TIARY	2/9/2013.	8	212	10,000.00		
4.680.198.2640101-		EGERTON UNIVERSITY	UNIVERSITY/TER TIARY	2/9/2013.	8	213	10,000.00		
4.680.198.2640101-		EGERTON UNIVERSITY	UNIVERSITY/TER TIARY	2/9/2013.	8	214	10,000.00		
4.680.198.2640101-		EGERTON UNIVERSITY	UNIVERSITY/TER TIARY	2/9/2013.	8	215	10,000.00		
4.680.198.2640101-		EGERTON UNIVERSITY	UNIVERSITY/TER TIARY	2/9/2013.	8	216	10,000.00		
4.680.198.2640101-		EGERTON UNIVERSITY	UNIVERSITY/TER TIARY	2/9/2013.	8	217	10,000.00		
4.680.198.2640101-		EGERTON UNIVERSITY	UNIVERSITY/TER TIARY	2/9/2013.	8	218	10,000.00		
4.680.198.2640101-		EGERTON UNIVERSITY	UNIVERSITY/TER TIARY	2/9/2013.	8	219	10,000.00		
4.680.198.2640101-		EGERTON UNIVERSITY	UNIVERSITY/TER TIARY	2/9/2013.	8	220	10,000.00		
4.680.198.2640101-		EGERTON UNIVERSITY	UNIVERSITY/TER TIARY	2/9/2013.	8	221	10,000.00		
4.680.198.2640101-		EGERTON UNIVERSITY	UNIVERSITY/TER TIARY	2/9/2013.	8	222	10,000.00		

4.680.198.2640101-			EGERTON UNIVERSITY	UNIVERSITY/TER TIARY	2/9/2013.	8	223	10,000.00		
4.680.198.2640101-			EGERTON UNIVERSITY	UNIVERSITY/TER TIARY	2/9/2013.	8	224	10,000.00		
4.680.198.2640101-			BONDO UNIV	UNIVERSITY/TER TIARY	2/9/2013.	28	226	10,000.00		
4.680.198.2640101-			UNIV OF NAIROBI	UNIVERSITY/TER TIARY	2/9/2013.	29	227	10,000.00		
4.680.198.2640101-			ST PAULS UNIV	UNIVERSITY/TER TIARY	2/9/2013.	30	228	10,000.00		
4.680.198.2640101-			MAASAI MARA UNIV	UNIVERSITY/TER TIARY	2/9/2013.	31	229	10,000.00		
4.680.198.2640101-			KAMAGAMBO ADVENTIST COLLEGE	UNIVERSITY/TER TIARY	2/9/2013.	32	231	7,000.00		
4.680.198.2640101-			MAASAI MARA UNIV	UNIVERSITY/TER TIARY	2/9/2013.	33	232	7,000.00		
4.680.198.2640101-			ST MAYALISHA ECD	UNIVERSITY/TER TIARY	2/9/2013.	38	237	7,000.00		
4.680.198.2640101-			ST MAYALISHA ECD	UNIVERSITY/TER TIARY	2/9/2013.	39	238	7,000.00		
4.680.198.2640101-			MBITA ECD	UNIVERSITY/TER TIARY	2/9/2013.	40	239	7,000.00		
4.680.198.2640101-			MOMBASA POLY UNIV	UNIVERSITY/TER TIARY	5/9/13.	42	241	10,000.00		
4.680.198.2640101-			KENYA POLY UNIV	UNIVERSITY/TER TIARY	5/9/13.	43	242	10,000.00		
4.680.198.2640101-			UNIV OF NAIROBI	UNIVERSITY/TER TIARY	5/9/13.	45	244	10,000.00		
4.680.198.2640101-			UNIV OF NAIROBI	UNIVERSITY/TER TIARY	5/9/13.		245	10,000.00		
4.680.198.2640101-			UNIV OF NAIROBI	UNIVERSITY/TER TIARY	5/9/13.		246	10,000.00		
4.680.198.2640101-			UNIV OF NAIROBI	UNIVERSITY/TER TIARY	5/9/13.		247	10,000.00		
4.680.198.2640101-			UNIV OF NAIROBI	UNIVERSITY/TER TIARY	5/9/13.		248	10,000.00		
4.680.198.2640101-			UNIV OF NAIROBI	UNIVERSITY/TER TIARY	5/9/13.		249	10,000.00		
4.680.198.2640101-			UNIV OF NAIROBI	UNIVERSITY/TER TIARY	5/9/13.		250	10,000.00		
4.680.198.2640101-			UNIV OF NAIROBI	UNIVERSITY/TER TIARY	5/9/13.		251	10,000.00		
4.680.198.2640101-			UNIV OF NAIROBI	UNIVERSITY/TER TIARY	5/9/13.		252	10,000.00		

4.680.198.2640101-			UNIV OF NAIROBI	UNIVERSITY/TER TIARY	5/9/13.		253	10,000.00		
4.680.198.2640101-			UNIV OF ELDORET	UNIVERSITY/TER TIARY	5/9/13.	55	254	10,000.00		
4.680.198.2640101-			UNIV OF ELDORET	UNIVERSITY/TER TIARY	5/9/13.		255	10,000.00		
4.680.198.2640101-			MASINDE MULIRO UNIV	UNIVERSITY/TER TIARY	5/9/13.	57	256	10,000.00		
4.680.198.2640101-			UNIV OF ELDORET	UNIVERSITY/TER TIARY	5/9/13.	58	257	10,000.00		
4.680.198.2640101-			UNIV OF NAIROBI	UNIVERSITY/TER TIARY	5/9/13.	59	258	10,000.00		
4.680.198.2640101-			KWACH DRIVING SCH	UNIVERSITY/TER TIARY	5/9/13.	60	259	270,000.00		
4.680.198.2640101-			UNIV OF NAIROBI	UNIVERSITY/TER TIARY	5/9/13.	61	260	10,000.00		
4.680.198.2640101-			MOI UNIV	UNIVERSITY/TER TIARY	5/9/13.	62	261	10,000.00		
4.680.198.2640101-			MASINDE MULIRO UNIV	UNIVERSITY/TER TIARY	5/9/13.	63	262	10,000.00		
4.680.198.2640101-			MOI UNIV	UNIVERSITY/TER TIARY	5/9/13.	64	263	10,000.00		
4.680.198.2640101-			MOI UNIV	UNIVERSITY/TER TIARY	5/9/13.	65	264	10,000.00		
4.680.198.2640101-			PRESBYTERIAN UNIV	UNIVERSITY/TER TIARY	5/9/13.	66	265	20,000.00		
4.680.198.2640101-			MOI UNIV	UNIVERSITY/TER TIARY	5/9/13.	70	269	10,000.00		
4.680.198.2640101-			JKUAT	UNIVERSITY/TER TIARY	5/9/13.	74	273	10,000.00		
4.680.198.2640101-			UNIV OF NAIROBI	UNIVERSITY/TER TIARY	5/9/13.	77	276	10,000.00		
4.680.198.2640101-			UNIV OF ELDORET	UNIVERSITY/TER TIARY	5/9/13.	78	277	10,000.00		
4.680.198.2640101-			UNIV OF ELDORET	UNIVERSITY/TER TIARY	5/9/13.	79	278	10,000.00		
4.680.198.2640101-			UNIV OF NAIROBI	UNIVERSITY/TER TIARY	5/9/13.	80	279	10,000.00		
4.680.198.2640101-			UNIV OF NAIROBI	UNIVERSITY/TER TIARY	5/9/13.		280	10,000.00		
4.680.198.2640101-			UNIV OF NAIROBI	UNIVERSITY/TER TIARY.	6/9/13.		281	10,000.00		
4.680.198.2640101-			UNIV OF NAIROBI	UNIVERSITY/TER TIARY	6/9/13.		282	10,000.00		
4.680.198.2640101-			JKUAT	UNIVERSITY/TER TIARY	6/9/13.	84	283	10,000.00		

4.680.198.2640101-		JARAMOGI OGINGA UNIV	UNIVERSITY/TER TIARY	6/9/13.	87	286	10,000.00		
4.680.198.2640101-		MOI UNIV	UNIVERSITY/TER TIARY	6/9/13.	88	287	10,000.00		
4.680.198.2640101-		UNIV OF NAIROBI	UNIVERSITY/TER TIARY	6/9/13.	94	293	10,000.00		
4.680.198.2640101-		UNIV OF ELDORET	UNIVERSITY/TER TIARY	6/9/13.	95	294	10,000.00		
4.680.198.2640101-		UNIV OF ELDORET	UNIVERSITY/TER TIARY	6/9/13.	96	295	10,000.00		
4.680.198.2640101-		MOI UNIV	UNIVERSITY/TER TIARY	6/9/13.	97	296	10,000.00		
4.680.198.2640101-		MOI UNIV	UNIVERSITY/TER TIARY	6/9/13.	98	297	10,000.00		
4.680.198.2640101-		MASENO UNIVERSITY	UNIVERSITY/TER TIARY	6/9/13.	99	298	10,000.00		
4.680.198.2640101-		MASENO UNIVERSITY	UNIVERSITY/TER TIARY	6/9/13.	100	299	10,000.00		
4.680.198.2640101-		MASENO UNIVERSITY	UNIVERSITY/TER TIARY	6/9/13.	101	300	10,000.00		
4.680.198.2640101-		MASENO UNIVERSITY	UNIVERSITY/TER TIARY	6/9/13.	102	301	10,000.00		
4.680.198.2640101-		MASENO UNIVERSITY	UNIVERSITY/TER TIARY	6/9/13.	103	302	10,000.00		
4.680.198.2640101-		EGERTON UNIVERSITY	UNIVERSITY/TER TIARY	6/9/13.	104	303	10,000.00		
4.680.198.2640101-		EGERTON UNIVERSITY	UNIVERSITY/TER TIARY	6/9/13.	105	304	10,000.00		
4.680.198.2640101-		EGERTON UNIVERSITY	UNIVERSITY/TER TIARY	6/9/13.	106	305	10,000.00		
4.680.198.2640101-		KENYATTA UNIV	UNIVERSITY/TER TIARY	6/9/13.	107	306	10,000.00		
4.680.198.2640101-		KENYATTA UNIV	UNIVERSITY/TER TIARY	6/9/13.	108	307	10,000.00		
4.680.198.2640101-		KENYATTA UNIV	UNIVERSITY/TER TIARY	6/9/13.	109	308	10,000.00		
4.680.198.2640101-		KENYATTA UNIV	UNIVERSITY/TER TIARY	6/9/13.	110	309	10,000.00		
4.680.198.2640101-		KENYATTA UNIV	UNIVERSITY/TER TIARY	6/9/13.	111	310	10,000.00		
4.680.198.2640101-		KENYATTA UNIV	UNIVERSITY/TER TIARY	6/9/13.	112	311	10,000.00		
4.680.198.2640101-		KENYATTA UNIV	UNIVERSITY/TER TIARY	6/9/13.	113	312	10,000.00		

4.680.198.2640101-			KENYATTA UNIV	UNIVERSITY/TER TIARY	6/9/13.	114	313	10,000.00		
4.680.198.2640101-			KENYATTA UNIV	UNIVERSITY/TER TIARY	6/9/13.	115	314	10,000.00		
4.680.198.2640101-			KENYATTA UNIV	UNIVERSITY/TER TIARY	6/9/13.	116	315	10,000.00		
4.680.198.2640101-			KENYATTA UNIV	UNIVERSITY/TER TIARY	6/9/13.	117	316	10,000.00		
4.680.198.2640101-			KABARAK UNIV	UNIVERSITY/TER TIARY	6/9/13.	118	317	10,000.00		
4.680.198.2640101-			KIMATHI UNIV	UNIVERSITY/TER TIARY	6/9/13.	119	318	10,000.00		
4.680.198.2640101-			KIMATHI UNIV	UNIVERSITY/TER TIARY	6/9/13.	120	319	10,000.00		
4.680.198.2640101-			KISII UNIV	UNIVERSITY/TER TIARY	6/9/13.	121	320	10,000.00		
4.680.198.2640101-			MASENO UNIVERSITY	UNIVERSITY/TER TIARY	7/9/13.	122	321	10,000.00		
4.680.198.2640101-			KISII UNIV	UNIVERSITY/TER TIARY	7/9/13.	124	323	10,000.00		
4.680.198.2640101-			KISII UNIV	UNIVERSITY/TER TIARY	7/9/13.	125	324	10,000.00		
4.680.198.2640101-			KISII UNIV	UNIVERSITY/TER TIARY	7/9/13.	126	325	10,000.00		
4.680.198.2640101-			KISII UNIV	UNIVERSITY/TER TIARY	7/9/13.	127	326	10,000.00		
4.680.198.2640101-			KISII UNIV	UNIVERSITY/TER TIARY	7/9/13.	128	327	10,000.00		
4.680.198.2640101-			KISII UNIV	UNIVERSITY/TER TIARY	7/9/13.	129	328	10,000.00		
4.680.198.2640101-			KISII UNIV	UNIVERSITY/TER TIARY	7/9/13.	130	329	10,000.00		
4.680.198.2640101-			KISII UNIV	UNIVERSITY/TER TIARY	7/9/13.	131	330	10,000.00		
4.680.198.2640101-			MASINDE MULIRO UNIV	UNIVERSITY/TER TIARY	7/9/13.	132	331	10,000.00		
4.680.198.2640101-			MASINDE MULIRO UNIV	UNIVERSITY/TER TIARY	7/9/13.	133	332	10,000.00		
4.680.198.2640101-			MASINDE MULIRO UNIV	UNIVERSITY/TER TIARY	7/9/13.	134	333	10,000.00		
4.680.198.2640101-			MASINDE MULIRO UNIV	UNIVERSITY/TER TIARY	7/9/13.	135	334	10,000.00		
4.680.198.2640101-			MASINDE MULIRO UNIV	UNIVERSITY/TER TIARY	7/9/13.	136	335	10,000.00		

4.680.198.2640101			JKUAT	UNIVERSITY/TER TIARY	7/9/13.	183	383	10,000.00		
4.680.198.2640101			KCA UNIV	UNIVERSITY/TER TIARY	7/9/13.	184	384	10,000.00		
4.680.198.2640101			KABIANGA UNIV	UNIVERSITY/TER TIARY	7/9/13.	185	385	10,000.00		
4.680.198.2640101			KABIANGA UNIV	UNIVERSITY/TER TIARY	7/9/13.	186	386	10,000.00		
4.680.198.2640101			KABIANGA UNIV	UNIVERSITY/TER TIARY	7/9/13.	187	387	10,000.00		
4.680.198.2640101			KABIANGA UNIV	UNIVERSITY/TER TIARY	7/9/13.	188	388	10,000.00		
4.680.198.2640101			KAMPALA UNIV	UNIVERSITY/TER TIARY	7/9/13.	189	389	10,000.00		
4.680.198.2640101			KENYATTA UNIV	UNIVERSITY/TER TIARY	7/9/13.	190	390	10,000.00		
4.680.198.2640101			KENYATTA UNIV	UNIVERSITY/TER TIARY	7/9/13.	191	391	10,000.00		
4.680.198.2640101			KENYATTA UNIV	UNIVERSITY/TER TIARY	7/9/13.	192	393	10,000.00		
4.680.198.2640101			KENYATTA UNIV	UNIVERSITY/TER TIARY	7/9/13.	193	394	10,000.00		
4.680.198.2640101			KENYATTA UNIV	UNIVERSITY/TER TIARY	7/9/13.	194	395	10,000.00		
4.680.198.2640101			BONDO UNIV	UNIVERSITY/TER TIARY	7/9/13.	195	396	10,000.00		
4.680.198.2640101			BONDO UNIV	UNIVERSITY/TER TIARY	7/9/13.	196	397	10,000.00		
4.680.198.2640101			BONDO UNIV	UNIVERSITY/TER TIARY	7/9/13.	197	398	10,000.00		
4.680.198.2640101			BONDO UNIV	UNIVERSITY/TER TIARY	7/9/13.	198	399	10,000.00		
4.680.198.2640101			DAY STAR UNIV	UNIVERSITY/TER TIARY	7/9/13.	199	400	10,000.00		
4.680.198.2640101			UNIV OF NAIROBI	UNIVERSITY/TER TIARY	7/9/13.	200	401	10,000.00		
4.680.198.2640101			UNIV OF NAIROBI	UNIVERSITY/TER TIARY	7/9/13.	201	402	10,000.00		
4.680.198.2640101			UNIV OF NAIROBI	UNIVERSITY/TER TIARY	8/9/13.	202	403	10,000.00		
4.680.198.2640101			MT KENYA UNIV	UNIVERSITY/TER TIARY	8/9/13.	203	404	10,000.00		
4.680.198.2640101			MT KENYA UNIV	UNIVERSITY/TER TIARY	8/9/13.	204	405	10,000.00		
4.680.198.2640101			MT KENYA UNIV	UNIVERSITY/TER TIARY	8/9/13.	205	406	10,000.00		

4.680.198.2640101			MASENO UNIVERSITY	UNIVERSITY/TER TIARY	7/9/13.	160	359	10,000.00	
4.680.198.2640101			MASENO UNIVERSITY	UNIVERSITY/TER TIARY	7/9/13.	161	360	10,000.00	
4.680.198.2640101			MASENO UNIVERSITY	UNIVERSITY/TER TIARY	7/9/13.	162	361	10,000.00	
4.680.198.2640101			MASENO UNIVERSITY	UNIVERSITY/TER TIARY	7/9/13.	163	362	10,000.00	
4.680.198.2640101			MASENO UNIVERSITY	UNIVERSITY/TER TIARY	7/9/13.	164	363	10,000.00	
4.680.198.2640101			MASENO UNIVERSITY	UNIVERSITY/TER TIARY	7/9/13.	165	364	10,000.00	
4.680.198.2640101			MASENO UNIVERSITY	UNIVERSITY/TER TIARY	7/9/13.	166	366	10,000.00	
4.680.198.2640101			EGERTON UNIVERSITY	UNIVERSITY/TER TIARY	7/9/13.	167	367	10,000.00	
4.680.198.2640101			EGERTON UNIVERSITY	UNIVERSITY/TER TIARY	7/9/13.	168	368	10,000.00	
4.680.198.2640101			EGERTON UNIVERSITY	UNIVERSITY/TER TIARY	7/9/13.	169	369	10,000.00	
4.680.198.2640101			EGERTON UNIVERSITY	UNIVERSITY/TER TIARY	7/9/13.	170	370	10,000.00	
4.680.198.2640101			EGERTON UNIVERSITY	UNIVERSITY/TER TIARY	7/9/13.	171	371	10,000.00	
4.680.198.2640101			EGERTON UNIVERSITY	UNIVERSITY/TER TIARY	7/9/13.	172	372	10,000.00	
4.680.198.2640101			EGERTON UNIVERSITY	UNIVERSITY/TER TIARY	7/9/13.	173	373	10,000.00	
4.680.198.2640101			EGERTON UNIVERSITY	UNIVERSITY/TER TIARY	7/9/13.	174	374	10,000.00	
4.680.198.2640101			EGERTON UNIVERSITY	UNIVERSITY/TER TIARY	7/9/13.	175	375	10,000.00	
4.680.198.2640101			BUGEMA UNIV	UNIVERSITY/TER TIARY	7/9/13.	176	376	10,000.00	
4.680.198.2640101			BUGEMA UNIV	UNIVERSITY/TER TIARY	7/9/13.	177	377	10,000.00	
4.680.198.2640101			JKUAT	UNIVERSITY/TER TIARY	7/9/13.	178	378	10,000.00	
4.680.198.2640101			JKUAT	UNIVERSITY/TER TIARY	7/9/13.	179	379	10,000.00	
4.680.198.2640101			JKUAT	UNIVERSITY/TER TIARY	7/9/13.	180	380	10,000.00	
4.680.198.2640101			JKUAT	UNIVERSITY/TER TIARY	7/9/13.	181	381	10,000.00	
4.680.198.2640101			JKUAT	UNIVERSITY/TER TIARY	7/9/13.	182	382	10,000.00	

4.680.198.2640101			MASINDE MULIRO UNIV	UNIVERSITY/TERTIARY	7/9/13.	137	336	10,000.00		
4.680.198.2640101			MASINDE MULIRO UNIV	UNIVERSITY/TERTIARY	7/9/13.	138	337	10,000.00		
4.680.198.2640101			MASINDE MULIRO UNIV	UNIVERSITY/TERTIARY	7/9/13.	139	338	10,000.00		
4.680.198.2640101			KITUI UNIV	UNIVERSITY/TERTIARY	7/9/13.	140	339	10,000.00		
4.680.198.2640101			LAIKIPIA UNIV	UNIVERSITY/TERTIARY	7/9/13.	141	340	10,000.00		
4.680.198.2640101			PRESBYTERIAN UNIV	UNIVERSITY/TERTIARY	7/9/13.	142	341	30,000.00		
4.680.198.2640101			MASENO UNIVERSITY	UNIVERSITY/TERTIARY	7/9/13.	143	342	10,000.00		
4.680.198.2640101			MASENO UNIVERSITY	UNIVERSITY/TERTIARY	7/9/13.	14	343	10,000.00		
4.680.198.2640101			MASENO UNIVERSITY	UNIVERSITY/TERTIARY	7/9/13.	145	344	10,000.00		
4.680.198.2640101			MASENO UNIVERSITY	UNIVERSITY/TERTIARY	7/9/13.	146	345	10,000.00		
4.680.198.2640101			MASENO UNIVERSITY	UNIVERSITY/TERTIARY	7/9/13.	147	346	10,000.00		
4.680.198.2640101			MASENO UNIVERSITY	UNIVERSITY/TERTIARY	7/9/13.	148	347	10,000.00		
4.680.198.2640101			MASENO UNIVERSITY	UNIVERSITY/TERTIARY	7/9/13.	149	348	10,000.00		
4.680.198.2640101			MASENO UNIVERSITY	UNIVERSITY/TERTIARY	7/9/13.	150	349	10,000.00		
4.680.198.2640101			MASENO UNIVERSITY	UNIVERSITY/TERTIARY	7/9/13.	151	350	10,000.00		
4.680.198.2640101			MASENO UNIVERSITY	UNIVERSITY/TERTIARY	7/9/13.	152	351	10,000.00		
4.680.198.2640101			MASENO UNIVERSITY	UNIVERSITY/TERTIARY	7/9/13.	153	352	10,000.00		
4.680.198.2640101			MASENO UNIVERSITY	UNIVERSITY/TERTIARY	7/9/13.	154	353	10,000.00		
4.680.198.2640101			MASENO UNIVERSITY	UNIVERSITY/TERTIARY	7/9/13.	155	354	10,000.00		
4.680.198.2640101			MASENO UNIVERSITY	UNIVERSITY/TERTIARY	7/9/13.	156	355	10,000.00		
4.680.198.2640101			MASENO UNIVERSITY	UNIVERSITY/TERTIARY	7/9/13.	157	356	10,000.00		
4.680.198.2640101			MASENO UNIVERSITY	UNIVERSITY/TERTIARY	7/9/13.	158	357	10,000.00		
4.680.198.2640101			MASENO UNIVERSITY	UNIVERSITY/TERTIARY	7/9/13.	159	358	10,000.00		

4.680.198.2640101-			EGERTON UNIVERSITY	UNIVERSITY/TER TIARY	8/9/13.	230	431	10,000.00	
4.680.198.2640101-			MOI UNIV	UNIVERSITY/TER TIARY	8/9/13.	231	432	10,000.00	
4.680.198.2640101-			MOI UNIV	UNIVERSITY/TER TIARY	8/9/13.	232	433	10,000.00	
4.680.198.2640101-			MOI UNIV	UNIVERSITY/TER TIARY	8/9/13.	233	434	10,000.00	
4.680.198.2640101-			MOI UNIV	UNIVERSITY/TER TIARY	8/9/13.	234	435	10,000.00	
4.680.198.2640101-			MOI UNIV	UNIVERSITY/TER TIARY	8/9/13.	235	436	10,000.00	
4.680.198.2640101-			MOI UNIV	UNIVERSITY/TER TIARY	8/9/13.	236	437	10,000.00	
4.680.198.2640101-			MOI UNIV	UNIVERSITY/TER TIARY	8/9/13.	237	438	10,000.00	
4.680.198.2640101-			MOI UNIV	UNIVERSITY/TER TIARY	8/9/13.	238	439	10,000.00	
4.680.198.2640101-			MOI UNIV	UNIVERSITY/TER TIARY	8/9/13.	239	441	10,000.00	
4.680.198.2640101-			MOI UNIV	UNIVERSITY/TER TIARY	8/9/13.	240	442	10,000.00	
4.680.198.2640101-			MOI UNIV	UNIVERSITY/TER TIARY	8/9/13.	241	443	10,000.00	
4.680.198.2640101-			MOI UNIV	UNIVERSITY/TER TIARY	8/9/13.	242	444	10,000.00	
4.680.198.2640101-			MT KENYA UNIV	UNIVERSITY/TER TIARY	8/9/13.	243	445	10,000.00	
4.680.198.2640101-			EGERTON UNIVERSITY	UNIVERSITY/TER TIARY	8/9/13.	244	446	10,000.00	
4.680.198.2640101-			MOI UNIV	UNIVERSITY/TER TIARY	8/9/13.	245	447	10,000.00	
4.680.198.2640101-			UNIV OF NAIROBI	UNIVERSITY/TER TIARY	8/9/13.	246	448	10,000.00	
4.680.198.2640101-			MASENO UNIVERSITY	UNIVERSITY/TER TIARY	8/9/13.	249	451	10,000.00	
4.680.198.2640101-			VISION INST OF PROF	UNIVERSITY/TER TIARY	8/9/13.	251	453	10,000.00	
4.680.198.2640101-			TECHNICAL UNIV OF MSA	UNIVERSITY/TER TIARY	8/9/13.	254	456	10,000.00	
4.680.198.2640101-			MACHAKOS MTC	UNIVERSITY/TER TIARY	8/9/13.	255	457	7,000.00	
4.680.198.2640101-			MALEZI EDUC COLLEGE	UNIVERSITY/TER TIARY	8/9/13.	260	462	7,000.00	
4.680.198.2640101-			ST FRANCIS TRAINING INST	UNIVERSITY/TER TIARY	8/9/13.	261	464	7,000.00	

4.680.198.2640101-		LAKE INST OF TROPICAL MED	UNIVERSITY/TER TIARY	8/9/13.	271	474	14,000.00		
4.680.198.2640101-		KENYA FORESTRY COLLEGE	UNIVERSITY/TER TIARY	8/9/13.	272	475	14,000.00		
4.680.198.2640101-		RUSINGA ECDE	UNIVERSITY/TER TIARY	8/9/13.	273	476	14,000.00		
4.680.198.2640101-		HOMABAY MTC	UNIVERSITY/TER TIARY	8/9/13.	275	478	20,000.00		
4.680.198.2640101-		BONDO UNIV	UNIVERSITY/TER TIARY	8/9/13.	277	480	10,000.00		
4.680.198.2640101-		AFRICAN INST OF RESEARCH	UNIVERSITY/TER TIARY	8/9/13.	280	483	21,000.00		
4.680.198.2640101-		PRESBYTERIAN UNIV	UNIVERSITY/TER TIARY	8/9/13.	281	484	100,000.00		
4.680.198.2640101-		SUBA ECD TTC	UNIVERSITY/TER TIARY	8/9/13.	282	485	112,000.00		
4.680.198.2640101-		SUBA ECD TTC	UNIVERSITY/TER TIARY	10/9/13.	283	486	77,000.00		
4.680.198.2640101-		UNIV OF ELDORET	UNIVERSITY/TER TIARY	10/9/13.	284	488	10,000.00		
4.680.198.2640101-		UNIV OF ELDORET	UNIVERSITY/TER TIARY	10/9/13.	285	489	10,000.00		
4.680.198.2640101-		UNIV OF ELDORET	UNIVERSITY/TER TIARY	10/9/13.	286	490	10,000.00		
4.680.198.2640101-		UNIV OF ELDORET	UNIVERSITY/TER TIARY	10/9/13.	287	491	10,000.00		
4.680.198.2640101-		WAKIAGA YOUTH POLY	UNIVERSITY/TER TIARY	10/9/13.	289	493	35,000.00		
4.680.198.2640101-		NYABOLA TTC	UNIVERSITY/TER TIARY	10/9/13.	296	500	7,000.00		
4.680.198.2640101-		PORTREITZ MTC	UNIVERSITY/TER TIARY	10/9/13.	298	502	7,000.00		
4.680.198.2640101-		NYABONDO MEDICAL COLLEGE	UNIVERSITY/TER TIARY	10/9/13.	299	503	5,000.00		
4.680.198.2640101-		NYANZA ELITE TTC	UNIVERSITY/TER TIARY	10/9/13.	302	506	7,000.00		
4.680.198.2640101-		UNIV OF ELDORET	UNIVERSITY/TER TIARY	10/9/13.	303	507	10,000.00		
4.680.198.2640101-		MASENO UNIVERSITY	UNIVERSITY/TER TIARY	10/9/13.	306	511	10,000.00		
4.680.198.2640101-		NYAMIRA MED TRAINING COLLEGE	UNIVERSITY/TER TIARY	10/9/13.	307	512	10,000.00		

4.680.198.2640101			MASENO UNIVERSITY	UNIVERSITY/TER TIARY	10/9/13.	308	513	10,000.00	
4.680.198.2640101			NAIROBI WEST DICECE	UNIVERSITY/TER TIARY	10/9/13.	309	514	7,000.00	
4.680.198.2640101			MSOMI TTC	UNIVERSITY/TER TIARY	10/9/13.	313	518	7,000.00	
4.680.198.2640101			MURANGA MTC	UNIVERSITY/TER TIARY	10/9/13.	314	519	7,000.00	
4.680.198.2640101			BRIGHT ANGELS ECD	UNIVERSITY/TER TIARY	10/9/13.	318	523	7,000.00	
4.680.198.2640101			BONDO TTC	UNIVERSITY/TER TIARY	10/9/13.	319	524	7,000.00	
4.680.198.2640101			KENYA INSTITUTE OF MANAGEMENT	UNIVERSITY/TER TIARY	10/9/13.	321	526	14,000.00	
4.680.198.2640101			KAMWENJA TTC	UNIVERSITY/TER TIARY	10/9/13.	324	529	7,000.00	
4.680.198.2640101			KWACH DRIVING SCH	UNIVERSITY/TER TIARY	10/9/13.	325	530	7,000.00	
4.680.198.2640101			ELGON VIEW COLLEGE	UNIVERSITY/TER TIARY	10/9/13.	326	531	7,000.00	
4.680.198.2640101			MASENO NURSING SCHOOL	UNIVERSITY/TER TIARY	10/9/13.	327		14,000.00	
4.680.198.2640101			KMTC KISUMU	UNIVERSITY/TER TIARY	10/9/13.	329	534	7,000.00	
4.680.198.2640101			KISUMU TECH INST	UNIVERSITY/TER TIARY	10/9/13.	331	536	7,000.00	
4.680.198.2640101			KENYA INST OF SPECIAL	UNIVERSITY/TER TIARY	10/9/13.	332	537	7,000.00	
4.680.198.2640101			MAWEGO TTC	UNIVERSITY/TER TIARY	10/9/13.	335	540	35,000.00	
4.680.198.2640101			IMPERIAL DRIVING SCH	UNIVERSITY/TER TIARY	10/9/13.	340	545	7,000.00	
4.680.198.2640101			MOSORIOT TTC	UNIVERSITY/TER TIARY	10/9/13.	347	552	7,000.00	
4.680.198.2640101			MERU TTC	UNIVERSITY/TER TIARY	10/9/13.	358	563	10,000.00	
4.680.198.2640101			KMTC BONDO	UNIVERSITY/TER TIARY	10/9/13.	359	564	7,000.00	
4.680.198.2640101			BELL INST OF TECH	UNIVERSITY/TER TIARY	10/9/13.	360	565	7,000.00	
4.680.198.2640101			WAIGA POLY	UNIVERSITY/TER TIARY	10/9/13.	361	566	14,000.00	
4.680.198.2640101			KAMAGAMBO TTC	UNIVERSITY/TER TIARY	10/9/13.	362	567	7,000.00	

4.680.198.2640101		MACHAKOS TTC	UNIVERSITY/TER TIARY	10/9/13.	367	572	7,000.00		
4.680.198.2640101		JKUAT	UNIVERSITY/TER TIARY	10/9/13.	372	577	10,000.00		
4.680.198.2640101		PREMESE AFRICAN DEV INST	UNIVERSITY/TER TIARY	10/9/13.	373	578	7,000.00		
4.680.198.2640101		ASUMBI TTC	UNIVERSITY/TER TIARY	10/9/13.	374	579	14,000.00		
4.680.198.2640101		PROF KAREGA MUTAHI SEC	UNIVERSITY/TER TIARY	10/9/13.	376	581	35,000.00		
4.680.198.2640101		KABARNET KMTC	UNIVERSITY/TER TIARY	10/9/13.	377	582	7,000.00		
4.680.198.2640101		KISUMU POLYTECHNIC	UNIVERSITY/TER TIARY	10/9/13.	378	583	84,000.00		
4.680.198.2640101		WEBUYE MTC	UNIVERSITY/TER TIARY	10/9/13.	386	591	7,000.00		
4.680.198.2640101		SUBA INST OF DEV STUDIES	UNIVERSITY/TER TIARY	10/9/13.	389	594	56,000.00		
4.680.198.2640101		SUBA ECD TTC	UNIVERSITY/TER TIARY	10/9/13.	391	596	119,000.00		
4.680.198.2640101		NYANZA COLLEGE OF ECD	UNIVERSITY/TER TIARY	10/9/13.	392	597	7,000.00		
4.680.198.2640101		HIGHLAND AVIATION	UNIVERSITY/TER TIARY	14/9/13.	401	606	7,000.00		
4.680.198.2640101		MIGORI TTC	UNIVERSITY/TER TIARY	14/9/13.	405	610	7,000.00		
4.680.198.2640101		YOLIFA INSTITUTE OF BUSINESS STUDIES	UNIVERSITY/TER TIARY	14/9/13.	406	611	21,000.00		
4.680.198.2640101		WAONDO YOUTH POLY	UNIVERSITY/TER TIARY	14/9/13.	410	615	21,000.00		
4.680.198.2640101		KITUI KMTC	UNIVERSITY/TER TIARY	14/9/13.	412	617	7,000.00		
4.680.198.2640101		NYANDIWA TTC	UNIVERSITY/TER TIARY	14/9/13.	415	620	7,000.00		
4.680.198.2640101		OUTSPAN MED COLLEGE	UNIVERSITY/TER TIARY	14/9/13.	416	621	7,000.00		
4.680.198.2640101		RAILWAY TRAINING INST	UNIVERSITY/TER TIARY	14/9/13.	424	630	7,000.00		
4.680.198.2640101		RAM HOSP & SCH OF NURSING	UNIVERSITY/TER TIARY	14/9/13.	425	631	7,000.00		

4.680.198.2640101-			RUSINGA ECDE	UNIVERSITY/TER TIARY	14/9/13.	427	633	49,000.00	
4.680.198.2640101-			MOI INST OF TECH	UNIVERSITY/TER TIARY	14/9/13.	438	644	7,000.00	
4.680.198.2640101-			KENYA INST OF MASS COM	UNIVERSITY/TER TIARY	20/9/13.	443	650	50,000.00	
4.680.198.2640101-			LAIKIPIA UNIV	UNIVERSITY/TER TIARY	20/9/13.	447	654	20,000.00	
4.680.198.2640101-			NAIROBI AVIATION COLLEGE	UNIVERSITY/TER TIARY	20/9/13.	451	659	30,000.00	
4.680.198.2640101-			MTC LODWAR	UNIVERSITY/TER TIARY	20/9/13.	452	660	20,000.00	
4.680.198.2640101-			MOI UNIV	UNIVERSITY/TER TIARY	20/9/13.	453	661	10,000.00	
4.680.198.2640101-			MOI UNIV	UNIVERSITY/TER TIARY	20/9/13.	454	662	20,000.00	
4.680.198.2640101-			CHUKA UNIVERSITY	UNIVERSITY/TER TIARY	20/9/13.	457	665	10,000.00	
4.680.198.2640101-			KITERE YOUTH POLY	UNIVERSITY/TER TIARY	30/9/13.	479	685	7,000.00	
4.680.198.2640101-			TAMBACH TTC	UNIVERSITY/TER TIARY	30/9/13.	480	686	7,000.00	
4.680.198.2640101-			KARATINA UNIV	UNIVERSITY/TER TIARY	30/9/13.	C	698	10,000.00	
4.680.198.2640101-			COOPERATIVE UNIV COLLEGE	UNIVERSITY/TER TIARY	30/9/13.	C	699	10,000.00	
4.680.198.2640101-			SLAYA INSTITUTE OF TECHNOLOGY	UNIVERSITY/TER TIARY	28/10/13.	C	709	7,000.00	
4.680.198.2640101-			RONGO UNIVERSITY COLLEGE	UNIVERSITY/TER TIARY	28/10/13.	C	710	10,000.00	
4.680.198.2640101-			TECHNICAL UNIVERSITY OF NBS	UNIVERSITY/TER TIARY	28/10/13.	C	713	10,000.00	
4.680.198.2640101-			SLAYA INSTITUTE OF TECHNOLOGY	UNIVERSITY/TER TIARY	28/10/13.	C	714	7,000.00	
4.680.198.2640101-			UNIV OF ELDORET	UNIVERSITY/TER TIARY	28/10/13.		716	10,000.00	
4.680.198.2640101-			TECHNICAL UNIV	UNIVERSITY/TER TIARY	28/10/13.		717	10,000.00	
4.680.198.2640101-			EGERTON UNIVERSITY	UNIVERSITY/TER TIARY	28/10/13.		722	10,000.00	

4.680.198.2640101-		MASENO UNIVERSITY	UNIVERSITY/TER TIARY	28/10/13.		725	10,000.00		
4.680.198.2640101-		KISUMU POLYTECHNIC	UNIVERSITY/TER TIARY	28/10/13.	C	724	7,000.00		
4.680.198.2640101-		TECHNICAL UNIV OF KENYA	UNIVERSITY/TER TIARY	28/10/13.	C	730	10,000.00		
4.680.198.2640101-		KMTC KITUI	UNIVERSITY/TER TIARY	14/11/13.	C	731	10,000.00		
4.680.198.2640101-		MASENO UNIVERSITY	UNIVERSITY/TER TIARY	28/2/14.	C	746	10,000.00		
4.680.198.2640101-		MOI UNIV	UNIVERSITY/TER TIARY	28/2/14.	C	772	10,000.00		
4.680.198.2640101-		MASENO UNIVERSITY	UNIVERSITY/TER TIARY	28/2/14.	86	880	90,000.00		
4.680.198.2640101-		MASENO UNIVERSITY	UNIVERSITY/TER TIARY	28/2/14.	87	881	20,000.00		
4.680.198.2640101-		EGERTON UNIVERSITY	UNIVERSITY/TER TIARY	28/2/14.	88	882	20,000.00		
4.680.198.2640101-		KISII UNIVERSITY	UNIVERSITY/TER TIARY	28/2/14.	89	883	10,000.00		
4.680.198.2640101-		YOLIFA INSTITUTE OF BUSINESS STUDIES	UNIVERSITY/TER TIARY	28/2/14.	91	885	7,000.00		
4.680.198.2640101-		KENYA INST OF HIGHWAY & BUILDING	UNIVERSITY/TER TIARY	28/2/14.	99	893	7,000.00		
4.680.198.2640101-		KCA UNIVERSITY	UNIVERSITY/TER TIARY	23/4/14.	6	941	10,000.00		
4.680.198.2640101-		MAWEGO TTC	UNIVERSITY/TER TIARY	23/4/14.	7	942	7,000.00		
4.680.198.2640101-		SIAYA INSTITUTE OF TECHNOLOGY	UNIVERSITY/TER TIARY	23/4/14.	10	945	7,000.00		
4.680.198.2640101-		JKUAT	UNIVERSITY/TER TIARY	23/4/14.	14	949	10,000.00		
4.680.198.2640101-		SIAYA INSTITUTE OF TECHNOLOGY	UNIVERSITY/TER TIARY	12/6/14.	C	958	7,000.00		
4.680.198.2640101-		WESTERN REGION ECDE TTC	UNIVERSITY/TER TIARY	12/6/14.	1	962	70,000.00		
4.680.198.2640101-		SHANZU TTC	UNIVERSITY/TER TIARY	12/6/14.	4	974	7,000.00		

4.680.198.2640101-				RIFT VALLEY TECH TRAINING	UNIVERSITY/TER TIARY	12/6/14.	5	975	7,000.00	
4.680.198.2640101-				SIAYA KMTC	UNIVERSITY/TER TIARY	12/6/14.	10	981	7,000.00	
4.680.198.2640101-				ORIENT INST OF PROF STUDIES	UNIVERSITY/TER TIARY	12/6/14.	14	985	7,000.00	
4.680.198.2640101-				MULTIMEDIA UNIV	UNIVERSITY/TER TIARY	12/6/14.	19	990	10,000.00	
4.680.198.2640101-				KIMATHI UNIV	UNIVERSITY/TER TIARY	12/6/14.	63	1039	10,000.00	
4.680.198.2640101-				BUSIA TTC	UNIVERSITY/TER TIARY	12/6/14.	64	1040	7,000.00	
4.680.198.2640101-				CHRIST THE KING TRAINING INST	UNIVERSITY/TER TIARY	12/6/14.	66	1042	7,000.00	
4.680.198.2640101-				COOPERATIVE UNIV COLLEGE	UNIVERSITY/TER TIARY	12/6/14.	68	1044	10,000.00	
4.680.198.2640101-				DYNAMUS COLLEGE OF ACC.	UNIVERSITY/TER TIARY	12/6/14.	73	1049	7,000.00	
4.680.198.2640101-				MOMBASA KMTC	UNIVERSITY/TER TIARY	12/6/14.	79	1055	7,000.00	
4.680.198.2640101-				KMTC EMBU	UNIVERSITY/TER TIARY	15/6/14.	80	1056	7,000.00	
4.680.198.2640101-				KAMAGAMBO ADVENTIST COLLEGE	UNIVERSITY/TER TIARY	15/6/14.	82	1058	7,000.00	
4.680.198.2640101-				KENYA FORESTRY COLLEGE	UNIVERSITY/TER TIARY	15/6/14.	84	1060	14,000.00	
4.680.198.2640101-				KARATINA UNIV	UNIVERSITY/TER TIARY	15/6/14.	87	1063	10,000.00	
4.680.198.2640101-				HOMABAY DICECE	UNIVERSITY/TER TIARY	15/6/14.	100	1076	14,000.00	
4.680.198.2640101-				KMTC NAIROBI	UNIVERSITY/TER TIARY	15/6/14.	112	1088	7,000.00	
4.680.198.2640101-				KMTC NAKURU	UNIVERSITY/TER TIARY	15/6/14.	113	1089	7,000.00	
4.680.198.2640101-				GENDIA MISSION HOSP	UNIVERSITY/TER TIARY	15/6/14.	118	1094	7,000.00	
4.680.198.2640101-				KENYA INST OF PH	UNIVERSITY/TER TIARY	16/6/14.	123	1100	7,000.00	
4.680.198.2640101-				KENYA INST OF MGMT	UNIVERSITY/TER TIARY	16/6/14.	124	1101	7,000.00	

4.680.198.2640101-			KENYA INST OF MGMT	UNIVERSITY/TER TIARY	16/6/14.		1102	7,000.00		
4.680.198.2640101-			KENYA INST OF MGMT	UNIVERSITY/TER TIARY	16/6/14.		1104	10,000.00		
4.680.198.2640101-			SIAYA INSTITUTE OF TECHNOLOGY	UNIVERSITY/TER TIARY	16/6/14.	125	1105	7,000.00		
4.680.198.2640101-			SIAYA INSTITUTE OF TECHNOLOGY	UNIVERSITY/TER TIARY	16/6/14.		1106	7,000.00		
4.680.198.2640101-			PRESBYTERIAN UNIV	UNIVERSITY/TER TIARY	16/6/14.	126	1107	10,000.00		
4.680.198.2640101-			PRESBYTERIAN UNIV	UNIVERSITY/TER TIARY	16/6/14.		1108	10,000.00		
4.680.198.2640101-			BONDO TTC	UNIVERSITY/TER TIARY	16/6/14.	127	1109	7,000.00		
4.680.198.2640101-			BONDO TTC	UNIVERSITY/TER TIARY	16/6/14.		1110	7,000.00		
4.680.198.2640101-			KENYA INST OF HIGHWAY & BUILDING	UNIVERSITY/TER TIARY	16/6/14.	128	1111	7,000.00		
4.680.198.2640101-			KCA UNIVERSITY	UNIVERSITY/TER TIARY	16/6/14.	129	1112	10,000.00		
4.680.198.2640101-			KCA UNIVERSITY	UNIVERSITY/TER TIARY	16/6/14.		1113	10,000.00		
4.680.198.2640101-			KCA UNIVERSITY	UNIVERSITY/TER TIARY	16/6/14.		1114	10,000.00		
4.680.198.2640101-			KCA UNIVERSITY	UNIVERSITY/TER TIARY	16/6/14.		1115	10,000.00		
4.680.198.2640101-			MAWEGO TTI	UNIVERSITY/TER TIARY	16/6/14.	130	1116	7,000.00		
4.680.198.2640101-			MAWEGO TTI	UNIVERSITY/TER TIARY	16/6/14.		1117	7,000.00		
4.680.198.2640101-			MAWEGO TTI	UNIVERSITY/TER TIARY	16/6/14.		1118	7,000.00		
4.680.198.2640101-			MAWEGO TTI	UNIVERSITY/TER TIARY	16/6/14.		1119	7,000.00		
4.680.198.2640101-			MAWEGO TTI	UNIVERSITY/TER TIARY	16/6/14.		1120	7,000.00		
4.680.198.2640101-			MAWEGO TTI	UNIVERSITY/TER TIARY	16/6/14.		1121	7,000.00		
4.680.198.2640101-			MAWEGO TTI	UNIVERSITY/TER TIARY	16/6/14.		1122	7,000.00		
4.680.198.2640101-			GUSII INST OF TECH	UNIVERSITY/TER TIARY	16/6/14.	131	1123	7,000.00		

4.680.198.2640101-				GUSII INST OF TECH	UNIVERSITY/TER TIARY	16/6/14.		1124	7,000.00
4.680.198.2640101-				GUSII INST OF TECH	UNIVERSITY/TER TIARY	16/6/14.		1125	7,000.00
4.680.198.2640101-				GUSII INST OF TECH	UNIVERSITY/TER TIARY	16/6/14.		1126	7,000.00
4.680.198.2640101-				KEROKA TECH TRAINING INST	UNIVERSITY/TER TIARY	16/6/14.	132	1127	7,000.00
4.680.198.2640101-				KENYATTA UNIVERSITY	UNIVERSITY/TER TIARY	16/6/14.	133	1128	10,000.00
4.680.198.2640101-				KENYATTA UNIVERSITY	UNIVERSITY/TER TIARY	16/6/14.		1129	10,000.00
4.680.198.2640101-				KENYATTA UNIVERSITY	UNIVERSITY/TER TIARY	16/6/14.		1130	10,000.00
4.680.198.2640101-				KENYATTA UNIVERSITY	UNIVERSITY/TER TIARY	16/6/14.		1131	10,000.00
4.680.198.2640101-				KENYATTA UNIVERSITY	UNIVERSITY/TER TIARY	16/6/14.		1132	10,000.00
4.680.198.2640101-				KENYATTA UNIVERSITY	UNIVERSITY/TER TIARY	16/6/14.		1133	10,000.00
4.680.198.2640101-				KENYATTA UNIVERSITY	UNIVERSITY/TER TIARY	16/6/14.		1134	10,000.00
4.680.198.2640101-				KENYATTA UNIVERSITY	UNIVERSITY/TER TIARY	16/6/14.		1135	10,000.00
4.680.198.2640101-				KENYATTA UNIVERSITY	UNIVERSITY/TER TIARY	17/6/14.	133	1136	10,000.00
4.680.198.2640101-				KENYATTA UNIVERSITY	UNIVERSITY/TER TIARY	17/6/14.		1137	10,000.00
4.680.198.2640101-				KENYATTA UNIVERSITY	UNIVERSITY/TER TIARY	17/6/14.		1138	10,000.00
4.680.198.2640101-				KENYATTA UNIVERSITY	UNIVERSITY/TER TIARY	17/6/14.		1139	10,000.00
4.680.198.2640101-				KENYATTA UNIVERSITY	UNIVERSITY/TER TIARY	17/6/14.		1140	10,000.00
4.680.198.2640101-				KENYATTA UNIVERSITY	UNIVERSITY/TER TIARY	17/6/14.		1141	10,000.00
4.680.198.2640101-				KENYATTA UNIVERSITY	UNIVERSITY/TER TIARY	17/6/14.		1142	10,000.00
4.680.198.2640101-				KENYATTA UNIVERSITY	UNIVERSITY/TER TIARY	17/6/14.		1143	10,000.00
4.680.198.2640101-				KENYATTA UNIVERSITY	UNIVERSITY/TER TIARY	17/6/14.		1144	10,000.00
4.680.198.2640101-				KENYATTA UNIVERSITY	UNIVERSITY/TER TIARY	17/6/14.		1145	10,000.00
4.680.198.2640101-				KENYATTA UNIVERSITY	UNIVERSITY/TER TIARY	17/6/14.		1146	10,000.00

4.680.198.2640101-		KENYATTA UNIVERSITY	UNIVERSITY/TER TIARY	17/6/14.		1147	10,000.00		
4.680.198.2640101-		KENYATTA UNIVERSITY	UNIVERSITY/TER TIARY	17/6/14.		1148	10,000.00		
4.680.198.2640101-		KENYATTA UNIVERSITY	UNIVERSITY/TER TIARY	17/6/14.		1149	10,000.00		
4.680.198.2640101-		KENYATTA UNIVERSITY	UNIVERSITY/TER TIARY	17/6/14.		1150	10,000.00		
4.680.198.2640101-		KENYA TECH TEACHERS COLLEGE	UNIVERSITY/TER TIARY	17/6/14.	135	1151	7,000.00		
4.680.198.2640101-		CHUKA UNIVERSITY	UNIVERSITY/TER TIARY	17/6/14.	136	1152	10,000.00		
4.680.198.2640101-		CHUKA UNIVERSITY	UNIVERSITY/TER TIARY	17/6/14.		1153	10,000.00		
4.680.198.2640101-		CHUKA UNIVERSITY	UNIVERSITY/TER TIARY	17/6/14.		1154	10,000.00		
4.680.198.2640101-		CHUKA UNIVERSITY	UNIVERSITY/TER TIARY	17/6/14.		1155	10,000.00		
4.680.198.2640101-		CHUKA UNIVERSITY	UNIVERSITY/TER TIARY	17/6/14.		1156	10,000.00		
4.680.198.2640101-		CHUKA UNIVERSITY	UNIVERSITY/TER TIARY	17/6/14.		1157	10,000.00		
4.680.198.2640101-		KABIANGA UNIV	UNIVERSITY/TER TIARY	17/6/14.	137	1158	10,000.00		
4.680.198.2640101-		KABIANGA UNIV	UNIVERSITY/TER TIARY	17/6/14.		1159	10,000.00		
4.680.198.2640101-		KABIANGA UNIV	UNIVERSITY/TER TIARY	17/6/14.		1160	10,000.00		
4.680.198.2640101-		KABIANGA UNIV	UNIVERSITY/TER TIARY	17/6/14.		1161	7,000.00		
4.680.198.2640101-		KAMAGAMBO TTC	UNIVERSITY/TER TIARY	17/6/14.	138	1162	7,000.00		
4.680.198.2640101-		KAMAGAMBO TTC	UNIVERSITY/TER TIARY	17/6/14.		1163	10,000.00		
4.680.198.2640101-		JARAMOGI OGINGA UNIV	UNIVERSITY/TER TIARY	17/6/14.	139	1164	10,000.00		
4.680.198.2640101-		JARAMOGI OGINGA UNIV	UNIVERSITY/TER TIARY	17/6/14.		1165	10,000.00		
4.680.198.2640101-		JARAMOGI OGINGA UNIV	UNIVERSITY/TER TIARY	17/6/14.		1166	10,000.00		
4.680.198.2640101-		JARAMOGI OGINGA UNIV	UNIVERSITY/TER TIARY	17/6/14.		1167	10,000.00		
4.680.198.2640101-		JARAMOGI OGINGA UNIV	UNIVERSITY/TER TIARY	17/6/14.		1168	10,000.00		
4.680.198.2640101-		JARAMOGI OGINGA UNIV	UNIVERSITY/TER TIARY	17/6/14.					

4.680.198.2640101-		JARAMOGI OGINGA UNIV	UNIVERSITY/TER TIARY	17/6/14.		1169	10,000.00	
4.680.198.2640101-		JARAMOGI OGINGA UNIV	UNIVERSITY/TER TIARY	17/6/14.		1170	10,000.00	
4.680.198.2640101-		JARAMOGI OGINGA UNIV	UNIVERSITY/TER TIARY	17/6/14.		1171	10,000.00	
4.680.198.2640101-		JARAMOGI OGINGA UNIV	UNIVERSITY/TER TIARY	17/6/14.		1172	10,000.00	
4.680.198.2640101-		JARAMOGI OGINGA UNIV	UNIVERSITY/TER TIARY	17/6/14.		1173	10,000.00	
4.680.198.2640101-		JARAMOGI OGINGA UNIV	UNIVERSITY/TER TIARY	17/6/14.		1174	10,000.00	
4.680.198.2640101-		JKUAT	UNIVERSITY/TER TIARY	17/6/14.		1175	10,000.00	
4.680.198.2640101-		JKUAT	UNIVERSITY/TER TIARY	17/6/14.		1176	10,000.00	
4.680.198.2640101-		JKUAT	UNIVERSITY/TER TIARY	17/6/14.		1177	10,000.00	
4.680.198.2640101-		JKUAT	UNIVERSITY/TER TIARY	17/6/14.		1178	10,000.00	
4.680.198.2640101-		JKUAT	UNIVERSITY/TER TIARY	17/6/14.		1179	10,000.00	
4.680.198.2640101-		JKUAT	UNIVERSITY/TER TIARY	17/6/14.		1180	10,000.00	
4.680.198.2640101-		JKUAT	UNIVERSITY/TER TIARY	17/6/14.		1181	10,000.00	
4.680.198.2640101-		JKUAT	UNIVERSITY/TER TIARY	17/6/14.		1182	10,000.00	
4.680.198.2640101-		JKUAT	UNIVERSITY/TER TIARY	17/6/14.		1183	10,000.00	
4.680.198.2640101-		JKUAT	UNIVERSITY/TER TIARY	17/6/14.		1184	10,000.00	
4.680.198.2640101-		JKUAT	UNIVERSITY/TER TIARY	17/6/14.		1185	10,000.00	
4.680.198.2640101-		JKUAT	UNIVERSITY/TER TIARY	17/6/14.		1186	10,000.00	
4.680.198.2640101-		JKUAT	UNIVERSITY/TER TIARY	17/6/14.		1187	10,000.00	
4.680.198.2640101-		KABARNET KMTC	UNIVERSITY/TER TIARY	17/6/14.	141	1188	7,000.00	
4.680.198.2640101-		KABARNET KMTC	UNIVERSITY/TER TIARY	17/6/14.		1189	7,000.00	
4.680.198.2640101-		MASINDE UNIV.	UNIVERSITY/TER TIARY	17/6/14.	142	1190	10,000.00	
4.680.198.2640101-		MASINDE UNIV	UNIVERSITY/TER TIARY	17/6/14.		1191	10,000.00	

4.680.198.2640101-				NYANDIWA TTC	UNIVERSITY/TER TIARY	17/6/14.		1215	7,000.00	
4.680.198.2640101-				MACHAKOS TTC	UNIVERSITY/TER TIARY	17/6/14.	150	1216	7,000.00	
4.680.198.2640101-				MACHAKOS TTC	UNIVERSITY/TER TIARY	17/6/14.		1217	10,000.00	
4.680.198.2640101-				KMTC KITUI	UNIVERSITY/TER TIARY	17/6/14.	151	1218	7,000.00	
4.680.198.2640101-				KMTC KITUI	UNIVERSITY/TER TIARY	17/6/14.		1219	7,000.00	
4.680.198.2640101-				KMTC KISUMU	UNIVERSITY/TER TIARY	17/6/14.	152	1220	7,000.00	
4.680.198.2640101-				KMTC KISUMU	UNIVERSITY/TER TIARY	17/6/14.		1221	7,000.00	
4.680.198.2640101-				IGOJI TTC	UNIVERSITY/TER TIARY	17/6/14.	153	1222	7,000.00	
4.680.198.2640101-				MERU UNIV	UNIVERSITY/TER TIARY	17/6/14.	154	1223	10,000.00	
4.680.198.2640101-				MERU UNIV	UNIVERSITY/TER TIARY	17/6/14.		1224	10,000.00	
4.680.198.2640101-				MBITA ECDE TTC	UNIVERSITY/TER TIARY	17/6/14.	155	1225	7,000.00	
4.680.198.2640101-				NAKURU TTC	UNIVERSITY/TER TIARY	17/6/14.	156	1226	7,000.00	
4.680.198.2640101-				NAKURU TTC	UNIVERSITY/TER TIARY	17/6/14.		1227	7,000.00	
4.680.198.2640101-				NAKURU TTC	UNIVERSITY/TER TIARY	17/6/14.		1228	7,000.00	
4.680.198.2640101-				KISII UNIVERSITY	UNIVERSITY/TER TIARY	17/6/14.	157	1229	10,000.00	
4.680.198.2640101-				KISII UNIVERSITY	UNIVERSITY/TER TIARY	17/6/14.		1230	10,000.00	
4.680.198.2640101-				KISII UNIVERSITY	UNIVERSITY/TER TIARY	17/6/14.		1231	10,000.00	
4.680.198.2640101-				UNIV OF NAIROBI	UNIVERSITY/TER TIARY	17/6/14.	158	1232	10,000.00	
4.680.198.2640101-				UNIV OF NAIROBI	UNIVERSITY/TER TIARY	17/6/14.		1233	10,000.00	
4.680.198.2640101-				UNIV OF NAIROBI	UNIVERSITY/TER TIARY	17/6/14.		1234	10,000.00	
4.680.198.2640101-				UNIV OF NAIROBI	UNIVERSITY/TER TIARY	17/6/14.		1235	10,000.00	
4.680.198.2640101-				UNIV OF NAIROBI	UNIVERSITY/TER TIARY	17/6/14.		1236	10,000.00	
4.680.198.2640101-				UNIV OF NAIROBI	UNIVERSITY/TER TIARY	17/6/14.		1237	10,000.00	

4.680.198.2640101-			UNIV OF NAIROBI	UNIVERSITY/TER TIARY	17/6/14.		1238	10,000.00		
4.680.198.2640101-			UNIV OF NAIROBI	UNIVERSITY/TER TIARY	17/6/14.		1239	10,000.00		
4.680.198.2640101-			UNIV OF NAIROBI	UNIVERSITY/TER TIARY	17/6/14.		1240	10,000.00		
4.680.198.2640101-			UNIV OF NAIROBI	UNIVERSITY/TER TIARY	17/6/14.		1241	10,000.00		
4.680.198.2640101-			UNIV OF NAIROBI	UNIVERSITY/TER TIARY	17/6/14.		1242	10,000.00		
4.680.198.2640101-			UNIV OF NAIROBI	UNIVERSITY/TER TIARY	17/6/14.		1243	10,000.00		
4.680.198.2640101-			UNIV OF NAIROBI	UNIVERSITY/TER TIARY	17/6/14.		1244	10,000.00		
4.680.198.2640101-			UNIV OF NAIROBI	UNIVERSITY/TER TIARY	17/6/14.		1245	10,000.00		
4.680.198.2640101-			UNIV OF NAIROBI	UNIVERSITY/TER TIARY	17/6/14.		1246	10,000.00		
4.680.198.2640101-			UNIV OF NAIROBI	UNIVERSITY/TER TIARY	17/6/14.		1247	10,000.00		
4.680.198.2640101-			UNIV OF NAIROBI	UNIVERSITY/TER TIARY	17/6/14.		1248	10,000.00		
4.680.198.2640101-			UNIV OF NAIROBI	UNIVERSITY/TER TIARY	17/6/14.		1249	10,000.00		
4.680.198.2640101-			UNIV OF ELDORET	UNIVERSITY/TER TIARY	17/6/14.	160	1251	10,000.00		
4.680.198.2640101-			UNIV OF ELDORET	UNIVERSITY/TER TIARY	17/6/14.		1252	10,000.00		
4.680.198.2640101-			UNIV OF ELDORET	UNIVERSITY/TER TIARY	17/6/14.		1253	10,000.00		
4.680.198.2640101-			UNIV OF ELDORET	UNIVERSITY/TER TIARY	17/6/14.		1254	10,000.00		
4.680.198.2640101-			UNIV OF ELDORET	UNIVERSITY/TER TIARY	17/6/14.		1255	10,000.00		
4.680.198.2640101-			UNIV OF ELDORET	UNIVERSITY/TER TIARY	17/6/14.		1256	10,000.00		
4.680.198.2640101-			UNIV OF ELDORET	UNIVERSITY/TER TIARY	17/6/14.		1257	10,000.00		
4.680.198.2640101-			ELGON VIEW COLLEGE	UNIVERSITY/TER TIARY	17/6/14.	161	1258	7,000.00		
4.680.198.2640101-			ELGON VIEW COLLEGE	UNIVERSITY/TER TIARY	17/6/14.		1259	7,000.00		
4.680.198.2640101-			MSOMI TTC	UNIVERSITY/TER TIARY	17/6/14.	162	1260	7,000.00		
4.680.198.2640101-			MSOMI TTC	UNIVERSITY/TER TIARY	17/6/14.		1261	7,000.00		

4.680.198.2640101-			MSOMI TTC	UNIVERSITY/TER TIARY	17/6/14.		1262	7,000.00		
4.680.198.2640101-			MOSORIOT TTC	UNIVERSITY/TER TIARY	17/6/14.	163	1263	7,000.00		
4.680.198.2640101-			MOSORIOT TTC	UNIVERSITY/TER TIARY	17/6/14.		1264	7,000.00		
4.680.198.2640101-			MOSORIOT TTC	UNIVERSITY/TER TIARY	17/6/14.		1265	7,000.00		
4.680.198.2640101-			NAIROBI AVIATION COLLEGE	UNIVERSITY/TER TIARY	17/6/14.	164	1266	7,000.00		
4.680.198.2640101-			NAIROBI AVIATION COLLEGE	UNIVERSITY/TER TIARY	17/6/14.		1267	7,000.00		
4.680.198.2640101-			NAIROBI AVIATION COLLEGE	UNIVERSITY/TER TIARY	17/6/14.		1268	7,000.00		
4.680.198.2640101-			NAIROBI AVIATION COLLEGE	UNIVERSITY/TER TIARY	17/6/14.		1269	7,000.00		
4.680.198.2640101-			WESTERN REGION ECDE TTC	UNIVERSITY/TER TIARY	17/6/14.	165	1270	7,000.00		
4.680.198.2640101-			WESTERN REGION ECDE TTC	UNIVERSITY/TER TIARY	17/6/14.		1271	7,000.00		
4.680.198.2640101-			WESTERN REGION ECDE TTC	UNIVERSITY/TER TIARY	17/6/14.		1272	7,000.00		
4.680.198.2640101-			WESTERN REGION ECDE TTC	UNIVERSITY/TER TIARY	17/6/14.		1273	7,000.00		
4.680.198.2640101-			WESTERN REGION ECDE TTC	UNIVERSITY/TER TIARY	17/6/14.		1274	7,000.00		
4.680.198.2640101-			WESTERN REGION ECDE TTC	UNIVERSITY/TER TIARY	17/6/14.		1275	7,000.00		
4.680.198.2640101-			WESTERN REGION ECDE TTC	UNIVERSITY/TER TIARY	17/6/14.		1276	7,000.00		
4.680.198.2640101-			WESTERN REGION ECDE TTC	UNIVERSITY/TER TIARY	17/6/14.		1277	7,000.00		

4.680.198.2640101-			WESTERN REGION ECDE TTC	UNIVERSITY/TER TIARY	17/6/14.		1278	7,000.00		
4.680.198.2640101-			WESTERN REGION ECDE TTC	UNIVERSITY/TER TIARY	17/6/14.		1279	7,000.00		
4.680.198.2640101-			WESTERN REGION ECDE TTC	UNIVERSITY/TER TIARY	17/6/14.		1280	7,000.00		
4.680.198.2640101-			MT. KENYA UNIV	UNIVERSITY/TER TIARY	17/6/14.	166	1281	10,000.00		
4.680.198.2640101-			MT. KENYA UNIV	UNIVERSITY/TER TIARY	17/6/14.		1282	10,000.00		
4.680.198.2640101-			MT. KENYA UNIV	UNIVERSITY/TER TIARY	17/6/14.		1283	10,000.00		
4.680.198.2640101-			MT. KENYA UNIV	UNIVERSITY/TER TIARY	17/6/14.		1284	10,000.00		
4.680.198.2640101-			MT. KENYA UNIV	UNIVERSITY/TER TIARY	17/6/14.		1285	10,000.00		
4.680.198.2640101-			WAONDO YOUTH POLY	UNIVERSITY/TER TIARY	17/6/14.	167	1286	7,000.00		
4.680.198.2640101-			WAONDO YOUTH POLY	UNIVERSITY/TER TIARY	17/6/14.		1287	7,000.00		
4.680.198.2640101-			WAONDO YOUTH POLY	UNIVERSITY/TER TIARY	17/6/14.		1288	7,000.00		
4.680.198.2640101-			WAONDO YOUTH POLY	UNIVERSITY/TER TIARY	17/6/14.		1289	7,000.00		
4.680.198.2640101-			WAONDO YOUTH POLY	UNIVERSITY/TER TIARY	17/6/14.		1290	7,000.00		
4.680.198.2640101-			WAONDO YOUTH POLY	UNIVERSITY/TER TIARY	17/6/14.		1291	7,000.00		
4.680.198.2640101-			TECH UNIV OF MSA	UNIVERSITY/TER TIARY	17/6/14.	168	1292	10,000.00		
4.680.198.2640101-			TECH UNIV OF MSA	UNIVERSITY/TER TIARY	17/6/14.		1293	10,000.00		
4.680.198.2640101-			TECH UNIV OF MSA	UNIVERSITY/TER TIARY	17/6/14.		1294	10,000.00		
4.680.198.2640101-			SUBA INST OF DEV STUDIES	UNIVERSITY/TER TIARY	17/6/14.	169	1295	7,000.00		
4.680.198.2640101-			SUBA INST OF DEV STUDIES	UNIVERSITY/TER TIARY	17/6/14.		1296	7,000.00		
4.680.198.2640101-			SUBA INST OF DEV STUDIES	UNIVERSITY/TER TIARY	17/6/14.		1297	7,000.00		
4.680.198.2640101-			SUBA INST OF DEV STUDIES	UNIVERSITY/TER TIARY	17/6/14.		1298	7,000.00		

4.680.198.2640101-			SUBA INST OF DEV STUDIES	UNIVERSITY/TER TIARY	17/6/14.		1299	7,000.00	
4.680.198.2640101-			SUBA INST OF DEV STUDIES	UNIVERSITY/TER TIARY	17/6/14.		1300	7,000.00	
4.680.198.2640101-			SUBA INST OF DEV STUDIES	UNIVERSITY/TER TIARY	17/6/14.		1301	7,000.00	
4.680.198.2640101-			WAIGA YOUTH POLY	UNIVERSITY/TER TIARY	17/6/14.	170	1302	7,000.00	
4.680.198.2640101-			MOI GIRLS SEC	UNIVERSITY/TER TIARY	17/6/14.	171	1303	180,000.00	
4.680.198.2640101-			KENYA SCHOOL OF LAW	UNIVERSITY/TER TIARY	17/6/14.	172	1305	20,000.00	
4.680.198.2640101-			WAKIAGA YOUTH POLY	UNIVERSITY/TER TIARY	17/6/14.	173	1306	7,000.00	
4.680.198.2640101-			UEAB	UNIVERSITY/TER TIARY	17/6/14.	174	1308	10,000.00	
4.680.198.2640101-			UEAB	UNIVERSITY/TER TIARY	17/6/14.		1309	10,000.00	
4.680.198.2640101-			UEAB	UNIVERSITY/TER TIARY	17/6/14.		1310	10,000.00	
4.680.198.2640101-			UEAB	UNIVERSITY/TER TIARY	17/6/14.		1311	10,000.00	
4.680.198.2640101-			UEAB	UNIVERSITY/TER TIARY	17/6/14.		1312	10,000.00	
4.680.198.2640101-			UEAB	UNIVERSITY/TER TIARY	17/6/14.		1313	10,000.00	
4.680.198.2640101-			UEAB	UNIVERSITY/TER TIARY	17/6/14.		1314	10,000.00	
4.680.198.2640101-			UEAB	UNIVERSITY/TER TIARY	17/6/14.		1315	10,000.00	
4.680.198.2640101-			SUBA ECD TTC	UNIVERSITY/TER TIARY	17/6/14.	176	1316	63,000.00	
4.680.198.2640101-			KAMWENJE TTC	UNIVERSITY/TER TIARY	17/6/14.	177	1319	7,000.00	
4.680.198.2640101-			MURANGA TTC	UNIVERSITY/TER TIARY	17/6/14.	178	1320	7,000.00	
4.680.198.2640101-			MASENO UNIVERSITY	UNIVERSITY/TER TIARY	17/6/14.	179	1321	10,000.00	
4.680.198.2640101-			MASENO UNIVERSITY	UNIVERSITY/TER TIARY	17/6/14.		1322	10,000.00	
4.680.198.2640101-			MASENO UNIVERSITY	UNIVERSITY/TER TIARY	17/6/14.		1323	10,000.00	
4.680.198.2640101-			MASENO UNIVERSITY	UNIVERSITY/TER TIARY	17/6/14.		1324	10,000.00	
4.680.198.2640101-			MASENO UNIVERSITY	UNIVERSITY/TER TIARY	17/6/14.		1325	10,000.00	

4.680.198.2640101-		MASENO UNIVERSITY	UNIVERSITY/TER TIARY	17/6/14.	1326	10,000.00		
4.680.198.2640101-		MASENO UNIVERSITY	UNIVERSITY/TER TIARY	17/6/14.	1327	10,000.00		
4.680.198.2640101-		MASENO UNIVERSITY	UNIVERSITY/TER TIARY	17/6/14.	1328	10,000.00		
4.680.198.2640101-		MASENO UNIVERSITY	UNIVERSITY/TER TIARY	17/6/14.	1329	10,000.00		
4.680.198.2640101-		MASENO UNIVERSITY	UNIVERSITY/TER TIARY	17/6/14.	1330	10,000.00		
4.680.198.2640101-		MASENO UNIVERSITY	UNIVERSITY/TER TIARY	17/6/14.	1331	10,000.00		
4.680.198.2640101-		MASENO UNIVERSITY	UNIVERSITY/TER TIARY	17/6/14.	1332	10,000.00		
4.680.198.2640101-		MASENO UNIVERSITY	UNIVERSITY/TER TIARY	17/6/14.	1333	10,000.00		
4.680.198.2640101-		MASENO UNIVERSITY	UNIVERSITY/TER TIARY	17/6/14.	1334	10,000.00		
4.680.198.2640101-		MASENO UNIVERSITY	UNIVERSITY/TER TIARY	17/6/14.	1335	10,000.00		
4.680.198.2640101-		MASENO UNIVERSITY	UNIVERSITY/TER TIARY	18/6/14.	1336	10,000.00		
4.680.198.2640101-		MASENO UNIVERSITY	UNIVERSITY/TER TIARY	18/6/14.	1337	10,000.00		
4.680.198.2640101-		MASENO UNIVERSITY	UNIVERSITY/TER TIARY	18/6/14.	1338	10,000.00		
4.680.198.2640101-		MASENO UNIVERSITY	UNIVERSITY/TER TIARY	18/6/14.	1339	10,000.00		
4.680.198.2640101-		MASENO UNIVERSITY	UNIVERSITY/TER TIARY	18/6/14.	1340	10,000.00		
4.680.198.2640101-		MASENO UNIVERSITY	UNIVERSITY/TER TIARY	18/6/14.	1341	10,000.00		
4.680.198.2640101-		MASENO UNIVERSITY	UNIVERSITY/TER TIARY	18/6/14.	1342	10,000.00		
4.680.198.2640101-		MASENO UNIVERSITY	UNIVERSITY/TER TIARY	18/6/14.	1343	10,000.00		
4.680.198.2640101-		MASENO UNIVERSITY	UNIVERSITY/TER TIARY	18/6/14.	1344	10,000.00		
4.680.198.2640101-		MASENO UNIVERSITY	UNIVERSITY/TER TIARY	18/6/14.	1345	10,000.00		
4.680.198.2640101-		MASENO UNIVERSITY	UNIVERSITY/TER TIARY	18/6/14.	1346	10,000.00		
4.680.198.2640101-		MASENO UNIVERSITY	UNIVERSITY/TER TIARY	18/6/14.	1347	10,000.00		
4.680.198.2640101-		MASENO UNIVERSITY	UNIVERSITY/TER TIARY	18/6/14.	1348	10,000.00		

4.680.198.2640101-			MASENO UNIVERSITY	UNIVERSITY/TER TIARY	18/6/14.		1349	10,000.00		
4.680.198.2640101-			MASENO UNIVERSITY	UNIVERSITY/TER TIARY	18/6/14.		1350	10,000.00		
4.680.198.2640101-			MASENO UNIVERSITY	UNIVERSITY/TER TIARY	18/6/14.		1351	10,000.00		
4.680.198.2640101-			MASENO UNIVERSITY	UNIVERSITY/TER TIARY	18/6/14.		1352	10,000.00		
4.680.198.2640101-			MASENO UNIVERSITY	UNIVERSITY/TER TIARY	18/6/14.		1353	10,000.00		
4.680.198.2640101-			MASENO UNIVERSITY	UNIVERSITY/TER TIARY	18/6/14.		1354	10,000.00		
4.680.198.2640101-			MASENO UNIVERSITY	UNIVERSITY/TER TIARY	18/6/14.		1355	10,000.00		
4.680.198.2640101-			MASENO UNIVERSITY	UNIVERSITY/TER TIARY	18/6/14.		1356	10,000.00		
4.680.198.2640101-			MASENO UNIVERSITY	UNIVERSITY/TER TIARY	18/6/14.		1357	10,000.00		
4.680.198.2640101-			MASENO UNIVERSITY	UNIVERSITY/TER TIARY	18/6/14.		1358	10,000.00		
4.680.198.2640101-			MASENO UNIVERSITY	UNIVERSITY/TER TIARY	18/6/14.		1359	10,000.00		
4.680.198.2640101-			MASENO UNIVERSITY	UNIVERSITY/TER TIARY	18/6/14.		1361	10,000.00		
4.680.198.2640101-			MASENO UNIVERSITY	UNIVERSITY/TER TIARY	18/6/14.		1362	10,000.00		
4.680.198.2640101-			RUSINGA ECDE	UNIVERSITY/TER TIARY	18/6/14.	181	1363	42,000.00		
4.680.198.2640101-			RONGO UNIVERSITY COLLEGE	UNIVERSITY/TER TIARY	18/6/14.	183	1365	10,000.00		
4.680.198.2640101-			RONGO UNIVERSITY COLLEGE	UNIVERSITY/TER TIARY	18/6/14.		1366	10,000.00		
4.680.198.2640101-			RONGO UNIVERSITY COLLEGE	UNIVERSITY/TER TIARY	18/6/14.		1367	10,000.00		
4.680.198.2640101-			RONGO UNIVERSITY COLLEGE	UNIVERSITY/TER TIARY	18/6/14.		1368	10,000.00		
4.680.198.2640101-			RONGO UNIVERSITY COLLEGE	UNIVERSITY/TER TIARY	18/6/14.		1369	10,000.00		
4.680.198.2640101-			RONGO UNIVERSITY COLLEGE	UNIVERSITY/TER TIARY	18/6/14.		1370	10,000.00		

4.680.198.2640101-			MASENO UNIVERSITY	UNIVERSITY/TER TIARY	18/6/14.		1349	10,000.00		
4.680.198.2640101-			MASENO UNIVERSITY	UNIVERSITY/TER TIARY	18/6/14.		1350	10,000.00		
4.680.198.2640101-			MASENO UNIVERSITY	UNIVERSITY/TER TIARY	18/6/14.		1351	10,000.00		
4.680.198.2640101-			MASENO UNIVERSITY	UNIVERSITY/TER TIARY	18/6/14.		1352	10,000.00		
4.680.198.2640101-			MASENO UNIVERSITY	UNIVERSITY/TER TIARY	18/6/14.		1353	10,000.00		
4.680.198.2640101-			MASENO UNIVERSITY	UNIVERSITY/TER TIARY	18/6/14.		1354	10,000.00		
4.680.198.2640101-			MASENO UNIVERSITY	UNIVERSITY/TER TIARY	18/6/14.		1355	10,000.00		
4.680.198.2640101-			MASENO UNIVERSITY	UNIVERSITY/TER TIARY	18/6/14.		1356	10,000.00		
4.680.198.2640101-			MASENO UNIVERSITY	UNIVERSITY/TER TIARY	18/6/14.		1357	10,000.00		
4.680.198.2640101-			MASENO UNIVERSITY	UNIVERSITY/TER TIARY	18/6/14.		1358	10,000.00		
4.680.198.2640101-			MASENO UNIVERSITY	UNIVERSITY/TER TIARY	18/6/14.		1359	10,000.00		
4.680.198.2640101-			MASENO UNIVERSITY	UNIVERSITY/TER TIARY	18/6/14.		1361	10,000.00		
4.680.198.2640101-			MASENO UNIVERSITY	UNIVERSITY/TER TIARY	18/6/14.		1362	10,000.00		
4.680.198.2640101-			RUSINGA ECDE	UNIVERSITY/TER TIARY	18/6/14.	181	1363	42,000.00		
4.680.198.2640101-			RONGO UNIVERSITY COLLEGE	UNIVERSITY/TER TIARY	18/6/14.	183	1365	10,000.00		
4.680.198.2640101-			RONGO UNIVERSITY COLLEGE	UNIVERSITY/TER TIARY	18/6/14.		1366	10,000.00		
4.680.198.2640101-			RONGO UNIVERSITY COLLEGE	UNIVERSITY/TER TIARY	18/6/14.		1367	10,000.00		
4.680.198.2640101-			RONGO UNIVERSITY COLLEGE	UNIVERSITY/TER TIARY	18/6/14.		1368	10,000.00		
4.680.198.2640101-			RONGO UNIVERSITY COLLEGE	UNIVERSITY/TER TIARY	18/6/14.		1369	10,000.00		
4.680.198.2640101-			RONGO UNIVERSITY COLLEGE	UNIVERSITY/TER TIARY	18/6/14.		1370	10,000.00		

4.680.198.2640101-				KISUMU POLYTECHNIC	UNIVERSITY/TER TIARY	18/6/14.		1392	7,000.00	
4.680.198.2640101-				KISUMU POLYTECHNIC	UNIVERSITY/TER TIARY	18/6/14.		1393	7,000.00	
4.680.198.2640101-				KISUMU POLYTECHNIC	UNIVERSITY/TER TIARY	18/6/14.		1394	7,000.00	
4.680.198.2640101-				KISUMU POLYTECHNIC	UNIVERSITY/TER TIARY	18/6/14.		1395	7,000.00	
4.680.198.2640101-				KISUMU POLYTECHNIC	UNIVERSITY/TER TIARY	18/6/14.		1396	7,000.00	
4.680.198.2640101-				KISUMU POLYTECHNIC	UNIVERSITY/TER TIARY	18/6/14.		1397	7,000.00	
4.680.198.2640101-				KISUMU POLYTECHNIC	UNIVERSITY/TER TIARY	18/6/14.		1398	7,000.00	
4.680.198.2640101-				KISUMU POLYTECHNIC	UNIVERSITY/TER TIARY	18/6/14.		1399	7,000.00	
4.680.198.2640101-				KISUMU POLYTECHNIC	UNIVERSITY/TER TIARY	18/6/14.		1400	7,000.00	
4.680.198.2640101-				ST AUGUSTINE MIROGI BOYS	UNIVERSITY/TER TIARY	18/6/14.	186	1401	15,000.00	
4.680.198.2640101-				KENYA INST OF MASS COM	UNIVERSITY/TER TIARY	18/6/14.	187	1402	7,000.00	
4.680.198.2640101-				KENYA INST OF MASS COM	UNIVERSITY/TER TIARY	18/6/14.		1403	7,000.00	
4.680.198.2640101-				RAMOGI INST OF ADVANCED TECH	UNIVERSITY/TER TIARY	18/6/14.	188	1404	7,000.00	
4.680.198.2640101-				RAMOGI INST OF ADVANCED TECH	UNIVERSITY/TER TIARY	18/6/14.		1405	7,000.00	
4.680.198.2640101-				TECH UNIV OF KENYA	UNIVERSITY/TER TIARY	18/6/14.	189	1406	10,000.00	
4.680.198.2640101-				TECH UNIV OF KENYA	UNIVERSITY/TER TIARY	18/6/14.		1407	10,000.00	
4.680.198.2640101-				TECH UNIV OF KENYA	UNIVERSITY/TER TIARY	18/6/14.		1408	10,000.00	
4.680.198.2640101-				TECH UNIV OF KENYA	UNIVERSITY/TER TIARY	18/6/14.		1409	10,000.00	
4.680.198.2640101-				SOUTH EASTERN UNIV OF KENYA	UNIVERSITY/TER TIARY	18/6/14.	191	1411	10,000.00	
4.680.198.2640101-				ST BERNARD YOUTH TRAINING CENTER	UNIVERSITY/TER TIARY	20/6/14.	197	1417	7,000.00	

4.680.198.2640101-		SIGALAGALA POLY	UNIVERSITY/TER TIARY	20/6/14.	201	1422	7,000.00		
4.680.198.2640101-		SIGALAGALA POLY	UNIVERSITY/TER TIARY	20/6/14.		1423	7,000.00		
4.680.198.2640101-		ST FRANCIS TTI ASUMBI	UNIVERSITY/TER TIARY	20/6/14.	206	1428	7,000.00		
4.680.198.2640101-		THOGOTO TTC	UNIVERSITY/TER TIARY	20/6/14.	208	1430	7,000.00		
4.680.198.2640101-		ST MAYALISHA ECD	UNIVERSITY/TER TIARY	20/6/14.	214	1436	7,000.00		
4.680.198.2640101-		TAMBACH TTC	UNIVERSITY/TER TIARY	20/6/14.	219	1441	7,000.00		
4.680.198.2640101-		TAITA TAVETA UNIV	UNIVERSITY/TER TIARY	20/6/14.	220	1442	10,000.00		
4.680.198.2640101-		ZETECH COLLEGE	UNIVERSITY/TER TIARY	20/6/14.	221	1443	7,000.00		
4.680.198.2640101-		SINDO POLY	UNIVERSITY/TER TIARY	20/6/14.	223	1445	7,000.00		
4.680.198.2640101-		MOI UNIV	UNIVERSITY/TER TIARY	20/6/14.	236	1459	10,000.00		
4.680.198.2640101-		YOLIFA INSTITUTE OF BUSINESS STUDIES	UNIVERSITY/TER TIARY	20/6/14.	237	1460	7,000.00		
4.680.198.2640101-		KISUMU MTC	UNIVERSITY/TER TIARY	20/6/14.	240	1463	7,000.00		
4.680.198.2640101-		KMTC HOMABAY	UNIVERSITY/TER TIARY	20/6/14.	241	1464	7,000.00		
4.680.198.2640101-		HOMABAY MTC	UNIVERSITY/TER TIARY	20/6/14.	243	1466	7,000.00		
4.680.198.2640101-		ELDOROT MTC	UNIVERSITY/TER TIARY	20/6/14.	248	1471	7,000.00		
4.680.198.2640101-		KISII DICECE	UNIVERSITY/TER TIARY	20/6/14.	249	1472	7,000.00		
4.680.198.2640101-		KISII MTC	UNIVERSITY/TER TIARY	20/6/14.	250	1473	7,000.00		
4.680.198.2640101-		NYANZA COLLEGE OF ECD	UNIVERSITY/TER TIARY	20/6/14.	254	1477	7,000.00		
4.680.198.2640101-		PWANI UNIV	UNIVERSITY/TER TIARY	20/6/14.	255	1478	10,000.00		
4.680.198.2640101-		NAROK TTC	UNIVERSITY/TER TIARY	20/6/14.	257	1480	7,000.00		
4.680.198.2640101-		KASKOMA INST ECDE	UNIVERSITY/TER TIARY	20/6/14.	261	1484	7,000.00		

4.680.198.2640101-			MARIST INT UNIV	UNIVERSITY/TER	20/6/14.	265	1488	10,000.00	
4.680.198.2640101-			TIARY	UNIVERSITY/TER	20/6/14.	266	1489	7,000.00	
4.680.198.2640101-			MANO KISUMU ECDE	UNIVERSITY/TER	20/6/14.	270	1493	7,000.00	
4.680.198.2640101-			MAHANAIM EDUC INT	UNIVERSITY/TER	20/6/14.	272	1495	10,000.00	
4.680.198.2640101-			MAASAI MARA UNIV	UNIVERSITY/TER	20/6/14.	276	1499	7,000.00	
4.680.198.2640101-			POTENTIAL INST	UNIVERSITY/TER	20/6/14.	279	1503	7,000.00	
4.680.198.2640101-			IMPERIAL DRIVING SCH	UNIVERSITY/TER	20/6/14.	282	1506	7,000.00	
4.680.198.2640101-			BISHOP HANIGTON TTC	UNIVERSITY/TER	20/6/14.	284	1508	7,000.00	
4.680.198.2640101-			AHERO YOUTH POLY	UNIVERSITY/TER	20/6/14.	285	1509	7,000.00	
4.680.198.2640101-			AIRIDS ELD COMPUS	UNIVERSITY/TER	20/6/14.	289	1513	7,000.00	
4.680.198.2640101-			AFRICAN INST OF RESEARCH	UNIVERSITY/TER	20/6/14.	297	1521	7,000.00	
4.680.198.2640101-			BONDO INST OF DEV	UNIVERSITY/TER	20/6/14.	300	1524	7,000.00	
4.680.198.2640101-			KMTC KAPKATET	UNIVERSITY/TER	20/6/14.	301	1525	10,000.00	
4.680.198.2640101-			ST MAGDALENE TTC	UNIVERSITY/TER	20/6/14.	302	1526	7,000.00	
4.680.198.2640101-			KMTC KAREN CAMPUS	UNIVERSITY/TER	20/6/14.	303	1527	7,000.00	
4.680.198.2640101-			INTERNATIONAL TTC	UNIVERSITY/TER	20/6/14.	304	1528	10,000.00	
4.680.198.2640101-			EGERTON UNIVERSITY	UNIVERSITY/TER	20/6/14.	304	1529	10,000.00	
4.680.198.2640101-			EGERTON UNIVERSITY	UNIVERSITY/TER	20/6/14.	1530	1530	10,000.00	
4.680.198.2640101-			EGERTON UNIVERSITY	UNIVERSITY/TER	20/6/14.	1531	1531	10,000.00	
4.680.198.2640101-			EGERTON UNIVERSITY	UNIVERSITY/TER	20/6/14.	1532	1532	10,000.00	
4.680.198.2640101-			EGERTON UNIVERSITY	UNIVERSITY/TER	20/6/14.	1533	1533	10,000.00	
4.680.198.2640101-			EGERTON UNIVERSITY	UNIVERSITY/TER	20/6/14.	1534	1534	10,000.00	
4.680.198.2640101-			EGERTON UNIVERSITY	UNIVERSITY/TER	20/6/14.	1535	1535	10,000.00	

4.680.198.2640101-			EGERTON UNIVERSITY	UNIVERSITY/TER TIARY	20/6/14.		1536	10,000.00		
4.680.198.2640101-			EGERTON UNIVERSITY	UNIVERSITY/TER TIARY	20/6/14.		1537	10,000.00		
4.680.198.2640101-			EGERTON UNIVERSITY	UNIVERSITY/TER TIARY	20/6/14.		1538	10,000.00		
4.680.198.2640101-			EGERTON UNIVERSITY	UNIVERSITY/TER TIARY	24/6/14.	304	1539	10,000.00		
4.680.198.2640101-			EGERTON UNIVERSITY	UNIVERSITY/TER TIARY	24/6/14.		1540	10,000.00		
4.680.198.2640101-			EGERTON UNIVERSITY	UNIVERSITY/TER TIARY	24/6/14.		1541	10,000.00		
4.680.198.2640101-			EGERTON UNIVERSITY	UNIVERSITY/TER TIARY	24/6/14.		1542	10,000.00		
4.680.198.2640101-			EGERTON UNIVERSITY	UNIVERSITY/TER TIARY	24/6/14.		1543	10,000.00		
4.680.198.2640101-			EGERTON UNIVERSITY	UNIVERSITY/TER TIARY	24/6/14.		1544	10,000.00		
4.680.198.2640101-			EGERTON UNIVERSITY	UNIVERSITY/TER TIARY	24/6/14.		1545	10,000.00		
4.680.198.2640101-			EGERTON UNIVERSITY	UNIVERSITY/TER TIARY	24/6/14.		1546	10,000.00		
4.680.198.2640101-			EGERTON UNIVERSITY	UNIVERSITY/TER TIARY	24/6/14.		1547	10,000.00		
4.680.198.2640101-			EGERTON UNIVERSITY	UNIVERSITY/TER TIARY	24/6/14.		1548	10,000.00		
4.680.198.2640101-			EGERTON UNIVERSITY	UNIVERSITY/TER TIARY	24/6/14.		1549	10,000.00		
4.680.198.2640101-			EGERTON UNIVERSITY	UNIVERSITY/TER TIARY	24/6/14.		1550	10,000.00		
4.680.198.2640101-			EGERTON UNIVERSITY	UNIVERSITY/TER TIARY	24/6/14.		1551	10,000.00		
4.680.198.2640101-			EGERTON UNIVERSITY	UNIVERSITY/TER TIARY	24/6/14.		1552	10,000.00		
4.680.198.2640101-			EGERTON UNIVERSITY	UNIVERSITY/TER TIARY	24/6/14.		1553	10,000.00		
4.680.198.2640101-			MOI UNIV	UNIVERSITY/TER TIARY	24/6/14.	305	1554	10,000.00		
4.680.198.2640101-			MOI UNIV	UNIVERSITY/TER TIARY	24/6/14.		1555	10,000.00		
4.680.198.2640101-			MOI UNIV	UNIVERSITY/TER TIARY	24/6/14.		1556	10,000.00		
4.680.198.2640101-			MOI UNIV	UNIVERSITY/TER TIARY	24/6/14.		1557	10,000.00		
4.680.198.2640101-			MOI UNIV	UNIVERSITY/TER TIARY	24/6/14.		1558	10,000.00		

4.680.198.2640101-		MOI UNIV	UNIVERSITY/TER TIARY	24/6/14.		1559	10,000.00		
4.680.198.2640101-		MOI UNIV	UNIVERSITY/TER TIARY	24/6/14.		1560	10,000.00		
4.680.198.2640101-		MOI UNIV	UNIVERSITY/TER TIARY	24/6/14.		1561	10,000.00		
4.680.198.2640101-		MOI UNIV	UNIVERSITY/TER TIARY	24/6/14.		1562	10,000.00		
4.680.198.2640101-		MOI UNIV	UNIVERSITY/TER TIARY	24/6/14.		1563	10,000.00		
4.680.198.2640101-		MOI UNIV	UNIVERSITY/TER TIARY	24/6/14.		1564	10,000.00		
4.680.198.2640101-		MOI UNIV	UNIVERSITY/TER TIARY	24/6/14.		1565	10,000.00		
4.680.198.2640101-		MOI UNIV	UNIVERSITY/TER TIARY	24/6/14.		1566	10,000.00		
4.680.198.2640101-		MOI UNIV	UNIVERSITY/TER TIARY	24/6/14.		1567	10,000.00		
4.680.198.2640101-		MOI UNIV	UNIVERSITY/TER TIARY	24/6/14.		1568	10,000.00		
4.680.198.2640101-		MOI UNIV	UNIVERSITY/TER TIARY	24/6/14.		1569	10,000.00		
4.680.198.2640101-		KITUI TTC	UNIVERSITY/TER TIARY	24/6/14.	311	1575	7,000.00		
4.680.198.2640101-		NYANZA COLLEGE OF ECD	UNIVERSITY/TER TIARY	24/6/14.	312	1577	3,000.00		
4.680.198.2640101-		NAKURU TTC	UNIVERSITY/TER TIARY	24/6/14.	316	1581	3,000.00		
4.680.198.2640101-		KISUMU POLYTECHNIC	UNIVERSITY/TER TIARY	24/6/14.	320	1585	6,000.00		
4.680.198.2640101-		KIBABII TTC	UNIVERSITY/TER TIARY	24/6/14.	321	1586	6,000.00		
4.680.198.2640101-		KENYATTA UNIVERSITY	UNIVERSITY/TER TIARY	24/6/14.	322	1587	10,000.00		
4.680.198.2640101-		KENYA INST OF MASS COM	UNIVERSITY/TER TIARY	24/6/14.	323	1588	3,000.00		
4.680.198.2640101-		EGERTON UNIVERSITY	UNIVERSITY/TER TIARY	24/6/14.	329	1594	10,000.00		
4.680.198.2640101-		UNIV OF NAIROBI	UNIVERSITY/TER TIARY	24/6/14.	343	1608	10,000.00		
4.680.198.2640101-		ST JOHNS TTC HILIMAMBONO	UNIVERSITY/TER TIARY	24/6/14.	372	1638	7,000.00		
4.680.198.2640101-		MAASAI MARA UNIV	UNIVERSITY/TER TIARY	24/6/14.	377	1643	10,000.00		

		LAMBWE EAST CHIEFS OFFICE	Security	11/2/2014	14	798	200,000.00		
		MFANGANO EAST CHIEFS OFFICE	Security	12/6/2014	21	994	800,000.00		
		Sub total					3,600,000.00	3,600,000.00	
	GEOLOGICAL SURVEY								
4.680.198.3110202		SCOPE DEV SURVEY		28/2/14	67	855	250,000.00		
		SUB TOTAL					250,000.00	250,000.00	
	AMBULANCE								
4.680.251.		SIBI GENERAL SUPPLIES		16/6/14	122	1097	4,496,000.00		
		Sub Total					4,496,000.00	4,496,000.00	
	YOUTH POLYTECHNICS								
4.680.198.		WAONDO YOUTH POLY		28/2/14	62	850	200,000.00		
		SUB TOTAL					200,000.00	200,000.00	
	STRATEGIC PLAN								
4.680.251.3110202		MARKALLAN CONSULTING AGENCY		7/4/2014	4	931	900,000.00		
		SUB TOTAL					900,000.00	900,000.00	
CASH BOOK BALANCE AS AT 30TH JUNE 2014								101,844,556.65	101,844,556.65
TOTAL AMOUNT OWING TO THE CONSTITUENCY FROM THE BOARD AS AT									10,816,678.95
Fund Account Manager <i>W. Ina Okumu</i>								(attach copy of relevant cashbook page extract)	
District Accountant								Signature: <i>[Signature]</i>	
Signature:								Signature:	