

REPUBLIC OF KENYA

PARLIAMENT
OF KENYA
LIBRARY




AG



OFFICE OF THE AUDITOR-GENERAL

Enhancing Accountability

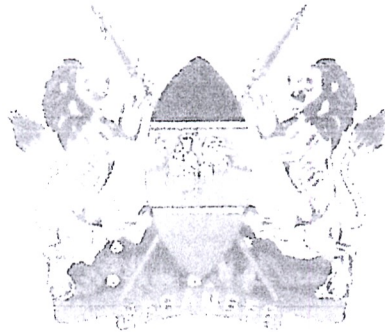

 THE NATIONAL ASSEMBLY PAPERS LAID	
REPORT	DATE: 15 MAR 2023
	DAY: Wednesday
TABLED BY:	leader of the Majority Party
OF	
CLERK-AT THE TABLE:	Getrude Chebet

THE AUDITOR-GENERAL

ON

**SAMBURU WATER AND SANITATION
COMPANY LIMITED**

**FOR THE YEAR ENDED
30 JUNE, 2021**



**International Financial Reporting Standards (IFRS)
Annual Financial Reporting Template for
Commercial Government Owned Entities**

SAMBURU WATER AND SANITATION COMPANY

ANNUAL REPORTS AND FINANCIAL STATEMENTS

**FOR THE FINANCIAL YEAR ENDING
JUNE 30, 2021**

Prepared in accordance with the Accrual Basis of Accounting Method under the International Financial Reporting Standards (IFRS)

SAMBURU WATER AND SANITATION COMPANY LIMITED

Annual Reports and Financial Statements
For the year ended June 30, 2021

Table of Contents	Page
KEY ENTITY INFORMATION	iii
THE BOARD OF DIRECTORS	v
MANAGEMENT TEAM	v
CHAIRMAN'S STATEMENT	vi
REPORT OF THE CHIEF EXECUTIVE OFFICER	vii
CORPORATE GOVERNANCE STATEMENT	viii
REPORT OF THE DIRECTORS	x
STATEMENT OF DIRECTORS' RESPONSIBILITIES	xii
STATEMENT OF PROFIT AND LOSS AND OTHER COMPREHENSIVE INCOME FOR THE YEAR ENDED 30 JUNE 2021	1
STATEMENT OF FINANCIAL POSITION AS AT 30 JUNE 2021	2
STATEMENT OF CHANGES IN EQUITY FOR THE YEAR ENDED 30 JUNE 2021	3
STATEMENT OF CASH FLOWS FOR THE YEAR ENDED 30 JUNE 2021	5
STATEMENT OF COMPARISON OF BUDGET AND ACTUAL AMOUNTS FOR THE PERIOD ENDED 30 JUNE 2021	6
NOTES TO THE FINANCIAL STATEMENTS	7
APPENDIX I: PROGRESS ON FOLLOW UP OF AUDITOR RECOMMENDATIONS	52
APPENDIX II: PROJECTS IMPLEMENTED BY THE ENTITY	53
APPENDIX III: INTER-ENTITY TRANSFERS	54
APPENDIX IV: RECORDING OF TRANSFERS FROM OTHER GOVERNMENT ENTITIES ...	55

SAMBURU WATER AND SANITATION COMPANY LIMITED

Annual Reports and Financial Statements For the year ended June 30, 2021

KEY ENTITY INFORMATION

Background information

The Samburu Water and Sanitation Company Ltd was established by the company Act (Cap 486) on 1.10.2013. The company is fully owned by the County Government of Samburu. At the executive level, it is represented by the County Executive Committee member for Water and Sanitation who is responsible for the general policy and strategic direction of Samburu water and sanitation company Ltd.

Samburu Water and Sanitation company Ltd is domiciled in Kenya.

Principal Activities

The principal activity of Samburu Water and Sanitation Company Limited is to sustainably provide quality and affordable water and sanitation services efficiently and effectively to Samburu County Citizens and the surrounding environments.

Directors

The Directors who served the entity during the year period were as follows:

1. Mr. Michael Leshalote	- Chairman	- Appointed on 19.12.17
2. Mr. D.A. LLenokulal	- Managing Director	- Appointed on 19.12.17
3. Mr. Dennis Lekisanyal		- Appointed on 19.12.17
4. Mrs. Grace Senei		- Appointed on 19.12.17
5. Mrs. Pauline Lenguris		-Appointed on 19.12.17
6. Mr. Isaac Sambu		-Appointed on 19.12.17
7. Mr. Andrew Lanyasunya		-Appointed on 19.12.17
8. Mr. Simon Lekimain		-Appointed on 18.6.2020
9. Mr. Mathew Leyiele		-Appointed on 18.6.2020
10. Mr. Faith lelekoiten		-Appointed on 18.6.2020
11. Mrs. Eunice Njeru		-Appointed on 18.6.2020

Corporate Secretary

Ms. Grace Leharumi

P.O. Box 438

Marsabit

Corporate Headquarters

P.O. Box 418

NDWA Compound

MARSABIT KENYA

KEY ENTITY INFORMATION (Continued)

NAIBURU WATER AND SANITATION COMPANY LIMITED

**Annual Reports and Financial Statements
for the year ended June 30, 2021**

Corporate Contacts

0723860683

Corporate Bankers

Equity Bank
Maralal Branch

Independent Auditors

Auditor General
Kenya National Audit Office
Anniversary Towers, University Way
P.O. Box 30084
GOP 00100
Nairobi, Kenya

Principal Legal Advisers

1. The Attorney General
State Law Office
Harambee Avenue
P.O. Box 40112
City Square 00202
Nairobi, Kenya

SAMBURU WATER AND SANITATION COMPANY LIMITED

Annual Reports and Financial Statements

For the year ended June 30, 2023

THE BOARD OF DIRECTORS

Name	Academic Qualification	Professional Qualification	Current occupation-	Age: gender
MARCO GONZALEZ	DEGREE	BA	MD-Sawasco	57. Male
BUNICE NEMO	DIPLOMA	HR	BUSINESS	24. Male
PALINWELI T. M. S.	DEGREE	NURSE	BUSINESS	43. Female
VERMALE C. S.	DIPLOMA	FINANCE	BUSINESS	54. Male
EVYFLET ATIE	DIPLOMA	SOCIAL	BUSINESS	62. Male
PAULINE CHAITEN	DIPLOMA	BM	FARMER	33. Female
WAFI M. LESH	DEGREE	BA	KNUT	50. Male
EVYFLET ATIE	DEGREE	BA	COUNTY S	59. Male
WENDESE Y.	DEGREE	BM	CEC-Water	56. Female
ANDREW A. S. S.	MASTERS	BMA	CO-Water	56. Male
BERCHAS LEMSA	SYNIAL DEGREE	CPA R	CEC-Finance	58. Female

MANAGEMENT TEAM

Name	Department / Key responsibility	Academic Qualifications	Professional Qualifications
MARCO GONZALEZ	ADMINISTRATION	DEGREE	BA
WAFI M. LESH	COMMERCIAL	DIPLOMA	BM
ANDREW A. S. S.	TECHNICAL	DEGREE	ENG
WAFI M. LESH	OPERATIONAL CUSTOMER CARE	DEGREE	BA

SAMBURU WATER AND SANITATION COMPANY LIMITED

Annual Reports and Financial Statements

For the year ended June 30, 2021

CHAIRMAN'S STATEMENT

On behalf of the Board of Directors, it is with great honour that I present to you an overview of the annual report and financial statements of the Company for the year ended 30th June 2021. The strong foundation that we have laid over time by embracing our vision to be the leading Water Utility in Kenya; supported by a robust governance structure; continue to drive sustainability of SAWASCO, providing momentum for a secure future in service delivery.

Operating Environment

During the period the Kenyan economy recorded growth rate of 5.7% in the year 2019 which was boasted by a stable microeconomic environment, positive investors' confidence and a resilient service sector. Kenya economy is being hit hard through supply and demand shocks on external and domestic fronts, interrupting its recent broad-based growth path.

Apart from COVID-19 pandemic, the locust attack which started early 2020, has affected many parts of Kenya especially the North East. It had a negative impact on the food security and growth of the agriculture sector in the country. Real gross domestic product (GDP) is projected to grow by 4.5% in 2021, signalling a partial recovery from COVID-19 pandemic.

Challenges

In the water industry, the cost of electricity which is the most common input was maintained due to intervention by the Government to lower the electricity tariff. The cost of chemicals went slightly high because of the depreciation of the Kenya Shilling against the US dollar. Despite these and many other challenges, SAWASCO continued to deliver on its mission of providing quality water and sanitation services for improved livelihoods.

Moving Forward

As we look into the future, we reflect on gains we have made, strategies and investments that we have made to improve efficiency in service delivery and also accelerate customers connections for supply.

We desire to achieve the following priorities in our medium strategy

- 1) Water infrastructure development
- 2) Operational efficiency
- 3) Customer service
- 4) Financial sustainability
- 5) Corporate governance

In addition, we will leverage on goodwill from our stakeholders including county government and development partners to foster growth as we work towards achieving our corporate mission of providing quality water and sanitation services for improved livelihood.

Appreciation

I would like to appreciate all our stakeholders, more so the County Government of Samburu and Development partners for the solid commitment and support during the year under review.

To our esteemed Customers, thank you for your loyalty and support. I also thank the management and staff of SAWASCO, let us practice our core values of Customer focus, Professionalism, Teamwork, Integrity, and Innovation and Creativity to the delight of our customers so as to make a difference in our country.

We hope for continued cooperation from all the stakeholders in the coming years.

Thank you and May God Bless You all

RAPHAEL LESHALOTE
CHAIRMAN, BOARD OF DIRECTORS

SAMBURU WATER AND SANITATION COMPANY LIMITED

Annual Reports and Financial Statements
For the year ended June 30, 2021

REPORT OF THE CHIEF EXECUTIVE OFFICER

I am pleased to present the Annual Report and Financial Statements of SAWASCO for the year ended 30th June 2021.

Results

Despite some macro-economic uncertainties during the year, the business remained resilient and delivered on its core mandate. The operating environment continues to be challenging and during the year the Company made a profit of Kshs 501,225.22 compared to a loss of Kshs 1,633,411.31 during the last financial year. This is mainly attributed to increased efficiency in resource utilisation and cost management.

The cost of electricity has been the main challenge even leading to service interruptions for a prolonged time. Administrative expenses increased due to staff salaries and other administrative expenses to support operations.

Operating expenses increased due to licensee administrative fees to RVWSB, and maintenance of water infrastructures.

Service Delivery

During the year, as envisaged in one of our core values of customer focus, the company continued to maintain satisfactory levels in service delivery. The water produced was distributed to customers equitably through a rationing programme.

The company currently uses only one source of water; Nomotio dam which has low volume capacity. The challenge that has been facing the town is inadequate distribution network to rapidly cover many people we need to be reached out but cannot without the expansion of the distribution network. The distribution network in some areas are aged and there are therefore many areas of weaknesses in the network that requires rehabilitation and replacement. We need resources to commit to this important initiative to help alleviate the losses currently suffered through frequent pipe bursts.

Generally there was a remarkable improvement in service delivery and the following activities were carried out:-

- (i) Installation of meters to help curb the Non-Revenue Water.
- (ii) Maintenance of distribution network
- (iii) Installation water kiosks at the low-income areas
- (iv)

Pro-poor Services

The Company has in place a social connection policy which seeks to intervene in the challenges of accessibility, affordability, and reliability of clean safe water and sanitation in the low-income areas. Some of the areas if left on their own may not access the services. The constitution of Kenya 2010 confirmed water as a basic human right. It is because of this we pay attention to the poor and ensure all have access to quality drinking water and are not disadvantaged due to their status. Strategies to realize this goal shall include

- Enhanced community participation
- Development of partnerships
- Implementing sustainable initiatives
- Improve access in low income areas

Staff Development

SAMBURU WATER AND SANITATION COMPANY LIMITED

Annual Reports and Financial Statements For the year ended June 30, 2021

During the period, the company continued to improve staff competence in an effort to maintain good service delivery. Staffs attended seminars and workshops. Other soft programs included the training of peer educators on HIV and Environmental Health & Safety activities were also carried out. All these were carried out to ensure a healthy, motivated and satisfied workforce who will in turn contribute immensely to the growth of the company

Future Plans

The Company has however faced many challenges that include infrastructure, high operational costs, water reservoir capacity limitation and facilities support due to low funding.

These are being addressed through other mechanisms that include partnerships with County Government and other Development Partners.

Through the National Government, the construction of the Yamo Dam Water Project is ongoing and on course and will help, once complete, to meet the growing demand of water in Maralal and its environs. The current water production source is insufficient to meet the demand of the rapidly expanding and growing town.

Appreciation

I take this opportunity to thank the County Government, Shareholders, Board of Directors, Management, Staff, and other stakeholders for their mutual cooperation, trust and continued support.

Thank you and best wishes to you

MARK LCHARUNI
MANAGING DIRECTOR



Handwritten signature

CORPORATE GOVERNANCE STATEMENT

The Board of Directors of SAWASCO is responsible for the overall management of the Company and is committed to ensuring that its business and operations are conducted with integrity,

SAMBURU WATER AND SANITATION COMPANY LIMITED

Annual Reports and Financial Statements

For the year ended June 30, 2021

professionalism, and in compliance with the law, internationally accepted principles and best practices in corporate governance.

In the recent years various recommendations have been made in several legal and professional publications in an attempt to determine the most appropriate way for companies to be structured to achieve the highest standards of corporate governance. The Board is committed to full compliance of all the relevant laws including the Guidelines on Corporate Governance issued by the regulator WASREB

The Corporate Governance of SAWASCO takes place within a framework which exists to regulate and/ or guide the conduct of Board members, staff, customers and members of public in assessing the Company's facilities and services. The objective of the framework is to provide for the effective, ethical and accountable governance and management of the Company. The key instruments within the governance framework are:

- The Kenya Constitution
- The Water Act 2002
- The Public Financial Management Act (2012)
- The Public Financial Management Regulation (2014)
- The Public Procurement and Asset Disposal Act (2015)
- Employment Act
- The SAWASCO Service Charter
- Company approved policies and procedures

For the sake of coherence and legitimacy, it was in the best interest of the Company that its conduct be regulated by the most appropriate type of governance instrument.

The Board of Directors

The Company Board of Directors are appointed in accordance with the Company's Articles of Association

The Board of Directors are responsible for the following: -

- Implementation of Memorandum and Articles of Association
- Provision of guidelines and control function of the Company
- Approval of the organisation structure and maintenance of staff terms and conditions of service
- Approval of business plans and budgets
- Provision of management guidelines
- Approval of major contracts/projects
- Approval of tariff adjustment
- Prudent investment of funds to ensure continuity of service
- Appointment of Corporate Management Team

The Board is responsible for drawing and implementing strategies for the long-term success of the company as well as carrying out the fiduciary duty of monitoring and overseeing the activities of management. The Board meets regularly and has a formal schedule of meetings to discuss matters reserved for its decision with a view of determining and reviewing the strategies of the Company and overseeing the Companies compliance with statutory and regulatory obligations.

SAMBURU WATER AND SANITATION COMPANY LIMITED

Annual Reports and Financial Statements

For the year ended June 30, 2021

Notices and agenda for all Board meetings are circulated to all Directors on a timely basis together with the respective documents for discussion.

Composition of the Board

The Board is composed of 10 non-executive Directors including an independent Chairman and one executive director who is also the Managing Director. The Directors represent various stake holding. They have a wide range of skills and experience and each contributes independent judgement and knowledge to the Board's discussions. On appointment, each Director is provided with a comprehensive and tailored induction process covering the Company's business and operations and also provided with information relating to their legal and regulatory obligations.

All the Directors except the Managing Directors and representatives of the County Government are required to submit themselves for re-election in accordance with the Company's Articles of Association.

Board Meetings

The Board meets from time to times in one financial year.

Board Committees

The Board appoints committees as and when necessary

REPORT OF THE DIRECTORS

The Directors submit their report together with the audited financial statements for the year ended June 30, 2021 which show the state of the Samburu Water and Sanitation Company Limited affairs.

Principal activities

The principal activities of the entity is (continue to be) to provide water services within the area of Samburu county.

SAMBURU WATER AND SANITATION COMPANY LIMITED

**Annual Reports and Financial Statements
For the year ended June 30, 2021**

Results

The results of the entity for the year ended June 30, 2021 are set out on page 1 Below is summary of the profit or loss made during the year.

Dividends

The company has no share capital and is limited by guarantee

Directors

The members of the Board of Directors who served during the year are shown on page vi.

Auditors


The Auditor General is responsible for the statutory audit of Samburu water and Sanitation Company in accordance with Article 229 of the Constitution of Kenya and the Public Audit Act 2015.

By Order of the Board

Corporate Secretary

Maralal

Date: 30th Sep 2021



SAMBURU WATER AND SANITATION COMPANY LIMITED

Annual Reports and Financial Statements

For the year ended June 30, 2021

STATEMENT OF DIRECTORS' RESPONSIBILITIES

Section 81 of the Public Finance Management Act, 2012 and (section 14 of the State Corporations Act, 1) require the Directors to prepare financial statements in respect of Samburu water and sanitation company, which give a true and fair view of the state of affairs of Samburu water and Sanitation Company at the end of the financial year and the operating results for Samburu water and Sanitation Company that year. The Directors are also required to ensure that Samburu water and Sanitation Company keeps proper accounting records which disclose with reasonable accuracy the financial position of the Samburu water and sanitation company limited. The Directors are also responsible for safeguarding the assets of Samburu water and Sanitation Company.

The Directors are responsible for the preparation and presentation of Samburu water and Sanitation Company financial statements, which give a true and fair view of the state of affairs of Samburu water and Sanitation Company for and as at the end of the financial year ended on June 30, 2021. This responsibility includes:


- (i) Maintaining adequate financial management arrangements and ensuring that these continue to be effective throughout the reporting period;
- (ii) Maintaining proper accounting records, which disclose with reasonable accuracy at any time the financial position of Samburu water and Sanitation Company;
- (iii) Designing, implementing and maintaining internal controls relevant to the preparation and fair presentation of the financial statements, and ensuring that they are free from material misstatements, whether due to error or fraud;
- (iv) Safeguarding the assets of Samburu water and Sanitation Company;
- (v) Selecting and applying appropriate accounting policies; and
- (vi) Making accounting estimates that are reasonable in the circumstances.

The Directors accept responsibility for Samburu water and Sanitation Company financial statements, which have been prepared using appropriate accounting policies supported by reasonable and prudent judgements and estimates, in conformity with International Financial Reporting Standards (IFRS), and in the manner required by the PFM Act, 2012 and the State Corporations Act. The Directors are of the opinion that Samburu water and Sanitation Company financial statements give a true and fair view of the state Samburu water and Sanitation Company transactions during the financial year ended June 30, 2021, and of Samburu water and Sanitation Company financial position as at that date. The Directors further confirm the completeness of the accounting records maintained for Samburu water and Sanitation Company, which have been relied upon in the preparation of Samburu water and Sanitation Company financial statements as well as the adequacy of the systems of internal financial control.


Nothing has come to the attention of the Directors to indicate that Samburu water and Sanitation Company will not remain a going concern for at least the next twelve months from the date of this statement.

Approval of the financial statements


The Samburu water and Sanitation Company financial statements were approved by the Board on 30-9-2021 2021 and signed on its behalf by:



Director




Director



Director

REPUBLIC OF KENYA

Telephone: +254-(20) 3214000
E-mail: info@oagkenya.go.ke
Website: www.oagkenya.go.ke



HEADQUARTERS
Anniversary Towers
Monrovia Street
P.O. Box 30084-00100
NAIROBI

REPORT OF THE AUDITOR-GENERAL ON SAMBURU WATER AND SANITATION COMPANY LIMITED FOR THE YEAR ENDED 30 JUNE, 2021

PREAMBLE

I draw your attention to the contents of my report which is in three parts:

- A. Report on the Financial Statements that considers whether the financial statements are fairly presented in accordance with the applicable financial reporting framework, accounting standards and the relevant laws and regulations that have a direct effect on the financial statements.
- B. Report on Lawfulness and Effectiveness in Use of Public Resources which considers compliance with applicable laws, regulations, policies, gazette notices, circulars, guidelines and manuals and whether public resources are applied in a prudent, efficient, economic, transparent and accountable manner to ensure Government achieves value for money and that such funds are applied for intended purpose.
- C. Report on Effectiveness of Internal Controls, Risk Management and Governance which considers how the entity has instituted checks and balances to guide internal operations. This responds to the effectiveness of the governance structure, the risk management environment, and the internal controls developed and implemented by those charged with governance for orderly, efficient and effective operations of the entity.

An unmodified opinion does not necessarily mean that an entity has complied with all relevant laws and regulations, and that its internal controls, risk management and governance systems are properly designed and were working effectively in the financial year under review.

The three parts of the report are aimed at addressing the statutory roles and responsibilities of the Auditor-General as provided by Article 229 of the Constitution, the Public Finance Management Act, 2012 and the Public Audit Act, 2015. The three parts of the report, when read together constitute the report of the Auditor-General.

REPORT ON THE FINANCIAL STATEMENTS

Adverse of Opinion

I have audited the accompanying financial statements of Samburu Water and Sanitation Company Limited set out on pages 1 to 52, which comprise of the statement of financial

position as at 30 June, 2021, statement of profit and loss and other comprehensive income, statement of changes in equity, statement of cash flows and the statement of comparison of budget and actual amounts for the year then ended, and a summary of significant accounting policies and other explanatory information in accordance with the provisions of Article 229 of the Constitution of Kenya and Section 35 of the Public Audit Act, 2015.

In my opinion, because of the significance of the matters discussed in the Basis for Adverse Opinion section of my report, the financial statements do not present fairly, the financial position of the Samburu Water and Sanitation Company Limited as at 30 June, 2021, and its financial performance and its cash flows for the year then ended, in accordance with International Financial Reporting Standards(IFRS) and do not comply with the Water Act, 2016, the Companies Act, 2015 and the Public Finance Management Act, 2012.

Basis for Adverse of Opinion

1. Failure to Disclose Material Uncertainty in Relation to Going Concern

During the year under review, the Company recorded a surplus of Kshs.350,857 thereby decreasing the accumulated deficit from Kshs.13,471,082 for the year ended 30 June, 2020 to Kshs.13,120,224 for the year ended 30 June, 2021. Further, the total current liabilities balance of Kshs.45,973,877 exceeded the total current assets of Kshs.20,585,549 resulting to a negative working capital of Kshs.25,388,328 as at 30 June, 2021. This is an indication that the Company may be experiencing financial difficulties in meeting its obligations as and when they fall due.

The financial statements have been prepared on a going concern basis on the assumption that the company will continue to receive financial support from the County Government and its creditors. However, this material uncertainty in relation to going concern and mitigating measures put in place by the Company's Board of Directors to reverse the undesirable financial position have not been disclosed in the financial statements.

Consequently, it has not been possible to ascertain the appropriateness of use of the going concern basis of reporting and that the survival of the Company is dependent on the support from its stakeholders.

2. Presentation of the Financial Statements

The financial statements presented for audit contained anomalies as highlighted below:

- i. The board expenses have not been disclosed separately in the statement of profit and loss and other comprehensive income.
- ii. The name of the Company is not indicated on the header in the statement of financial position.
- iii. The total for the current assets was erroneously indicated as total non-current assets in the statement of financial position.

- iv. The statement of financial position discloses Note 39 as consumer deposits whereas notes to the financial statements discloses Note 39 as provisions for leave pay.
- v. The statement of financial position discloses Note 32 as general reserves whereas notes to the financial statements discloses Note 32 as revaluation reserves.
- vi. The statement of financial position includes retained earnings as disclosed in Note 34, however Note 34 has not been provided under notes to the financial statements.
- vii. The statement of profit or loss and other comprehensive income erroneously reads statement of profit and loss and other comprehensive income.

In the circumstances, the financial statements as prepared and presented do not comply with the reporting format prescribed by the Public Sector Accounting Standards Board (PSASB).

3. Inaccuracies in the Financial Statements

The financial statements provided for audit review contained the following inaccuracies;

- i. Note 12 on Administration costs did not include recomputed depreciation charge for the year of Kshs.8,011,173.
- ii. The statement of financial position reflects trade and other payables balance of Kshs.39,010,428 whereas Note 37 to the financial statements reflects a Nil balance resulting to an unexplained and unreconciled variance of Kshs.39,010,428.
- iii. Note 20 to the financial statements reflects intangible assets balance of Kshs.74,327 as at 30 June, 2021. However, the description of the respective intangible assets was not indicated.
- iv. Note 19 to the financial statements reflects a net book value balance of Kshs.79,811,769 in respect of property, plant and equipment which includes depreciation charge of Kshs.4,617,633 for the year. However, upon re-computation, the depreciation charge for the year amounted to Kshs.8,011,173, resulting to unexplained and unreconciled variance of Kshs.3,393,540.

In the circumstances, the validity, accuracy and completeness of the respective financial statement's items for the year under review could not be ascertained.

4. Variances Between Financial Statement Balances and Supporting Schedules

Review of the statement of profit and loss and other comprehensive income for the year ended 30 June, 2021 reflects variances between the financial statements balances and the supporting schedules as shown below.

Variations	Note	Financial Statements Amount (Kshs.)	Supporting Schedules (Kshs.)	Variance (Kshs.)
Staff costs	12(b)	22,382,800	20,271,273	2,111,527
Electricity and water	12(a)	9,695,608	0	9,695,608
Other operating expenses	12(a)	19,337,604	18,824,446	513,158

Consequently, the accuracy of staff costs, electricity and water and other operating expenses totalling Kshs.51,416,012 could not be confirmed.

5. Unsupported Financial Statements Amounts

5.1 Unsupported Sales of Goods Revenue

The statement of profit and loss and other comprehensive Income reported revenue from gross sales of goods of Kshs.11,388,645. However, sales analysis and billing records were not provided for audit review.

In the circumstances, the accuracy and completeness of the sales of goods revenue could not be confirmed.

5.2 Unsupported Administration Costs

Included in the administration costs of Kshs.58,365,545 under Note 12(a) to the financial statements is other operating expenses amounting to Kshs.19,337,604. However, the supporting schedules, details of services carried out, procurement and stores records were not provided for audit verification. In addition, payment vouchers for various expenditure items totalling Kshs.5,459,539 were not provided for audit review.

Consequently, the occurrence, completeness and accuracy of administration costs amounting to Kshs.5,459,539 could not be ascertained.

6. Unsupported Current Liabilities

The statement of financial position reflects total current liabilities balance of Kshs.45,973,877 as at 30 June, 2021. However, the trade and other payables amount of Kshs.39,010,428 and as disclosed in Note 37 to the financial statements was not supported with detailed analysis indicating the name of individual creditor, amount owing and their respective ages. In addition, customer deposits of Kshs.6,963,449 and as disclosed in Note 39 was not supported with analysed schedules and listing on customers owed.

In the circumstances, the validity, completeness and accuracy of the total current liabilities balance of Kshs.45,973,877 could not be ascertained.

7. Unsupported Trade and Other Receivables

The statement of financial position reflects trade and other payables balance of Kshs.20,498,821 as at 30 June, 2021 and as disclosed in Note 27(a) to the financial

statements. However, the amount was not supported with a detailed schedule, and customer statements ageing analysis.

In the circumstances, the recoverability, completeness and accuracy of the trade and other receivables balance of Kshs.20,498,821 could not be confirmed.

8. Unsupported Property Plant and Equipment

The statement of financial position as at 30 June, 2021 reflects property plant and equipment balance of Kshs.79,811,769 and as disclosed under Note 19 to the financial statements. However, the fixed asset register was not provided for audit review. Further, additions of Kshs.8,066,500 during the year under review were not supported by detailed schedules, invoices, delivery notes and stores ledger records.

Consequently, the existence, completeness and accuracy of the property, plant and equipment balance of Kshs.79,811,769 could not be confirmed.

9. Unsupported Remittance of Statutory Deductions

Note 12(a) to the financial statements reflects staff costs amount of Kshs.22,382,800, out of which an amount of Kshs.2,246,676 was deducted from the employees as statutory deductions. However, acknowledgement receipts from the Kenya Revenue Authority, National Hospital Insurance Fund and National Social Security Fund (NSSF) to confirm remittances were not provided for audit review. Further, NSSF had issued a demand notice dated 28 April, 2021 for non-remitted monthly contributions and penalties for the period between October, 2019 and April, 2021 amounting to Kshs.1,911,438, implying that statutory deductions were not remitted as required by law during the financial year under review.

Consequently, the accuracy and completeness of deductions of Kshs.2,246,676 could not be confirmed. Further, the Management was in breach of law for non-compliance.

The audit was conducted in accordance with International Standards of Supreme Audit Institutions (ISSAIs). I am independent of the Samburu Water and Sanitation Company Limited Management in accordance with ISSAI 130 on Code of Ethics. I have fulfilled other ethical responsibilities in accordance with the ISSAI and in accordance with other ethical requirements applicable to performing audits of financial statements in Kenya. I believe that the audit evidence I have obtained is sufficient and appropriate to provide a basis for my adverse opinion.

Key Audit Matters

Key audit matters are those matters that, in my professional judgment, are of most significance in the audit of the financial statements. There were no key audit matters to report in the year under review.

Other Matter

Unresolved Prior Year Matters

In the audit report of the previous year, several issues were raised. However, the Management has not resolved the issues or given any explanation for failure to adhere

to the provisions of the Public Sector Accounting Standards Board templates and The National Treasury and Planning Circular reference No. AG.4/16/2 Vol.3(21) dated 30 June, 2020.

Other Information

The Directors are responsible for the other information. The other information comprises Chairman's Statement, Report of the Chief Executive Officer, Corporate Governance Statement, the Report of Directors and the Statement of Directors' Responsibilities.

My opinion on the financial statements does not cover the other information and I do not express an audit opinion or any form of assurance thereon.

REPORT ON LAWFULNESS AND EFFECTIVENESS IN USE OF PUBLIC RESOURCES

Conclusion

As required by Article 229(6) of the Constitution, because of the significance of the matters discussed in the Basis for Adverse Opinion and the Basis for Conclusion on Lawfulness and Effectiveness in Use of Public Resources sections of my report, based on the audit procedures performed, I confirm that, public resources have not been applied lawfully and in an effective way.

Basis for Conclusion

1. Non-Revenue Water

During the year under review, the company produced 413,485 cubic meters (m³) of water out of which only 203,270 cubic m³ of water was billed (sold) to customers. The balance of 210,215 m³ or approximately 51% of the total volume of water produced represented Non-Revenue Water (NRW) which was 26% over and above the allowable water loss of 25% as per the Water Services Regulatory Board guidelines.

The significant level of Non-Revenue Water is an indication of inefficiency and ineffectiveness in the use of public water resource, which may negatively impact on the Company's profitability and its ability to sustain services.

2. Lack of Approved Budget

The Company did not provide for audit review, approved budget for both revenue and expenditure for the year under review. This is contrary to Section 128(1) of the Water Act 2016, which provides that three months before the commencement of each financial year, each body corporate established under this Act shall cause to be prepared estimates of the revenue and expenditure of the body corporate for that year.

Consequently, Management was in breach of the law.

3. Lack of an Approved Procurement Plan

During the year under review the Company did not provide for audit review, an approved procurement plan contrary to Regulation 40 (1) of the Public Procurement and Assets

Disposal Regulations, 2020 which provides that a procuring entity shall prepare a procurement plan for each financial year as part of the annual budget preparation process.

In the circumstances, Management was in breach of the law.

4. Lack of a Service Charter

During the year under review, the Management did not have in place a Service Charter for which delivery of services is benchmarked. This is contrary to Section 3.5.6 of WASREB Corporate Governance Guidelines for the Water Services Sector 2018, which provides that the board of directors must ensure that there is a service charter created that is communicated to its stakeholders and consumers in the service area, showing the standards of service to be delivered and how complaints will be addressed.

In the circumstances, service delivery to the Company's customers may have been compromised. Further, the Management was not in compliance with the guidelines.

The audit was conducted in accordance with ISSAI 4000. The standard requires that I comply with ethical requirements and plan and perform the audit to obtain assurance about whether the activities, financial transactions and information reflected in the financial statements are in compliance, in all material respects, with the authorities that govern them. I believe that the audit evidence I have obtained is sufficient and appropriate to provide a basis for my conclusion.

REPORT ON EFFECTIVENESS OF INTERNAL CONTROLS, RISK MANAGEMENT AND GOVERNANCE

Conclusion

As required by Section 7(1)(a) of the Public Audit Act, 2015, because of the significance of the matters discussed in the Basis for Adverse Opinion and the Basis for Conclusion on Effectiveness of Internal Controls, Risk Management and Governance sections of my report, based on the audit procedures performed, I confirm that, internal controls, risk management and overall governance were not effective.

Basis for Conclusion

1. Lack of Risk Management Policy

During the year under review, the Company did not develop a risk management policy to guide its Management on risk management assessment and fraud preventive mechanisms. This was in breach of Regulation 158(1) of the Public Finance Management (County Governments) Regulations, 2015, which provides that an Accounting Officer to ensure that an entity develops a risk management strategy, which include fraud prevention mechanism; and a system of risk management and internal control that builds robust business operations.

In the absence of a risk management and fire policy, it was not possible to confirm whether the internal controls built within the financial and operational systems were functioning as intended.

2. Non-Compliance with the Guidelines on Good Corporate Governance

The Company had eleven (11) directors instead of the recommended five (5) for small water companies. This is in breach of Clause 3.4.1(1) Water Services Regulatory Board (WASREB) Corporate Governance Guidelines for the Water Services Sector 2018, which provides that small companies and companies relying on subsidy for operation and maintenance from the county government to have a maximum of five (5) directors which shall include two from County Government Executive.

Further, the Company did not have audit, technical services, finance and human resources and administration committees, contrary to clause 3.7 of the WASREB Corporate Governance Guidelines for the Water Services Sector 2018, which makes it mandatory for the Company to have these committees.

In addition, the board minute book was not provided for audit review, contrary to clause 3.4.8 of WASREB Corporate Governance Guidelines for the Water Services Sector 2018, which provides that the board of directors shall ensure that all board meetings and committee meetings shall be properly recorded and the minutes of the proceedings kept in a minute book.

In the circumstances, the Management was not in compliance with good corporate governance requirements.

The audit was conducted in accordance with ISSAI 2315 and ISSAI 2330. The standards require that I plan and perform the audit to obtain assurance about whether processes and systems of internal control, risk management and overall governance were operating effectively, in all material respects. I believe that the audit evidence I have obtained is sufficient and appropriate to provide a basis for my conclusion.

REPORT ON OTHER LEGAL AND REGULATORY REQUIREMENTS

As required by the Companies Act, 2015, I report based on the audit, that:

- (i) I have obtained all the information and explanations which, to the best of my knowledge and belief, were necessary for the purpose of my audit;
- (ii) In my opinion, adequate accounting records have not been kept by the Company, so far as appears from the examination of those records; and,
- (iii) The Company's financial statements are not in agreement with the accounting records and returns.

Responsibilities of Management and the Board of Directors

Management is responsible for the preparation and fair presentation of these financial statements in accordance with International Financial Reporting Standards and the requirements of the Companies Act, 2015 and for maintaining effective internal control as Management determines is necessary to enable the preparation of financial statements that are free from material misstatement, whether due to fraud or error and for assessment of the effectiveness of internal control, risk management and overall governance.

In preparing the financial statements, Management is responsible for assessing the Company's ability to continue as a going concern, disclosing, as applicable, matters related to going concern and using the applicable basis of accounting unless Management is aware of the intention to liquidate the company or to cease operations.

Management is also responsible for the submission of the financial statements to the Auditor-General in accordance with the provisions of Section 47 of the Public Audit Act, 2015.

In addition to the responsibility for the preparation and presentation of the financial statements described above, Management is also responsible for ensuring that the activities, financial transactions and information reflected in the financial statements are in compliance with the authorities which govern them, and that public resources are applied in an effective way.

The Board of Directors is responsible for overseeing the Company's financial reporting process, reviewing the effectiveness of how the Management monitors compliance with relevant legislative and regulatory requirements, ensuring that effective processes and systems are in place to address key roles and responsibilities in relation to governance and risk management, and ensuring the adequacy and effectiveness of the control environment.

Auditor-General's Responsibilities for the Audit

The audit objectives are to obtain reasonable assurance about whether the financial statements as a whole are free from material misstatement, whether due to fraud or error, and to issue an auditor's report that includes my opinion in accordance with the provisions of Section 48 of the Public Audit Act, 2015 and submit the audit report in compliance with Article 229(7) of the Constitution. Reasonable assurance is a high level of assurance but is not a guarantee that an audit conducted in accordance with ISSAIs will always detect a material misstatement and weakness when it exists. Misstatements can arise from fraud or error and are considered material if, individually or in the aggregate, they could reasonably be expected to influence the economic decisions of users taken based on these financial statements.

In addition to the audit of the financial statements, a compliance audit is planned and performed to express a conclusion about whether, in all material respects, the activities, financial transactions and information reflected in the financial statements are in compliance with the authorities that govern them and that public resources are applied in

an effective way, in accordance with the provisions of Article 229(6) of the Constitution and submit the audit report in compliance with Article 229(7) of the Constitution.

Further, in planning and performing the audit of the financial statements and audit of compliance, I consider internal control in order to give an assurance on the effectiveness of internal controls, risk management and overall governance processes and systems in accordance with the provisions of Section 7(1)(a) of the Public Audit Act, 2015 and submit the audit report in compliance with Article 229(7) of the Constitution. My consideration of the internal control would not necessarily disclose all matters in the internal control that might be material weaknesses under the ISSAIs. A material weakness is a condition in which the design or operation of one or more of the internal control components does not reduce to a relatively low level the risk that misstatements caused by error or fraud in amounts that would be material in relation to the financial statements being audited may occur and not be detected within a timely period by employees in the normal course of performing their assigned functions.

Because of its inherent limitations, internal control may not prevent or detect misstatements and instances of non-compliance. Also, projections of any evaluation of effectiveness to future periods are subject to the risk that controls may become inadequate because of changes in conditions, or that the degree of compliance with the policies and procedures may deteriorate.

As part of an audit conducted in accordance with ISSAIs, I exercise professional judgement and maintain professional skepticism throughout the audit. I also:

- Identify and assess the risks of material misstatement of the financial statements, whether due to fraud or error, design and perform audit procedures responsive to those risks, and obtain audit evidence that is sufficient and appropriate to provide a basis for my opinion. The risk of not detecting a material misstatement resulting from fraud is higher than for one resulting from error, as fraud may involve collusion, forgery, intentional omissions, misrepresentations, or the override of internal control.
- Evaluate the appropriateness of accounting policies used and the reasonableness of accounting estimates and related disclosures made by the Management.
- Conclude on the appropriateness of the Management's use of the applicable basis of accounting and, based on the audit evidence obtained, whether a material uncertainty exists related to events or conditions that may cast significant doubt on the Company's ability of the Company to continue as a going concern. If I conclude that a material uncertainty exists, I am required to draw attention in the auditor's report to the related disclosures in the financial statements or, if such disclosures are inadequate, to modify my opinion. My conclusions are based on the audit evidence obtained up to the date of my audit report. However, future events or conditions may cause the Company to cease to continue as a going concern.
- Evaluate the overall presentation, structure and content of the financial statements, including the disclosures, and whether the financial statements represent the underlying transactions and events in a manner that achieves fair presentation.

- Obtain sufficient appropriate audit evidence regarding the financial information and business activities of the Company to express an opinion on the financial statements.
- Perform such other procedures as I consider necessary in the circumstances.

I communicate with the Management regarding, among other matters, the planned scope and timing of the audit and significant audit findings, including any significant deficiencies in internal control that are identified during the audit.

I also provide the Management with a statement that I have complied with relevant ethical requirements regarding independence, and to communicate with them all relationships and other matters that may reasonably be thought to bear on my independence, and where applicable, related safeguards.


CPA Nancy Gatsungu, CBS
AUDITOR-GENERAL

Nairobi

15 July, 2022

SAMBURU WATER AND SANITATION COMPANY LIMITED

Annual Reports and Financial Statements

For the year ended June 30, 2021

STATEMENT OF PROFIT AND LOSS AND OTHER COMPREHENSIVE INCOME FOR THE YEAR ENDED 30 JUNE 2021

	Note	2020-2021	2019-2020
		Kshs	Kshs
REVENUES			
Revenue	6	11,388,645.00	7,574,125.00
Cost of sales	7		
Gross profit		11,388,645.00	7,574,125.00
Grants from the County Government of Samburu	8	47,478,125.18	59,324,843.65
Interest income	9	0.00	0.00
Other Income	10	0.00	0.00
Other gains/(losses)	11	0.00	0.00
TOTAL REVENUES		58,866,770.18	66,898,968.65
OPERATING EXPENSES			
Administration Costs	12	56,875,544.96	66,857,890.96
Staff Expenses	13	-	-
Board of Directors Expenses	14	1,490,000.00	1,674,489.00
TOTAL OPERATING EXPENSES		58,365,544.96	68,532,379.96
PROFIT/(LOSS) BEFORE TAXATION	15	501,225.22	(1,633,411.31)
INCOME TAX EXPENSE/(CREDIT)	16	(150,367.57)	0.00
PROFIT/(LOSS) AFTER TAXATION		350,857.65	(1,633,411.31)
OTHER COMPREHENSIVE INCOME			
Fair value through comprehensive income		0.00	0.00
Surplus or deficit on revaluation of PPE		0.00	0.00
TOTAL COMPREHENSIVE INCOME FOR THE YEAR		350,857.65	(1,633,411.31)
Earnings per share – basic and diluted	17	0.00	0.00
Dividend per share	18	0.00	0.00

Kenya Corporation (Indicate actual name of the entity)

Annual Reports and Financial Statements
For the year ended June 30, 2021

STATEMENT OF FINANCIAL POSITION AS AT 30 JUNE 2021

	Note	2021 Kshs	2020 Kshs
ASSETS			
Non-Current Assets			
Property, plant and equipment	19	79,811,769.22	76,362,902.00
Intangible assets	20	74,327.75	106,182.50
Investment property	21	0.00	0.00
Prepaid operating lease rentals	22	0.00	0.00
Fixed interest investments (bonds)	23	0.00	0.00
Quoted investments	24	0.00	0.00
Unquoted investments	25	0.00	0.00
Staff receivables due after one year	27(c)	0.00	0.00
Total Non-Current Assets		79,886,096.97	76,469,084.50
Current Assets			
Inventories	26	0.00	0.00
Trade and other receivables	27(a)	20,498,821.05	15,137,680.05
Tax recoverable	28	0.00	0.00
Short-term deposits	29	0.00	0.00
Bank and cash balances	30	86,728.36	1,185,980.00
Total Non-Current Assets		20,585,549.41	16,323,660.05
		100,471,646.40	92,792,744.05
EQUITY AND LIABILITIES			
Capital and Reserves			
Ordinary share capital	31	0.00	0.00
General reserve	32	67,617,994.00	67,617,994.00
Fair value adjustment reserve	33	0.00	0.00
Retained earnings	34	(13,120,224.66)	(13,471,082.31)
Proposed dividends		0.00	0.00
Capital and Reserves		54,497,769.34	54,146,911.69
Non-Current Liabilities			
Borrowings	35	0.00	0.00
Deferred tax liability	36	0.00	0.00
Total Non-Current Liabilities		0.00	0.00
Current Liabilities			
Borrowings	35	0.00	0.00
Trade and other payables	37	39,010,428.06	31,966,883.86
Retirement benefit obligations	38	0.00	0.00
Consumer Deposits	39	6,963,449.00	6,678,949.00
Dividends payable	40	0.00	0.00
Total Current Liabilities		45,973,877.06	38,645,832.86
TOTAL EQUITY AND LIABILITIES		100,471,646.40	92,792,744.55

The financial statements were approved by the Board on 30.9 2021 and signed on its behalf by:

Managing Director
Name:

Chairman of the Board
Name:

Director
Name:

*MARK
L. K. K. K.*

RAPHAEL L. K. K.

SINDIGA L. K. K.

SAMBURU WATER AND SANITATION COMPANY

Annual Reports and Financial Statements
For the year ended June 30, 2021

STATEMENT OF CHANGES IN EQUITY FOR THE YEAR ENDED 30 JUNE 2021

	Ordinary share capital	General reserve	Fair value adjustment reserve	Retained earnings	Proposed dividends	Capital/Development Grants/Fund	Total
At July 1, 2019	-	67,617,994.00	0.00	(11,837,671.00)	-	-	55,780,323
Revaluation gain	-	-	-	-	-	-	-
Transfer of excess depreciation on revaluation	-	-	-	-	-	-	-
Deferred tax on excess depreciation	-	-	-	-	-	-	-
Fair value adjustment on quoted investments	-	-	-	-	-	-	-
Total comprehensive income	-	-	-	(1,633,411.31)	-	-	(1,633,411.31)
Capital/Development grants received during the year	-	-	-	-	-	-	-
Transfer of depreciation/amortisation from capital fund to retained earnings	-	-	-	-	-	-	-
Dividends paid – 2018	-	-	-	-	-	-	-
Interim dividends paid – 2019	-	-	-	-	-	-	-
Proposed final dividends	-	-	-	-	-	-	-
At June 30, 2020	-	67,617,994.00	0.00	(13,471,082.31)	0.00	-	54,146,911.69
At July 1, 2020	-	67,617,994.00	0.00	(13,471,082.31)	0.00	-	54,146,911.69
Issue of new share capital	-	-	-	-	-	-	-
Revaluation gain	-	-	-	-	-	-	-
Transfer of excess depreciation on revaluation	-	-	-	-	-	-	-
Deferred tax on excess depreciation	-	-	-	-	-	-	-
Fair value adjustment on quoted investments	-	-	-	-	-	-	-
Total comprehensive income	-	-	-	350,857.654	-	-	350,857.654
Capital/Development grants received during the year	-	-	-	-	-	-	-

SAMBURU WATER AND SANITATION COMPANY LIMITED

Annual Reports and Financial Statements

For the year ended June 30, 2021

year	Ordinary share capital	General reserve	Fair value adjustment reserve	Retained earnings	Proposed dividends	Capital/ Development Grants/ Fund	Total
Transfer of depreciation/amortisation from capital fund to retained earnings	-	-	-	-	-	-	-
Dividends paid -- 2019	-	-	-	-	-	-	-
Interim dividends paid -- 2020	-	-	-	-	-	-	-
Proposed final dividends	-	-	-	-	-	-	-
At June 30, 2021	-	67,617,994.00	-	(13,120,224.66)	-	-	54,497,769.34

SAMBURU WATER AND SANITATION COMPANY

**Annual Reports and Financial Statements
For the year ended June 30, 2021**

STATEMENT OF CASH FLOWS FOR THE YEAR ENDED 30 JUNE 2021

	Note	2020-2021 Kshs	2019-2020 Kshs
CASH FLOWS FROM OPERATING ACTIVITIES			
Cash generated from/(used in) operations	41	6,682,749.37	1,266,879.00
Interest received	41(c)	-	-
Interest paid	41(c)	-	-
Dividends paid	40	-	-
Taxation paid	28	-	-
Net cash generated from/(used in) operating activities		6,682,749.37	1,266,879.00
CASH FLOWS FROM INVESTING ACTIVITIES			
Purchase of property, plant and equipment	19	-	(272,500.00)
Proceeds from disposal of property, plant and equipment		-	-
Purchase of intangible assets	20	-	-
Purchase of investment property	21	-	-
Purchase of quoted investments	25	-	-
Proceeds from disposal of quoted investments		-	-
Net cash generated from/(used in) investing activities		-	(272,500.00)
CASH FLOWS FROM FINANCING ACTIVITIES			
Proceeds from issues of new share capital		-	-
Proceeds from borrowings	35	-	-
Repayment of borrowings	35	-	-
Net cash generated from/(used in) financing activities		-	-
INCREASE/(DECREASE) IN CASH AND CASH EQUIVALENTS		1,099,251.64	994,379.00
CASH AND CASH EQUIVALENTS AT BEGINNING OF YEAR		1,185,980.00	191,601.00
Effects of foreign exchanges rate fluctuations		-	-
CASH AND CASH EQUIVALENTS AT END OF THE YEAR	41(b)	86,728.36	1,185,980.00

SAMBURU WATER AND SANITATION COMPANY

Annual Reports and Financial Statements
For the year ended June 30, 2021

STATEMENT OF COMPARISON OF BUDGET AND ACTUAL AMOUNTS FOR THE PERIOD ENDED 30 JUNE 2021

	Original budget 2020-2021 Kshs	Adjustments 2020-2021 Kshs	Final budget 2020-2021 Kshs	Actual on comparable basis 2020-2021 Kshs	Performance difference 2020-2021 Kshs
Revenue	-	-	-	-	-
Sale of goods	-	-	-	-	-
Sale of services	15,000,000.00	-	15,000,000.00	11,388,645.00	3,611,355.00
Transfers from the Samburu County Government	50,000,000.00	-	50,000,000.00	47,478,125.18	2,521,874.82
Donations in kind	-	-	-	-	-
Finance Income	-	-	-	-	-
Other income	-	-	-	-	-
Total income	65,000,000.00	-	65,000,000.00	58,866,770.18	6,133,229.82
Expenses					
Compensation of employees	27,012,000.00	-	27,012,000.00	22,382,800.00	4,629,200.00
Administration cost	5,588,505.00	-	5,588,505.00	8,066,500.00	(2,477,995.00)
Finance cost	-	-	-	37,583.19	(37,583.19)
Board of Directors Expenses	2,088,500.00	-	2,088,500.00	1,490,000.00	598,500
Taxation paid	-	-	-	-	-
Operating Expenses	29,727,000.00	-	29,727,000.00	11,121,426.00	18,605,574.00
Other payments	542,160.00	-	542,160.00	15,267,235.77	14,725,075.77
Grants and subsidies paid	-	-	-	-	-
Total expenditure	64,988,165.00	-	64,988,165.00	58,365,544.96	6,592,620.04
Surplus for the period	41,835.00	-	41,835.00	501,225.22	(459,390.22)

Note: PFM Act section 8(12) ii and iv requires a National Government entity to present appropriation accounts showing the status of each vote compared with the appropriation for the vote and a statement explaining any variations between actual expenditure and the sums voted. IFRS does not require entities complying with IFRS standards to prepare budgetary information because most of the entities that apply IFRS are private entities that do not make their budgets publicly available. However, for public sector entities, the PSASB has considered the requirements of the PFM Act, 2012 which these statements comply with, the importance that the budgetary information would provide to the users of the statements and the fact that the public entities make their budgets publicly available and decided to include this statement under the IFRS compliant financial statements.

SAMBURU WATER AND SANITATION COMPANY

**Annual Reports and Financial Statements
For the year ended June 30, 2021**

NOTES TO THE FINANCIAL STATEMENTS

1. GENERAL INFORMATION

Samburu Water and Sanitation Company is established by and derives its authority and accountability from Company's Act. The entity is wholly owned by the county Government of Samburu and is domiciled in Kenya. The entity's principal activity is provision of water services.

For Kenyan Companies Act reporting purposes, the balance sheet is represented by the statement of financial position and the profit and loss account by the statement of profit or loss and other comprehensive income in these financial statements

2. STATEMENT OF COMPLIANCE AND BASIS OF PREPARATION

The financial statements have been prepared on a historical cost basis except for the measurement at re-valued amounts of certain items of property, plant and equipment, marketable securities and financial instruments at fair value, impaired assets at their estimated recoverable amounts and actuarially determined liabilities at their present value. The preparation of financial statements in conformity with International Financial Reporting Standards (IFRS) allows the use of estimates and assumptions. It also requires management to exercise judgement in the process of applying the entity's accounting policies. The financial statements have been prepared and presented in Kenya Shillings, which is the functional and reporting currency of Samburu Water and Sanitation Company.

The financial statements have been prepared in accordance with the PFM Act, the State Corporations Act and International Financial Reporting Standards (IFRS). The accounting policies adopted have been consistently applied to all the years presented.

3. APPLICATION OF NEW AND REVISED INTERNATIONAL FINANCIAL REPORTING STANDARDS (IFRS)

- i) **Relevant new standards and amendments to published standards effective for the year ended 30 June 2021**

IFRS 16: Leases

The new standard, effective for annual periods beginning on or after 1st January 2019, introduces a new lessee accounting model, which requires a lessee to recognise assets and liabilities for all leases with a term of more than 12 months, unless the underlying asset is of low value. A lessee is required to recognise a right-of-use asset representing its right to use the underlying leased asset and a lease liability representing its obligation to make lease payments.

SAMBURU WATER AND SANITATION COMPANY LIMITED

**Annual Reports and Financial Statements
For the year ended June 30, 2021**

NOTES TO THE FINANCIAL STATEMENTS (Continued)

1. APPLICATION OF NEW AND REVISED INTERNATIONAL FINANCIAL REPORTING STANDARDS (IFRS) (Continued)

i) Relevant new standards and amendments to published standards effective for the year ended 30 June 2021(Continued)

Application of IFRS 16 requires right-of-use assets and lease liabilities to be recognised in respect of most operating leases where the Company is the lessee.

IFRIC 23: Uncertainty Over income tax treatments

The interpretation addresses the determination of taxable profit (tax loss), tax bases, unused tax losses, unused tax credits and tax rates, when there is uncertainty over income tax treatments under IAS 12. It specifically considers:

- Whether tax treatments should be considered collectively
- Assumptions for taxation authorities' examinations
- The determination of taxable profit (tax loss), tax bases, unused tax losses, unused tax credits and tax rates
- The effect of changes in facts and circumstances

Amendments to IFRS 9 titled Prepayment Features with Negative Compensation (issued in October 2017)

The amendments, applicable to annual periods beginning on or after 1 January 2019, allow entities to measure repayable financial assets with negative compensation at amortised cost or fair value through other comprehensive income if a specified condition is met.

Amendments to IAS 28 titled Long-term Interests in Associates and Joint Ventures (issued in October 2017)

The amendments, applicable to annual periods beginning on or after 1st January 2019, clarify that an entity applies IFRS 9, rather than IAS 28, in accounting for long-term interests in associates and joint ventures.

Amendments to IFRS 3 - Annual Improvements to IFRSs 2015–2017 Cycle , issued in December 2017.

The amendments, applicable to annual periods beginning on or after 1st January 2019, provide additional guidance on applying the acquisition method to particular types of business combination.

SAMBURU WATER AND SANITATION COMPANY LIMITED

**Annual Reports and Financial Statements
For the year ended June 30, 2021**

NOTES TO THE FINANCIAL STATEMENTS (Continued)

3. APPLICATION OF NEW AND REVISED INTERNATIONAL FINANCIAL REPORTING STANDARDS (IFRS) (Continued)

- i) **Relevant new standards and amendments to published standards effective for the year ended 30 June 2021(Continued)**

Amendments to IFRS 11 - Annual Improvements to IFRSs 2015–2017 Cycle, issued in December 2017

The amendments, applicable to annual periods beginning on or after 1st January 2019, clarify that when an entity obtains joint control of a business that is a joint operation, it does not re-measure its previously held interests

Amendments to IAS 12 - Annual Improvements to IFRSs 2015–2017 Cycle, issued in December 2017

The amendments, applicable to annual periods beginning on or after 1st January 2019, clarify that all income tax consequences of dividends should be recognised when a liability to pay a dividend is recognised, and that these income tax consequences should be recognised in profit or loss, other comprehensive income or equity according to where the entity originally recognised the transactions to which they are linked.

Amendments to IAS 23 - Annual Improvements to IFRSs 2015–2017 Cycle, issued in December 2017

The amendments, applicable to annual periods beginning on or after 1st January 2019, clarify that the costs of borrowings made specifically for the purpose of obtaining a qualifying asset that is substantially completed can be included in the determination of the weighted average of borrowing costs for other qualifying assets.

Amendments to IAS 19 titled Plan Amendment, Curtailment or Settlement (issued in February 2018)

The amendments, applicable to plan amendments, curtailments or settlements occurring on or after the beginning of the first annual reporting period that begins on or after 1st January 2019, requires an entity to use updated actuarial assumptions to determine current service cost and net interest for the remainder of the annual reporting period after the plan amendment, curtailment or settlement when the entity re-measures its net defined benefit liability (asset) in the manner specified in the amended standard.

NOTES TO THE FINANCIAL STATEMENTS (Continued)

SAMBURU WATER AND SANITATION COMPANY LIMITED

Annual Reports and Financial Statements For the year ended June 30, 2021

3. APPLICATION OF NEW AND REVISED INTERNATIONAL FINANCIAL REPORTING STANDARDS (IFRS) (Continued)

- ii) New and amended standards and interpretations in issue but not yet effective in the year ended 30 June 2021

IFRS 17 Insurance Contracts (Issued 18 May 2017)

IFRS 17 requires insurance liabilities to be measured at a current fulfillment value and provides a more uniform measurement and presentation approach for all insurance contracts. These requirements are designed to achieve the goal of a consistent, principle-based accounting for insurance contracts. IFRS 17 supersedes IFRS 4 *Insurance Contracts* as of 1 January 2021.

Amendments to References to the Conceptual Framework in IFRS Standards (Issued 29 March 2018- Applicable for annual periods beginning 1 January 2020)

Together with the revised *Conceptual Framework* published in March 2018, the IASB also issued *Amendments to References to the Conceptual Framework in IFRS Standards*. The document contains amendments to IFRS 2, IFRS 3, IFRS 6, IFRS 14, IAS 1, IAS 8, IAS 34, IAS 37, IAS 38, IFRIC 12, IFRIC 19, IFRIC 20, IFRIC 22, and SIC-32. Not all amendments, however update those pronouncements with regard to references to and quotes from the framework so that they refer to the revised *Conceptual Framework*. Some pronouncements are only updated to indicate which version of the framework they are referencing to (the IASB framework adopted by the IASB in 2001, the IASB framework of 2010, or the new revised framework of 2018) or to indicate that definitions in the standard have not been updated with the new definitions developed in the revised *Conceptual Framework*.

The Directors do not plan to apply any of the above until they become effective. Based on their assessment of the potential impact of application of the above, they do not expect that there will be a significant impact on the company's financial statements.

SAMBURU WATER AND SANITATION COMPANY LIMITED

**Annual Reports and Financial Statements
For the year ended June 30, 2021**

NOTES TO THE FINANCIAL STATEMENTS (Continued)

3. APPLICATION OF NEW AND REVISED INTERNATIONAL FINANCIAL REPORTING STANDARDS (IFRS) (Continued)

iii) Early adoption of standards

The entity did not early – adopt any new or amended standards in year 2021.

iii) SUMMARY OF SIGNIFICANT ACCOUNTING POLICIES

The principle accounting policies adopted in the preparation of these financial statements are set out below:

a) Revenue recognition

Revenue is recognised to the extent that it is probable that future economic benefits will flow to Samburu Water and Sanitation company Limited and the revenue can be reliably measured. Revenue is recognised at the fair value of consideration received or expected to be received in the ordinary course of Samburu Water and Sanitation company Limited activities, net of value-added tax (VAT), where applicable, and when specific criteria have been met for each of Samburu Water and Sanitation Company Limited activities as described below.

- i) **Revenue from the sale of goods and services** is recognised in the year in which the Samburu Water and Sanitation Company Limited delivers products to the customer, the customer has accepted the products and collectability of the related receivables is reasonably assured.
- ii) **Grants from Samburu County Government** are recognized in the year in which Samburu Water and Sanitation Company Limited actually receives such grants. Recurrent grants are recognized in the statement of comprehensive income. Development/capital grants are recognized in the statement of financial position and realised in the statement of comprehensive income over the useful life of the assets that has been acquired using such funds.
- iii) **Finance income** comprises interest receivable from bank deposits and investment in securities, and is recognised in profit or loss on a time proportion basis using the effective interest rate method.
- iv) **Dividend income** is recognised in the income statement in the year in which the right to receive the payment is established.
- v) **Rental income** is recognised in the income statement as it accrues using the effective lease agreements.
- vi) **Other income** is recognised as it accrues.

b) In-kind contributions

In-kind contributions are donations that are made to Samburu Water and Sanitation Company Limited in the form of actual goods and/or services rather than in money or cash terms. These donations may include vehicles, equipment or personnel services. Where the financial value received for in-kind contributions can be reliably determined, Samburu Water and Sanitation Company Limited includes such value in the statement of comprehensive income both as

SAMBURU WATER AND SANITATION COMPANY LIMITED

Annual Reports and Financial Statements For the year ended June 30, 2021

revenue and as an expense in equal and opposite amounts; otherwise, the contribution is not recorded.

NOTES TO THE FINANCIAL STATEMENTS (Continued)

3 SUMMARY OF SIGNIFICANT ACCOUNTING POLICIES (Continued)

c) Property, plant and equipment

All categories of property, plant and equipment are initially recorded at cost less accumulated depreciation and impairment losses.

Certain categories of property, plant and equipment are subsequently carried at re-valued amounts, being their fair value at the date of re-valuation less any subsequent accumulated depreciation and impairment losses. Where re-measurement at re-valued amounts is desired, all items in an asset category are re-valued through periodic valuations carried out by independent external valuers.

Increases in the carrying amounts of assets arising from re-valuation are credited to other comprehensive income. Decreases that offset previous increases in the carrying amount of the same asset are charged against the revaluation reserve account; all other decreases are charged to profit or loss in the income statement.

Gains and losses on disposal of items of property, plant and equipment are determined by comparing the proceeds from the disposal with the net carrying amount of the items, and are recognised in profit or loss in the income statement.

d) Depreciation and impairment of property, plant and equipment

Freehold land and capital work in progress are not depreciated. Capital work in progress relates mainly to the costs of ongoing but incomplete works on buildings and other civil works and installations.

Depreciation on property, plant and equipment is recognised in the income statement on a straight-line basis to write down the cost of each asset or the re-valued amount to its residual value over its estimated useful life. The annual rates in use are:

Billing Software	30%
Water infrastructure	2.5%
Motor vehicles, including motor cycles	25%
Computers and related equipment	30%
Office equipment, furniture and fittings	12.5%
Water Fittings	8.5%
Loose tools	33%

A full year's depreciation charge is recognised both in the year of asset purchase and in the year of asset disposal.

Items of property, plant and equipment are reviewed annually for impairment. Where the carrying amount of an asset is assessed as greater than its estimated recoverable amount, an

SAMBURU WATER AND SANITATION COMPANY LIMITED

**Annual Reports and Financial Statements
For the year ended June 30, 2021**

impairment loss is recognised so that the asset is written down immediately to its estimated recoverable amount.

SAMBURU WATER AND SANITATION COMPANY LIMITED

**Annual Reports and Financial Statements
For the year ended June 30, 2021**

NOTES TO THE FINANCIAL STATEMENTS (Continued)

4 SUMMARY OF SIGNIFICANT ACCOUNTING POLICIES (Continued)

e) Intangible assets

Intangible assets comprise purchased computer software licences, which are capitalised on the basis of costs incurred to acquire and bring to use the specific software. These costs are amortised over the estimated useful life of the intangible assets from the year that they are available for use, usually over three years.

f) Amortisation and impairment of intangible assets

Amortisation is calculated on the straight-line basis over the estimated useful life of computer software of three years.

All computer software is reviewed annually for impairment. Where the carrying amount of an intangible asset is assessed as greater than its estimated recoverable amount, an impairment loss is recognised so that the asset is written down immediately to its estimated recoverable amount.

g) Investment property

Buildings, or part of a building (freehold or held under a finance lease) and land (freehold or held under an operating lease) held for long term rental yields and/or capital appreciation, and which are not occupied by the entity, are classified as investment property under non-current assets.

Investment property is carried at fair value, representing open market value determined periodically by independent external values. Changes in fair values are included in profit or loss in the income statement.

h) Finance and operating leases

Leases which confer substantially all the risks and rewards of ownership to the entity are classified as finance leases. Upon initial recognition, the leased asset is measured at an amount equal to the lower of its fair value and the present value of the minimum lease payments, and the asset is subsequently accounted for in accordance with the accounting policy applicable to that asset.

All other leases are treated as operating leases and the leased assets are recognised in the statement of financial position to the extent of prepaid lease rentals at the end of the year. Payments made under operating leases are recognised in profit or loss on a straight-line basis over the term of the lease. Lease incentives received are recognised as an integral part of the total lease expense over the term of the lease.

SAMBURU WATER AND SANITATION COMPANY LIMITED

Annual Reports and Financial Statements
For the year ended June 30, 2021

NOTES TO THE FINANCIAL STATEMENTS (Continued)

4 SUMMARY OF SIGNIFICANT ACCOUNTING POLICIES (Continued)

i) Fixed interest investments (bonds)

Fixed interest investments refer to investment funds placed under Central Bank of Kenya (CBK) long-term infrastructure bonds and other corporate bonds with the intention of earning interest income upon the bond's disposal or maturity. Fixed interest investments are freely traded at the Nairobi Securities Exchange. The bonds are measured at fair value through profit or loss.

j) Quoted investments

Quoted investments are classified as non-current assets and comprise marketable securities traded freely at the Nairobi Securities Exchange or other regional and international securities exchanges. Quoted investments are stated at fair value.

k) Unquoted investments

Unquoted investments stated at cost under non-current assets, and comprise equity shares held in other Government owned or controlled entities.

l) Inventories

Inventories are stated at the lower of cost and net realisable value. The cost of inventories comprises purchase price, import duties, transportation and handling charges, and is determined on the moving average price method.

m) Trade and other receivables

Trade and other receivables are recognised at fair values less allowances for any uncollectible amounts. These are assessed for impairment on a continuing basis. An estimate is made of doubtful receivables based on a review of all outstanding amounts at the year end. Bad debts are written off after all efforts at recovery have been exhausted.

n) Taxation

Current income tax

Current income tax assets and liabilities for the current period are measured at the amount expected to be recovered from or paid to the taxation authorities. The tax rates and tax laws used to compute the amount are those that are enacted or substantively enacted, at the reporting date in the area where the Entity operates and generates taxable income. Current income tax relating to items recognized directly in net assets is recognized in net assets and not in the statement of financial performance.

SAMBURU WATER AND SANITATION COMPANY LIMITED

Annual Reports and Financial Statements
For the year ended June 30, 2021

NOTES TO THE FINANCIAL STATEMENTS (Continued)

4 SUMMARY OF SIGNIFICANT ACCOUNTING POLICIES (Continued)

n) Taxation (Continued)

Current income tax (Continued)

Current income tax assets and liabilities for the current period are measured at the amount expected to be recovered from or paid to the taxation authorities. The tax rates and tax laws used to compute the amount are those that are enacted or substantively enacted, at the reporting date in the area where the Entity operates and generates taxable income. Current income tax relating to items recognized directly in net assets is recognized in net assets and Management periodically evaluates positions taken in the tax returns with respect to situations in which applicable tax regulations are subject to interpretation and establishes provisions where appropriate.

Deferred tax

Deferred tax is provided using the liability method on temporary differences between the tax bases of assets and liabilities and their carrying amounts for financial reporting purposes at the reporting date.

Deferred tax liabilities are recognized for all taxable temporary differences, except in respect of taxable temporary differences associated with investments in controlled entities, associates and interests in joint ventures, when the timing of the reversal of the temporary differences can be controlled and it is probable that the temporary differences will not reverse in the foreseeable future.

Deferred tax assets are recognized for all deductible temporary differences, the carry forward of unused tax credits and any unused tax losses. Deferred tax assets are recognized to the extent that it is probable that taxable profit will be available against which the deductible temporary differences, and the carry forward of unused tax credits and unused tax losses can be utilized, except in respect of deductible temporary differences associated with investments in controlled entities, associates and interests in joint ventures, deferred tax assets are recognized only to the extent that it is probable that the temporary differences will reverse in the foreseeable future and taxable profit will be available against which the temporary differences can be utilized.

The carrying amount of deferred tax assets is reviewed at each reporting date and reduced to the extent that it is no longer probable that sufficient taxable profit will be available to allow all or part of the deferred tax asset to be utilized. Unrecognized deferred tax assets are re-assessed at each reporting date and are recognized to the extent that it has become probable that future taxable profits will allow the deferred tax asset to be recovered.

Deferred tax assets and liabilities are measured at the tax rates that are expected to apply in the year when the asset is realized or the liability is settled, based on tax rates (and tax laws) that have been enacted or substantively enacted at the reporting date.

SAMBURU WATER AND SANITATION COMPANY LIMITED

Annual Reports and Financial Statements
For the year ended June 30, 2021

NOTES TO THE FINANCIAL STATEMENTS (Continued)

4 SUMMARY OF SIGNIFICANT ACCOUNTING POLICIES (Continued)

n) Taxation (Continued)

Deferred tax (Continued)

Deferred tax relating to items recognized outside surplus or deficit is recognized outside surplus or deficit. Deferred tax items are recognized in correlation to the underlying transaction in net assets. Deferred tax assets and deferred tax liabilities are offset if a legally enforceable right exists to set off current tax assets against current income tax liabilities and the deferred taxes relate to the same taxable entity and the same taxation authority.

o) Cash and cash equivalents

Cash and cash equivalents comprise cash on hand and cash at bank, short-term deposits on call and highly liquid investments with an original maturity of three months or less, which are readily convertible to known amounts of cash and are subject to insignificant risk of changes in value. Bank account balances include amounts held at the Central Bank of Kenya and at various Commercial Banks at the end of the reporting period. For the purposes of these financial statements, cash and cash equivalents also include short term cash imp rests and advances to authorised public officers and/or institutions which were not surrendered or accounted for at the end of the financial year.

p) Borrowings

Interest bearing loans and overdrafts are initially recorded at fair value being received, net of issue costs associated with the borrowing. Subsequently, these are measured at amortised cost using the effective interest rate method. Amortised cost is calculated by taking into account any issue cost and any discount or premium on settlement. Finance charges, including premiums payable of settlement or redemption are accounted for on accrual basis and are added to the carrying amount of the instrument to the extent that they are not settled in the period in which they arise. Loan interest accruing during the construction of a project is capitalised as part of the cost of the project.

q) Trade and other payables

Trade and other payables are non-interest bearing and are carried at amortised cost, which is measured at the fair value of contractual value of the consideration to be paid in future in respect of goods and services supplied, whether billed to the entity or not, less any payments made to the suppliers.

SAMBURU WATER AND SANITATION COMPANY LIMITED

Annual Reports and Financial Statements

For the year ended June 30, 2021

NOTES TO THE FINANCIAL STATEMENTS (Continued)

4 SUMMARY OF SIGNIFICANT ACCOUNTING POLICIES (Continued)

n) Taxation (Continued)

Deferred tax (Continued)

Deferred tax relating to items recognized outside surplus or deficit is recognized outside surplus or deficit. Deferred tax items are recognized in correlation to the underlying transaction in net assets. Deferred tax assets and deferred tax liabilities are offset if a legally enforceable right exists to set off current tax assets against current income tax liabilities and the deferred taxes relate to the same taxable entity and the same taxation authority.

o) Cash and cash equivalents

Cash and cash equivalents comprise cash on hand and cash at bank, short-term deposits on call and highly liquid investments with an original maturity of three months or less, which are readily convertible to known amounts of cash and are subject to insignificant risk of changes in value. Bank account balances include amounts held at the Central Bank of Kenya and at various Commercial Banks at the end of the reporting period. For the purposes of these financial statements, cash and cash equivalents also include short term cash imp rests and advances to authorised public officers and/or institutions which were not surrendered or accounted for at the end of the financial year.

p) Borrowings

Interest bearing loans and overdrafts are initially recorded at fair value being received, net of issue costs associated with the borrowing. Subsequently, these are measured at amortised cost using the effective interest rate method. Amortised cost is calculated by taking into account any issue cost and any discount or premium on settlement. Finance charges, including premiums payable of settlement or redemption are accounted for on accrual basis and are added to the carrying amount of the instrument to the extent that they are not settled in the period in which they arise. Loan interest accruing during the construction of a project is capitalised as part of the cost of the project.

q) Trade and other payables

Trade and other payables are non-interest bearing and are carried at amortised cost, which is measured at the fair value of contractual value of the consideration to be paid in future in respect of goods and services supplied, whether billed to the entity or not, less any payments made to the suppliers.

SAMBURU WATER AND SANITATION COMPANY LIMITED

**Annual Reports and Financial Statements
For the year ended June 30, 2021**

NOTES TO THE FINANCIAL STATEMENTS (Continued)

4 SUMMARY OF SIGNIFICANT ACCOUNTING POLICIES (Continued)

r) Retirement benefit obligations

The company contributes to the statutory National Social Security Fund (NSSF). This is a defined contribution scheme registered under the National Social Security Act. The company's obligation under the scheme is limited to specific contributions legislated from time to time and is currently at Kshs.200 per employee per month.

s) Provision for staff leave pay

Employees' entitlements to annual leave are recognised as they accrue at the employees. At provision is made for the estimated liability for annual leave at the reporting date.

t) Exchange rate differences

The accounting records are maintained in the functional currency of the primary economic environment in which the entity operates, Kenya Shillings. Transactions in foreign currencies during the year/period are translated into the functional currency using the exchange rates prevailing at the dates of the transactions or valuation where items are re-measured. Any foreign exchange gains and losses resulting from the settlement of such transactions and from the translation at year-end exchange rates of monetary assets and liabilities denominated in foreign currencies are recognised in profit or loss.

u) Budget information

The entity's budget is prepared on a different basis to the actual income and expenditure disclosed in the financial statements. The financial statements are prepared on accrual basis using a classification based on the nature of expenses in the statement of financial performance, whereas the budget is prepared on a cash basis. The amounts in the financial statements were recast from the accrual basis to the cash basis and reclassified by presentation to be on the same basis as the approved budget. A comparison of budget and actual amounts, prepared on a comparable basis to the approved budget, is then presented in the statement of comparison of budget and actual amounts. In addition to the Basis difference, adjustments to amounts in the financial statements are also made for differences in the formats and classification schemes adopted for the presentation of the financial statements and the approved budget.

SAMBURU WATER AND SANITATION COMPANY LIMITED

Annual Reports and Financial Statements
For the year ended June 30, 2021

NOTES TO THE FINANCIAL STATEMENTS (Continued)

4 SUMMARY OF SIGNIFICANT ACCOUNTING POLICIES (Continued)

u) Budget information (Continued)

A statement to reconcile the actual amounts on a comparable basis included in the statement of comparison of budget and actual amounts and the actuals as per the statement of financial performance has been presented under section xxx of these financial statements.

v) Service concession arrangements

The Entity analyses all aspects of service concession arrangements that it enters into in determining the appropriate accounting treatment and disclosure requirements. In particular, where a private party contributes an asset to the arrangement, the Entity recognizes that asset when, and only when, it controls or regulates the services the operator must provide together with the asset, to whom it must provide them, and at what price. In the case of assets other than 'whole-of-life' assets, it controls, through ownership, beneficial entitlement or otherwise – any significant residual interest in the asset at the end of the arrangement. Any assets so recognized are measured at their fair value. To the extent that an asset has been recognized, the Entity also recognizes a corresponding liability, adjusted by a cash consideration paid or received.

w) Comparative figures

Where necessary comparative figures for the previous financial year have been amended or reconfigured to conform to the required changes in presentation.

x) Subsequent events

There have been no events subsequent to the financial year end with a significant impact on the financial statements for the year ended June 30, 2021

5 SIGNIFICANT JUDGMENTS AND SOURCES OF ESTIMATION UNCERTAINTY

The preparation of Samburu water and sanitation company Ltd financial statements in conformity with IFRS requires management to make judgments, estimates and assumptions that affect the reported amounts of revenues, expenses, assets and liabilities, and the disclosure of contingent liabilities, at the end of the reporting period. However, uncertainty about these assumptions and estimates could result in outcomes that require a material adjustment to the carrying amount of the asset or liability affected in future periods.

SAMBURU WATER AND SANITATION COMPANY LIMITED

**Annual Reports and Financial Statements
For the year ended June 30, 2021**

5 SIGNIFICANT JUDGEMENTS AND SOURCES OF ESTIMATION UNCERTAINTY (Continued)

Estimates and assumptions

The key assumptions concerning the future and other key sources of estimation uncertainty at the reporting date, that have a significant risk of causing a material adjustment to the carrying amounts of assets and liabilities within the next financial year, are described below. The Entity based its assumptions and estimates on parameters available when the financial statements were prepared. However, existing circumstances and assumptions about future developments may change due to market changes or circumstances arising beyond the control of the Entity. Such changes are reflected in the assumptions when they occur.

Useful lives and residual values

The useful lives and residual values of assets are assessed using the following indicators to inform potential future use and value from disposal:

- The condition of the asset based on the assessment of experts employed by the Entity
- The nature of the asset, its susceptibility and adaptability to changes in technology and processes
- The nature of the processes in which the asset is deployed
- Availability of funding to replace the assets
- Changes in the market in relation to the asset

Provisions

Provisions were raised and management determined an estimate based on the information available. Provisions are measured at the management's best estimate of the expenditure required to settle the obligation at the reporting date, and are discounted to present value where the effect is material.

SAMBURU WATER AND SANITATION COMPANY LIMITED

**Annual Reports and Financial Statements
For the year ended June 30, 2021**

NOTES TO THE FINANCIAL STATEMENTS (Continued)

6 REVENUE

	2020/2021	2019/2020
	Kshs	Kshs
Gross sales of goods	11,388,645.00	7,574,125.00
Gross sales of services	-	-
Less: Value added tax on gross sales	-	-
Total	11,388,645.00	7,574,125.00

Gross sale of goods is for water billing for the respective period

7 COST OF SALES

	2020/2021	2019/2020
	Kshs	Kshs
Cost of sales on goods	-	-
Cost of sales on services	-	-
Total	-	-

8 GRANTS FROM COUNTY GOVERNMENT

	2020/2021	2019/2020
	Kshs	Kshs
Recurrent grants received	47,478,125.18	59,324,843.65
Capital grants realized (see note below)	-	-
In Kind contributions/ donations	-	-
Total	47,478,125.18	59,324,843.65

Name of the Entity sending the grant	Amount recognized in the Statement of Comprehensive Income KShs	Amount deferred under deferred income KShs	Amount recognised in capital fund. KShs	Total grant income during the year KShs	2019-202 KSh
Samburu County Government	47,478,125.18	-	-	47,478,125.18	59,324,843.6
Total	47,478,125.18	-	-	47,478,125.18	59,324,843.6

SAMBURU WATER AND SANITATION COMPANY LIMITED

Annual Reports and Financial Statements
For the year ended June 30, 2021

NOTES TO THE FINANCIAL STATEMENTS (Continued)

9 INTEREST INCOME

	2020-2021	2019-2020
Description	Kshs	Kshs
Interest income from treasury bonds	-	-
Interest income from treasury bonds	-	-
Interest from receivables	-	-
Interest from commercial banks and financial institutions	-	-
Interest on staff loans	-	-
Total	-	-

No interest income received as the company has no such investments

10 OTHER INCOME

	2020-2021	2018-2020
Description	Kshs	Kshs
Sale of tender documents	-	-
Fines and penalties	-	-
Cash donations	-	-
In kind donations	-	-
Gain on sale of fixed assets	-	-
Insurance compensation	-	-
Other miscellaneous receipts	-	-
Total	0.00	0.00

There are no any other incomes in the year.

11 OTHER GAINS AND LOSSES

There were no other gains or losses to be reported in the financial year.

SAMBURU WATER AND SANITATION COMPANY LIMITED

**Annual Reports and Financial Statements
For the year ended June 30, 2021**

NOTES TO THE FINANCIAL STATEMENTS (Continued)

12 (a) ADMINISTRATION COSTS

Description	2021 Kshs	2020 Kshs
Staff costs (note 12b)	22,382,800.00	21,242,371.00
Directors' emoluments	1,490,000.00	1,674,489.00
Electricity and water	9,695,608.18	5,915,664.00
Communication services and supplies	-	-
Transportation, travelling and subsistence	1,753,040.00	866,571.00
Advertising, printing, stationery and photocopying	382,250.00	816,570.00
Rent expenses	160,000.00	280,000.00
Staff training expenses	576,250.00	1,001,840.00
Hospitality supplies and services	-	-
Insurance costs	-	-
Bank charges and commissions	37,583.19	29,652.00
Office and general supplies and services	-	-
Auditors' remuneration	954,000.00	250,000.00
Legal fees	-	50,000.00
Consultancy fees	-	-
Repairs and maintenance	1,596,416	3,695,698.00
Provision for bad and doubtful debts	-	-
Other operating expenses	19,337,603.77	26,520,385.96
Total	58,365,544.96	66,857,890.96

12 (b) STAFF COSTS

Salaries and allowances of permanent employees	22,382,800.00	20,950,371.00
Wages of temporary employees	-	-
Compulsory national health insurance schemes	-	-
Compulsory national social security schemes	-	292,000
Other pension contributions	-	-
Leave pay and gratuity provisions	-	-
Staff welfare	-	-
Total	22,382,800	21,242,371.00

SAMBURU WATER AND SANITATION COMPANY LIMITED

Annual Reports and Financial Statements
For the year ended June 30, 2021

NOTES TO THE FINANCIAL STATEMENTS (Continued)

13 SELLING AND DISTRIBUTION COSTS

Description	2020-2021 Kshs	2019-2020 Kshs
Salaries and wages of sales personnel	-	-
Marketing and promotional expenses	-	-
Sales commissions	-	-
Sales discounts and rebates	-	-
Other selling and distribution costs	-	-
Total	-	-

14 FINANCE COSTS

Description	2020-2021 Kshs	2019-2020 Kshs
Interest expense on loans	-	-
Interest expense on bank overdrafts	-	-
Total	-	-

15 OPERATING PROFIT/(LOSS)

	2020-2021 Kshs	2019-2020 Kshs
The operating profit/(loss) is arrived at after charging/(crediting):		
Staff costs (note 12b)		
Depreciation of property, plant and equipment	4,617,633.77	4,815,308.53
Amortisation of intangible assets	31,854.75	45,507.00
Provision for bad and doubtful debts	-	-
Directors' emoluments - fees	1,490,000.00	1,674,489.00
- other	-	-
Auditors' remuneration - current year fees	954,000	250,000
- prior year under-provision	-	-
Loss on disposal of property, plant and equipment	-	-
Net foreign exchange loss	-	-
Interest receivable	-	-
Interest payable	-	-
Rent receivable	-	-
Total	7,093,488.52	6,785,304.53

SAMBURU WATER AND SANITATION COMPANY LIMITED

**Annual Reports and Financial Statements
For the year ended June 30, 2021**

NOTES TO THE FINANCIAL STATEMENTS (Continued)

16 INCOME TAX EXPENSE/(CREDIT)

(a) Current taxation

	2020-2021	2019-2020
	Kshs	Kshs
Current taxation based on the adjusted profit for the year at 30%	-	-
Current tax: prior year under/(over) provision	-	-
Current year deferred tax charge	-	-
Prior year under-provision for deferred tax	-	-
Total	-	-

b) Reconciliation of tax expense/ (credit) to the expected tax based on accounting profit

	2020-2021	2019-2020
	Kshs	Kshs
Profit before taxation	501,225.22	(1,633,411.31)
Tax at the applicable tax rate of 30%	(150,367.566)	-
Current tax	-	-
Prior year under-provision	-	-
Tax effects of expenses not deductible for tax purposes	-	-
Tax effects of income not taxable	-	-
Tax effects of excess capital allowances over depreciation/amortization	-	-
Deferred tax prior year over-provision	-	-
Total	350,857.654	(1,633,411.31)

The company had an operating profit of Ksh 350,857.654

SAMBURU WATER AND SANITATION COMPANY LIMITED

**Annual Reports and Financial Statements
For the year ended June 30, 2021**

NOTES TO THE FINANCIAL STATEMENTS (Continued)

17 EARNINGS PER SHARE

The earnings per share is calculated by dividing the profit after tax by the average number of ordinary shares in issue. Samburu Water and Sanitation Company is wholly owned by Samburu county government and has no shares. There were not dilutive or potentially dilutive ordinary share as at the reporting date.

18 DIVIDEND PER SHARE

Proposed dividends are accounted for as a separate component of equity until they have been ratified and declared at the relevant Annual General Meeting (AGM). However, Samburu water and Sanitation Company limited is wholly owned by Samburu county government, does not hold any AGM, and no interim or final dividend in respect of the year ended June 30, 2021 is to be proposed.

SAMBURU WATER AND SANITATION COMPANY

Annual Reports and Financial Statements

For the year ended June 30, 2021

NOTES TO THE FINANCIAL STATEMENTS (Continued)

19 PROPERTY, PLANT AND EQUIPMENT

2019	Freehold land	Buildings & civil works	Plant and machinery	Motor vehicles, including motor cycles	Computers & related equipment	Office equipment, furniture & fittings	Capital work in progress	Total
COST OR VALUATION								
At July 1, 2018	-	-	-	-	-	-	-	-
Additions								
Transfers								
Disposals								
At June 30, 2019								
DEPRECIATION								
At July 1, 2018								
Charge for the year								
Impairment loss								
Eliminated on disposal								
At June 30, 2019								
NET BOOK VALUE At June 30, 2019								

Property, plant and equipment include the following items that are fully depreciated:

	Cost or valuation	Normal annual depreciation charge
Plant and machinery		
Motor vehicles, including motor cycles		
Computers and related equipment		
Office equipment, furniture and fittings		

SAMBURU WATER AND SANITATION COMPANY

Annual Reports and Financial Statements

For the year ended June 30, 2021

NOTES TO THE FINANCIAL STATEMENTS (Continued)

19 PROPERTY, PLANT AND EQUIPMENT (Continued)

	336 LOOSE TOOLS	250 MOTOR VEHICLES	850 WATER FITTINGS	300 Computers & related equipment	Office equipment, furniture & fixtures	WATER INFRASTRUCTURE	Total
COST OR VALUATION							
At July 1, 2020	12,632.00	3,094,686.00	61,867,289.00	2,036,090.00	1,177,503.00	44,746,802.00	112,935,002.00
Additions	-	-	280,000	-	-	7,786,500	8,066,500
Transfers	-	-	-	-	-	-	-
Disposals	-	-	-	-	-	-	-
At June 30, 2021	12,632.00	3,094,686.00	62,147,289.00	2,036,090.00	1,177,503.00	52,533,302.00	121,001,502.00
DEPRECIATION							
At July 1, 2020	12,632.00	2,711,101.95	24,621,660.95	1,587,615.38	720,267.93	6,918,820.80	36,572,099.01
Charge for the year	-	95,896.01	3,189,676.38	134,543.00	57,154.38	1,140,362.00	4,617,633.77
Impairment loss	-	-	-	-	-	-	-
Eliminated on disposal	-	-	-	-	-	-	-
At June 30, 2021	12,632.00	2,806,997.96	27,811,339.33	1,722,158.38	777,422.31	8,059,182.80	41,189,732.78
NET BOOK VALUE							
At June 30, 2021	-	287,688.04	34,355,949.67	313,931.62	400,080.69	44,474,119.20	79,811,769.22

Property, plant and equipment include the following items that are fully depreciated:

	Cost or valuation	Normal annual depreciation charge
Plant and machinery	-	-
Motor vehicles, including motor cycles	-	-
Computers and related equipment	-	-
Office equipment, furniture and fittings	-	-

SAMBURU WATER AND SANITATION COMPANY

**Annual Reports and Financial Statements
For the year ended June 30, 2021**

NOTES TO THE FINANCIAL STATEMENTS (Continued)

20 INTANGIBLE ASSETS

	2020-2021	2019-2020
	Kshs	Kshs
COST		
At July 1	817,600.00	817,600.00
Additions	-	-
Disposals	-	-
At June 30	817,600.00	817,600.00
AMORTISATION		
At July 1	711,417.50	665,911.00
Charge for the year	31,854.75	45,506.50
Disposals	-	-
Impairment loss	-	-
At June 30	743,272.25	711,417.50
NET BOOK VALUE		
At June 30	74,327.75	106,182.50

SAMBURU WATER AND SANITATION COMPANY LIMITED

**Annual Reports and Financial Statements
For the year ended June 30, 2021**

NOTES TO THE FINANCIAL STATEMENTS (Continued)

21 INVESTMENT PROPERTY

	2020-2021	2019-2020
	Kshs	Kshs
Opening valuation	-	-
Movements during the year		
Additions	-	-
Transfer from operating lease rentals (note 22)	-	-
Disposals	(-)	(-)
Fair value gains/(losses)	-	-
Closing valuation	-	-
	=====	=====
DEPRECIATION (IF AT COST)		
At July 1	-	-
Charge for the year	-	-
Disposals	(-)	(-)
Impairment loss	(-)	(-)
At June 30	-	-
	=====	=====
NET BOOK VALUE		
At June 30	-	-
	=====	=====

(Provide details of the property, date last valued, the value and method of valuation as per IAS 40. Where investment property is carried at cost, depreciation will be shown, however, no depreciation is provided for when the asset is carried at fair value)

SAMBURU WATER AND SANITATION COMPANY LIMITED

Annual Reports and Financial Statements

For the year ended June 30, 2021

NOTES TO THE FINANCIAL STATEMENTS (Continued)

22 PREPAID OPERATING LEASE RENTALS

There were no prepaid operating lease rentals.

23 FIXED INTEREST INVESTMENTS (BONDS)

	2020-2021	2019-2020
	Kshs	Kshs
Central Bank of Kenya 12.5% 15-Year Infrastructure Bond	-	-
AB Corporate Bond (give details)	-	-
CD Corporate Bond (give details)	-	-
	=	=

There was no fixed interest investments (Bonds)

Details		
Balance at 1 July	-	-
Additions during the year	-	-
Interest accrued during the year	-	-
Investment maturities during the year	-	-
Balance at 30 June	-	-

SAMBURU WATER AND SANITATION COMPANY LIMITED

Annual Reports and Financial Statements
For the year ended June 30, 2021

NOTES TO THE FINANCIAL STATEMENTS (Continued)

24 QUOTED INVESTMENTS

	2020-2021	2019-2020
	Kshs	Kshs
Opening valuation	-	-
Movements during the year		
Additions	-	-
Disposals	(-)	(-)
Fair value gains/(losses)	-	-
Closing valuation	-	-

There are no quoted investments

Name of entity where investment is held	No of shares			Nominal value of shares/purchase price	Fair value of shares	Fair value of shares
	Direct shareholding	Indirect shareholding	Effective shareholding			
	%	%	%	Shs	Current year Shs	Prior year Shs
Entity A	-	-	-	-	-	-
Entity B	-	-	-	-	-	-
Entity C	-	-	-	-	-	-

25 UNQUOTED INVESTMENTS
The ere no unquoted investments

SAMBURU WATER AND SANITATION COMPANY LIMITED**Annual Reports and Financial Statements
For the year ended June 30, 2021****NOTES TO THE FINANCIAL STATEMENTS (Continued)****26 INVENTORIES**

No inventories held at the end of the period

27(a) TRADE AND OTHER RECEIVABLES

	2020-2021	2019-2020
	Kshs	Kshs
Trade receivables (note 27 (b))	20,498,821.05	15,137,680.05
Deposits and prepayments	-	-
VAT recoverable	-	-
Staff receivables (note 27 (c))	-	-
Other receivables	-	-
Gross trade and other receivables	20,498,821.05	15,137,680.05
Provision for bad and doubtful receivable	-	-
Net trade and other receivables	20,498,821.05	15,137,680.05

SAMBURU WATER AND SANITATION COMPANY LIMITED**Annual Reports and Financial Statements
For the year ended June 30, 2021****NOTES TO THE FINANCIAL STATEMENTS (Continued)****27 (b) TRADE RECEIVABLES**

	2020-2021	2019-2020
	Kshs	Kshs
Gross trade receivables	20,498,821.05	15,137,680.05
Provision for doubtful receivables	-	-
	<u>20,498,821.05</u>	<u>15,137,680.05</u>
At June 30, the ageing analysis of the gross trade receivables was as follows:		
Less than 30 days	-	-
Between 30 and 60 days	-	-
Between 61 and 90 days	-	-
Between 91 and 120 days	-	-
Over 120 days	20,498,821.05	15,137,680.05
	<u>20,498,821.05</u>	<u>15,137,680.05</u>

27 (c) STAFF RECEIVABLES

There were no staff receivables as at 30th June 2020 and 30th June 2021.

SAMBURU WATER AND SANITATION COMPANY LIMITED

Annual Reports and Financial Statements

For the year ended June 30, 2021

NOTES TO THE FINANCIAL STATEMENTS (Continued)

28 TAX RECOVERABLE

There was no tax recoverable in the year ended June 2021 and June 2020.

29 SHORT TERM DEPOSITS

There were no short term deposits as at June 30, 2021.

30 BANK AND CASH BALANCES

	2020-2021	2019-2020
	Kshs	Kshs
Cash at bank	58,923.36	1,184,980.00
Cash in hand	27,805.00	1,000
	86,728.36	1,185,980.00

The bulk of the cash at bank was held at Equity Bank limited, the entity's main bankers.

SAMBURU WATER AND SANITATION COMPANY LIMITED

Annual Reports and Financial Statements

For the year ended June 30, 2021

NOTES TO THE FINANCIAL STATEMENTS (Continued)

30 BANK AND CASH BALANCES (Continued)

The make – up of bank balances and short term deposits is as follows:

Detailed analysis of the cash and cash equivalents

Financial institution	Account number	2020-2021 KShs	2019-2020 KShs
a) Current account			
Kenya Commercial bank	-	-	-
Equity Bank, etc	1100263502267	58,923.36	1,184,980
Sub- total		58,923.36	1,184,980
b) Others(specify)		-	-
Cash in transit		-	-
cash in hand		-	-
M pesa		27,805.00	1,000
Sub- total		27,805.00	1,000
Grand total		86,728.36	1,185,980

31 ORDINARY SHARE CAPITAL

Samburu water and sanitation company is wholly owned by Samburu county government and has no ordinary share capital

SAMBURU WATER AND SANITATION COMPANY LIMITED

Annual Reports and Financial Statements

For the year ended June 30, 2021

NOTES TO THE FINANCIAL STATEMENTS (Continued)

32 REVALUATION RESERVE

The revaluation reserve relates to the revaluation of certain items of property, plant and equipment. As indicated in the Statement of Changes in Equity, this is stated after transfer of excess depreciation net of related deferred tax to retained earnings. Revaluation surpluses are not distributable.

33 FAIR VALUE ADJUSTMENT RESERVE

The fair value adjustment reserve arises on the revaluation of available-for-sale financial assets, principally the marketable securities. When a financial asset is sold, the portion of the reserve that relates to that asset is reduced from the fair value adjustment reserve and is recognised in profit or loss. Where a financial asset is impaired, the portion of the reserve that relates to that asset is recognised in profit or loss.

34 RETAINED EARNINGS

The retained earnings represent amounts available for distribution to the *entity's* shareholders. Undistributed retained earnings are utilised to finance the *entity's* business activities.

35 BORROWINGS

Description	2020-2021	2019-2020
	Kshs	Kshs
Balance at beginning of the year	-	-
External borrowings during the year	-	-
Domestic borrowings during the year	-	-
Repayments of external borrowings during the year	-	-
Repayments of domestics' borrowings during the year	-	-
Exchange rate gains/(losses) on revaluation of borrowings	-	-
Balance at end of the year	-	-
Less: Amounts due with one year (current portion)	-	-
Amounts due after one year (non-current portion)	-	-

SAMBURU WATER AND SANITATION COMPANY LIMITED**Annual Reports and Financial Statements****For the year ended June 30, 2021****NOTES TO THE FINANCIAL STATEMENTS (Continued)****35 BORROWINGS (Continued)**

The analyses of both external and domestic borrowings are as follows:

	2020-2021	2019-2020
	Kshs	Kshs
External Borrowings		
	-	-
Domestic Borrowings		
	-	-
Total balance at end of year	-	-

There were no external or domestic borrowings

36 DEFERRED TAX LIABILITY

Deferred tax is calculated on all temporary differences under the liability method using the enacted tax rate, currently 30%. The net deferred tax liability at year end is attributable to the following items:

	2020-2021	2019-2020
	Kshs	Kshs
Accelerated capital allowances	-	-
Unrealised exchange gains/(losses)	-	-
Revaluation surplus	-	-
Tax losses carried forward	(-)	(-)
Provisions for liabilities and charges	(-)	(-)
Net deferred tax liability	-	-

SAMBURU WATER AND SANITATION COMPANY LIMITED

Annual Reports and Financial Statements

For the year ended June 30, 2021

NOTES TO THE FINANCIAL STATEMENTS (Continued)

36 DEFERRED TAX LIABILITY (Continued)

	2020-2021	2019-2020
	Kshs	Kshs
The movement on the deferred tax account is as follows:		
Balance at beginning of the year	-	-
Credit to revaluation reserve	(-)	(-)
Under provision in prior year	-	-
Income statement charge/(credit)	-	-
Balance at end of the year	-	-

No deferred tax obligation

37 TRADE AND OTHER PAYABLES

	2020-2021	2019-2020
	Kshs	Kshs
Trade payables		
Accrued expenses	-	
Retention/ contract monies	-	
Other payables	-	

[Provide short appropriate explanations as necessary]

38 RETIREMENT BENEFIT OBLIGATIONS

The entity does not operate a defined benefit scheme for any of the full-time employees. There liability of retirement benefit obligations at the end of the year

The company contributes to the statutory National Social Security Fund (NSSF). This is a contribution scheme registered under the National Social Security Act. The company's obligation the scheme is limited to specific contributions legislated from time to time and is currently at K per employee per month.

SAMBURU WATER AND SANITATION COMPANY LIMITED

Annual Reports and Financial Statements

For the year ended June 30, 2021

NOTES TO THE FINANCIAL STATEMENTS (Continued)

39 PROVISION FOR LEAVE PAY

No Provision for annual leave pay has been made for the respective year. Provision for annual leave pay is based on services rendered by full-time employees up to the end of the year.

40 DIVIDENDS PAYABLE

There was no balance of dividends payable that related to unclaimed dividends, payable to any different ordinary shareholders. Therefore no balances are analysed .

SAMBURU WATER AND SANITATION COMPANY LIMITED

Annual Reports and Financial Statements

For the year ended June 30, 2021

NOTES TO THE FINANCIAL STATEMENTS (Continued)

41 NOTES TO THE STATEMENT OF CASH FLOWS

	2020-2021	2019-2020
	Kshs	Kshs
(a) Reconciliation of operating profit/(loss) to cash generated from/(used in) operations		
Operating profit/(loss)	350,857.654	(1,633,411.31)
Depreciation	4,617,633.77	4,815,308.53
Amortisation	31,854.75	45,505.47
(Gain)/loss on disposal of property, plant and equipment	-	-
Operating profit/(loss) before working capital changes	5,000,346.174	3,227,402.69
(Increase)/decrease in inventories	-	-
(Increase)/decrease in trade and other receivables	(5,361,141.00)	(4,031,289.00)
Increase/(decrease) in trade and other payables	7,043,544.20	2,070,765.31
Increase/(decrease) in retirement benefit obligations	-	-
Increase/(decrease) in provision for staff leave pay	-	-
Cash generated from/(used in) operations	6,682,749.37	1,266,879.00
	<u> </u>	<u> </u>
(b) Analysis of changes in loans		
Balance at beginning of the year	-	-
Receipts during the year	-	-
Repayments during the year	-	-
Repayments of previous year's accrued interest	-	-
Foreign exchange (gains)/losses	-	-
Accrued interest	-	-
Balance at end of the year	-	-
	<u> </u>	<u> </u>
(c) Analysis of cash and cash equivalents		
Short term deposits	27,805.00	1,000
Cash at bank	58,923.36	1,184,980.00
Cash in hand	-	-
Balance at end of the year	86,928.36	1,185,980.00
	<u> </u>	<u> </u>

SAMBURU WATER AND SANITATION COMPANY LIMITED

Annual Reports and Financial Statements
For the year ended June 30, 2021

NOTES TO THE FINANCIAL STATEMENTS (Continued)

41 NOTES TO THE STATEMENT OF CASH FLOWS (Continued)

	2019-2020	2018-2019
	Kshs	Kshs
(d) Analysis of interest paid		
Interest on loans (note 12)	-	-
Interest on bank overdraft (note 12)	-	-
	-	-
Interest on loans capitalised	-	-
Balance at beginning of the year	-	-
Balance at end of the year (note 35(b))	(-)	(-)
Interest paid	-	-
	=====	=====
(e) Analysis of dividend paid		
Balance at beginning of the year	-	-
2017 dividends paid	-	-
2018 dividends paid	-	-
2019 interim dividends paid	-	-
Balance at end of the year	(-)	(-)
Dividend paid	-	-
	=====	=====

42 RELATED PARTY DISCLOSURES

(a) County Government of Samburu

The County Government of Samburu is the principal shareholder of Samburu water and sanitation company Ltd, holding 100% of Samburu water and sanitation company Ltd equity interest. The Government of Kenya has provided full guarantees to all long-term lenders of the entity, both domestic and external.

Other related parties include:

- i) Key management;
- ii) Board of directors;

SAMBURU WATER AND SANITATION COMPANY LIMITED

Annual Reports and Financial Statements

For the year ended June 30, 2021

NOTES TO THE FINANCIAL STATEMENTS (Continued)

42 RELATED PARTY DISCLOSURES (Continued)

Transactions with related parties

	2020-2021	2019-2020
	Kshs	Kshs
a) Sales to related parties		
Sales of goods to xxx	-	-
Sales of services xxx	-	-
Total	<u>-</u>	<u>-</u>
b) Grants from the Government		
Grants from National Govt	-	-
Grants from County Government	47,478,125.18	59,324,843.65
Donations in kind	-	-
Total	<u>47,478,125.18</u>	<u>59,324,843.65</u>
c) Expenses incurred on behalf of related party		
Payments of salaries and wages for xxx employees	-	-
Payments for goods and services for xxx	-	-
Total	<u>-</u>	<u>-</u>
d) Key management compensation		
Directors' emoluments		
Compensation to the CEO		
Compensation to key management		
Total	<u>-</u>	<u>-</u>

43 CAPITAL COMMITMENTS

Capital commitments at the year- end for which no provision has been made in these financial statements are:

	2020-2021	2019-2020
	Kshs	Kshs
Amounts authorised and contracted for	-	-
Amounts authorizes but not contracted for	-	-
Less: Amounts included in Work in progress	-	-
	<u>-</u>	<u>-</u>

SANBURU WATER AND SANITATION COMPANY LIMITED

Annual Reports and Financial Statements

For the year ended June 30, 2021

NOTES TO THE FINANCIAL STATEMENTS (Continued)

45 FINANCIAL RISK MANAGEMENT (Continued)

(i) Credit risk (Continued)

	Total amount Kshs	Fully performing Kshs	Past due Kshs	Impaired Ksh
At 30 June 2020				
Receivables from exchange transactions	-	-	-	
Receivables from non exchange transactions	-	-	-	
Bank balances	-	-	-	
Total	-	-	-	
At 30 June 2021				
Receivables from exchange transactions	-	-	-	
Receivables from non exchange transactions	-	-	-	
Bank balances	-	-	-	
Total	-	-	-	

The customers under the fully performing category are paying their debts as they continue trading. The credit risk associated with these receivables is minimal and the allowance for uncollectible amounts that the company has recognised in the financial statements considered adequate to cover any potentially irrecoverable amounts.

The entity has significant concentration of credit risk on amounts due from unpaid bills.

The board of directors sets the company's credit policies and objectives and lays down parameters within which the various aspects of credit risk management are operated.

ii) Liquidity risk management

Ultimate responsibility for liquidity risk management rests with the entity's directors, who have built an appropriate liquidity risk management framework for the management of the entity's short, medium and long-term funding and liquidity management requirements. The entity manages liquidity risk through continuous monitoring of forecasts and actual cash flows.

The table below represents cash flows payable by the company under non-derivative financial liabilities by their remaining contractual maturities at the reporting date. The amounts disclosed in the table are the contractual undiscounted cash flows. Balances due within 12 months equal their carrying balances, as the impact of discounting is not significant.

SAMBURU WATER AND SANITATION COMPANY LIMITED

Annual Reports and Financial Statements

For the year ended June 30, 2021

NOTES TO THE FINANCIAL STATEMENTS (Continued)

45 FINANCIAL RISK MANAGEMENT (Continued)

(ii) Liquidity risk management (Continued)

	Less than 1 month	Between 1-3 months	Over 5 months	Total
	Kshs	Kshs	Kshs	Kshs
At 30 June 2021				
Trade payables				
Current portion of borrowings	-	-	-	-
Provisions	-	-	-	-
Deferred income	-	-	-	-
Employee benefit obligation	-	-	-	-
Total				
At 30 June 2020				
Trade payables				
Current portion of borrowings	-	-	-	-
Provisions	-	-	-	-
Deferred income	-	-	-	-
Employee benefit obligation	-	-	-	-
Total	-	-	-	-

(iii) Market risk

The board has put in place an internal audit function to assist it in assessing the risk faced by the entity on an ongoing basis, evaluate and test the design and effectiveness of its internal accounting and operational controls.

Market risk is the risk arising from changes in market prices, such as interest rate, equity prices and foreign exchange rates which will affect the entity's income or the value of its holding of financial instruments. The objective of market risk management is to manage and control market risk exposures within acceptable parameters, while optimising the return. Overall responsibility for managing market risk rests with the Audit and Risk Management Committee.

The company's Finance Department is responsible for the development of detailed risk management policies (subject to review and approval by Audit and Risk Management Committee) and for the day to day implementation of those policies.

There has been no change to the entity's exposure to market risks or the manner in which it manages and measures the risk.

SAMBURU WATER AND SANITATION COMPANY LIMITED

Annual Reports and Financial Statements

For the year ended June 30, 2021

NOTES TO THE FINANCIAL STATEMENTS (Continued)

45 FINANCIAL RISK MANAGEMENT (Continued)

(iii) Market risk (Continued)

a) Foreign currency risk

Samburu Water and sanitation company Ltd has no transactional currency exposures. Such exposure arises through purchases of goods and services that are done in currencies other than the local currency.

Samburu Water and sanitation company Ltd has no foreign exchange risk from future commercial transactions and does not recognise assets and liabilities by projecting future expected sales proceeds and matching the same with expected payments.

SAMBURU WATER AND SANITATION COMPANY LIMITED

Annual Reports and Financial Statements
For the year ended June 30, 2021

45 FINANCIAL RISK MANAGEMENT (Continued)

(iii) Market risk (Continued)

b) Foreign currency sensitivity analysis

There are no effect of foreign currency on the company's statement of comprehensive income as the only transaction currency was Kenya Shilling.

c) Interest rate risk

Interest rate risk is the risk that the entity's financial condition may be adversely affected as a result of changes in interest rate levels. The company's interest rate risk arises from bank deposits. This exposes the company to cash flow interest rate risk. The interest rate risk exposure arises mainly from interest rate movements on the company's deposits.

Management of interest rate risk

To manage the interest rate risk, management has endeavoured to bank with institutions that offer favourable interest rates.

Sensitivity analysis

The entity analyses its interest rate exposure on a dynamic basis by conducting a sensitivity analysis. This involves determining the impact on profit or loss of defined rate shifts. The sensitivity analysis for interest rate risk assumes that all other variables, in particular foreign exchange rates, remain constant. The analysis has not been performed in current year or prior year.

SAMBURU WATER AND SANITATION COMPANY LIMITED

Annual Reports and Financial Statements

For the year ended June 30, 2021

NOTES TO THE FINANCIAL STATEMENTS (Continued)

45 FINANCIAL RISK MANAGEMENT (Continued)

Fair value of financial assets and liabilities

a) Financial instruments measured at fair value

Determination of fair value and fair values hierarchy

IFRS 7 specifies a hierarchy of valuation techniques based on whether the inputs to those valuation techniques are observable or unobservable. Observable inputs reflect market data obtained from independent sources; unobservable inputs reflect Samburu water and sanitation company Ltd market assumptions. These two types of inputs have created the following fair value hierarchy:

- Level 1 – Quoted prices (unadjusted) in active markets for identical assets or liabilities. This level includes listed equity securities and debt instruments on exchanges.
- Level 2 – Inputs other than quoted prices included within Level 1 that are observable for the asset or liability, either directly (that is, as prices) or indirectly (that is, derived from prices).
- Level 3 – inputs for the asset or liability that are not based on observable market data (unobservable inputs). This level includes equity investments and debt instruments with significant unobservable components. This hierarchy requires the use of observable market data when available. The *entity* considers relevant and observable market prices in its valuations where possible.

The following table shows an analysis of financial and non- financial instruments recorded at fair value by level of the fair value hierarchy:

At 30 June 2021	Level 1 Kshs	Level 2 Kshs	Level 3 Kshs	Total Kshs
Financial Assets				
Quoted equity investments	-	-	-	-
Non- financial Assets				
Investment property	-	-	-	-
Land and buildings	-	-	-	-
	=====	=====	=====	=====
At 30 June 2019				
Financial Assets				
Quoted equity investments	-	-	-	-
Non- financial Assets				
Investment property	-	-	-	-
Land and buildings	-	-	-	-
	=====	=====	=====	=====

SAMBURU WATER AND SANITATION COMPANY LIMITED

Annual Reports and Financial Statements
For the year ended June 30, 2021

NOTES TO THE FINANCIAL STATEMENTS (Continued)

45 FINANCIAL RISK MANAGEMENT (Continued)

Fair value of financial assets and liabilities (Continued)

a) Financial instruments measured at fair value (Continued)

	Level 1 Kshs	Level 2 Kshs	Level 3 Kshs	Total Kshs
At 30 June 2021				
Financial Assets				
Quoted equity investments	-	-	-	-
Non- financial Assets				
Investment property	-	-	-	-
Property, plant and equipment	-	-	-	-
	=====	=====	=====	=====
At 30 June 2020				
Financial Assets				
Quoted equity investments	-	-	-	-
Non- financial Assets				
Investment property	-	-	-	-
Land and buildings	-	-	-	-
	=====	=====	=====	=====

There were no transfers between levels 1, 2 and 3 during the year.

b) Financial instruments not measured at fair value

Disclosures of fair values of financial instruments not measured at fair value have not been made because the carrying amounts are a reasonable approximation of their fair values.

SAMBURU WATER AND SANITATION COMPANY LIMITED

Annual Reports and Financial Statements

For the year ended June 30, 2021

NOTES TO THE FINANCIAL STATEMENTS (Continued)

45 FINANCIAL RISK MANAGEMENT (Continued)

iv) Capital Risk Management

The objective of the entity's capital risk management is to safeguard the Board's ability to continue as a going concern. The entity capital structure comprises of the following funds:

	2020-2021	2019-2020
	Kshs	Kshs
Revaluation reserve	-	-
Retained earnings	(13,120,224.66)	(13,471,082.31)
Capital reserve	67,617,994.00	67,617,994.00
Total funds	54,497,769.34	54,146,911.69
Total borrowings	-	-
Less: cash and bank balances	86,728.36	1,185,980.00
Net debt/(excess cash and cash equivalents)	(86,728.36)	(1,185,980.00)
Gearing	0%	0%

46 INCORPORATION

The entity is incorporated in Kenya under the Kenyan Companies Act and is domiciled in Kenya.

47 EVENTS AFTER THE REPORTING PERIOD

There were no material adjusting and non- adjusting events after the reporting period.

48 CURRENCY

The financial statements are presented in Kenya Shillings (Kshs).

SAMBURU WATER AND SANITATION COMPANY LIMITED

**Annual Reports and Financial Statements
For the year ended June 30, 2021**

APPENDIX 1: PROGRESS ON FOLLOW UP OF AUDITOR RECOMMENDATIONS

The following is the summary of issues raised by the external auditor, and management comments that were provided to the auditor. We have nominated focal persons to resolve the various issues as shown below with the associated time frame within which we expect the issues to be resolved.

Reference No. on the external audit Report	Issue / Observations from Auditor	Management comments	Focal Point person to resolve the issue (Name and designation)	Status: (Resolved / Not Resolved)	Timeframe: (Put a date when you expect the issue to be resolved)

Guidance Notes:


- (i) Use the same reference numbers as contained in the external audit report;
- (ii) Obtain the "Issue/Observation" and "management comments", required above, from final external audit report that is signed by Management;
- (iii) Before approving the report, discuss the timeframe with the appointed Focal Point persons within your entity responsible for implementation of each issue;
- (iv) Indicate the status of "Resolved" or "Not Resolved" by the date of submitting this report to National Treasury.

Managing Director

Chairman of the Board

Date..... 30.9.2021

Date..... 30.9.2021



SAMBURU WATER AND SANITATION COMPANY LIMITED

Annual Reports and Financial Statements

For the year ended June 30, 2021

APPENDIX II: PROJECTS IMPLEMENTED BY THE ENTITY

Projects

Projects implemented by Samburu water and sanitation company Ltd Funded by development partners

Project title	Project Number	Donor	Period/duration	Donor commitment	Separate donor reporting required as per the donor agreement (Yes/No)	Conso in the financ statem (Yes/No)
1.						
2.						

Status of Projects completion

	Project	Total project Cost	Total expended to date	Completion % to date	Budget	Actual	Sources of funds
1							
2							
3							

SAMBURU WATER AND SANITATION COMPANY LIMITED

Annual Reports and Financial Statements
For the year ended June 30, 2021

APPENDIX III: INTER-ENTITY TRANSFERS

ENTITY NAME:			
Break down of Transfers from the State Department of XXX			
FY 2020/2021			
a. Recurrent Grants			
	<u>Bank Statement Date</u>	<u>Amount (KShs)</u>	<u>Indicate the FY to which the amounts relate</u>
		-	
		-	
		-	
	Total		-
b. Development Grants			
	<u>Bank Statement Date</u>	<u>Amount (KShs)</u>	<u>Indicate the FY to which the amounts relate</u>
		-	
		-	
		-	
	Total		-
c. Direct Payments			
	<u>Bank Statement Date</u>	<u>Amount (KShs)</u>	<u>Indicate the FY to which the amounts relate</u>
		-	
		-	
		-	
	Total		-
d. Donor Receipts			
	<u>Bank Statement Date</u>	<u>Amount (KShs)</u>	<u>Indicate the FY to which the amounts relate</u>
		-	
		-	
		-	
	Total		-

The above amounts have been communicated to and reconciled with the parent Ministry


Finance Manager
SASWASCO

Head of Accounting Unit
SAWASCO

Sign



Sign




APPENDIX IV: RECORDING OF TRANSFERS FROM OTHER GOVERNMENT ENTITIES

Name of the MDA/Donor Transferring the funds	Date received as per bank statement	Nature: Recurrent/Development/Donor Fund	Total Amount - KES	Where Recorded/recognized					Total Transfers during the Year	
				Statement of Financial Performance	Capital Fund	Deferred Income	Receivables	Others - must be specific		
Ministry of Planning and Devolution	-	Recurrent	-	-	-	-	-	-	-	-
Ministry of Planning and Devolution	-	Development	-	-	-	-	-	-	-	-
USAID	-	Donor Fund	-	-	-	-	-	-	-	-
Ministry of Planning and Devolution	-	Direct Payment	-	-	-	-	-	-	-	-
Total										