

REPUBLIC OF KENYA



Enhancing Accountability

REPORT

THE NATIONAL ASSEMBLY
PAPERS LAID

DATE: 04 JUN 2025

DAY.

Wednesday

PARLIAMENT
OF KENYA
LIBRARY

TABLED BY: Hon. Naomi Wago, MP
OF DEPUTY MAJORITY WHIP
THE-TABLE: Irene Nduku

THE AUDITOR-GENERAL

ON

MARANDA HIGH SCHOOL

FOR THE YEAR ENDED

30 JUNE, 2024

SIAYA COUNTY

Revised 30 June 2024.



MARANDA HIGH SCHOOL
ANNUAL REPORT AND FINANCIAL STATEMENTS
FOR THE FINANCIAL YEAR ENDED
30 JUNE 2024

Prepared in accordance with the Cash Basis of Accounting Method under the International Public Sector Accounting Standards (IPSAS)

(Leave this page blank)



Table of Contents

Page

| | |
|--|------|
| 1. Acronyms and Definition of Key Terms | iii |
| 2. Key School Information and Management..... | iv |
| 3. Summary Report of Performance of the School | viii |
| 4. Statement of School Management Responsibility..... | xii |
| 5. Report of the Independent Auditors (<i>To be attached</i>) | xiii |
| 6. Statement of Receipts and Payments for the Year Ended 30 June 2024 | 1 |
| 7. Statement of Assets and Liabilities as At 30 June 2024 | 2 |
| 8. Statement of Cash Flows for the Year Ended 30 June 2024 | 3 |
| 9. Statement Of Budgeted Versus Actual Amounts for The Year Ended 30 June 2024 | 5 |
| 10. Significant Accounting Policies..... | 11 |
| 11. Notes to the Financial Statements | 13 |
| 12. Annex I - Analysis of Pending Accounts Payable | 37 |
| 13. Annex 2 – Summary of Fixed Assets Register | 41 |
| 14. Annex 3 - Trial Balances..... | 42 |
| 15. Imprest Holders..... | 50 |

(Maranda High School)

Annual Report and Financial Statements For the year ended 30 June 2024

1. Acronyms and Definition of Key Terms

A. Acronyms.

| | |
|--------|---|
| BOM | Board of Management |
| CEB | County Education Board |
| IPSAS | International Public Sector Accounting Standards |
| KCSE | Kenya Certificate of Secondary Education |
| PFM | Public Finance Management |
| PSASB | Public Sector Accounting Standards Board |
| FY | Financial Year |
| FDSE | Free Day Secondary Education |
| TSC | Teachers Service Commission |
| SMASSE | Strengthening of Mathematics and Science in Secondary Education |

B. Definition of Key Terms

Comparative Year- Means the prior period.

(This list is an indication of the common acronyms and abbreviations; the Entity should include all from the annual report and financial statements prepared)

2. Key School Information and Management

(a) Background information

The school is domiciled in Kenya and its operations are governed under the Basic Education Act, 2013. It is in Siaya County, Bondo Sub-County.

The school was re-registered in **30 June 2022** under registration number **41S3001517** and is currently categorized as a *National* public school established, owned or operated by the Government.

The school is a boarding school and had **2599** students as at *30 June 2024*. It has **11** streams and **95** teachers of which **28** teachers are employed by the School Board of Management.

(b) School Board of Management - Board Members

The School Board of Management established under Section 55 of the Basic Education Act, 2013; is composed of the following members:

| Ref: | Name of Board Member | Designation | Date of appointment |
|------|---|-----------------------|---------------------|
| 1 | Dr. John Ong'ech | Chairman | 29 October,2021 |
| 2 | Dr. Edwin Namachanja | Secretary - Principal | 29 October,2021 |
| 3 | Mr. Simiyu Makokha | Member | 29 October,2021 |
| 4 | Ms. Regina Opondo | Member | 29 October,2021 |
| 5 | Prof. Ken Ogolla | Member | 29 October, 2021 |
| 6 | Rev. Paul Gwela | Member | 29 October,2021 |
| 7 | Dr. Silpah Owich | Member | 29 October,2021 |
| 8 | Mrs. Pamela Oluoch | Member | 29 October,2021 |
| 9 | Mr. Enos Oyaya | Member – Rep CEB | 29 October,2021 |
| 9 | Mr. Simon Lubisia | Member Rep Teachers | 29 October,2021 |
| 11 | Dr. John Onge'ch Ogola Dr. Zablon Okola Mrs. Angeline Hongo | 3 Members - Sponsor | 29 October,2021 |
| 12 | Mrs. Anastacia Olang'o | Member - Community | 29 October,2021 |
| 13 | Mr. Nicodemus Odongo | Member Special Needs | 29 October,2021 |
| 14 | Overall School Captain | Rep Students | 29 October,2021 |

The functions of the School Board of Management are to:

- Promote the best interests of the School and ensure its development.
- Promote quality education for all pupils in accordance with the standards set under the Basic Education Act, of 2013.
- Ensure and assure the provision of proper and adequate facilities for the School.
- Manage the School's affairs in accordance with the rules and regulations governing occupational safety and health.
- Advise the County Education Board on the staffing needs of the School.
- Determine cases of pupils' discipline and make reports to the CEB.
- Prepare comprehensive termly report on all areas of its mandate and submit the report to CEB.
- Administer and manage the resources of the School.
- Receive, collect and account for any funds accruing to the institution in accordance with Article 226 (1) (a) of the Constitution of Kenya, Section 81 of the Public Finance Management Act, 2012 and the Fourth Schedule para 21 and 23 of the Basic Education Act, 2013.

(c) Committees of the Board

| Ref: | Name of Committee | Names of Members | Designation | Number of meetings attended during the year |
|------|---|---|---|---|
| 1 | Executive Committee | Dr. John Ongech Mrs. Pamela Oluoch Dr. Edwin Namachanja Eng. Elisha Aduke Rev. Paul Gwela | Chairman Deputy Chairperson Secretary P.A. Chair Member | 3/3 3/3 3/3 3/3 3/3 |
| 2 | Audit Committee | Mr. Nicodemus Odongo Dr. Edwin Namachanja Canon Angeline Hongo Mr. Robin Kiraithe Eng. Elisha Aduke Mrs. Pamela Oluoch | Chairman Secretary | 1/1 1/1 1/1 1/1 1/1 1/1 |
| 3 | Finance, procurement and general purposes Committee | Dr. Silpah Owich Dr. Edwin Namachanja Ms. Janet Owiti Dr. Zablon Ogutu Mr. Simon Lubisia Dr. Ken Ogolla | Chairperson Secretary | 2/2 2/2 2/2 2/2 2/2 2/2 |

(Maranda High School)

Annual Report and Financial Statements For the year ended 30 June 2024

| | | | | |
|---|--|--|-----------------------|--|
| 4 | Academic Committee | Mr. Enos Oyaya Dr. Edwin Namachanja Rev. Paul Gwela Mr. Amos Makokha Ms. Regina Opondo Ms. Anastacia Olango | Chairman Secretary | 3/3 3/3 3/3 3/3 3/3 3/3 |
| 5 | Development Committee | Dr. Ken Ogolla Dr. Edwin Namachanja Dr. John Ong'ech Eng. Elisha Aduke Ms. Pamela Oluoch Canon Angeline Hongo | Chairman Secretary | 5/5 5/5 5/5 5/5 5/5 5/5 |
| 6 | Discipline and welfare Committee | Mr. Enos Oyaya Dr. Edwin Namachanja Rev. Paul Gwela Mr. Amos Makokha Ms. Regina Opondo Ms. Anastacia Olango | Chairman Secretary | 3/3 3/3 3/3 3/3 3/3 3/3 |
| 7 | Adhoc Committee (if any during the year) | | | None |

(d) School operation Management

For the financial year ended 30th June, 2024 the School's day-to-day management was under the following persons:

| Ref: | Designation | Name | Identification |
|-------------|--------------------|---------------------|-----------------------|
| 1 | Principal | Dr Edwin Namachanja | TSC No. 372218 |
| 2 | Deputy Principal | Mr Kevin Omollo | TSC No. 449294 |
| 3 | School Bursar | Mr Samwel Ouko | ID No. 26436203 |
| 4 | Other (specify) | | |

(e) Schools contacts

Post Office Box: 120-40601
Telephone: 0722232554
E-mail: marandahs@yahoo.com
Website: www.marandahighschool.sc.ke
Facebook:
Twitter:

(f) School Bankers

Provide details of the school bankers.

Name of Bank: Kenya Commercial Bank
Branch: Bondo
Postal Address: P.O. Box 598-40601, Bondo

1. Name of Bank: ABSA
Branch: Kisumu
Postal Address: P.O. Box 831-40100, Kisumu

Name of Bank: Equity
Branch: Bondo
Postal Address: P.O. Box 261-40601, Bondo

Name of Bank: Co-operative Bank of Kenya
Branch: Bondo
Postal Address: P.O. Box 380-40601, Bondo


(g) Independent Auditors

Office of the Auditor General
Anniversary Towers, University Way
P.O. Box 30084
GPO 00100
Nairobi, Kenya

3. Summary Report of Performance of the School

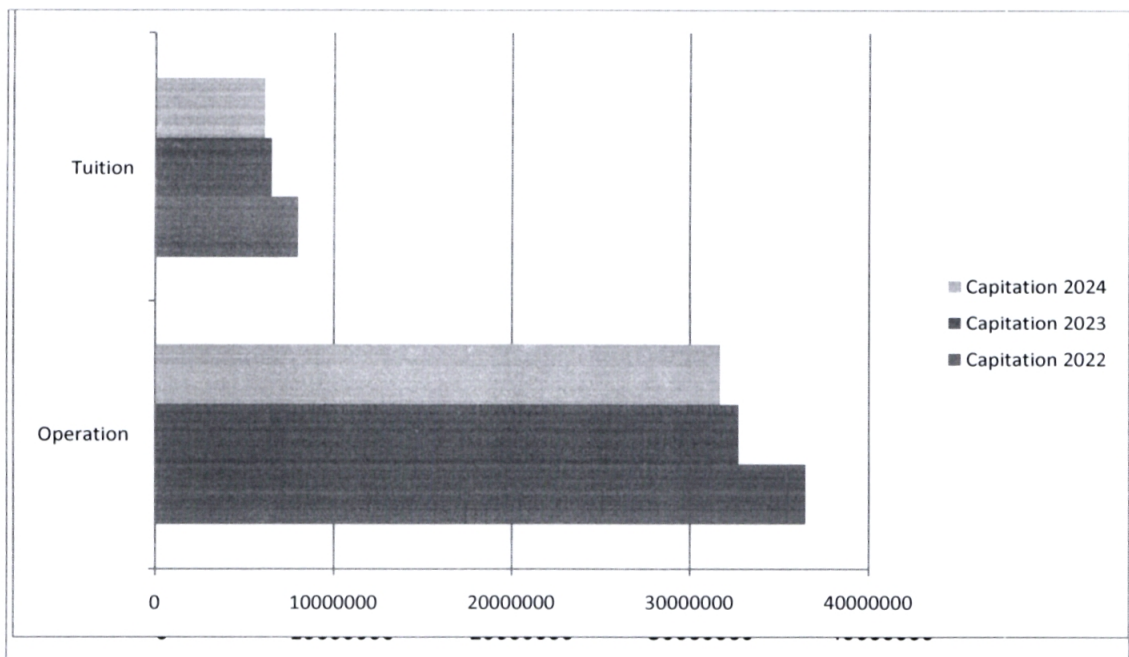
The following is a summary report of the performance of the school against the set performance evaluation criteria:



a) Financial performance:



Surplus/ deficit for the year and a comparison of the same for the last three years

- Capitation grants from the Ministry of Education for the last three years





b) Teacher Student ratio:

- i) Teacher to student ratio: 1:38
- ii) No. of teachers recruited and posted within the year: 3
- iii) No. of teachers transferred within the year: 9
- iv) No. of teachers employed by T.S.C.: 67
- v) No. of teachers employed by B.O.M.: 28

c) The mean score in the 2024 KCSE:

2021: 9.1481
2022: 9.5521
2023: 9.5793

ii) No. of students transitioned to higher learning

2021: 560
2022: 567
2023: 547

d) Number of Candidates in the 2024 KCSE:

| Year | No. of Candidates |
|------|-------------------|
| 2021 | 621 |
| 2022 | 605 |
| 2023 | 580 |

e) The capacity of the school:

School population: 2599 students
No. of Laboratories: 8
No. of Dining Hall: 2 @ 500 capacity
No. of Dormitories: 17
No. of Toilets: 203
No. of Classrooms: 47
No. of Library: 1
No. of Staff Houses: 65
Other amenities: Water Borehole
2 Buses
2 Vans

(Maranda High School)

Annual Report and Financial Statements For the year ended 30 June 2024

f) Development projects carried out by the school:

| Projects | Source of funds | Status | Initial Cost (Kshs) | Amount Spent (Kshs) | Expected completion time |
|---|------------------------|---------------|----------------------------|----------------------------|---------------------------------|
| Construction of Multi-Purpose Hall | Parents | Ongoing | 158,774,114 | - | January, 2025 |
| Construction of 32-door students washroom | Infrastructure Grants | Completed | 3,550,000 | 1,650,000 | Completed |

School Principal

**CHIEF PRINCIPAL
MARANDA HIGH SCHOOL**

4. Statement of School Management Responsibility

Section 81 (1) of the Public Finance Management Act, 2012 requires that, at the end of each financial year, each National Government School shall prepare financial statements in respect of that school. Section 81 (3) requires the financial statements so prepared to be in a form that complies with relevant accounting standards as prescribed by the Public Sector Accounting Standards Board (PSASB) of Kenya from time to time.

Schedule 4 (Section 23) of the Education Act, 2013 requires the Board of Management of a public institution of basic education to keep all proper books and records of accounts of the income, expenditure, and assets of the institution.

The Board of Management of *Maranda High School* accepts responsibility for the school's financial statements, which have been prepared on the Cash Basis Method of Financial Reporting, using appropriate accounting policies in accordance with International Public Sector Accounting Standards (IPSAS).

The Board of Management is of the opinion that the school's financial statements give a true and fair view of the state of the school's transactions during the financial year ended 30th June, 2024, and of the school's financial position as at that date.



.....
Name: Dr. John Ong'ech

Designation: Chairman, School Board of Management

Date:



**CHIEF PRINCIPAL
MARANDA HIGH SCHOOL**

.....
Name: Dr. Edwin Namachanja

Designation: School Principal & Secretary to Board of Management

Date: 13/05/2025



.....
Name: Samwel Ouko

Designation: Bursar/ Finance Officer

Date: 13/05/2025

REPUBLIC OF KENYA

Telephone: +254-(20) 3214000
Email: info@oagkenya.go.ke
Website: www.oagkenya.go.ke



HEADQUARTERS
Anniversary Towers
Monrovia Street
P.O Box 30084-00100
NAIROBI

Enhancing Accountability

REPORT OF THE AUDITOR-GENERAL ON MARANDA HIGH SCHOOL FOR THE YEAR ENDED 30 JUNE, 2024 - SIAYA COUNTY

PREAMBLE

I draw your attention to the contents of my report which is in three parts:

- A. Report on Financial Statements that considers whether the financial statements are fairly presented in accordance with the applicable financial reporting framework, accounting standards and the relevant laws and regulations that have a direct effect on the financial statements;
- B. Report on Lawfulness and Effectiveness in the Use of Public Resources which considers compliance with applicable laws, regulations, policies, gazette notices, circulars, guidelines and manuals and whether public resources are applied in a prudent, efficient, economic, transparent and accountable manner to ensure the Government achieves value for money and that such funds are applied for the intended purpose; and,
- C. Report on Effectiveness of Internal Controls, Risk Management and Governance which considers how the entity has instituted checks and balances to guide internal operations. This responds to the effectiveness of the governance structure, risk management environment and internal controls, developed and implemented by those charged with governance for orderly, efficient and effective operations of the entity.

A Qualified Opinion is issued when the Auditor-General concludes that, except for material misstatements noted, the financial statements are fairly presented in accordance with the applicable financial reporting framework. The Report on Financial Statements should be read together with the Report on Lawfulness and Effectiveness in the Use of Public Resources, and the Report on Effectiveness of Internal Controls, Risk Management and Governance.

The three parts of the report are aimed at addressing the statutory roles and responsibilities of the Auditor-General as provided by Article 229 of the Constitution, the Public Finance Management Act, 2012, and the Public Audit Act, 2015. The three parts of the report when read together constitute the report of the Auditor-General.

REPORT ON THE FINANCIAL STATEMENTS

Qualified Opinion

I have audited the accompanying financial statements of Maranda High School - Siaya County set out on pages 1 to 36, which comprise of the statement of assets and liabilities

Report of the Auditor-General on Maranda High School for the year ended 30 June, 2024 – Siaya County

as at 30 June, 2024 and the statement of receipts and payments, statement of cash flows and statement of budgeted versus actual amounts for the year then ended and a summary of significant accounting policies and other explanatory information in accordance with the provisions of Article 229 of the Constitution of Kenya and Section 35 of the Public Audit Act, 2015. I have obtained all the information and explanations which to the best of my knowledge and belief, were necessary for the purpose of the audit.

In my opinion, except for the effects of the matter described in the Basis for Qualified Opinion section of my report, the financial statements present fairly, in all material respects, the financial position of Maranda High School as at 30 June, 2024 and of its financial performance and its cash flows for the year then ended, in accordance with International Public Sector Accounting Standards (Cash Basis) and comply with the Basic Education Act, 2013 and the Public Finance Management Act, 2012.

Basis for Qualified Opinion

Inaccuracies in the Cash and Cash Equivalents Balance

The statement of assets and liabilities reflects cash and cash equivalents balance of Kshs.84,484,226 as disclosed in Note 10 to the financial statements. The following anomalies were noted;

- i. The operations bank account reflects a balance of Kshs.9,190,807. However, the cashbook while bank reconciliation statement as at 30 June, 2024 reflects a balance of Kshs.9,165,962, resulting to an unexplained variance of Kshs.24,845;
- ii. Further, M-pesa paybill account balance of Kshs.2,974,621 varies with the statement balance of Kshs.2,180,015 by an unexplained variance of Kshs.794,606;
- iii. In addition, Management did not maintain separate cashbooks for five (5) accounts held by the School, but rather merged into one cashbook. The monthly bank reconciliation statements for the accounts were also not prepared as detailed below;

| Account Name | Amount (Kshs) |
|------------------------------|--------------------------|
| School fund account/Boarding | 21,520,126 |
| School fund account/Boarding | 640,811 |
| School fund account/Boarding | 1,795,584 |
| School fund account/Boarding | 291,566 |
| Savings Account | 671,058 |

In the circumstances, the accuracy, completeness, presentation and disclosure of the cash and cash equivalents balance of Kshs.84,484,226 could not be confirmed.

The audit was conducted in accordance with International Standards for Supreme Audit Institutions (ISSAIs). I am independent of the Maranda High School Management in accordance with ISSAI 130 on the Code of Ethics. I have fulfilled other ethical responsibilities in accordance with the ISSAI and in accordance with other ethical requirements applicable to performing audits of financial statements in Kenya. I believe that the audit evidence I have obtained is sufficient and appropriate to provide a basis for my qualified opinion.

Emphasis of Matter

Budgetary Control and Performance

The statement of budgeted versus actual amounts reflects final receipts budget and actual on a comparable basis of Kshs.279,661,662 and Kshs.237,254,772 respectively, resulting in an underfunding of Kshs.42,406,890 or 15% of the budget.

The under-funding affected the planned activities and may have impacted negatively on service delivery to the public.

My opinion is not modified in respect of this matter.

Key Audit Matters

Key audit matters are those matters that, in my professional judgement, are of most significance in the audit of the financial statements. Except for the matters described in the Basis for Qualified Opinion, I have determined that there are no other key audit matters to communicate in my report.

I have fulfilled the responsibilities described in the Auditor's Responsibilities for the Audit section of the report, including in relation to these matters. Accordingly, the audit included the performance of procedures designed to respond to the assessment of the risks of material misstatement of the financial statements. The results of the audit procedures, including the procedures performed to address the matters above, provide the basis for my audit opinion on the accompanying financial statements.

Other Matter

Unresolved Prior Year Matters

In the audit report of the previous year, several issues were raised under the Report on Financial Statements, Report on Lawfulness and Effectiveness in Use of Public Resources and Report on Effectiveness of Internal Controls, Risk Management and Governance. However, Management had not resolved the issues or given any explanation for failure to implement the recommendations as at 30 June, 2024.

Other Information

Non-financial Information

The Management is responsible for the other information set out on pages iv to xii which comprise of Key School Information and Management, The School Board of Management, Management Team, Summary report of Performance of the School and Statement of School Management responsibility. The other Information does not include the financial statements and my audit report thereon.

In connection with my audit on the School's financial statements, my responsibility is to read the Other Information and in doing so, consider whether the Other Information is materially inconsistent with the financial statements or my knowledge obtained in the audit or otherwise appears to be materially misstated. If, based on the work I have performed, I conclude that there is a material misstatement of this Other Information and I am required to report that fact. Based on the audit procedures performed and the matters described in my Basis for Qualified Opinion, I confirm that Other Information is not materially inconsistent with the financial statements.

My opinion on the financial statements does not cover the Other Information and accordingly, I do not express an audit opinion or any form of assurance conclusion thereon.

REPORT ON LAWFULNESS AND EFFECTIVENESS IN THE USE OF PUBLIC RESOURCES

Conclusion

As required by Article 229(6) of the Constitution, based on the audit procedures performed, except for the effect of the matters described in the Basis for Conclusion on Lawfulness and Effectiveness in the Use of Public Resources section of my report, I confirm that nothing else has come to my attention to cause me to believe that public resources have not been applied lawfully and in an effective way.

Basis for Conclusion

1. Non-Compliance with the Public Sector Accounting Standards Board Reporting Requirements

Review of the annual report and financial statements revealed the following presentation and disclosure errors and misstatements;

- i. The statement of budgeted versus actual amounts does not reflect the total amounts for the original budget and adjustments on page 10.

- ii. Progress on follow up of auditor recommendations Note 21 to the financial statements shows resolved issues whereas the School has not appeared before the respective Parliament and Oversight Committee for the previous years' audits.

In the circumstances, Management was in breach of the Public Sector Accounting Standards Board guidelines.

2. Long Outstanding Receivables

The statement of assets and liabilities reflects accounts receivables balance of Kshs.143,760,262 as disclosed in Note 13 to the financial statements which included fees arrears totalling Kshs.106,891,475 that have remained outstanding for more than two (2) years. However, there was no policy on the impairment of the long outstanding fees arrears, casting doubt on the fair statement of the accounts receivables balance.

In the circumstances, the accuracy and recoverability of the fees arrears of Kshs.106,891,475 is in doubt and may impact negatively on the School's cash flows management.

The audit was conducted in accordance with ISSAIs 3000 and 4000. The standards require that I comply with ethical requirements and plan and perform the audit to obtain assurance about whether the activities, financial transactions and information reflected in the financial statements comply in all material respects, with the authorities that govern them. I believe that the audit evidence I have obtained is sufficient and appropriate to provide a basis for my conclusion.

REPORT ON EFFECTIVENESS OF INTERNAL CONTROLS, RISK MANAGEMENT AND GOVERNANCE

Conclusion

As required by Section 7(1)(a) of the Public Audit Act, 2015, based on the audit procedures performed, I confirm that, nothing has come to my attention to cause me to believe that internal controls, risk management and governance were not effective.

Basis for Conclusion

The audit was conducted in accordance with ISSAIs 2315 and 2330. The standards require that I plan and perform the audit to obtain assurance about whether effective processes and systems of internal controls, risk Management and overall governance were operating effectively in all material respects. I believe that the audit evidence I have obtained is sufficient and appropriate to provide a basis for my conclusion.

Responsibilities of Management and Board of Management

Management is responsible for the preparation and fair presentation of these financial statements in accordance with International Public Sector Accounting Standards (Cash Basis and for maintaining effective internal controls as Management determines is

necessary to enable the preparation of financial statements that are free from material misstatement, whether due to fraud or error and for its assessment of the effectiveness of internal controls, risk management and governance.

In preparing the financial statements, Management is responsible for assessing the School's ability to continue as a going concern, disclosing, as applicable, matters related to going concern and using the going concern basis of accounting unless Management is aware of the intention to cease operations.

Management is also responsible for the submission of the financial statements to the Auditor-General in accordance with the provisions of Section 47 of the Public Audit Act, 2015.

In addition to the responsibility for the preparation and presentation of the financial statements described above, Management is also responsible for ensuring that the activities, financial transactions and information reflected in the financial statements comply with the authorities which govern them and that public resources are applied in an effective way.

The Board of Management is responsible for overseeing the School's financial reporting process, reviewing the effectiveness of how Management monitors compliance with relevant legislative and regulatory requirements, ensuring that effective processes and systems are in place to address key roles and responsibilities in relation to governance and risk management, and ensuring the adequacy and effectiveness of the control environment.

Auditor-General's Responsibilities for the Audit


My responsibility is to conduct an audit of the financial statements in accordance with Article 229(4) of the Constitution, Section 35 of the Public Audit Act, 2015 and the International Standards for Supreme Audit Institutions (ISSAIs). The standards require that, in conducting the audit, I obtain reasonable assurance about whether the financial statements as a whole are free from material misstatements, whether due to fraud or error and to issue an auditor's report that includes my opinion in accordance with Section 48 of the Public Audit Act, 2015. Reasonable assurance is a high level of assurance but is not a guarantee that an audit conducted in accordance with IFPP will always detect a material misstatement when it exists. Misstatements can arise from fraud or error and are considered material if, individually or in the aggregate, they could reasonably be expected to influence the economic decisions of users taken on the basis of these financial statements.

In conducting the audit, Article 229(6) of the Constitution also requires that I express a conclusion on whether or not in all material respects, the activities, financial transactions and information reflected in the financial statements are in compliance with the authorities that govern them and that public resources are applied in an effective way. In addition, I

consider the entity's control environment in order to give an assurance on the effectiveness of internal controls, risk management and governance processes and systems in accordance with the provisions of Section 7(1)(a) of the Public Audit Act, 2015.

Further, I am required to submit the audit report in accordance with Article 229(7) of the Constitution.

Detailed description of my responsibilities for the audit is located at the Office of the Auditor-General's website at: <https://www.oagkenya.go.ke/auditor-generals-responsibilities-for-audit/>. This description forms part of my auditor's report.


FCPA Nancy Gathungu, CBS
AUDITOR-GENERAL

Nairobi

16 May, 2025

(Maranda High School)

Annual Report and Financial Statements For the year ended 30 June 2024

6. Statement of Receipts and Payments for the Year Ended 30 June 2024

| Description Of Vote Head | Note | 2023-2024 | 2022-2023 |
|--|------|--------------------|--------------------|
| | | Kshs | Kshs |
| Receipts | | | |
| Government grants for tuition | 1 | 6,037,007 | 6,466,736 |
| Government grants for operations | 2 | 25,771,624 | 32,704,674 |
| Government Grants for infrastructure | 3 | 5,900,800 | - |
| School fund income- parents' contributions | 4 | 198,132,168 | 61,580,865 |
| Miscellaneous incomes | 5 | 1,413,173 | 203,855,494 |
| Total Receipts | | 237,254,772 | 304,607,769 |
| | | | |
| Payments | | | |
| Tuition | 6 | 8,620,905 | 6,259,978 |
| Operations | 7 | 22,186,422 | 26,462,752 |
| Infrastructure | 8 | 220,875 | - |
| Boarding and school fund | 9 | 213,441,698 | 163,619,604 |
| Total Payments | | 244,469,900 | 196,342,334 |
| | | | |
| Surplus/Deficit | | (7,215,128) | 108,265,436 |
| | | | |


The school financial statements were approved on 19th September, 2024 and signed by:


.....

Name: Dr. John Ong'ech


Chair BOM

Date:


.....

Name: Dr. Edwin Namachanja
School Principal/ Secretary to
BOM

Date: 13/05/2025
CHIEF PRINCIPAL
MARANDA HIGH SCHOOL


.....

Name: Samwel Ouko

Bursar/ Finance Officer

Date: 13/05/2025

(Maranda High School)

Annual Report and Financial Statements For the year ended 30 June 2024

7. Statement of Assets and Liabilities as At 30 June 2024

| Description | Note | 2023-2024 | 2022-2023 |
|--|------|----------------------|--------------------|
| | | Kshs | Kshs |
| Financial Assets | | | |
| Cash and cash equivalents | | | |
| Bank balances | 10 | 84,484,226 | 107,994,286 |
| Cash balances | 11 | - | - |
| Short term investments | 12 | - | - |
| Total cash and cash equivalent | | 84,484,226 | 107,994,286 |
| Account's receivables | 13 | 143,760,262 | 139,595,796 |
| Total financial assets (a) | | 228,244,488 | 247,590,081 |
| Financial liabilities | | | |
| Accounts payables | 14 | 95,473,900 | 107,604,277 |
| Total Financial Liabilities (b) | | 95,473,809.93 | 107,604,277 |
| Net financial assets (a-b) | | 132,770,588 | 139,985,805 |
| Represented by | | | |
| Accumulated fund b/fwd | 15 | 139,985,805 | 31,701,343 |
| Surplus/deficit for the year | | (7,215,128) | 108,284,461 |
| Net Assets | | 132,770,677 | 139,985,804 |

The school's financial statements were approved on 19th September, 2024 and signed by:



Name: Dr. John Ong'ech

Chair BOM

Date: 13/5/2025



Name: Dr. Edwin Namachanja
School Principal/ Secretary to
BOM

Date: 13/5/2025

**CHIEF PRINCIPAL
MARANDA HIGH SCHOOL**



Name: Samwel Ouko

Bursar/ Finance Officer

Date: 13/05/2025

8. Statement of Cash Flows for the Year Ended 30 June 2024

| Description | Note | 2023-2024 | 2022-2023 |
|--|------|----------------------|--------------------|
| | | Kshs | Kshs |
| Cash from Operating Activities | | | |
| Receipts | | | |
| Government grants for tuition | 1 | 6,037,007 | 6,466,736 |
| Government grants for operations | 2 | 25,771,624 | 32,704,674 |
| Government grants for infrastructure | 3 | 5,900,800 | - |
| School fund income- parents contributions/ fees (Restated) | 16 | 199,673,668 | 40,657,437 |
| Other income | 16 | 947,073 | 203,872,726 |
| Total receipts | | 238,330,172 | 283,701,573 |
| Payments | | | |
| Cash outflows for tuition | 16 | 12,650,677 | 6,259,978 |
| Cash outflows for operations | 16 | 22,179,974 | 26,462,752 |
| Cash outflows Boarding/lunch and school fund payments (restated) | 16 | 159,228,470 | 174,298,470 |
| Total payments | | (194,059,121) | 207,021,200 |
| Net cash inflow/outflow from operating activities | | 44,271,051 | 76,680,373 |
| Cash flow from investing activities | | | - |
| Acquisition of assets (Multi-Purpose Hall, Ogango Dorm and CBC Phase II) | | (49,017,064) | - |
| Proceeds from sale of Assets | | - | - |
| Purchase of investments | | (-) | - |
| Net cash inflow/outflows from investing activities | | (49,017,064) | - |
| Cash flow from Financing activities | | | |
| Proceeds from borrowings/ loans | 18 | - | - |
| Loan Repayment Interest paid | | (9,173,556) | |
| Repayment of principal borrowings (Restated) | | (9,590,492) | (1,560,005) |
| Net cash inflow/outflow from financing activities | | (18,764,048) | - |
| Net increase/decrease in cash and cash equivalents | | (23,510,064) | 75,120,369 |
| Cash and cash equivalent at beginning of the 2022-2023 | | 107,994,286 | 32,873,918 |
| Cash and cash equivalent at end of the 2023-2024 | | 84,484,225 | 107,994,286 |

The school's financial statements were approved on 19th September, 2024 and signed by:

(Maranda High School)

Annual Report and Financial Statements For the year ended 30 June 2024

..... 

Name: Dr. John Ong'ech

Chair BOM

Date:

..... 

Name: Dr. Edwin Namachanja
School Principal/ Secretary to BOM

Date: 13/05/2025

CHIEF PRINCIPAL
MARANDA HIGH SCHOOL

..... 

Name: Samwel Ouko

Bursar/ Finance Officer

Date: 13/05/2025

9. Statement Of Budgeted Versus Actual Amounts for The Year Ended 30 June 2024

| Receipt/Expenses Item | Original Budget | Adjustments | Final Budget | Actual On Comparable Basis | % Of Utilization |
|---|-----------------|-------------|--------------|----------------------------|------------------|
| | a | b | c=a+b | d | e=d/c % |
| | Kshs | Kshs | Kshs | Kshs | Kshs |
| Receipts | | | | | |
| | | | | | |
| (1) Capitation Grant on Tuition | | | | | |
| Reference Materials | - | - | - | - | - |
| Exercise Books | - | - | - | - | - |
| Laboratory Equipment | - | - | - | - | - |
| Internal Exams | - | - | - | - | - |
| Teaching / Learning Materials | 12,680,640 | - | 12,680,640 | 6,037,007 | 48% |
| Exams And Assessment | - | - | - | - | - |
| | | | | | |
| (2) Capitation Grant on Operations | | | | | |
| Other Voteheads | 28,764,000 | - | 28,764,000 | 15,808,854.91 | 55% |
| Personnel Emoluments | - | - | - | 13,760 | - |
| Repairs And Maintenance | 15,300,000 | - | 15,300,000 | 9,546,990 | 62% |
| Local Transport / Travelling | - | - | - | - | - |
| Electricity And Water | - | - | - | - | - |
| Medical Insurance | 6,120,000 | - | 6,120,000 | 1,986,075 | 32% |
| Administration Costs | - | - | - | - | - |
| Activity | 4,590,000 | - | 4,590,000 | 1,952,173.89 | 42% |
| CBC Phase II | - | 2,364,660 | 2,364,660 | 2,364,660 | 100% |

| Receipt/Expenses Item | Original Budget | Adjustments | Final Budget | Actual On Comparable Basis | % Of Utilization |
|--------------------------------------|-----------------|-------------|--------------|----------------------------|------------------|
| | a | b | c=a+b | d | e=d/c % |
| | Kshs | Kshs | Kshs | Kshs | Kshs |
| | - | - | - | - | - |
| 3) FDSE for infrastructure | | | | | |
| Maintenance & Improvement MoE | - | - | - | - | - |
| M&I parents' contribution | - | - | - | - | - |
| Economic Stimulus Programs | - | - | - | - | - |
| Transition Infrastructure Grants | - | - | - | - | - |
| Administration Block | - | - | - | - | - |
| (4) Fees Charged on Parents | | | | | |
| Personnel Emoluments | 27,137,916 | - | 27,137,916 | 24,282,817 | 89% |
| M.I.F | 6,120,000 | - | 6,120,000 | 5,206,275 | 85% |
| Local Transport / Travelling | 6,445,278 | - | 6,445,278 | 5,889,483 | 91% |
| Electricity And Water | 12,623,418 | - | 12,623,418 | 11,070,664 | 88% |
| Medical/Insurance | - | - | - | 660.40 | - |
| Administration Costs | 10,008,648 | - | 10,008,648 | 8,539,682 | 85% |
| Activity | 2,441,880 | - | 2,441,880 | 2,216,877 | 91% |
| Harambee Funds | 26,150,000 | - | 26,150,000 | 26,963,908 | 103% |
| Admin SWF | 41,840,000 | - | 41,840,000 | 28,459,997 | 68% |
| Fee On Boarding Equipment and Stores | 99,098,100 | - | 99,098,100 | 85,501,805 | 86% |
| 5) Miscellaneous Income | | | | | |
| Gepgraphy Trip | - | 94,000 | 94,000 | 94,000 | 100% |
| Rent income | - | 489,700 | 489,700 | 489,700 | 100% |
| History Trip | - | 21,000 | 21,000 | 21,000 | 100% |

| Receipt/Expenses Item | Original Budget | Adjustments | Final Budget | Actual On Comparable Basis | % Of Utilization |
|--------------------------------------|-----------------|-------------|--------------------|----------------------------|------------------|
| | a | b | c=a+b | d | e=d/c % |
| | Kshs | Kshs | Kshs | Kshs | Kshs |
| Textbook Replacement | | 139,150 | 139,150 | 139,150 | 100% |
| Uniform Funds | | 323,300 | 323,300 | 323,300 | 100% |
| Tender Evaluation | - | 220,000 | 220,000 | 220,000 | 100% |
| Fee Refunds | - | 126,023 | 126,023 | 126,023 | 100% |
| Income From Bus Hire | - | - | - | - | - |
| Fee For Hire of Ground and Equipment | - | - | - | - | - |
| Interest Income | - | - | - | - | - |
| Income From Any Other Investment | - | - | - | - | - |
| Total Income | | | 279,661,662 | 237,254,772 | |
| (6) Expenditure For Tuition | | | | | |
| Textbooks | - | - | - | - | - |
| Reference Materials | - | - | - | - | - |
| Exercise Books | - | - | - | - | - |
| Laboratory Equipment | - | - | - | 2,124,654 | - |
| Internal Exams | - | - | - | - | - |
| Teaching / Learning Materials | 12,680,640 | - | 12,680,640 | 6,489,277 | 67% |
| Chalks | - | - | - | - | - |
| Exams And Assessment | - | - | - | - | - |
| Teachers Guides | - | - | - | - | - |
| Administration Costs | - | - | - | - | - |
| Bank Charges | - | - | - | 6,974 | - |
| | | | | | |

| Receipt/Expenses Item | Original Budget | Adjustments | Final Budget | Actual On Comparable Basis | % Of Utilization |
|---|-----------------|-------------|--------------|----------------------------|------------------|
| | a | b | c=a+b | d | e=d/c % |
| | Kshs | Kshs | Kshs | Kshs | Kshs |
| (7) Expenditure For Operations | | | | | |
| Personnel Emoluments | 18,360,000 | - | 18,360,000 | 18,190,476 | 99% |
| Repairs, Maintenance & Improvements | 15,300,000 | - | 15,300,000 | - | - |
| Local Transport / Travelling | 3,672,000 | - | 3,672,000 | 240,000 | 7% |
| Electricity, Water and Conservancy | 3,672,000 | - | 3,762,000 | 421,120 | 11% |
| Medical Insurance | 6,120,000 | - | 6,120,000 | 355,599 | 6% |
| Administration Costs | 3,060,000 | - | 3,060,000 | 661,860 | 22% |
| Activity Expenses | 4,590,000 | - | 4,590,000 | - | - |
| Withholding Tax | - | 70,940 | 70,940 | 70,940 | 100% |
| SMASSE | - | - | - | - | - |
| CBC Phase II | | 2,246,427 | 2,246,427 | 2,246,427 | 100% |
| | | | | | |
| (8) Expenditure For infrastructure | | | | | |
| Construction of classrooms | - | - | - | - | - |
| Construction of LAB | - | - | - | - | - |
| Construction of DORMS | - | - | - | - | - |
| Purchase of furniture | - | - | - | - | - |
| Purchase of equipment | - | - | - | - | - |
| Purchase of machinery | - | - | - | - | - |
| | | | | | |
| (9) Expenditure For school fund/lunch/boarding | | | | | |

| Receipt/Expenses Item | Original Budget | Adjustments | Final Budget | Actual On Comparable Basis | % Of Utilization |
|--|-----------------|-------------|--------------|----------------------------|------------------|
| | a | b | c=a+b | d | e=d/c % |
| | Kshs | Kshs | Kshs | Kshs | Kshs |
| Personal Emoluments | 27,137,916 | - | 27,137,916 | 11,759,717 | 43% |
| Repairs, Maintenance and Improvements | 6,120,000 | - | 6,120,000 | - | - |
| Local Transport / Travelling | 6,445,278 | - | 6,445,278 | 9,805,630 | 152% |
| Electricity, Water and Conservancy | 12,623,418 | - | 12,623,418 | 15,902,919 | 130% |
| Medical Expenses | - | - | - | 694,354.62 | - |
| Administration Costs | 10,008,648 | - | 10,008,648 | 11,097,764 | 111% |
| Activity | 2,441,880 | - | 2,441,880 | 3,165,250 | 130% |
| Gratuity | - | - | - | - | - |
| Lunch Programme | - | - | - | - | - |
| Boarding Equipment and Stores | 99,840,000 | - | 99,840,000 | 68,049,651 | 68% |
| Expenditure For Income Generating Activity | - | - | - | - | - |
| Insurance Costs | 4,757,620 | - | 4,757,620 | 220,322 | 5% |
| Excess Fee | - | - | - | 437,392 | - |
| Admin SWF | 48,960,000 | - | 48,960,000 | - | - |
| Tender Application | - | 106,000 | 106,000 | 106,000 | 100% |
| Bank Charges | - | - | - | - | - |
| Uniform Funds | - | 596,300 | 596,300 | 596,300 | 100% |
| School Farm | - | 1,078,600 | 1,078,600 | 1,078,600 | 100% |
| Burnt Dorm | - | 12,294,895 | 12,294,895 | 12,294,895 | 100% |
| Geography Trip | - | 18,000 | 18,000 | 18,000 | 100% |
| Loan Interest Repayment | - | 9,173,555 | 9,173,555 | 9,173,555 | 100% |
| History Trip | - | 12,000 | 12,000 | 12,000 | 100% |

(Maranda High School)

Annual Report and Financial Statements For the year ended 30 June 2024

| Receipt/Expenses Item | Original Budget | Adjustments | Final Budget | Actual On Comparable Basis | % Of Utilization |
|--------------------------|-----------------|-------------|--------------------|----------------------------|------------------|
| | a | b | c=a+b | d | e=d/c % |
| | Kshs | Kshs | Kshs | Kshs | Kshs |
| Loan Principal Repayment | | 9,590,492 | 9,590,492 | 9,590,492 | 100% |
| Harambee | 30,600,000 | - | 30,600,000 | 34,475,741 | 113% |
| Totals | | | 279,661,662 | 251,451,391 | 90% |

10. Significant Accounting Policies

The principal accounting policies adopted in the preparation of these financial statements are set out below:

1. Statement of compliance and basis of preparation

The financial statements have been prepared in accordance with and comply with International Public Sector Accounting Standards (IPSAS) with particular emphasis on Cash Basis Financial Reporting under the Cash Basis of Accounting and applicable government legislations and regulations. The financial statements comply with and conform to the form of presentation prescribed by the Public Sector Accounting Standards Board of Kenya.

This cash basis of accounting has been supplemented with accounting for; a) receivables that include school fees from parents, imprest, salary advances and other receivables and b) payables that include deposits and retentions and payables from operations.

The financial statements are presented in Kenya Shillings, which is the functional and reporting currency of the *school*, and all values are rounded to the nearest Kenya Shilling (Kshs). The accounting policies adopted have been consistently applied to all the years presented.

2. Recognition of receipts and payments

The *school* recognises all receipts from various sources when the event occurs, and the related cash has been received by the *school*. In addition, the *school* recognises all expenses when the event occurs, and the related cash has been paid out by the *school*. Income arising from school fees is recognised when the event occurs whether cash is received or not. Expenditure arising from operations is recognised when the event occurs irrespective of receipt of cash.

3. In-kind contributions

In-kind contributions are donations that are made to the *school* in the form of actual goods and/or services rather than in money or cash terms. These donations may include vehicles, equipment, or personnel services. Where the financial value received for in-kind contributions can be reliably determined, the *school* includes such value in the statement of receipts and payments both as a receipt and as a payment in equal and opposite amounts; otherwise, the contribution is not recorded.

4. Cash and cash equivalents

Cash and cash equivalents comprise cash on hand and cash at bank, short-term deposits on call, and highly liquid investments with an original maturity of three months or less, which are readily convertible to known amounts of cash and are subject to an insignificant risk of changes in value. Bank account balances include amounts held at various financial institutions at the end of the financial year.

5. Accounts Receivable

For the purposes of these financial statements, imprests and advances to authorised public officers and/or institutions which were not surrendered or accounted for at the end of the financial year are treated as receivables. Accounts receivables also include school fees billed to parents for services rendered but not paid. This is an enhancement to the cash accounting policy. Other accounts receivables are disclosed in the financial statements.

6. Accounts Payable

For the purposes of these financial statements, deposits, and retentions held on behalf of third parties have been recognized as accounts payables. This is in recognition of the government practice of retaining a portion of contracted services and works pending the fulfilment of obligations by the contractor and to hold deposits on behalf of third parties. Payables also include expenditures incurred for the purchase of goods, works and services that have been rendered and not settled. This is an enhancement to the cash accounting policy adopted for public secondary schools. Other liabilities are disclosed in the financial statements.

7. Non-current assets

Non-current assets are expensed at the time of acquisition while disposal proceeds are recognized as receipts at the time of disposal. However, the acquisitions and disposals are reflected in the school fixed asset register a summary of which is provided as a memorandum to these financial statements.

8. Budget

The budget is developed on the same accounting basis (cash basis), the same accounts classification basis, and for the same period as the financial statements. The *school's* budget was approved by the School Board of Management. A comparison of the actual performance against the comparable budget for the financial year under review has been included in the financial statements.

9. Comparative figures

Where necessary comparative figures for the previous financial year have been amended or reconfigured to conform to the required changes in presentation.

10. Subsequent events

There have been no events subsequent to the financial year end with a significant impact on the financial statements for the year ended 30th June 2024.

11. Notes to the Financial Statements

1 Government Grants for Tuition

| Description | 2023-2024 | 2022-2023 |
|-------------------------------|------------------|------------------|
| | Kshs | Kshs |
| Reference Materials | - | - |
| Exercise Books | - | - |
| Laboratory Equipment | - | - |
| Internal Exams | - | - |
| Teaching / Learning Materials | 6,037,007 | 6,463,136 |
| Admin Cost | - | 3,600 |
| Total | 6,037,007 | 6,466,736 |

2 Government Grants for Operations

| Description | 2023-2024 | 2022-2023 |
|--|-------------------|-------------------|
| | Kshs | Kshs |
| Personnel Emoluments | 13,760 | 18,890 |
| Repairs And Maintenance | 3,646,100 | - |
| Local Transport / Travelling | - | - |
| Electricity And Water | - | - |
| Medical Insurance | 1,986,075 | 478,200 |
| Administration Costs | - | - |
| CBC Phase II | 2,364,660 | - |
| Activity | 1,952,174 | 1,324,138 |
| Other Vote Heads (Personnel Emoluments, Admin Cost)* | 15,808,855 | 17,019,237 |
| Total | 25,771,624 | 18,840,465 |

3 Government Grants for infrastructure

| Description | 2023-2024 | 2022-2023 |
|--|------------------|-------------------|
| | Kshs | Kshs |
| Maintenance & Improvement(MIF) | 5,900,800 | 13,864,210 |
| Transition infrastructure grants | - | - |
| Administration Block | - | - |
| Economic stimulus grants | - | - |
| Other (specify)(NGCDF and County govt. | - | - |
| Total | 5,900,800 | 13,864,210 |

4 School Fund Income - Parents Contribution/Fees

| Description | 2023-2024 | 2022-2023 |
|--------------------------------------|--------------------|--------------------|
| | Kshs | Kshs |
| Personnel emoluments | 24,282,817 | 25,655,104 |
| Repairs and maintenance | 5,206,275 | 15,236 |
| MIF Funds | - | 5,857,205 |
| Local transport / travelling | 5,889,483 | 6,226,462 |
| Electricity and water | 11,070,664 | 11,937,752 |
| Medical | 660 | 2,997 |
| Insurance(Medical/Property) | | 6,890 |
| Administration costs | 8,539,682 | 9,439,251 |
| Activity | 2,216,877 | 2,441,762 |
| Fee on Boarding Equipment and stores | 85,501,805 | 80,778,634 |
| Admin SWF | 28,459,997 | 22,894,756 |
| Harambee Funds | 26,963,908 | 31,171,368 |
| Burnt Dorm | | 2,302,700 |
| Total | 198,132,168 | 198,730,117 |

5 Miscellaneous Incomes

| Description | 2023-2024 | 2022-2023 |
|-------------------------|------------------|-------------------|
| | Kshs | Kshs |
| Rent Income | 489,700 | 59,695 |
| Geography Trip | 94,000 | 68,000 |
| History Trip | 21,000 | - |
| Fees Refunds | 126,023 | - |
| Tender Application | 220,000 | 231,000 |
| Uniform Funds | 323,300 | 1,208,223 |
| Text Book Replacements | 139,150 | 158,350 |
| Interest Income | - | - |
| Dividends Income | - | - |
| Loans/Borrowings* | - | 65,000,000 |
| Other Income (specify)* | - | - |
| Total | 1,413,173 | 66,725,468 |

6 Tuition

| Description | 2023-2024 | 2022-2023 |
|-------------------------------|------------------|------------------|
| | Kshs | Kshs |
| Exercise Books | - | - |
| Textbooks | - | - |
| Reference materials | - | - |
| Laboratory Equipment | 2,124,654 | - |
| Teaching / Learning Materials | 6,489,277 | 6,254,203 |
| Exams And Assessment | - | - |
| Teachers Guides | - | - |
| Bank Charges | 6,974 | 5,775 |
| Others(Specify) | - | - |
| Total | 8,620,905 | 6,259,978 |

7 Operations

| Description | 2023-2024 | 2022-2023 |
|------------------------------|-------------------|-------------------|
| | Kshs | Kshs |
| Personnel Emoluments | 18,190,476 | 14,635,473 |
| Service Gratuity | - | - |
| Administration Cost | 661,860 | 807,531 |
| MIF-2Storey Dorm &Lagoon | - | 10,184,881 |
| Local Transport / Travelling | 240,000 | 206,211 |
| Electricity And Water | 421,120 | 263,099 |
| Withholding Tax | 70,940 | - |
| Activity Expenses | - | - |
| Insurance Cost | 355,599 | 355,639 |
| CBC Phase II | 2,246,427 | - |
| Bank Charges | - | 2,415 |
| Britam Life Assurance | - | 7,500 |
| Total | 22,186,422 | 26,462,749 |

8 Infrastructure

| Description | 2023-2024 | 2022-2023 |
|---------------------------|----------------|-----------|
| | Kshs | Kshs |
| RMI | 128,860 | - |
| Admin Cost | 92,015 | - |
| Construction of dormitory | - | - |
| Purchase of furniture | - | - |
| Purchase of equipment | - | - |
| Purchase of apparatus | - | - |
| Drilling of boreholes | - | - |
| Others (Specify) | - | - |
| Total | 220,875 | - |

9 Boarding And School Fund

| Description | 2023-2024 | 2022-2023 |
|--|------------|------------|
| | Kshs | Kshs |
| Personnel Emoluments | 11,759,717 | 7,395,330 |
| Service Gratuity | - | - |
| Repairs And Maintenance & Improvements | 9,712,875 | 1,967,021 |
| Local Transport / Travelling | 9,805,630 | 8,534,981 |
| Electricity And Water | 15,902,919 | 9,221,762 |
| Medical Expenses | 694,355 | 1,710,276 |
| Administration Costs | 11,097,764 | 12,095,533 |
| Activity | 3,165,250 | 3,078,276 |
| Bank Charges | 5,631 | - |
| Expenses On Income | - | - |
| Fee On Boarding Equipment and Stores | 68,049,651 | 84,952,878 |
| Rent Expenses | - | - |
| Insurance Cost (Life Property) | 220,322 | 447,271 |
| Loan Principal Repayment | - | - |
| Loan Interest Repayment | 9,173,556 | - |
| Harambee | 34,475,741 | 650,000 |
| Loan Insurance/Brokerage | - | 1,560,505 |
| History Trip | 12,000 | - |
| Burnt Dorm | 12,294,895 | - |
| Geography Trip | 18,000 | - |
| Tender Application | 106,000 | 34,000 |

(Maranda High School)

Annual Report and Financial Statements For the year ended 30 June 2024

| | | |
|---------------|--------------------|--------------------|
| Fee Refunds | 437,392 | 310,644 |
| School Farm | 1,078,600 | |
| Burnt Dorm | - | 9,036,970 |
| Admin swf | 24,835,100 | 21,364,258 |
| Uniform Funds | 596,300 | 1,259,900 |
| Total | 213,441,698 | 163,619,605 |

(Maranda High School)

Annual Report and Financial Statements For the year ended 30 June 2024

10 Bank Accounts

| Account Name & Currency | Status | Bank Account Number | 2023-2024 | 2022-2023 |
|--|----------------|---------------------|-------------------|--------------------|
| | Active/Dormant | | Kshs | Kshs |
| Tuition Account-KCB | Active | 1107049954 | 2,036,991 | 1,058,651 |
| Operations Account-KCB | Active | 1107062462 | 9,190,807 | 3,277,934 |
| School Fund Account/Boarding-ABSA | Active | 1273586 | 21,520,126 | 19,582,785 |
| School Fund Account/Boarding-Equity | Active | 0750299814210 | 640,811 | 159,378 |
| School Fund Account/Boarding-KCB | Active | 1176335286 | 1,795,584 | 446,604 |
| School Fund Account/Boarding-Endowment | Active | 1112629807 | 39,374,643 | 74,455,669 |
| School Fund Account/Boarding-COOP | Active | 01129623364600 | 291,566 | 800,027 |
| C.D.F-KCB | Dormant | 1112275843 | 144,932 | 145,997 |
| Savings Account-KCB | Active | 1106453115 | 671,058 | 2,081,560 |
| M-Pesa Paybill | Active | 866909 | 2,974,621 | 2,338,214 |
| Infrastructural Account-KCB | Active | 1113762241 | 5,843,087 | 3,647,466 |
| Total | | | 84,484,226 | 107,994,285 |

11 Cash In Hand

| Description | 2023-2024 | 2022-2023 |
|-----------------|-----------|-----------|
| | Kshs | Kshs |
| Notes and Coins | - | - |
| Total | - | - |

12 Short Term Investments

| Description | 2023-2024 | 2022-2023 |
|------------------------|-----------|-----------|
| | Kshs | Kshs |
| Cooperative Shares | - | - |
| Treasury Bills | - | - |
| Fixed Deposit accounts | - | - |
| Other Investments | - | - |
| Total | - | - |

(Maranda High School)

Annual Report and Financial Statements For the year ended 30 June 2024

13 Accounts Receivable

| Description | 2023-2024 | 2022-2023 |
|--|--------------------|--------------------|
| | Kshs | Kshs |
| Fees Arrears | 137,656,795 | 139,198,296 |
| Other Non-Fees Receivables | | |
| Salary Advances (list/schedule attached) | 4,700 | - |
| Imprest (list/schedule attached) | 5,672,767 | - |
| Rent arrears (list/schedule attached) | 426,000 | 397,500 |
| Total | 143,760,262 | 139,595,796 |

13 b) Ageing Analysis of Accounts Receivable

| Description | 2023-2024 | | 2022-2023 | |
|--|--------------------|----------------|--------------------|----------------|
| | 2023-2024 | % of the total | 2022-2023 | % of the total |
| Less than 1 year | 17,736,969 | 14% | 32,306,821 | 22% |
| Between 1- 2 years | 13,028,351 | 9% | 37,488,763 | 25% |
| Between 2-3 years | 27,798,363 | 20% | 79,093,112 | 53% |
| Over 3 years | 79,093,112 | 57% | - | 0% |
| Prior Year Recoveries | | | (9,690,400) | |
| Total (should tie to note 13 a) | 137,656,795 | 100% | 139,198,296 | 100% |

14 Accounts Payable

| Description | 2023-2024 | 2022-2023 |
|---|-------------------|--------------------|
| | Kshs | Kshs |
| Trade Creditors (See Ageing Below and Appendix 1) | 87,381,761 | 103,069,527 |
| Prepaid Fees | 6,164,880. | 4,534,750 |
| Retention Monies | - | - |
| Unpaid salaries and statutory deductions | 1,927,259 | - |
| Caution money | - | - |
| Other payables (specify) | - | - |
| Total | 95,473,900 | 107,604,277 |

(Maranda High School)

Annual Report and Financial Statements For the year ended 30 June 2024

14a. Ageing Analysis of Accounts Payable

| Description | 2023-2024 | | 2022-2023 | |
|--------------------------------------|-------------------|----------------|--------------------|----------------|
| | Kshs | | Kshs | |
| | 2023-2024 | % of the total | Comparative FY | % of the total |
| Less than 1 year | 33,347,909 | 38% | 48,208,363 | 45% |
| Between 1- 2 years | 10,620,820 | 12% | 40,758,505 | 41% |
| Between 2-3 years | 37,302,157 | 43% | 14,102,659 | 14% |
| Over 3 years | 6,110,875 | 7% | - | % |
| Total (should tie to note 14) | 87,381,761 | 100% | 103,069,527 | 100% |

15 Fund Balance Brought Forward

| Description | 2023-2024 | | 2022-2024 | |
|------------------------|--------------------|--|-------------------|--|
| | Kshs | | Kshs | |
| Bank Balances | 107,994,286 | | 32,873,917 | |
| Cash Balances | - | | - | |
| Short Term Investments | - | | | |
| Receivables | 139,595,796 | | 139,595,796 | |
| Payables | (107,604,277) | | (140,768,370) | |
| Total | 139,985,805 | | 31,701,343 | |

16 Reconciliation between statement of receipts and payment and statement of cashflows

School fund income-Parent contributions/Fees

| Description | Amount as per statement of receipts and payments | Adjustments | Amount as per statement of cashflows |
|--------------------------------------|--|-------------|--|
| | Kshs | Kshs | Kshs |
| Personnel Emoluments | 24,282,817 | (2,216,915) | 22,065,902 |
| Repairs and Maintenance | 5,206,275 | (464,271) | 4,742,004 |
| Fee on Boarding Equipment and stores | 85,501,805 | (8,401,434) | 77,100,371 |
| Local Transport and Travelling | 5,889,483 | (434,766) | 5,454,717 |
| Electricity and Water | 11,070,664 | (973,831) | 10,096,833 |
| Medical | 660 | | 660 |
| Administration Cost | 8,539,682 | (583,033) | 7,956,649 |
| Activity | 2,216,877 | (231,147) | 1,985,730 |
| Prior year fees arrears received | | 19,278,470 | 19,278,470 |
| Admin SWF | 28,459,997 | | 28,459,997 |
| Harambee Funds | 26,963,908 | (4,431,573) | 22,532,335 |
| Total | 198,132,168 | | 199,673,668.0 |

(Maranda High School)

Annual Report and Financial Statements For the year ended 30 June 2024

Miscellaneous Incomes

| Description | <i>Amount as per statement of receipts and payments</i> | <i>Adjustments</i> | <i>Amount as per statement of cashflows</i> |
|------------------------|---|--------------------|---|
| | Kshs | Kshs | Kshs |
| Rent Income | 489,700 | (466,100) | 23,600 |
| Geography Trip | 94,000 | | 94,000 |
| History Trip | 21,000 | | 21,000 |
| Fees Refunds | 126,023 | | 126,023 |
| Tender Application | 220,000 | | 220,000 |
| Uniforms | 323,300 | | 323,300 |
| Text Book Replacements | 139,150 | | 139,150 |
| Total | 1,413,173 | (466,100) | 947,073 |

Payments From Tuition

| Description | <i>Amount as per statement of receipts and payments</i> | <i>Adjustments</i> | <i>Amount as per statement of cashflows</i> |
|------------------------------|---|--------------------|---|
| | Kshs | Kshs | Kshs |
| Laboratory Equipment | 2,124,654 | (1,424,654) | 700,000 |
| Teaching /Learning Materials | 6,489,277 | (1,560,357) | 4,928,920 |
| Bank Charges | 6,974 | | 6,974 |
| Prior Creditors Paid | | 7,014,783 | 7,014,783 |
| Total | 8,620,905 | | 12,650,677 |

Payments From Operation

| Description | <i>Amount as per statement of receipts and payments</i> | <i>Adjustments</i> | <i>Amount as per statement of cashflows</i> |
|-----------------------------|---|--------------------|---|
| | Kshs | Kshs | Kshs |
| Personnel Emoluments | 18,190,476 | (1,927,259) | 16,263,217 |
| Administration Cost | 661,860 | (327,000) | 334,860 |
| Local Transport/ Travelling | 421,120 | | 421,120 |
| Electricity and Water | 240,000 | 0 | 240,000 |
| Withholding Tax | 70,940 | | 70,940 |
| Insurance Cost | 355,599 | (256,108) | 99,491 |
| Prior year Creditors Paid | | 4,529,471 | 4,529,471 |
| Total | 19,939,995 | | 21,959,099 |

Acquisition of Assets

| Description | Amount as per statement of receipts and payments | Adjustments | Amount as per statement of cashflows |
|---|--|-------------|--|
| | Kshs | Kshs | Kshs |
| CBC Phase II (Included in Operations Payment) | 2,246,427 | | 2,246,427 |
| Harambee(Included in School Fund Payments) | 34,475,741 | | 34,475,741 |
| Burnt Dorm(Included In School Fund Payment) | 12,294,895 | | 12,294,895 |
| Total | 49,017,063 | | 49,017,063 |

School Fund Payments

| Description | Amount as per statement of receipts and payments | Adjustments | Amount as per statement of cashflows |
|---------------------------------------|--|--------------|--|
| | Kshs | Kshs | Kshs |
| Personnel Emoluments | 11,759,717 | | 11,759,717 |
| Repairs And Maintenance &Improvements | 9,712,875 | (5,595,840) | 4,117,035 |
| Local Transport/ Travelling | 9,805,630. | (1,540,508) | 8,265,122 |
| Electricity and Water | 15,902,919 | (2,586,580) | 13,316,339 |
| Medical Expenses | 694,355 | | 694,355 |
| Activity | 3,165,250 | | 3,165,250 |
| Bank Charges | 5,631 | | 5,631 |
| Boarding Equipment Stores | 68,049,651 | (11,845,438) | 56,204,213 |
| Administration Cost | 11,097,764 | (2,960,050) | 8,137,714 |
| Insurance Cost | 220,322 | | 220,322 |
| History Trip | 12,000 | | 12,000 |
| Geography Trip | 18,000 | | 18,000 |
| Tender Application | 106,000 | | 106,000 |
| Fees Refunds | 437,392 | | 437,392 |
| School Farm | 1,078,600 | | 1,078,600 |
| Admin SWF | 24,835,100 | | 24,835,100 |
| Uniform Funds | 596,300 | (21,200) | 575,100 |
| Prior Year's Creditors Recovered | | 26,280,580 | 26,280,580 |
| Total | 166,671,062 | | 159,228,470 |

Payments From Infrastructure (Added to Operations Payments)

| Description | <i>Amount as per statement of receipts and payments</i> | <i>Adjustments</i> | <i>Amount as per statement of cashflows</i> |
|--------------|---|--------------------|---|
| | Kshs | Kshs | Kshs |
| RMI | 128,860 | | 128,860 |
| Admin Cost | 92,015 | | 92,015 |
| | | | |
| Total | 220,875 | | 220,875 |

16 (b) Cashflow Statements 2022-2023 Restated (Increase in Receivables and Decrease in Payables)

| Description | 2021-2022 | 2022-2023 | Increase/Decrease | 2022 - 2023 |
|--|-------------|-------------|-------------------|--------------------|
| | Kshs | Kshs | Kshs | Kshs. |
| School Fund Income Parent Contribution | | | | 61,582,658 |
| Receivables | 118,670,575 | 139,595,796 | 20,925,221 | (20,925,221) |
| | | | | 40,657,437 |
| | | | | |
| Boarding/Lunch & School Fund Payment | | | | 162,059,599 |
| Payables | 119,843,148 | 107,604,277 | 12,238,871 | 12,238,871 |
| | | | | 174,298,470 |

Other important disclosure notes

IPSAS Cash Standard encourages an entity to disclose accrual-related information in relation to an entity's assets and liabilities. The notes outlined below are disclosure notes in relation to the school's non-financial assets and liabilities.

17 Non-current Liabilities Summary

| Description | 2023-2024 | 2022-2023 |
|------------------------------|-------------------|-------------------|
| | Kshs | Kshs |
| Bank Loans | 44,675,947 | 65,000,000 |
| Outstanding Leases | - | - |
| Hire Purchase | - | - |
| Gratuity And Leave Provision | - | - |
| Others (specify) | - | - |
| Total | 44,675,947 | 65,000,000 |

18 Biological assets

| Description | Numbers | 2023-2024 | 2022-2023 |
|------------------|---------|------------------|------------------|
| | | Kshs | Kshs |
| Cattle | 3 | 270,000 | 65,000 |
| Goats | 5 | 30,000 | 45,500 |
| Mature Pigs | 19 | 760,000 | 2,775,000 |
| Young Pigs | 130 | 3,250,000 | 27,000 |
| Poultry | | - | - |
| Others (specify) | | - | - |
| Total | | 4,310,000 | 2,912,500 |

19 Borrowings

| Description | Kshs | Kshs |
|---------------------------------------|-------------------|-------------------|
| Borrowings at beginning of the year | 63,439,995 | 65,000,000 |
| Borrowings during the year | - | - |
| Repayments during the year | (18,764,047.70) | (1,560,005) |
| Balance at the end of the year | 44,675,947 | 63,439,995 |

(Maranda High School)

Annual Report and Financial Statements For the year ended 30 June 2024

Other important disclosure notes

20 Stock/ Inventory

| Description | 2023-2024 | 2022-2023 |
|--|------------------|-------------------|
| | Kshs | Kshs |
| Stock Inventory at the begging of the year | | 74,033,505 |
| Food stuffs | 7,449,918 | - |
| Lab consumables | 504,955 | - |
| Farm produce | - | - |
| Medication | 361,400 | - |
| Construction Materials | - | - |
| Others (specify) | - | - |
| | 8,316,273 | 74,033,505 |

(Maranda High School)

Annual Report and Financial Statements For the year ended 30 June 2024

21 Progress On Follow Up of Auditor Recommendations

The following is the summary of issues raised by the external auditor, and management comments that were provided to the auditor.

| Ref No. | Issue / Observations from Auditor | Management comments | Status: (Resolved / Not Resolved) | Timeframe: (Put a date when you expect the issue to be resolved) |
|----------------|--|--|--|---|
| 1. | Lack of Trial Balance | The disparity in the final balance computation by auditor and the school in the financial statements was due to opening balances treatment i.e. receivables and payables. | Resolved | |
| 2. | Accounts Receivable | The school has prepared the ageing analysis of accounts receivables as required by the auditor one year, two years, three years and over three years. The school to establish a policy on ageing fees arrears. The board to write to the Ministry of Education (MOE) to write off "bad" debts. | Resolved | |
| 3. | Accounts Payables | The school has prepared detailed ageing analysis for accounts payables. the school has also detailed list of supplies complete with delivery notes and invoices. Going forward, the | Resolved | |

(Maranda High School)

Annual Report and Financial Statements For the year ended 30 June 2024

| Ref No. | Issue / Observations from Auditor | Management comments | Status: (Resolved / Not Resolved) | Timeframe: (Put a date when you expect the issue to be resolved) |
|---------|--------------------------------------|---|-----------------------------------|--|
| | | school to be discussing with auditors during entry meeting and develop a listing of all the documents to be availed that are necessary for the conduct of audit. | | |
| 4. | Unsupported Cash and Cash Equivalent | The school has cashbooks and bank reconciliation statements to support cash and cash equivalents. In addition the school also has certificate of balances as at 30 th June 2023 confirming the balances. | Resolved | |
| 5. | Unsupported Bank Loan | Board of Management on 22 nd October, 2023, sought audience with the Cabinet Secretary to discuss school infrastructure funding of the school multipurpose hall. Consequently, the County Director of Education, Siaya wrote to the school administration in a letter dated 8 th November, 2023 to which the board replied vide the chairman's letter dated 23 rd October, 2023 to the Cabinet Secretary | Resolved | |

(Maranda High School)

Annual Report and Financial Statements For the year ended 30 June 2024

| Ref No. | Issue / Observations from Auditor | Management comments | Status: (Resolved / Not Resolved) | Timeframe: (Put a date when you expect the issue to be resolved) |
|----------------|---|---|--|---|
| | | seeking belated concurrence on the loan facility. The school through the committee to request the chairman to seek audience with relevant offices regarding the approval status. | | |
| 6. | Unsupported Capitation Grants | The school has up to date NEMIS data and students enrolment data records. The school normally acknowledges receipts of grants by issuing official school receipt which is sent to the Ministry and a copy kept in the files. The school also has bank statements confirming receipt of funds. | Resolved | |
| 7. | Unsupported Retained Capitation for Textbooks | Funds for the supply of textbooks are normally retained by the ministry of Education. Books are delivered to school and the only document that accompanies textbooks is the delivery notes. In that circumstance, it is not easy to tell the exact cost of textbooks supplied. | Resolved | |

| Ref No. | Issue / Observations from Auditor | Management comments | Status: (Resolved / Not Resolved) | Timeframe: (Put a date when you expect the issue to be resolved) |
|---------|---|---|-----------------------------------|--|
| 8. | Unsupported Payments for MIF- Two (2) Storeyed Dorm and Lagoon. | The school has a detailed list of payments to the suppliers of materials for the construction of two (2) storeyed dorm capturing payment dates, name of the supplier, payment voucher number, cheque numbers and the amount paid. | Resolved | |
| 9. | Unsupported Personnel Emoluments Expenditure | The school has detailed payrolls kept on excel format in soft copy and a hard copy in files. Going forward, the school to engage a system developer to upgrade the payroll system to capture all particulars of employees as requested by the auditor – date of employment, age, identification number and date of retirement. | Resolved | |
| 10. | Unsupported Administration Cost- Student Welfare Fund | Expenditures on staff awards were approved by the full board of management meeting on 3 rd March, 2023. The school has a detailed and itemized list of how payments/expenditures were done to the teaching | Resolved | |

(Maranda High School)

Annual Report and Financial Statements For the year ended 30 June 2024

| Ref No. | Issue / Observations from Auditor | Management comments | Status: (Resolved / Not Resolved) | Timeframe: (Put a date when you expect the issue to be resolved) |
|---------|---|---|-----------------------------------|--|
| | | staff and non-teaching staff. | | |
| 11. | <p>Inaccuracies in the Financial Statements. <i>(Statement of Assets and Liabilities, Statement of Cash Flows and Fund Balance)</i></p> <p><i>On the Unbalanced Budget</i></p> | <p>Inaccuracies in the statement of assets and liabilities were due to wrong calculations of fund balance.</p> <p>The receivables and payables at the start were erroneously captured by auditor general thereby giving a figure which was at variance with how it was reported in the financial statements.</p> <p>This variance affected statement of assets and liabilities, statement of cash flows and the fund balance.</p> <p>Statement of cash flows in the financial statement also had some variance which was due to the omission of the working capital changes whose net effect was the overstatement of net cash flow from operating activities.</p> <p>The school has prepared a list of items that were not budgeted on a tabular format.</p> | Resolved | |

(Maranda High School)

Annual Report and Financial Statements For the year ended 30 June 2024

| Ref No. | Issue / Observations from Auditor | Management comments | Status: (Resolved / Not Resolved) | Timeframe: (Put a date when you expect the issue to be resolved) |
|---------|---------------------------------------|---|-----------------------------------|--|
| | | The school to consider preparing a supplementary budget, to cover for additional receipts and payments of items not in the original budget. | | |
| 12. | Irregular Transfer of Funds to KESSHA | Kenya Secondary School Heads Association (KESSHA) is an entity recognized by the Ministry of Education. Schools subscribe to KESSHA to support inter schools activities and programs conducted jointly. Going forward the school to write to the Ministry of Education, to guide on KESSHA subscription and support of activities. | Unresolved | |
| 13. | Underfunding of Capitation Grants | The school indeed suffered from underfunding. The changes in student enrolment data in the NEMIS system from time to time affects the amounts disbursed. The school to write letter to the Ministry regarding the underfunding and copy of the letter be given to the Auditors | Unresolved | |

(Maranda High School)

Annual Report and Financial Statements For the year ended 30 June 2024

| Ref No. | Issue / Observations from Auditor | Management comments | Status: (Resolved / Not Resolved) | Timeframe: (Put a date when you expect the issue to be resolved) |
|----------------|--|---|--|---|
| | | during the Audit. | | |
| 14. | Excess Supply of Books | This is due to the fact that; Some students have personal copies and therefore do not sign for MOE books. Some titles are delivered in excess of enrolment. | Resolved | |
| 15. | Long Outstanding Payables | The school to do reconciliation of payables. Ageing analysis to help determine order of payments. | Resolved | |
| 16. | Failure To Transfer Infrastructure Funds | The school indeed transferred all funds that were supposed to be transferred to Infrastructure Account. However, the school did not adhere to the strict transfer deadline dates as set in the circulars. Going forward, the school to adhere to deadline date to make sure that transfers are done within the stipulated time. | Resolved | |
| 17. | Unapproved Fees on Parents Association | Students' welfare funds were approved by | Resolved | |

(Maranda High School)

Annual Report and Financial Statements For the year ended 30 June 2024

| Ref No. | Issue / Observations from Auditor | Management comments | Status: (Resolved / Not Resolved) | Timeframe: (Put a date when you expect the issue to be resolved) |
|----------------|--|---|--|---|
| | Support Programme | parents association and board of management. The school also placed a request for renewal of approval to the MOE. | | |
| 18. | Lack of Procurement Plan | The school has a procurement plan which is normally prepared and approved together with the school budget. Going forward the school to check on the right templates to make sure it is in the right format as per auditor's standards. | Resolved | |
| 19. | Irregular Procurement on Construction of Multipurpose Hall | The school followed the due procurement processes in all the tenderings. However, in the first tender, the recommended bidder did not proceed to signing the contract when it came out during the meeting of the bidder and the School Infrastructure Committee (SIC) that they lacked the technical and financial capacity to undertake the project. The tendering process had been led by a procurement consultant. | Resolved | |
| 20. | Renovation of Owino C Dormitory | Owino c dormitory was the first to suffer at the | Resolved | |

(Maranda High School)

Annual Report and Financial Statements For the year ended 30 June 2024

| Ref No. | Issue / Observations from Auditor | Management comments | Status: (Resolved / Not Resolved) | Timeframe: (Put a date when you expect the issue to be resolved) |
|---------|---|--|-----------------------------------|--|
| | | hands of arsonists. This prompted the board to surcharge parents Ksh. 2500 whose collection were done in a vote head called Burnt dormitory. These collections were to be used in rehabilitating the dorm. However, in less than a month another dorm Ogango was also razed down by fire and parents were asked to pay Ksh. 5125 for its reconstruction. The two collections were done in the same vote head i.e. burnt dormitory. Renovation was done at a cost of Ksh. 8,213,850 and reconstruction of Ogango (Dr. Namachanja) at a cost of Ksh. 24,978,575. | | |
| 21. | Irregular Payment of Sitting Allowances | The Board is guided by the Basic Education Act that stipulates that each school would pay an allowance within its capacity and means. The new board to approve the new rates. | Resolved | |
| 22. | Imprest Register, Assets Register and | The school to confirm on the right templates to use | Resolved | |

(Maranda High School)

Annual Report and Financial Statements For the year ended 30 June 2024

| Ref No. | Issue / Observations from Auditor | Management comments | Status: (Resolved / Not Resolved) | Timeframe: (Put a date when you expect the issue to be resolved) |
|---------|--|--|-----------------------------------|--|
| | Budget | in preparing asset and imprest registers. The school also to get the right template for the presentation of budget. | | |
| 23. | Budget Imbalance | This was due to errors of additions. The total receipt matched total expenditures. The school would be keen to avoid such errors occurring in the future. | Resolved | |
| 24. | Late Submission of Financial Statements to Auditor General | It is indeed true that books were submitted past deadline date. The school shall observe timelines for submission of books in order to comply accordingly. | Resolved | |
| 25. | Lack of Internal Audit Function and Audit Committee | The school has effective audit committee and in addition, the school has Ministry of Education auditors as internal auditors. However, the OAG are ahead of the internal auditor in auditing and submission of reports for the school. | Resolved | |
| 26. | Ineffective School Board of Management | The school has effective board. The curriculum vitae's and all the | Resolved | |

(Maranda High School)

Annual Report and Financial Statements For the year ended 30 June 2024

| Ref No. | Issue / Observations from Auditor | Management comments | Status: (Resolved / Not Resolved) | Timeframe: (Put a date when you expect the issue to be resolved) |
|---------|---|--|-----------------------------------|--|
| | | required documents for BOM members were attached during audit. | | |
| 27. | Lack of Risk Management Policy and ICT Policy | The school is in the process of developing risk management and ICT policies. | Resolved | |
| 28. | Poor Management of Bursaries and Scholarship | The school to get the right templates to help in capturing correct data on bursaries and scholarship. A teacher has been appointed and assigned duties managing all bursaries and scholarship beneficiaries and record in school. | Resolved | |

 13/5/2025

Sign and Date
Principal

CHIEF PRINCIPAL
MARANDA HIGH SCHOOL

12. Annex I - Analysis of Pending Accounts Payable

| Supplier Of Goods or Services | Original Amount | Date Contracted | Amount Paid To-Date | Outstanding Balance Current 2023-2024 | Outstanding Balance Comparative 2022-2023 | Comments |
|----------------------------------|---|--|---------------------|---------------------------------------|---|----------|
| | A | b | C | d=a-c | | |
| | Kshs | Kshs | Kshs | Kshs | Kshs | |
| Construction Of Buildings | | | | | | |
| 1. Goye Shadows LTD | 3,550,000 | | 1,650,000 | 1,900,000 | - | |
| Sub-Total | | | | 1,900,000 | | |
| Supply Of Goods | | | | | | |
| 2. Dream Market Traders | 265,200 | 28.03.2024 | - | 265,200 | | |
| 3. Screen Print Agency | 19,500 | 12.09.2023 | | 19,500 | | |
| 4. Japheth Kennedy Oreyo | 250,000 | 08.05.2024 | - | 250,000 | | |
| 5. The Don Hotel LTD | 40,350 | 19.06.2024 | - | 40,350 | | |
| 6. Cairo Time Ventures | 21,200 | 06.07.2023 | | 21,200 | | |
| 7. G.O.M Electronics | 7,480 | 30.05.2024 | | 7,480 | | |
| 8. Zebra Investments | 280,000 | 31.07.2023 | - | 280,000 | | |
| 9. Starson Safety Supplies | 1,9540,000 | 12.01.2024 | 400,000 | 1,540,000 | | |
| 10. Carol Electricals | 23,200 177,900.0 168,000.0 25,000 5,000 | 14.02.24 14.02.24 14.02.24 22.02.24 22.02.24 | | 399,100 | | |

(Maranda High School)

Annual Report and Financial Statements For the year ended 30 June 2024

| Supplier Of Goods or Services | Original Amount | Date Contracted | Amount Paid To-Date | Outstanding Balance Current 2023-2024 | Outstanding Balance Comparative 2022-2023 | Comments |
|---------------------------------|---|--|---------------------|---------------------------------------|---|----------|
| 11. Nyaban Enterprises | 1,300,000 | 08.01.2024 | 300,000 | 1,000,000 | | |
| 12. Marain Enterprises | 1,968,350 | 12.01.2024 | 550,000 | 1,418,350 | | |
| 13. Fialcon Enterprises | 2,985,000 | 16.01.2024 | 600,000 | 2,385,000 | | |
| 14. Paint World Agencies | 239,200.0 27,800 | 01.11.23 10.05.24 | | 267,000 | | |
| 15. Abiero Foundation | 56,000 90,000 5,660 7,000 7,310 10,000 26,000 40,000 25,000 17,000 | 22.07.23 19.01.24 03.02.24 26.02.24 27.02.24 18.03.24 10.06.24 14.06.24 07/06.24 10.06.24 | 98,000 | 185,970 | | |
| 16. Aryan Enterprises | 2,044,470 | | | 2,044,470 | | |
| 17. Boresha Cereals | 385,000 890,000 | 29.08.23 08.01.24 | 1,035,000 | 240,000 | | |
| 18. Celebrities Enterprises | 1,500,000 | 25.07.2023 | 1,100,000 | 400,000 | | |
| 19. Denort Enterprises | 248,000 | 23.03.2024 | - | 248,000 | | |
| 20. Evertec Business Investment | 1,301,000 | 07.07.2023 | 130,554 | 1,170,446 | | |
| 21. Interphase Foods Company | 2,999,760 | 19.07.2023 | 2,000,000 | 999,760 | | |
| 22. Jadel Investments | 1,200,000 | 19.01.2024 | - | 1,200,000 | | |

(Maranda High School)

Annual Report and Financial Statements For the year ended 30 June 2024

| Supplier Of Goods or Services | Original Amount | Date Contracted | Amount Paid To-Date | Outstanding Balance Current 2023-2024 | Outstanding Balance Comparative 2022-2023 | Comments |
|---------------------------------------|-----------------|-----------------|---------------------|---------------------------------------|---|----------|
| 23. Jua Kali Structural Engineering | 2,532,900 | 07.02.2024 | 1,099,950 | 1,432,950 | | |
| 24. Kidake Enterprise | 400,000 | 14.04.2024 | - | 400,000 | | |
| 25. Lexyden Ventures | 1,296,900 | 10.09.2023 | - | 1,296,900 | | |
| 26. Limpos Oywa Enterprises | 691,000 | 14.02.2024 | - | 691,000 | | |
| 27. Millicent Naisai Lemusa | 2,060,000 | 15.09.2023 | 1,100,000 | 960,000 | | |
| 28. Moraa Cereal and Produce | 1,180,000 | 20.01.2024 | - | 1,180,000 | | |
| 29. Multi Energy Limited | 901,020 | 26.01.2024 | - | 901,020 | | |
| 30. New Kenya Co-Operative Creameries | 47,196 | 29.05.2024 | - | 47,196 | | |
| 31. Ramli Logistics | 1,200,000 | 19.01.2024 | - | 1,200,000 | | |
| 32. Quilent Adhiambo Otieno | 480,000 | 19.01.2024 | - | 480,000 | | |
| 33. Tobias Olango Nyabola | 40,160 | 30.01.2024 | - | 40,160 | | |
| 34. Vicshar General Stores Nyamira | 520,000 | 09.06.2023 | 260,000 | 260,000 | 520,000 | |
| 35. Sylvester Akumu Otieno | 1,200,000 | 26.01.2024 | - | 1,200,000 | | |
| 36. Anvi Emporium | 155,257 | 23.05.2024 | - | 155,570 | | |
| 37. Beshama Enterprises | 121,800 | 10.01.2024 | - | 121,800 | | |
| 38. Gramu Investments | 61,000 | 03.04.2024 | | 61,000 | | |
| 39. Humphrey Roukes Omoro | 101,200 | 19.06.2024 | | 101,200 | | |
| 40. Kwemula IT. Solutions | 170,000 | 21.03.2024 | | 170,000 | | |
| 41. Pacific Business Machines | 399,000 | 24.03.2024 | | 399,000 | | |

(Maranda High School)

Annual Report and Financial Statements For the year ended 30 June 2024

| Supplier Of Goods or Services | Original Amount | Date Contracted | Amount Paid To-Date | Outstanding Balance Current 2023-2024 | Outstanding Balance Comparative 2022-2023 | Comments |
|---|--|--|---------------------|---------------------------------------|---|----------|
| 42. Yuantori Enterprise | 120,000 | 11.03.2024 | | 120,000 | | |
| 43. Ratuoro Bookshop | 214,000 | | | 214,000 | | |
| 44. Skullab Enterprises | 1,424,654 | | | 1,424,654 | | |
| 45. Brevision Enterprises | 218,400 | | | 218,400 | | |
| Sub-Total | | | | 27,457,263 | | |
| Supply Of Services | | | | | | |
| 46. AAR Insurance | 256,108.03 | 24.03.2024 | - | 256,108.03 | | |
| 47. Scania East Africa | 486,852.27 392,874.45 323,819 190,862 | 26.01.2024 13.02.2024 19.02.2024 06.04.2024 | 893,338 | 501,069.72 | | |
| 48. Sunshine Automobiles | 1,039,438.12 | | | 1,039,438.12 | | |
| 49. Sylvester Wafula | 96,510 79,980 | 07.08.23 06.05.24 | - | 176,490 | | |
| 50. Ramli Logistics | 1,644,000 | 12.01.2024 | 450,000 | 1,194,000 | | |
| 51. Solid Eagle Arts & Building Contractors | 25,395 | 18.03.2024 | | 25,395 | | |
| 52. Nyabade Cleaning Services | 135,892 | 13.05.2024 | | 135,892 | | |
| 53. Stephen Kalasia | 335,253 | 11.10.2023 | - | 335,253 | | |
| Sub-Total | | | | 3,663,646 | | |
| Grand Total | | | | 33,020,909 | | |

13. Annex 2 – Summary of Fixed Assets Register

| Asset Class | Historical Cost b/f (Kshs) 1 st July 2023 | Additions during the year (Kshs) | Disposals during the year (Kshs) | Historical Cost c/f (Kshs) 30 th June 2024 |
|--------------------------|--|--|--|---|
| Land | | | | |
| Buildings And Structures | 532,942,500 | 49,017,064 | - | 581,959,564 |
| Motor Vehicles | 20,120,000 | - | - | 20,120,000 |
| Office Equipment | 510,300 | - | - | 510,300 |
| Kitchenware | 17,422,940 | | | 17,422,940 |
| ICT Equipment | 4,398,900 | - | - | 4,398,900 |
| Furniture and Fittings | 41,492,300 | - | - | 41,492,300 |
| Electronic Equipment | 4,446,899 | - | - | 4,446,899 |
| Musical Instruments | 2,182,000 | - | - | 2,182,000 |
| Mechanical Equipment | 3,886,000 | - | - | 3,886,000 |
| Laboratory Equipments | 470,350 | - | - | 470,350 |
| Total | 627,872,189 | 49,017,064 | - | 676,889,253 |

(Maranda High School)

Annual Report and Financial Statements For the year ended 30 June 2024

14. Annex 3 - Trial Balances

| MARANDA HIGH SCHOOL | | | | | | | | |
|--|-------------------|-------------------------------|-------------------------------|---------------------------|--------------------------|---------------------------|----------------------------|---------------------------|
| SCHOOL FUND A/C | | | | | | | | |
| <u>TRIAL BALANCE AS AT 30/06/2024</u> | | | | | | | | |
| | | | CASHBOOK TRIAL BALANCE | | ADJUSTMENTS | | FINAL ADJ TRIAL BAL | |
| <u>VOTE HEADS AND A/Cs</u> | <u>F/L</u> | <u>APPROVED BUDGET</u> | <u>DEBIT (DR)</u> | <u>CREDIT (CR)</u> | <u>DEBIT (DR)</u> | <u>CREDIT (CR)</u> | <u>DEBIT (DR)</u> | <u>CREDIT (CR)</u> |
| BALANCES | B/F | | | | | | | |
| CASH | CB1 | | - | - | | | | |
| BANK | CB1 | | - | 19,582,785.40 | | | - | 19,582,785.40 |
| PERSONAL EMOLUMENTS | 1 | 14,213,360 | 11,759,716.94 | 22,065,901.70 | | 2,216,915 | 11,759,716.94 | 24,282,816.70 |
| B.E.S | 2 | 77,076,300 | 50,974,339 | 77,100,370.80 | 17,075,312 | 8,401,434 | 68,049,651 | 85,501,804.80 |
| ACTIVITY FUND | 3 | 1,899,240 | 3,165,250 | 1,985,730 | - | 231,147 | 3,165,250 | 2,216,877 |
| INSURANCE(med & ppty) | 0 | 4,757,620 | 220,322.10 | - | - | - | 220,322.10 | - |
| MEDICAL FUNDS | 4 | | 694,354.62 | 660.40 | | | 694,354.62 | 660.40 |
| RMI | 8 | 7,044,800 | 4,117,035 | - | 5,595,840 | | 9,712,875 | - |
| LT&T | 5 | 3,857,980 | 7,656,122 | 5,454,717.40 | 1,540,507.84 | 434,766 | 9,196,629.84 | 5,889,483.40 |
| EW&C | 6 | 14,998,760 | 13,316,339 | 10,096,833.30 | 2,586,580 | 973,831 | 15,902,919 | 11,070,664.30 |
| ADMIN COST | 7 | 8,368,080 | 8,137,713.71 | 7,956,648.70 | 2,960,050 | 583,033 | 11,097,763.71 | 8,539,681.70 |
| SUNDRY DEBTORS | 9 | | | 19,278,469.90 | 18,162,970 | | 18,162,970 | 19,278,469.90 |
| SUNRY CREDITORS | 10 | | 26,280,579.94 | | | 29,779,489.84 | 26,280,579.94 | 29,779,489.84 |
| ADVANCES | 11 | | 170,500 | 52,000 | | | 170,500 | 52,000 |
| CO-OPERATIVE BANK | 12 | | 13,679,059 | 13,679,059 | | | 13,679,059 | 13,679,059 |
| SAVING A/C:6453115 | 13 | | 38,966,494.80 | 38,966,494.80 | | | 38,966,494.80 | 38,966,494.80 |
| EQUITY A/C | 14 | | 17,923,211 | 17,923,211 | | | 17,923,211 | 17,923,211 |

(Maranda High School)

Annual Report and Financial Statements For the year ended 30 June 2024

| | | | | | | | | |
|--------------------|----|--|----------------|----------------|--------|-----------|----------------|----------------|
| KCB CURRENT A/C | 15 | | 147,941,067.15 | 147,941,067.15 | | | 147,941,067.15 | 147,941,067.15 |
| ADMIN SWF | 16 | | 24,835,099.66 | 28,459,997 | | | 24,835,099.66 | 28,459,997 |
| BURSARY FUNDS | 17 | | 17,167,372.50 | 17,167,372.50 | | | 17,167,372.50 | 17,167,372.50 |
| TEXTBOOK REPL. | 18 | | - | 139,150 | | | - | 139,150 |
| GEOG. TRIP | 19 | | 18,000 | 94,000 | | | 18,000 | 94,000 |
| HARAMBEE FUNDS | 20 | | - | 22,532,334.50 | | 4,431,573 | - | 26,963,907.50 |
| INIFORM FUNDS | 21 | | 575,100 | 323,300 | 21,200 | | 596,300 | 323,300 |
| M.I.F | 22 | | | 4,742,004.20 | | 464,271 | - | 5,206,275.20 |
| RENT REVENUE | 23 | | | 23,600 | | 426,000 | - | 449,600 |
| SCHOOL FARM | 24 | | 1,078,600 | | | | 1,078,600 | - |
| EXESS FEES | 25 | | 437,392 | 126,023 | | | 437,392 | 126,023 |
| TENDER APPLICATION | 27 | | 106,000 | 220,000 | | | 106,000 | 220,000 |
| NHIF | 28 | | 199,850 | 199,850 | | | 199,850 | 199,850 |
| NSSF | 29 | | 610,190 | 610,190 | | | 610,190 | 610,190 |
| PAYE | 30 | | 154,155 | 154,155 | | | 154,155 | 154,155 |
| NITA | 31 | | 13,700 | 13,700 | | | 13,700 | 13,700 |
| HOUSING LEVY | 32 | | 225,009 | 225,009 | | | 225,009 | 225,009 |
| TUITION ACCOUNT | 34 | | 7,810,000 | 217,990 | | | 7,810,000 | 217,990 |
| ENDORMENT ACCONT | 35 | | 30,509,398 | 2,868,000 | | | 30,509,398 | 2,868,000 |
| BURNT DORM | 36 | | 3,426,890 | | | | 3,426,890 | - |
| BONDO SACCO | 37 | | 68,335 | 68,335 | | | 68,335 | 68,335 |
| M.H.S | 38 | | 950,889 | 950,889 | | | 950,889 | 950,889 |
| MHS SELF | 39 | | 235,846 | 235,846 | | | 235,846 | 235,846 |
| BRITAM | 40 | | 22,500 | 22,500 | | | 22,500 | 22,500 |
| HISTORY TRIP | 41 | | 12,000 | 21,000 | | | 12,000 | 21,000 |
| OPERATIONS | 42 | | 147,000 | | | | 147,000 | - |

(Maranda High School)

Annual Report and Financial Statements For the year ended 30 June 2024

| | | | | | | | | |
|------------------|---------|--|-----------------------|--|--|--|-----------------------|-----------------------|
| BALANCES C/F | | | | - | | | - | - |
| CASH | CB1 | | | | | | - | - |
| BANK | ABSA | | 21,520,125.55 | | | | 21,520,125.55 | - |
| | COOP | | 291,565.98 | | | | 291,565.98 | - |
| | Equity | | 640,810.52 | | | | 640,810.52 | - |
| | Savings | | 671,057.55 | | | | 671,057.55 | - |
| | Kcb | | 1,795,583.53 | | | | 1,795,583.53 | - |
| | Paybill | | 2,974,621.20 | | | | 2,974,621.20 | - |
| TOTAL | | | <u>461,499,194.75</u> | <u>461,499,194.75</u> | | | <u>509,441,654.59</u> | <u>509,441,654.59</u> |
| PREPARED BY..... | | | | VERIFIED AND CERTIFIED CORRECT BY | | | | |
| DESIGNATION..... | | | | DESIGNATION... | | | | |
| SIGNATURE..... | | | | SIGNATURE: | | | | |

BANK RECONCILIATION STATEMENT

Kshs

(ABSA)

Balance as per Bank Statements

21,520,12

5.55

LESS: Direct Deposits

Balance as per Cashbook

(Maranda High School)

Annual Report and Financial Statements For the year ended 30 June 2024

| MARANDA HIG SCHOOL | | | | | | | | |
|--------------------------------|-------|------------|------------------------|----------------------|---|------------|----------------------|----------------------|
| TUITION A/C | | | | | | | | |
| TRIAL BALANCE AS AT 30/06/2024 | | | | | | | | |
| | | | CASHBOOK TRIAL BALANCE | | ADJUSTMENTS | | FINAL ADJ TRIAL BAL | |
| VOTEHEADS AND ACCOUNTS | FOLIO | APPROVED | DEBIT (DR) | CREDIT (CR) | DEBIT (DR) | CREDIT(CR) | DEBIT(CR) | CREDIT(CR) |
| BALANCES | B/F | | | | | | | |
| CASH | CB1 | | | | | | | |
| BANK | CB1 | | - | 1,058,651.30 | | | - | 1,058,651.30 |
| T/ LEARNING MATERIALS | 1 | 10,227,392 | 4,928,920 | 6,037,007 | 1,560,357 | | 6,489,277 | 6,037,007 |
| ADMIN. COST | 2 | | 6,974.25 | | | | 6,974.25 | - |
| SCHOOL FUNDS | 3 | | 217,990 | 7,810,000 | | | 217,990 | 7,810,000 |
| SUNDRY CREDITORS | 4 | | 7,014,783.25 | | - | 2,985,311 | 7,014,783.25 | 2,985,311 |
| LAB. EQUIPMENTS | 5 | | 700,000 | | 1,424,654 | | 2,124,654 | - |
| BALANCES | | | | | | | - | - |
| CASH | CB | | | | | | - | - |
| BANK | CB | | 2,036,990.80 | | | | 2,036,990.80 | - |
| | | | | | | | - | - |
| TOTAL | | | 14,905,658.30 | 14,905,658.30 | | | 17,890,669.30 | 17,890,969.30 |
| PREPARED BY..... | | | | | VERIFIED AND CERTIFIED CORRECT BY | | | |
| DESIGNATION..... | | | | | DESIGNATION..... | | | |
| SIGNATURE..... | | | | | SIGNATURE:..... | | | |

(Maranda High School)

Annual Report and Financial Statements For the year ended 30 June 2024

| MARANDA HIGH SCHOOL | | | | | | | | |
|--------------------------------|-------|-----------|------------------------------|---------------|-----------------|----------------|------------------------|---------------|
| OPERATIONS ACCOUNT | | | | | | | | |
| TRIAL BALANCE AS AT 30/06/2024 | | | | | | | | |
| | | | CASHBOOK TRIAL BALANCE | | ADJUSTME NTS | | FINAL ADJ TRIAL BAL | |
| VOTEHEADS AND ACCOUNTS | FOLIO | ESTIMATES | DEBIT (DR) | CREDIT (CR) | DEBIT(DR) | CREDIT(CR) | DEBIT (DR) | CREDIT(CR) |
| BALANCES | B/F | | | | | | | |
| CASH | CB1 | | | | | | | |
| BANK | CB1 | | - | 3,277,933.51 | | | - | 3,277,933.51 |
| OTHER VOTEHEADS | 1 | | - | 15,808,854.91 | | | - | 15,808,854.91 |
| ADMIN COST | 2 | | 334,860 | - | 327,000 | | 661,860 | - |
| M.I.F | 3 | | 5,900,800 | 9,546,900 | | | 5,900,800 | 9,546,900 |
| ACTIVITY FUNDS | 4 | | - | 1,952,173.89 | | | - | 1,952,173.89 |
| CBC PHASE II | 5 | | 2,246,427 | 2,364,660 | | | 2,246,427 | 2,364,660 |
| SUNDRY CREDITORS | 6 | | 1,045,167 | | | 2,510,367.03 | 1,045,167 | 2,510,367.03 |
| NHIF | 8 | | 409,050 | 409,050 | | | 409,050 | 409,050 |
| NSSF | 7 | | 1,284,354 | 1,284,354 | | | 1,284,354 | 1,284,354 |
| PAYE | 9 | | 297,750 | 297,750 | | | 297,750 | 297,750 |
| MARANDA H.SCH. SACCO | 10 | | 1,694,998 | 2,004,635 | | | 1,694,998 | 2,004,635 |
| BONDO TEACHERS SACCO | 11 | | 125,231 | 150,076 | | | 125,231 | 150,076 |
| MARANDA NTS WELFARE | 12 | | 413,741 | 488,486 | | | 413,741 | 488,486 |
| BRITAM ASS. | 13 | | 37,500 | 45,000 | | | 37,500 | 45,000 |
| ADVANCE | 14 | | - | 113,800 | | | - | 113,800 |

(Maranda High School)

Annual Report and Financial Statements For the year ended 30 June 2024

| | | | | | | | | |
|--|-----------|--------------------------------------|----------------------|----------------------|------------|--|----------------------|----------------------|
| RENT REVENUE | 15 | | - | 40,100 | | | - | 40,100 |
| INCOME TAX | 16 | | 70,940 | | | | 70,940 | - |
| VAT (CBC) | 17 | | | | | | - | - |
| PERSONAL EMOLUMENTS | 18 | | 16,263,217.35 | 13,760 | 1,927,259 | | 18,190,476.35 | 13,760 |
| HOUSING LEVY | 19 | | 169,824 | 169,824 | | | 169,824 | 169,824 |
| NITA | 20 | | 21,350 | 21,350 | | | 21,350 | 21,350 |
| SCHOOL FUNS ACCOUNT | 21 | | | 147,000 | | | - | 147,000 |
| INSURANCE | 22 | | 99,491 | 1,986,075 | 256,108.03 | | 355,599.03 | 1,986,075 |
| LTT | 23 | | 240,000 | | | | 240,000 | - |
| EW&C | 24 | | 421,120 | | | | 421,120 | - |
| BALANCES | | | | | | | - | - |
| CASH | CB | | - | | | | - | - |
| BANK | CB | | 9,045,962.11 | - | | | 9,045,962.11 | - |
| TOTAL | | | 40,121,782.46 | 40,121,782.31 | | | 42,632,149.49 | 42,632,149.34 |
| PREPARED BY:..... | | | | | | | | |
| DATE:..... VERIFIED AND CERTIFIED CORRECT | | | | | | | | |
| | | | | | | | | |
| BURSAR :..... | | HEADMASTER :..... | | | | | | |

(Maranda High School)

Annual Report and Financial Statements For the year ended 30 June 2024

| MARANDA HIGH SCHOLL | | | | | | | | |
|--------------------------------|-------|-----------|-----------------------|------------------------|---|-------------|-------|---------------------|
| ENDORMENTS A/C | | | | | | | | |
| TRIAL BALANCE AS AT 30/06/2024 | | | | | | | | |
| | | | | CASHBOOK TRIAL BALANCE | | ADJUSTMENTS | | FINAL ADJ TRIAL BAL |
| VOTEHEADS AND ACCOUNTS | FOLIO | ESTIMATES | DEBIT | CREDIT | DEBIT | CREDIT | DEBIT | CREDIT |
| BALANCES | B/F | | | | | | | |
| CASH | CB1 | | | | - | | | |
| BANK | CB1 | | - | 74,455,669.25 | | | | |
| HARAMBEE (Multipurpose Hall) | 1 | | 34,475,741 | | | | | |
| ADMIN COST | 2 | | 5,630.50 | | | | | |
| SCHOOL FUNDS A/C | 3 | | 2,868,000 | 30,509,398 | | | | |
| L.T&T | 4 | | 609,000 | | | | | |
| LOAN REPAYMENT | 5 | | 18,764,047.70 | | | | | |
| BURNT DORM | 6 | | 8,868,005.13 | | | | | |
| BALANCES | | | | | | | | |
| CASH | CB | | | | | | | |
| BANK | CB | | 39,374,642.96 | | | | | |
| TOTAL | | | 104,965,067.29 | 104,965,067.25 | | | | |
| PREPARED BY..... | | | | | VERIFIED AND CERTIFIED CORRECT BY | | | |
| DESIGNATION..... | | | | | DESIGNATION..... | | | |
| SIGNATURE..... | | | | | SIGNATURE:..... | | | |

(Maranda High School)

Annual Report and Financial Statements For the year ended 30 June 2024

| MARANDA HIGH SCHOOL | | | | | | | | |
|--|--------------|-------------------------------|---------------------------|---------------------|-----------------|---------------|------------------------|---------------------|
| INFRA. ACCOUNT | | | | | | | | |
| TRIAL BALANCE AS AT 30/06/2024 | | | | | | | | |
| | | | CASHBOOK TRIAL BALANCE | | ADJUSTME NTS | | FINAL ADJ TRIAL BAL | |
| <u>VOTEHEADS AND ACCOUNTS</u> | <u>FOLIO</u> | <u>ESTIMATES</u> | <u>DEBIT</u> | <u>CREDIT</u> | <u>DEBIT</u> | <u>CREDIT</u> | <u>DEBIT</u> | <u>CREDIT</u> |
| BALANCES | B/F | | | | | | | |
| CASH | CB1 | | | - | | | | |
| BANK | CB1 | | - | 3,647,466.45 | | | - | 3,647,466.45 |
| | | | | | | | - | - |
| ADMIN.COST | 1 | | 92,015 | - | | | 92,015 | - |
| SUNDRY CREDITORS | 2 | | 3,484,304.45 | | | | 3,484,304.45 | - |
| OPERATIONS ACCOUNT | 3 | | | 2,900,800 | | | - | 2,900,800 |
| RMI | 4 | | 128,860 | | | | 128,860 | - |
| OPERATIONS ACCOUNT | 5 | | | 3,000,000 | | | - | 3,000,000 |
| BALANCES | | | | | | | - | - |
| CASH | CB | | - | | | | - | - |
| BANK | CB | | 5,843,087 | - | | | 5,843,087 | - |
| | | | | | | | - | - |
| TOTAL | | | 9,548,266.45 | 9,548,266.45 | | | 9,548,266.45 | 9,548,266.45 |
| PREPARED BY:..... | | | | | | | | |
| DATE:..... VERIFIED AND CERTIFIED CORRECT | | | | | | | | |
| BURSAR :..... | | HEADMASTE R:..... | | | | | | |

15. Imprest Holders

MARANDA HIGH SCHOOL

IMPREST HOLDERS AS AT 30 TH 2024

| <u>S/N</u> | <u>NAME</u> | <u>IMPREST DATE</u> | <u>AMOUNT</u> |
|------------|-------------------|---------------------|---------------|
| 1 | Kennedy Owala | 19.06.2024 | 64,800 |
| 2 | Leonard Oragi | 21.06.2024 | 57,200 |
| 3 | Harriet Odhiambo | 16.06.2024 | 30,200 |
| 4 | Harriet Odhiambo | 24.05.2024 | 24,000 |
| 5 | Moses Sukurah | 04.06.2024 | 55,000 |
| 6 | Victor Odundo | 04.02.2024 | 36,800 |
| 7 | Pius Machuki | 06.06.2024 | 51,300 |
| 8 | Pius Machuki | 07.06.2024 | 37,400 |
| 9 | Pius Machuki | 30.05.2024 | 246,110 |
| 10 | Peter Oloo Otieno | 15.05.2024 | 101,500 |
| 11 | Lucas Oduor | 30.05.2024 | 53,900 |
| 12 | Linda Nyapola | 30.05.2024 | 24,080 |
| 13 | Pius Machuki | 25.03.2024 | 30,800 |
| 14 | Pius Machuki | 25.03.2024 | 251,105 |
| 15 | Linda Nyapola | 25.03.2024 | 39,200 |
| 16 | Victor Odundo | 04.04.2024 | 108,800 |
| 17 | Victor Odundo | 03.04.2024 | 39,958 |
| 18 | Darius Otieno | 10.03.2024 | 14,200 |
| 19 | Darius Otieno | 15.03.2024 | 7,400 |
| 20 | Jared Okumu | 13.03.2024 | 15,350 |
| 21 | Jared Okumu | 26.02.2024 | 5,850 |
| 22 | Pius Machuki | 27.02.2024 | 24,600 |
| 23 | Victor Odundo | 27.02.2024 | 30,694 |
| 24 | Victor Odundo | 06.03.2024 | 23,000 |
| 25 | Victor Odundo | 13.03.2024 | 50,200 |
| 26 | Marylynet Ombima | 13.03.2024 | 35,500 |

Annual Report and Financial Statements For the year ended 30 June 2024

| | | | |
|----|---------------------|------------|---------|
| 27 | Jared Okumu | 05.02.2024 | 59,200 |
| 28 | Pius Machuki | 14.02.2024 | 33,000 |
| 29 | Erick Mito | 05.02.2024 | 363,980 |
| 30 | Moses Sukurah | 13.02.2024 | 62,000 |
| 31 | Pius Machuki | 16.02.2024 | 33,000 |
| 32 | Linda Nyapola | 19.02.2024 | 42,000 |
| 33 | Godfred Ouma Killo | 19.02.2024 | 50,300 |
| 34 | Godfred Ouma Killo | 21.02.2024 | 32,520 |
| 35 | Victor Odundo | 21.02.2024 | 13,600 |
| 36 | Pius Machuki | 02.02.2024 | 58,800 |
| 37 | Jared Okumu | 22.02.2024 | 23,400 |
| 38 | Pius Machuki | 01.02.2024 | 251,105 |
| 39 | Victor Odundo | 14.02.2024 | 121,990 |
| 40 | Pius Machuki | 31.01.2024 | 40,200 |
| 41 | Erick Mito | 30.10.2023 | 37,250 |
| 42 | Peter Ochieng Owuor | 14.11.2023 | 148,000 |
| 43 | dorice A. Ayieko | 12.02.2024 | 8,850 |
| 44 | Leonard Barasa | 19.01.2024 | 75,700 |
| 45 | Margaret Gwela | 07.02.2024 | 13,500 |
| 46 | Margaret Gwela | 07.02.2024 | 12,000 |
| 47 | Margaret Gwela | 07.02.2024 | 7,400 |
| 48 | Peter Okoth | 26.01.2024 | 28,300 |
| 49 | Pius Machuki | 29.07.2023 | 54,300 |
| 50 | Peter Ochieng Owuor | 30.01.2024 | 18,000 |
| 51 | Erick Mito | 12.12.2023 | 19,200 |
| 52 | Jared Okumu | | 29,600 |
| 53 | Erick Mito | | 22,200 |
| 54 | Peter Ochieng Owuor | 20.10.2023 | 44,000 |
| 55 | Pius Machuki | 24.10.2023 | 27,400 |

(Maranda High School)

Annual Report and Financial Statements For the year ended 30 June 2024

| | | | |
|----|--------------------|------------|---------|
| 56 | Pius Machuki | 06.10.2023 | 67,900 |
| 57 | Pius Machuki | 06.10.2023 | 30,800 |
| 58 | Pius Machuki | 29.09.2023 | 18,200 |
| 59 | Linda Nyapola | 28.09.2023 | 18,000 |
| 60 | Pius Machuki | 26.09.2023 | 24,900 |
| 61 | Immaculate Owiti | 25.09.2023 | 20,000 |
| 62 | Pius Machuki | 22.09.2023 | 62,200 |
| 63 | Pius Machuki | 22.09.2023 | 29,100 |
| 64 | Habert Odhiambo | 04.09.2023 | 40,880 |
| 65 | Leonard Barasa | 06.09.2023 | 26,000 |
| 66 | pius Machuki | 06.09.2023 | 60,000 |
| 67 | Dr Maryanne Abura | 06.09.2023 | 15,000 |
| 68 | Linda Nyapola | 19.09.2023 | 43,500 |
| 69 | Pius Machuki | 19.09.2023 | 261,195 |
| 70 | Leonard Oragi | 15.09.2023 | 30,000 |
| 71 | Pius Machuki | 08.08.2023 | 348,140 |
| 72 | Pius Machuki | 08.08.2023 | 52,200 |
| 73 | Paul Makedi | 28.07.2023 | 15,700 |
| 74 | Paul Makedi | 28.07.2023 | 14,800 |
| 75 | Dorice A. Ayieko | 25.07.2023 | 25,000 |
| 76 | Margaret Gwela | 25.07.2023 | 39,700 |
| 77 | Margaret Gwela | 26.07.2023 | 6,600 |
| 78 | Habert Odhiambo | 17.07.2023 | 15,100 |
| 79 | Godfred Ouma Killo | 31.07.2023 | 18,500 |
| 80 | Elvis Ochieng | 04.08.2023 | 10,500 |
| 81 | Pius Machuki | 08.08.2023 | 52,200 |
| 82 | Linda Nyapola | 03.07.2023 | 70,600 |
| 83 | Jared Okumu | 04.06.2024 | 22,400 |
| 84 | Dorice A. Ayieko | 04.06.2024 | 10,300 |

(Maranda High School)

Annual Report and Financial Statements For the year ended 30 June 2024

| | | | |
|-----|---------------------|------------|-------------------------|
| 85 | Leonrad Oragi | 04.07.2023 | 36,300 |
| 86 | Leonard Oragi | 07.07.2023 | 51,700 |
| 87 | Margaret Gwela | 10.07.2023 | 24,600 |
| 88 | Samuel Owuor | 18.01.2024 | 27,000 |
| 89 | Peter Ochieng Owuor | 14.11.2023 | 148,000 |
| 90 | Linda Nyapola | 25.07.2023 | 39,000 |
| 91 | Margaret Gwela | 20.11.2023 | 24,400 |
| 92 | Margaret Gwela | 1.11.2023 | 48,750 |
| 93 | Pius Machuki | | 47,000 |
| 94 | Margaret Gwela | | 21,200 |
| 95 | Linda Nyapola | 11.06.2023 | 20,300 |
| 96 | Margaret Gwela | | 10,930 |
| 97 | Clarence Majani | 15.09.2023 | 100,500 |
| 98 | Rose Oduor | 12.10.2023 | 7,900 |
| 99 | Austine Oduor | | 16,200 |
| 100 | Margaret Gwela | 12.10.2023 | 7,000 |
| 101 | Moses Sukurah | 09.10.2023 | 28,000 |
| 102 | Clarence Majani | 19.09.2023 | 36,000 |
| 103 | Peter Omondi Okumu | 04.08.2023 | 10,500 |
| 104 | Margaret Gwela | 27.05.2024 | 16,600 |
| 105 | Margaret Gwela | 06.06.2024 | 27,830 |
| 106 | Leonard Oragi | 21.06.2024 | 57,000 |
| 107 | Margaret Gwela | 20.02.2024 | 21,000 |
| 108 | Daniel Nyamboga | 13.06.2024 | 20,000 |
| 109 | Margaret Gwela | 13.03.2024 | 21,000 |
| 110 | Erick Mito | 10.06.2024 | 78,600 |
| 111 | Immaculate Owiti | 11.07.2023 | 63,000 |
| 112 | Peter Andango | 11.06.2023 | <u>23,300</u> |
| | | | <u>5,672,767</u> |