


REPUBLIC OF KENYA



REPORT


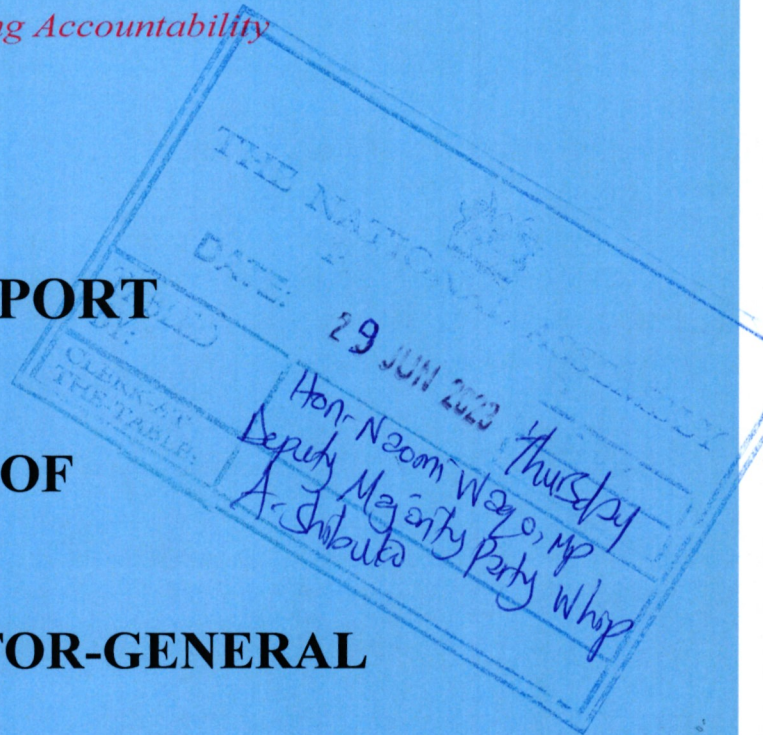

OF

THE AUDITOR-GENERAL

ON

**NATIONAL GOVERNMENT
CONSTITUENCIES DEVELOPMENT FUND -
WAJIR NORTH CONSTITUENCY**

**FOR THE YEAR ENDED
30 JUNE, 2022**





25 APR 2022



**WAJIR NORTH CONSTITUENCY
NATIONAL GOVERNMENT CONSTITUENCIES DEVELOPMENT FUND**

REPORTS AND FINANCIAL STATEMENTS

**FOR THE FINANCIAL YEAR ENDED
30th JUNE 2022**

Prepared in accordance with the Cash Basis of Accounting Method under the International Public Sector Accounting Standards (IPSAS)

Wajir North Constituency
National Government Constituencies Development Fund (NG-CDF)
Annual Report and Financial Statements for The Year Ended June 30, 2022

Table of Contents

	Page
I. Key Constituency Information and Management.....	iii
II. NG-CDFC Chairman’s Report.....	vii
III. Statement Of Performance Against Predetermined Objectives for FY2021/22	x
IV. Environmental and Sustainability Reporting.....	xii
V. Statement Of Management Responsibilities	xvi
VI. Report Of the Independent Auditors On The NGCDF- Wajir North Constituency.....	xviii
VII. Statement Of Receipts and Payments for the Year Ended 30th June 2022	1
VIII. Statement Of Assets and Liabilities As At 30 th June, 2022	2
IX. Statement Of Cash Flows for The Year Ended 30th June 2022	3
X. Summary Statement of Appropriation for The Year Ended 30 th June 2022.....	4
X. Budget Execution By Sectors And Projects For The Year Ended 30 th June 2022	6
XI. Significant Accounting Policies.....	19
XII. Notes To the Financial Statements	25

I. Key Constituency Information and Management

(a) Background information

The National Government Constituencies Development Fund (NG-CDF) formerly Constituencies Development Fund (CDF), is established under the NG-CDF Act 2015 as amended in 2016. The Act is a successor to the Constituencies Development Fund (CDF) Act of 2003 which initiated the Fund and its subsequent amendments/reviews of 2007 and 2013. At cabinet level, NG-CDF is represented by the Cabinet Secretary for the Treasury, who is responsible for the general policy and strategic direction of the Fund.

Mandate

The mandate of the Fund as derived from sec (3) of NG-CDF Act, 2015 is to:

- a) Recognize the constituency as a platform for identification, performance and implementation of national government functions;
- b) Facilitate the performance and implementation of national government functions in all parts of the Republic pursuant to Article 6(3) of the Constitution;
- c) Provide for the participation of the people in the determination and implementation of identified national government development projects at the constituency level pursuant to Article 10(2)(a) of the Constitution;
- d) Promote the national values of human dignity, equity, social justice, inclusiveness, equality, human rights, non-discrimination and protection of the marginalized pursuant to Article 10 (2) (b) of the Constitution;
- e) Provide for the sustainable development of all parts of the Republic pursuant to Article 10 (2) (d) of the Constitution;
- f) Provide a legislative and policy framework pursuant to Article 21 (2) of the Constitution for the progressive realization of the economic and social rights guaranteed under Article 43 of the Constitution;
- g) Provide mechanisms for the National Assembly to deliberate on and resolve issues of concern to the people as provided for under Article 95 (2) of the Constitution;
- h) provide for a public finance system that promotes an equitable society and in particular expenditure that promotes equitable development of the country by making special provisions for marginalized groups and areas pursuant to Article 201 (b) (iii) of the Constitution;

Wajir North Constituency

National Government Constituencies Development Fund (NG-CDF)

Annual Report and Financial Statements for The Year Ended June 30, 2022

- i) Authorize withdrawal of money from the Consolidated Fund as provided ' under Article 206 (2) (c) of the Constitution;
- j) Provide mechanisms for the National Assembly to facilitate the involvement of the people in the identification and implementation of projects for funding by the national government at the constituency level; and
- k) Provide for mechanisms for supplementing infrastructure development at the constituency level in matters falling within the functions of the national government at that level in accordance with the Constitution

Vision

Equitable Socio-economic development countrywide

Mission

To provide leadership and policy direction for effective and efficient management of the Fund

Core Values

1. **Patriotism** – we uphold the national pride of all Kenyans through our work
2. **Participation of the people**- We involve citizens in making decisions about programmes we fund
3. **Timeliness** – we adhere to prompt delivery of service
4. **Good governance** – we uphold high standards of transparency, accountability, equity, inclusiveness and integrity in the service of the people
5. **Sustainable development** – we promote development activities that meet the needs of the present without compromising the ability of future generations to meet their own needs.

Functions of NG-CDF Committee

The Functions of the NG-CDF Committee is as outlined in section 11 of The National Government Constituencies Development Fund Regulations, 2016.

(b) Key Management

The Wajir North Constituency NG-CDF day-to-day management is under the following key organs:

- i. National Government Constituencies Development Fund Board (NG-CDFB)

*Wajir North Constituency
National Government Constituencies Development Fund (NG-CDF)
Annual Report and Financial Statements for The Year Ended June 30, 2022*

ii. National Government Constituency Development Fund Committee (NG-CDFC)

(c) Fiduciary Management

The key management personnel who held office during the financial year ended 30th June 2022 and who had direct fiduciary responsibility were:

No	Designation	Name
1.	A.I.E holder	Mohamed I. Jattani
2.	Sub-County Accountant	Rashid Ahmed
3.	Chairman NGCDFC	Yussuf Abdullahi
4.	Member NGCDFC	Halima Abdulahi

(d) Fiduciary Oversight Arrangements

The Audit and Risk Management Committee (ARMC) of NG-CDF Board provide overall fiduciary oversight on the activities of Wajir North Constituency NG-CDF. The reports and recommendation of ARMC when adopted by the NG-CDF Board are forwarded to the Constituency Committee for action. Any matters that require policy guidance are forwarded by the Board to the Cabinet Secretary and National Assembly Select Committee.

(e) Wajir North Constituency NG-CDF Headquarters

P.O. Box 197 - 60300
MOYALE
Bute sub-county-opposite DCC-residence

(f) WAJIR NORTH Constituency NG-CDF Contacts

Telephone: (254) 729466330
E-mail: cdfwajirnorth.ngcdf.go.ke
Website: www.ngcdf.go.ke

(g) Wajir North Constituency NG-CDF Bankers

First community (Kenya) Limited
WAJIR Branch
P.O. Box 657 - 60300
WAJIR, Kenya

Equity Bank (Kenya) Limited.
800078777

(h) Independent Auditors

Auditor -General
Office of the Auditor- General
Anniversary Towers, University Way
P.O. Box 30084
GPO 00100
Nairobi, Kenya

(i) Principal Legal Adviser

The Attorney General
State Law Office
Harambee Avenue
P.O. Box 40112
City Square 00200
Nairobi, Kenya

II. NG-CDFC Chairman’s Report



WAJIR NORTH NG-CDF has in the financial year 2021/22 received a disbursement of Kshs 170,088,879. This includes unutilized funds of Ksh 56,058,264 from previous periods and Ksh 137,088,879 received as part of this year’s allocation of Ksh 137,088,879. This makes current balance of undisbursed funds from the Board to be Ksh 16,788,879.

Out of the Kshs 170,088,879 received the constituency spent Kshs 209,479,460. This indicates translates to a favourable absorption rate of 123% despite operating with a unique environmental context of the post Covid-19 pandemic. Further, the amounts spent was more than the current year allocation by Kshs 72,390,581 which is due to unutilized funds at the beginning of the Financial Year.

Below we present a graphical presentation of the annual allocation and actual amounts spent in FY 2021/22


1. BUDGET FOR THE FY 2021/22 VS EXPENDITURE

RECEIPTS VS PAYMENTS



2. COMPARISON BETWEEN FINANCIAL YEAR 2021/2022 & FINANCIAL YEAR 2020/2021

COMPARISON BETWEEN FY 2021/22 VS 2020/21



Key Achievements:

The greatest achievements are in project implementation which included improvement of learning structures in schools by construction of classrooms and administration blocks:

Emerging issues:

Emerging issues include:

1. High demand for bursary due to high poverty index.
2. High cost of building materials due making the cost of building a classrooms higher and hence less number are allocated funds in the Financial Year

Challenges:

1. Some schools are inaccessible due to poor road networks

Pictorials

The management also constructed several classes during the financial year to create conducive environment for learning:


Sample of the classrooms constructed:

Wajir North Constituency


National Government Constituencies Development Fund (NG-CDF)

Annual Report and Financial Statements for The Year Ended June 30, 2022

1. **KORONDILE BOYS SEC SCHOOL-** school fencing, covering 3000ft, 3.5m, Phase 1 of the project is complete



2. **BUTE BOYS SEC SCHOOL-** Fencing of school compound, the whole project is complete



.....


Name : Yussuf Abdullahi Ali

CHAIRMAN NG-CDF COMMITTEE

III. Statement of Performance Against Predetermined Objectives for Financial Year 2021/2022

Introduction

Section 81 (2) (f) of the Public Finance Management Act, 2012 requires that, at the end of each financial year, the Accounting officer when preparing financial statements of each National Government entity in accordance with the standards and formats prescribed by the Public Sector Accounting Standards Board includes a statement of the national government entity's performance against predetermined objectives.

The key development objectives of *Wajir North Constituency 2018-2022* plan are to:

- To mobilize more resources for community development.
- To improve safe water supply.
- To improve the health standards of the constituency.
- To improve infrastructure, especially schools and roads within the constituency.
- To build capacity of the community to implement development projects.
- Empower and training of youth

Progress on attainment of Strategic development objectives

For purposes of implementing and cascading the above development objectives to specific sectors, all the development objectives were made specific, measurable, achievable, realistic and time-bound (SMART) and converted into development outcomes. Attendant indicators were identified for reasons of tracking progress and performance measurement. Below we provide the progress on attaining the stated objectives:

Constituency Program	Objective	Outcome	Indicator	Performance
Education	To have all children of school going age attending school	Increased enrolment in primary schools and improved transition to secondary schools and tertiary institutions	<ul style="list-style-type: none"> - number of usable physical infrastructure build in primary, secondary, and tertiary institutions - number of bursary beneficiaries at all levels 	In FY 2021/22 -we increased number of classrooms from 60 to 80, dormitories from 12 to 16, laboratories from 11 to 14 - Bursary beneficiaries at all levels were 2,350
Security	To have	increased	Improved security	In FY 2021/22

Wajir North Constituency

National Government Constituencies Development Fund (NG-CDF)

Annual Report and Financial Statements for The Year Ended June 30, 2022

	conducive working environment for security agencies	construction of chief's office	in the area	we have increased construction security offices from 20 to 21: Malkaguta chiefs office and
Environment	To improve environment by carrying out environmental activities	Increased planting of trees both indigenous and fruit trees	Improved environment	in the FY 2021/22, the constituency did not implement environment activity.
Sports	To empower youth through sports activities	Increased sports activities through Wajir North tournament	Improved youth empowerment	Constituency carried out sports activity to improve talents and awareness
Disaster Management	To mitigate disasters through disaster management	Increased capacity building on disaster management	Improved awareness	The constituency responded to various emergency cases in the constituency through funding of various emergency projects

IV. Environmental and Sustainability Reporting

Wajir North NG-CDF exists to transform lives. This is our purpose; the driving force behind everything we do. It's what guides us to deliver our strategy, which is founded on social sector, namely, Education & Training, Security Sector Support, Environment, and Sports. This pillar also makes special provisions for Kenyans with various disabilities and previously marginalized communities.

1. Sustainability strategy and profile -

To ensure sustainability of Wajir North NG CDF, the committee funds the following key sectors with the following sustainable priorities.

- a. **Education and Training:** Wajir North NG-CDF focus on human capital for constituency development is entrenched in its strategy to support needy and bright students from each ward of the constituency. The intention is to empower the constituents such that in years to come, the beneficiaries at secondary school levels would have transitioned to Tertiary institutions while those at tertiary level would have transitioned to the job market as employees or employers thereby contributing positively to the economic growth of the constituency. This strategy takes care of both marginalised groups including girls and people living with disabilities.
- b. **Security Sector Support:** Among its key pillars; NG-CDF has security as a priority area with intention to provide better working environment for the security providers within the constituency as well a secure constituency. The strategy is to have a long-term collaborative working approach that enhances community engagement in security activities. This is aimed at eliminating crime and vices in the long run by providing a better working environment for the law enforcement agencies while collaborating with community in trust on matters of security.
- c. **Environment:** The Constituency acknowledges that all its operation has an impact on environment. Cognizant of the Sustainable development goals, the NG-CDF has allocated part of its budget on environment conservation through activities such as tree planting, water conservation, sensitization forums for agro-forestry as well as best practices to reduce soil erosion.

- d. **Sports:** The NG-CDF has taken sports as a key pillar of cohesion and integration. To sustain this pillar, the strategy taken is that of developing skills through sports with intention of identifying, nurturing talent and encouraging physical fitness among the constituents.

To attain this level of sustainability, we acknowledge challenges currently arising from the effects of Covid- 19 that have adversely affected the sporting activities and thereby limiting the potential benefits envisaged in using sports as development strategy within the constituency. On macro levels FY 2021/2022 has been a challenging year with limited funding towards these activities which may hamper the success of priority strategies undertaken.

2. Environmental performance

NG-CDF Wajir North carried out environmental activities in the FY 2021/2022 to a tune of Kshs 1,700,000. This was the cost of construction of toilets and hence improve sanitation

3. Employee welfare

We invest in providing the best working environment for our employees. Wajir North constituency recruitment is guided by Employment Act, NG-CDF Act and other regulations as issued from time to time. In line with the law and regulations, the Constituency offers equal opportunity to all while adhering to the one third gender rule and special groups. We also Recognize and appreciate of our employees for exemplary performance. The reward and sanctions system is based on performance appraisal.

The constituency promotes a healthy lifestyle and provides all employees with health insurance cover through a reliable insurance Scheme. Employees are encouraged and supported to continually build on their skills and knowledge. Wajir North constituency invests in capacity building programs for employees. These include courses on technical competencies relevant to each employee and continuous sensitization on cross cutting issues.

The committee has a policy on safety in compliance with Occupational Safety and Health Act of 2007, (OSHA) and has ensured the work environment is conducive for everybody in terms of movement and accessibility within the office. The Constituency has also put in place disaster mitigating measures including fire extinguishers and accessible escape routes in case of emergency.

4. Market place practices-

Wajir North NG-CDF Constituency is committed to fair and ethical market practises.

The Procurement of goods and services is done through a transparent and competitive bidding process that allows equal opportunities to all participants. We support local vendors drawn from the constituency for purposes of uplifting them economically. Our ethical market practises ensure the fund get value for money on all goods and services procured.

We are also committed to healthy relations with our suppliers which is enhanced through organized sensitization forums that relate to the procurement legal framework and ethical subject matters. We are dedicated to honouring all contracts and settling payments promptly.

NG-CDF has put in efforts to ensure:

- a) Responsible competition practice by encouraging fair competition and zero tolerance to corruption
- b) Good business practice including cordial Supply chain and supplier relations by honouring contracts and respecting payment practices.
- c) Responsible marketing and advertisement
- d) Product stewardship by safeguarding consumer rights and interest

5. Community Engagements-

Wajir North NG-CDF has endeavoured to sustain community engagement through CSR as well as appreciating our existence through engaging local contractors and suppliers when necessary. We have also engaged the community through sports and community projects.

Public Participation in Project Identification and Implementation and Monitoring

The NG-CDFC deliberated on project proposals from all the wards in the constituency and considered the most beneficial to the constituency, considering the national development plans and policies and the constituency strategic development plan. The identified list of priority projects, both immediate and long term, was submitted to the NG CDF Board in accordance with the Act.

*Wajir North Constituency
National Government Constituencies Development Fund (NG-CDF)
Annual Report and Financial Statements for The Year Ended June 30, 2022*

Public participation is the process that directly engages the concerned stakeholders in decision-making and gives full consideration to public input in making that decision.

The NG-CDFC during bursary programme, engaged the community through the community leaders to identify the needy students to be awarded with the bursary.

Public Awareness

This includes mechanisms for participation and cooperation with local, regional and national agencies, and for conducting community based needs assessments and public awareness campaigns and holding community meetings.

Wajir North NG-CDF has continually practiced public participation and public awareness during project identification and proposal collections in all the wards in the constituency.



.....
Name: Mohamed Jattani

Fund Account Manager

V. Statement of Management Responsibilities

Section 81 (1) of the Public Finance Management Act, 2012 requires that, at the end of each financial year, the accounting officer for a National Government Entity shall prepare financial statements in respect of that entity. Section 81 (3) requires the financial statements so prepared to be in a form that complies with relevant accounting standards as prescribed the Public Sector Accounting Standards Board of Kenya from time to time.

The Accounting Officer in charge of the NG-CDF-Wajir North Constituency is responsible for the preparation and presentation of the entity's financial statements, which give a true and fair view of the state of affairs of the entity for and as at the end of the financial year (period) ended on June 30, 2022. This responsibility includes: (i) maintaining adequate financial management arrangements and ensuring that these continue to be effective throughout the reporting period; (ii) maintaining proper accounting records, which disclose with reasonable accuracy at any time the financial position of the entity; (iii) designing, implementing and maintaining internal controls relevant to the preparation and fair presentation of the financial statements, and ensuring that they are free from material misstatements, whether due to error or fraud; (iv) safeguarding the assets of the entity; (v) selecting and applying appropriate accounting policies; and (vi) making accounting estimates that are reasonable in the circumstances.

The Accounting Officer in charge of the NG-CDF Wajir North Constituency accepts responsibility for the entity's financial statements, which have been prepared on the Cash Basis Method of Financial Reporting, using appropriate accounting policies in accordance with International Public Sector Accounting Standards (IPSAS). The Accounting Officer is of the opinion that the *Wajir North* financial statements give a true and fair view of the state of entity's transactions during the financial year ended June 30, 2022, and of the entity's financial position as at that date. The Accounting Officer charge of the NG-CDF Wajir North Constituency further confirms the completeness of the accounting records maintained for the *Wajir North*, which have been relied upon in the preparation of the entity's financial statements as well as the adequacy of the systems of internal financial control.

The Accounting Officer in charge of the NG-CDF Wajir North Constituency confirms that the *constituency* has complied fully with applicable Government Regulations and the terms of external

*Wajir North Constituency
National Government Constituencies Development Fund (NG-CDF)
Annual Report and Financial Statements for The Year Ended June 30, 2022*

financing covenants (where applicable), and that the entity's funds received during the year under audit were used for the eligible purposes for which they were intended and were properly accounted for. Further the Accounting Officer confirms that the *Wajir North*'s financial statements have been prepared in a form that complies with relevant accounting standards prescribed by the Public Sector Accounting Standards Board of Kenya.

Approval of the financial statements

The NG-CDF Wajir North Constituency financial statements were approved and signed by the Accounting Officer on 26/04 2023




.....
Name: Yussuf Abdullahi Ali
Chairman – NGCDF Committee



.....
Name: Mohamed Jatani
Fund Account Manager

REPUBLIC OF KENYA

Telephone: +254-(20) 3214000
E-mail: info@oagkenya.go.ke
Website: www.oagkenya.go.ke



HEADQUARTERS
Anniversary Towers
Monrovia Street
P.O. Box 30084-00100
NAIROBI

REPORT OF THE AUDITOR-GENERAL ON NATIONAL GOVERNMENT CONSTITUENCIES DEVELOPMENT FUND - WAJIR NORTH CONSTITUENCY FOR THE YEAR ENDED 30 JUNE, 2022

PREAMBLE

I draw your attention to the contents of my report which is in three parts:

- A. Report on the Financial Statements that considers whether the financial statements are fairly presented in accordance with the applicable financial reporting framework, accounting standards and the relevant laws and regulations that have a direct effect on the financial statements.
- B. Report on Lawfulness and Effectiveness in Use of Public Resources which considers compliance with applicable laws, regulations, policies, gazette notices, circulars, guidelines and manuals, whether public resources are applied in a prudent, efficient, economic, transparent and accountable manner to ensure Government achieves value for money and that such funds are applied for the intended purpose.
- C. Report on Effectiveness of Internal Controls, Risk Management and Governance which considers how the Fund has instituted checks and balances to guide internal operations. This responds to the effectiveness of the governance structure, the risk management environment and the internal controls, developed and implemented by those charged with governance for orderly, efficient and effective operations of the Fund.

An unmodified opinion does not necessarily mean that the Fund has complied with all relevant laws and regulations and that its internal controls, risk management and governance systems are properly designed and were working effectively in the financial year under review.

The three parts of the report are aimed at addressing the statutory roles and responsibilities of the Auditor-General as provided by Article 229 of the Constitution, the Public Finance Management Act, 2012 and the Public Audit Act, 2015. The three parts of the report when read together constitute the report of the Auditor-General.

REPORT ON THE FINANCIAL STATEMENTS

Qualified Opinion

I have audited the financial statements of National Government Constituencies Development Fund - Wajir North Constituency set out on pages 1 to 44, which comprise

the statement of assets and liabilities as at 30 June, 2022 and the statement of receipts and payments, statement of cash flows and summary statement of appropriation for the year then ended, and a summary of significant accounting policies and other explanatory information in accordance with the provisions of Article 229 of the Constitution of Kenya and Section 35 of the Public Audit Act, 2015. I have obtained all the information and explanations which, to the best of my knowledge and belief were necessary for the purpose of the audit.

In my opinion, except for the effect of the matters described in the Basis for Qualified Opinion section of my report, the financial statements present fairly, in all material respects, the financial position of National Government Constituencies Development Fund - Wajir North Constituency as at 30 June, 2021 and of its financial performance and its cash flows for the year then ended, in accordance with International Public Sector Accounting Standards (Cash Basis), and comply with the Public Finance Management Act, 2012 and the National Government Constituencies Development Fund Act, 2015.

Basis for Qualified Opinion

1. Cash and Cash Equivalent - Stale Cheques

The statement of financial position reflects cash and cash equivalents balance of Kshs.18,641,683. Review of the bank reconciliation statement for the month of June, 2022 revealed that one of the reconciling items was payments in cash not yet recorded in bank statements (unpresented cheques) amount of Kshs.27,657,317 which included stale cheques totalling to Kshs.4,775,658. However, the cheques were not reversed in the cash book and later re-issued.

In the circumstances, the accuracy of cash and cash equivalents balance of Kshs.18,641,683 could not be confirmed.

2. Unsupported Social Security Programme (NHIF) Funds

The statement of receipts and payments reflects other grants and transfers balance of Kshs.51,339,277 which, as disclosed in Note 7 to the financial statements, includes social security programme (NHIF) amount of Kshs.3,000,000 paid for members of the public within the constituency. However, Management did not provide for audit criteria used to select the beneficiaries and details of the beneficiaries.

In the circumstances, value for money of the expenditure of Kshs.3,000,000 could not be confirmed.

3. Unsupported PMC Bank Balances

Annex 5 to the financial statements reflects Project Management Committee (PMC) bank balances relating to various schools totalling to Kshs.2,463,201 whose supporting certificates of bank were not provided for audit.

In the circumstances, the accuracy and completeness of the amount of Kshs.2,463,201 could not be confirmed.

The audit was conducted in accordance with International Standards of Supreme Audit Institutions (ISSAIs). I am independent of the National Government Constituencies Development Fund - Wajir North Constituency Management in accordance with ISSAI 130 on Code of Ethics. I have fulfilled other ethical responsibilities in accordance with the ISSAI and in accordance with other ethical requirements applicable to performing audits of financial statements in Kenya. I believe that the audit evidence I have obtained is sufficient and appropriate to provide a basis for my qualified opinion.

Key Audit Matters

Key audit matters are those matters that, in my professional judgment, are of most significance in the audit of the financial statements. There were no key audit matters to report in the year under review.

Other Matter

1. Budgetary Control and Performance

The summary statement of appropriation reflects final receipts budget and actual on comparable basis amounts of Kshs.242,936,022 and Kshs.226,147,143, resulting in an underfunding of Kshs.16,788,879 (or 7% of the budget). Similarly, the Fund spent Kshs.207,512,460 against an approved budget of Kshs.242,936,022, resulting in an under-expenditure of Kshs.35,430,562 (or 15% of the budget).

The under-performance affected planned activities and may have impacted negatively on service delivery to the constituents of Wajir North.

2. Unresolved Prior Year Matters

Various audit issues included in the audit report for the previous year remained unresolved as at 30 June, 2022 as disclosed in the Progress on Follow-Up of Auditor Recommendation section of my report. Management did not provide reasons for the delay in resolving the prior year audit issues.

REPORT ON LAWFULNESS AND EFFECTIVENESS IN USE OF PUBLIC RESOURCES

Conclusion

As required by Article 229(6) of the Constitution, based on the audit procedures performed, except for the matters described in the Basis for Conclusion on Lawfulness and Effectiveness in Use of Public Resources section of my report, I confirm that, nothing else has come to my attention to cause me to believe that public resources have not been applied lawfully and in an effective way.

Basis for Conclusion

1. Non-Provision Evidence of Project Administration Expenses and Bank Statements

The statement of receipts and payments reflects transfer to other Government units balance of Kshs.145,205,893 which, as disclosed in Note 6 to the financial statements,

includes transfers to secondary schools amount of Kshs.47,160,000. However, Management did not provide for audit evidence of project administration expense in respect of latter amount, contrary to Section 9 of the National Government Constituencies Development Fund Act, 2015, which stipulates that the Project Management Committee shall set aside a sum not exceeding five per centum of the total allocation for the project to cater for the administration expenses of the project. In addition, the Project Management Committee did not provide bank statements to confirm whether the contractors were paid as per the terms of contracts.

In the circumstances, the amount and percentage of the Secondary Schools project administration expenses paid could not be established.

2. Irregularities in the Procurement of Projects for Primary Schools

The statement of receipts and payments reflects transfer to other Government units balance of Kshs.145,205,893 which, as disclosed in Note 6 to the financial statements, includes transfers to primary schools amount of Kshs.98,045,893. However, review of payment vouchers worth Kshs.23,556,752 relating to the latter amount revealed that the contractors were not registered as required by Section 57(1) of Public Procurement and Asset Disposal Act, 2015. Further, projects worth Kshs.3,900,000 implemented by the Project Management Committees lacked completion certificates by public works officer.

In addition, the amount of Kshs.98,045,893 includes Kshs.2,000,000 disbursed to Igho Roble Primary School for construction of an administration block comprising four (4) offices and two (2) pit latrines to completion, and Kshs.1,700,000 disbursed to Malkaguf Primary School for renovation of three (3) classrooms. However, audit inspection of these projects revealed that they had not been labelled as required by Regulation 11(1)(cc) of the National Government Constituencies Development Fund Regulations, 2016.

Further, the advertisement for a borehole and road projects worth Kshs.15,497,250 were done within the Constituency instead of through national open tender as required by Section 96(1) and (2) of the Public Procurement and Asset Disposal Act, 2015.

In the circumstances, Management was in breach of the law.

The audit was conducted in accordance with ISSAI 4000. The standard requires that I comply with ethical requirements and plan and perform the audit to obtain assurance about whether the activities, financial transactions and information reflected in the financial statements are in compliance, in all material respects, with the authorities that govern them. I believe that the audit evidence I have obtained is sufficient and appropriate to provide a basis for my conclusion.

REPORT ON EFFECTIVENESS OF INTERNAL CONTROLS, RISK MANAGEMENT AND GOVERNANCE

Conclusion

As required by Section 7(1)(a) of the Public Audit Act, 2015, based on the audit procedures performed, except for matter described in the Basis for Conclusion on

Effectiveness of Internal Controls, Risk Management and Governance section of my report, I confirm that, nothing else has come to my attention to cause me to believe that internal controls, risk management and overall governance were not effective.

Basis for Conclusion

Fixed Assets - Lack of Ownership Documents for Land

Annex 4 to the financial statements on summary of fixed asset register reflects total assets value of Kshs.11,492,122 as at 30 June, 2022. Review of the assets register provided for audit revealed that the Fund's office structure was built on the land owned by the Fund. However, the Management has not obtained ownership documents for the land in form of title deed or allotment letter as provisional ownership document. Further, the land valuation had not been done and thus, the market value could not be confirmed.

In the circumstances, the ownership and valuation of the Land could not be confirmed.

The audit was conducted in accordance with ISSAI 2315 and ISSAI 2330. The standards require that I plan and perform the audit to obtain assurance about whether effective processes and systems of internal control, risk management and overall governance were operating effectively, in all material respects. I believe that the audit evidence I have obtained is sufficient and appropriate to provide a basis for my conclusion.

Responsibilities of Management and those Charged with Governance

Management is responsible for the preparation and fair presentation of these financial statements in accordance with International Public Sector Accounting Standards (Cash Basis) and for maintaining effective internal control as Management determines is necessary to enable the preparation of financial statements that are free from material misstatement, whether due to fraud or error and for its assessment of the effectiveness of internal control, risk management and governance.

In preparing the financial statements, Management is responsible for assessing the Fund's ability to continue to sustain its services, disclosing, as applicable, matters related to sustainability of services and using the applicable basis of accounting, unless Management is aware of the intention to terminate the Fund or to cease operations.

Management is also responsible for the submission of the financial statements to the Auditor-General in accordance with the provisions of Section 47 of the Public Audit Act, 2015.

In addition to the responsibility for the preparation and presentation of the financial statements described above, Management is also responsible for ensuring that the activities, financial transactions and information reflected in the financial statements are in compliance with the authorities which govern them and that public resources are applied in an effective way.

Those charged with governance are responsible for overseeing the Fund's financial reporting process, reviewing the effectiveness of how Management monitors compliance

with relevant legislative and regulatory requirements, ensuring that effective processes and systems are in place to address key roles and responsibilities in relation to governance and risk management and ensuring the adequacy and effectiveness of the control environment.

Auditor-General's Responsibilities for the Audit

The audit objectives are to obtain reasonable assurance about whether the financial statements as a whole are free from material misstatement, whether due to fraud or error, and to issue an auditor's report that includes my opinion in accordance with the provisions of Section 48 of the Public Audit Act, 2015 and submit the audit report in compliance with Article 229(7) of the Constitution. Reasonable assurance is a high level of assurance, but is not a guarantee that an audit conducted in accordance with ISSAIs will always detect a material misstatement and weakness when it exists. Misstatements can arise from fraud or error and are considered material if, individually or in the aggregate, they could reasonably be expected to influence the economic decisions of users taken on the basis of these financial statements.

In addition to the audit of the financial statements, a compliance audit is planned and performed to express a conclusion about whether, in all material respects, the activities, financial transactions and information reflected in the financial statements are in compliance with the authorities that govern them and that public resources are applied in an effective way, in accordance with the provisions of Article 229(6) of the Constitution and submit the audit report in compliance with Article 229(7) of the Constitution.

Further, in planning and performing the audit of the financial statements and audit of compliance, I consider internal control in order to give an assurance on the effectiveness of internal controls, risk management and governance processes and systems in accordance with the provisions of Section 7(1)(a) of the Public Audit Act, 2015 and submit the audit report in compliance with Article 229(7) of the Constitution. My consideration of the internal control would not necessarily disclose all matters in the internal control that might be material weaknesses under the ISSAIs. A material weakness is a condition in which the design or operation of one or more of the internal control components does not reduce to a relatively low level the risk that misstatements caused by error or fraud in amounts which would be material in relation to the financial statements being audited may occur and not be detected within a timely period by employees in the normal course of performing their assigned functions.

Because of its inherent limitations, internal control may not prevent or detect misstatements and instances of non-compliance. Also, projections of any evaluation of effectiveness to future periods are subject to the risk that controls may become inadequate because of changes in conditions or that the degree of compliance with the Fund's policies and procedures may deteriorate.

As part of an audit conducted in accordance with ISSAIs, I exercise professional judgement and maintain professional skepticism throughout the audit. I also:

- Identify and assess the risks of material misstatement of the financial statements, whether due to fraud or error, design and perform audit procedures responsive to

those risks and obtain audit evidence that is sufficient and appropriate to provide a basis for my opinion. The risk of not detecting a material misstatement resulting from fraud is higher than for one resulting from error, as fraud may involve collusion, forgery, intentional omissions, misrepresentations or the override of internal control.

- Evaluate the appropriateness of accounting policies used and the reasonableness of accounting estimates and related disclosures made by the Management.
- Conclude on the appropriateness of the Management's use of the applicable basis of accounting and based on the audit evidence obtained, whether a material uncertainty exists related to events or conditions which may cast significant doubt on the Fund's ability to continue to sustain its services. If I conclude that a material uncertainty exists, I am required to draw attention in the auditor's report to the related disclosures in the financial statements or if such disclosures are inadequate, to modify my opinion. My conclusions are based on the audit evidence obtained up to the date of my audit report. However, future events or conditions may cause the Fund to cease to sustain its services.
- Evaluate the overall presentation, structure, and content of the financial statements, including the disclosures and whether the financial statements represent the underlying transactions and events in a manner that achieves fair presentation.
- Obtain sufficient appropriate audit evidence regarding the financial information and business activities of the Fund to express an opinion on the financial statements.
- Perform such other procedures, as I consider necessary in the circumstances.

I communicate with Management regarding, among other matters, the planned scope and timing of the audit and significant audit findings, including any significant deficiencies in internal control that are identified during the audit.

I also provide Management with a statement that I have complied with relevant ethical requirements regarding independence and to communicate with them all relationships and other matters that may reasonably be thought to bear on my independence and where applicable, related safeguards.


CPA Nancy Gathungu, CBS
AUDITOR-GENERAL

Nairobi

31 May, 2023

*Wajir North Constituency
National Government Constituencies Development Fund (NG-CDF)
Annual Report and Financial Statements for The Year Ended June 30, 2022*


VII. Statement of Receipts and Payments for the Year Ended 30th June 2022


	Note	2021 - 2022	2020 - 2021
			Kshs
RECEIPTS			
Transfers from NGCDF Board	1	170,088,879	169,467,724
Proceeds from Sale of Assets	2	-	-
Other Receipts	3	-	1,679,181
TOTAL RECEIPTS		170,088,879	171,146,906
PAYMENTS			
Compensation of employees	4	4,181,482	3,749,989
Use of goods and services	5	6,778,808	7,387,930
Transfers to Other Government Units	6	145,205,893	81,230,000
Other grants and transfers	7	51,339,277	34,751,021
Acquisition of Assets	8	-	1,607,122
Other Payments	9	-	-
TOTAL PAYMENTS		207,505,460	128,726,062
SURPLUS/DEFICIT		(37,416,581)	42,420,844

The accounting policies and explanatory notes to these financial statements form an integral part of the financial statements.

The Constituency financial statements were approved on 26/04/2023 and signed by:


Fund Account Manager


National Sub-County
Accountant


Chairman NG-CDF
Committee

Name: Mohamed Jatani

Name: Rashid Ahmed
ICPAK M/No:17483

Name: Yussuf Abdullahi Ali

Wajir North Constituency

National Government Constituencies Development Fund (NG-CDF)


Annual Report and Financial Statements for The Year Ended June 30, 2022

VIII. Statement of Assets and Liabilities as At 30th June, 2022


	Note	2021 - 2022	2020 - 2021
		Kshs	Kshs
FINANCIAL ASSETS			
Cash and Cash Equivalents			
Bank Balances (as per the cash book)	10A	18,634,683	56,058,264
Cash Balances (cash at hand)	10B	7,000	-
Total Cash and Cash Equivalents		18,641,683	56,058,264
Accounts Receivable			
Outstanding Imprests	11	-	-
TOTAL FINANCIAL ASSETS		18,641,683	56,058,264
FINANCIAL LIABILITIES			
Accounts Payable (Deposits)			
Retention	12A	-	-
Gratuity	12B	-	-
NET FINANCIAL ASSETS		18,641,683	56,058,264
REPRESENTED BY			
Fund balance b/fwd 1st July...	13	56,058,264	13,637,421
Prior year adjustments	14	-	-
Surplus/Deficit for the year		(37,416,581)	42,420,844
NET FINANCIAL POSITION		18,641,683	56,058,264

The accounting policies and explanatory notes to these financial statements form an integral part of the financial statements.


The Constituency financial statements were approved on 26/04/2023 and signed by:


Fund Account Manager

Name: Mohamed Jafani


National Sub-County
Accountant

Name: Rashid Ahmed
ICPAK M/No: 17483


Chairman NG-CDF
Committee

Name: Yussuf Abdullahi Ali

*Wajir North Constituency
National Government Constituencies Development Fund (NG-CDF)
Annual Report and Financial Statements for The Year Ended June 30, 2022*

IX. Statement of Cash Flows for the Year Ended 30th June 2022

		2021- 2022	2020- 2021
		Kshs	Kshs
Receipts from operating activities			
Transfers from NGCDF Board	1	170,088,879	169,467,724
Other Receipts	3	-	1,679,181
		170,088,879	171,146,906
Payments for operating activities			
Compensation of Employees	4	4,181,482	3,749,989
Use of goods and services	5	6,778,808	7,387,930
Transfers to Other Government Units	6	145,205,893	81,230,000
Other grants and transfers	7	51,339,277	34,751,021
Other Payments	9	-	-
		207,505,460	127,118,940
Adjusted for:			
Decrease/(Increase) in Accounts receivable	15	-	-
Increase/(Decrease) in Accounts Payable	16	-	-
Prior year Adjustments	14	-	-
Net Adjustments		-	-
Net cash flow from operating activities		(37,416,581)	44,027,966
CASHFLOW FROM INVESTING ACTIVITIES			
Proceeds from Sale of Assets	2	-	-
Acquisition of Assets	8	-	(1,607,122)
Net cash flows from Investing Activities		-	(1,607,122)
NET INCREASE IN CASH AND CASH EQUIVALENT		(37,416,581)	42,420,844
Cash and cash equivalent at BEGINNING of the year	10	56,058,264	13,637,421
Cash and cash equivalent at END of the year		18,641,683	56,058,264

The Constituency financial statements were approved on 26/04/2023 and signed by:

Fund Account Manager

Name: Mohamed Jatani

National Sub-County Accountant

Name: Rashid Ahmed
ICPAK M/No: 17483

Chairman NG-CDF Committee

Name: Yusuuf Abdullahi Ali

Summary Statement of Appropriation for the Year Ended 30th June 2022

Receipt/Expense Item	Original Budget	Adjustments		Final Budget	Actual on Comparable Basis	Budget Utilisation Difference	% of Utilisation
		Opening Balance (C/Bk) and AIA	Previous years Outstanding Disbursements				
	a		b	c=a+b	d	e=c-d	f=d/c %
RECEIPTS							
Transfers from NG-CDF Board	137,088,879	56,058,264	49,788,879	242,936,022	226,147,143	16,788,879	93.0%
Proceeds from Sale of Assets				0	-	-	-
Other Receipts				0	-	-	-
TOTAL RECEIPTS	137,088,879	56,058,264	49,788,879	242,936,022	226,147,143	16,788,879	
PAYMENTS							
Compensation of Employees	3,980,000	1,605,667	0	5,585,667	4,181,482	1,404,185	74.9%
Use of goods and services	8,357,699	1,247,821	18,908	9,624,428	6,778,808	2,845,620	70.4%
Transfers to Other Government Units	73,858,673	44,974,170	47,269,971	166,102,814	145,205,893	20,896,921	87.4%
Other grants and transfers	50,892,507	8,230,606	2,500,000	61,623,113	51,339,277	10,283,836	83.3%
Acquisition of Assets	0	0		0	-	-	-
Other Payments	0	0		0	-	-	-
TOTAL	137,088,879	56,058,264	49,788,879	242,936,022	207,505,460	35,430,562	

Wajir North Constituency
National Government Constituencies Development Fund (NG-CDF)
Annual Report and Financial Statements for The Year Ended June 30, 2022

Reconciliation of Summary Statement of Appropriation to Statement of Assets and Liabilities	
Description	Amount
Budget utilisation difference totals	35,423,562
less undisbursed funds receivable from the Board as at 30th June 2021	16,788,879
Add Accounts payable (Cash in hand)	18,634,683
Less Accounts Receivable	7,000
Add/Less Prior Year Adjustments	0
Cash and Cash Equivalents at the end of the FY 2021/2022	18,634,683

The Constituency financial statements were approved on 26/04 2023 and signed by:


 Fund Account Manager


 National Sub-County Accountant

Name: Mohamed Jatani

Name: Rashid Ahmed
 ICPAK M/No: 17483


 Chairman NG-CDF Committee

Name: Yussuf Abdullahi Ali

Wajir North Constituency
National Government Constituencies Development Fund (NG-CDF)
Annual Report and Financial Statements for The Year Ended June 30, 2022

X. Budget Execution by Sectors and Projects for the Year Ended 30th June 2022

Programme/Sub-programme	Original Budget(a)	Adjustments(b)		Final Budget c = (a+b)	Actual on comparable basis(d)	Budget utilization difference(e = c-d)	% of Utilisation(f=d / c %)
		Opening Balance (C/Bk) and AIA	Previous years Outstanding Disbursements				
1.0 Administration and Recurrent	Kshs		Kshs	Kshs	Kshs	Kshs	
1.1 Compensation of employees	3,980,000	1,605,667		5,585,667	4,181,482	1,404,185	75%
1.2 Committee allowances	2,445,033	100,000		2,545,033	940,000	1,605,033	37%
1.3 Use of goods and services	1,800,000	14,892	18,908	1,833,800	1,679,608	154,192	92%
Total	8,225,033	1,720,559	18,908	9,964,500	6,801,090	3,163,410	
2.0 Monitoring and evaluation							
2.1 Capacity building	1,500,000	400,000		1,900,000	810,000	1,090,000	43%
2.2 Committee allowances	1,400,000	200,000		1,600,000	1,969,800	(369,800)	123%
2.3 Use of goods and services	1,212,666	532,929		1,745,595	1,379,400	366,195	79%
Total	4,112,666	1,132,929	-	5,245,595	4,159,200	1,086,395	

3.0 Emergency									
3.1 Primary Schools									
Danaba Primary School	700,000			700,000	700,000				100%
FMC									
Milkaded Primary School	665,000			665,000	665,000				100%
Milkaded Primary School	35,000			35,000	35,000				100%
Adajijobu Primary School	1,500,000			1,500,000	1,500,000				100%
Maalim Enterprises	2,449,920			2,449,920	2,449,920				100%
Abudullahi Abukar	235,200			235,200	235,200				100%
Comm of VAT	4,800			4,800	4,800				100%
Maalim Enterprises	480,000			480,000	480,000				100%
Maalim Enterprises	720,000			720,000	720,000				100%
3.5 Unutilised	402,287			402,287		402,287			
Total	7,192,207	-	-	7,192,207	6,789,920	402,287			
4.0 Bursary and Social Security									
4.1 Secondary Schools	9,000,000	1,995,000	3,000,000	13,995,000	6,609,000	7,386,000			47%
4.2 Tertiary Institutions	11,000,000	372,566		11,372,566	12,482,317	(1,109,751)			110%
4.3 Social Security	3,000,000			3,000,000	3,000,000				100%

*Wajir North Constituency
National Government Constituencies Development Fund (NG-CDF)
Annual Report and Financial Statements for The Year Ended June 30, 2022*

4.4 Special Needs									
Total	23,000,000	2,367,566	3,000,000	28,367,566	22,091,317	6,276,249			
5.0 Sports									
Total	5								
6.0 Environment									
Bate Girls		100,000		100,000	100,000			100%	
Bate Mixed Day Sec School		238,040		238,040	238,040			100%	
Bate Arid Zone Primary School		220,000		220,000	220,000			100%	
Malaba Primary School			100,000	100,000	100,000			100%	
Fumambua Primary School			400,000	400,000	400,000			100%	
Fulo Primary School		400,000		400,000	400,000			100%	
Total	-	958,040	500,000	1,458,040	1,458,040	-			
7.0 Primary Schools Projects									
Malaba Primary	8,000,000			8,000,000	7,499,500	500,500		94%	
Ololdine Primary	8,000,000			8,000,000	7,997,750	2,250		99.97%	
Waititi Primary	1,500,000			1,500,000	1,500,000			100%	
Beramo Primary	1,500,000			1,500,000					

1991-1992
National Government Constituencies Development Fund (NG-CDF)
Annual Report and Financial Statements for the Year Ended June 30, 1992

Direct Property	1,500,000	1,500,000		1,500,000	
Berario Primary	2,300,000	2,300,000		2,300,000	
Surayui Primary	900,000	900,000		900,000	
Ololthio Primary	100,000	100,000		100,000	
Berario Primary	1,000,000	1,000,000		1,000,000	
Resehia Primary	2,200,000	2,200,000		2,200,000	
Waruri Primary	1,500,000	1,500,000		1,500,000	
Gankilo Primary	1,500,000	1,500,000		1,500,000	
Nyala Primary	900,000	900,000		900,000	
Harado Primary	400,000	400,000		400,000	
Idhrostele Primary	400,000	400,000		400,000	
Arawa Primary	4,200,000	4,200,000		4,200,000	
Koroptho Primary	2,500,000	2,500,000		2,500,000	
Idhrostele Primary	219,834	219,834		219,834	
Nyate Primary	219,834	219,834		219,834	
Danzulle Primary	219,834	219,834		219,834	
Harado Primary	219,834	219,834		219,834	
	9	9,098,811	9,098,811	9,098,811	100%

*Wajir North Constituency
National Government Constituencies Development Fund (NG-CDF)
Annual Report and Financial Statements for The Year Ended June 30, 2022*

Bosicha Primary	219,834			219,834	219,834	219,834	-	100%
Jarti Primary	219,834			219,834	219,834	219,834	-	100%
Ololdine Primary	219,834			219,834	219,834	219,834	-	100%
Godoma NEF Primary	219,834			219,834	219,834	219,834	-	100%
Barsanija Primary	900,000			900,000	900,000	900,000	-	100%
Addojole Primary	400,000			400,000	400,000	400,000	-	100%
Daranle Primary	2,500,000			2,500,000	2,500,000	2,500,000	-	100%
Ololdine Primary	400,000			400,000	400,000	400,000	-	100%
Ogorji Primary	500,000			500,000	500,000	500,000	-	100%
Godoma NEF Primary	500,000			500,000	500,000	500,000	-	100%
Garkilo Primary	500,000			500,000	500,000	500,000	-	100%
Gurar Primary	500,000			500,000	500,000	500,000	-	100%
Danaba Primary	2,000,000			2,000,000	2,000,000	2,000,000	-	100%
Batalu Primary	1,500,000			1,500,000	1,500,000	1,500,000	-	100%
Idorable Primary School		2,300,000		2,300,000	2,300,000	2,300,000	-	100%
Operations Manager FB		5,000,000		5,000,000	5,000,000	5,000,000	-	100%
Malkagut Primary School		1,700,000		1,700,000	1,700,000	1,700,000	-	100%
Operations Manager FB		302,038		302,038	302,038	302,038	-	100%
Baranio Primary School								100%

National Government Constituencies Development Fund (NG-CDF)
Annual Report and Financial Statements for The Year Ended June 30, 2022

			500,000	500,000	500,000		
Duhema Ajawa FMC		5,500,000	5,500,000	5,500,000	-	100%	
Bararno Primary School		1,897,933	1,897,933	1,897,933	-	100%	
Adadyole		400,000	400,000	400,000	-	100%	
Adajijole Primary School FMC		1,995,000	1,995,000	1,995,000	-	100%	
Adajijole Primary School FMC		105,000	105,000	105,000	-	100%	
Ajawa Primary School		800,000	800,000	800,000	-	100%	
Baniija Primary School FMC		2,000,000	2,000,000	2,000,000	-	100%	
Bararno Primary School		1,500,000	1,500,000	1,500,000	-	100%	
Bararno Primary School		2,300,000	2,300,000	2,300,000	-	100%	
Pinc		4,000,000	4,000,000	4,000,000	-	100%	
Basicha		219,834	219,834	219,834	-	100%	
Brosala Primary School		1,710,000	1,710,000	1,710,000	-	100%	
Brosala Primary School		90,000	90,000	90,000	-	100%	
Buna Primary School FMC		120,000	120,000	120,000	-	100%	
Bute Arid Zone Primary School		100,000	100,000	100,000	-	100%	
Bute Lelu Primary School		1,500,000	1,500,000	1,500,000	-	100%	

*Wajir North Constituency
National Government Constituencies Development Fund (NG-CDF)
Annual Report and Financial Statements for The Year Ended June 30, 2022*

Butelutu Primary School		1,600,000	1,600,000	1,600,000	-	100%
Chalalaga Primary School		1,995,000	1,995,000	1,995,000	-	100%
Clodim Primary School		219,834	219,834	219,834	-	100%
Daramle Primary School		855,000	855,000	855,000	-	100%
Daramle Primary School		45,000	45,000	45,000	-	100%
Darrale Primary School		125,000	125,000	125,000	-	100%
Darrale Primary School		2,375,000	2,375,000	2,375,000	-	100%
Dasamle Mixed Day Funambug Primary School		400,000	400,000	400,000	-	100%
Garakillo Primary School PMC		1,500,000	1,500,000	1,500,000	-	100%
Garakillo Primary School PMC		80,000	80,000	80,000	-	100%
Garakillo Primary School PMC		100,000	100,000	100,000	-	100%
Garakillo Primary School PMC		500,000	500,000	500,000	-	100%
Garsake Primary School PMC		400,000	400,000	400,000	-	100%
Gulani Primary School		1,330,000	1,330,000	1,330,000	-	100%
Gulani Primary School		70,000	70,000	70,000	-	100%
Gurur Primary School		400,000	400,000	400,000	-	100%
Gurur Primary School		100,000	100,000	100,000	-	100%

Gurur Primary School PMC	2,100,000	2,100,000	2,100,000	-	100%
Handaraka Primary School	90,000	90,000	90,000	-	100%
Harade Primary School	1,710,000	1,710,000	1,710,000	-	100%
Harade Primary School	90,000	90,000	90,000	-	100%
Haradulla Primary School	700,000	700,000	700,000	-	100%
Haradulla Primary School	600,000	600,000	600,000	-	100%
Idhiorable Primary School	659,502	659,502	659,502	-	100%
Idorable Primary School	1,800,000	1,800,000	1,800,000	-	100%
Jarti Primary School PMC	500,000	500,000	500,000	-	100%
Karaduse Primary School PMC	90,000	90,000	90,000	-	100%
Kurro Primary School	45,000	45,000	45,000	-	100%
Malaba Primary School PMC	60,000	60,000	60,000	-	100%
Ogonji Primary School	500,000	500,000	500,000	-	100%
Operations Manager FBC	1,900,000	1,900,000	1,900,000	-	100%
Operations Manager FBC	1,500,000	1,500,000	1,500,000	-	100%
Operations Manager FCB Rabasu Primary School PMC	1,600,000	1,600,000	1,600,000	-	100%
	1,500,000	1,500,000	1,500,000	-	100%

*Wajir North Constituency
National Government Constituencies Development Fund (NG-CDF)
Annual Report and Financial Statements for The Year Ended June 30, 2022*

Rabsu Primary School PMC		45,000		45,000	45,000	-	100%
Sarayu Primary School		900,000		900,000	900,000	-	100%
Watiti Primary School PMC		2,100,000		2,100,000	2,100,000	-	100%
Watiti Primary School PMC		50,000		50,000	50,000	-	100%
Watiti Primary School PMC		115,000		115,000	115,000	-	100%
Total	49,158,673	38,489,170	26,299,971	113,947,814	98,045,893	15,901,921	
8.0 Secondary Schools Projects							
Buna boys	4,000,000			4,000,000	4,000,000	-	100%
Buna girls	1,000,000			1,000,000	1,000,000	-	100%
Bute Boys	2,200,000			2,200,000	2,200,000	-	100%
Bute Girls	1,500,000			1,500,000	1,500,000	-	100%
Bute Mixed Sec	1,500,000			1,500,000	1,500,000	-	100%
Bute Mixed Sec	900,000			900,000	900,000	-	100%
Bute Mixed Sec	4,000,000			4,000,000	4,000,000	-	100%
Bute Mixed Sec	1,500,000			1,500,000	1,500,000	-	100%
Bute Mixed Sec	1,500,000			1,500,000	1,500,000	-	100%
Danaba Mixed Sec	400,000			400,000	400,000	-	100%
Danaba Secondary	4,000,000			4,000,000	4,000,000	-	100%

Gurur Secondary	1,000,000				1,000,000	1,000,000	-	100%
Gurur Secondary	1,200,000				1,200,000	1,200,000	-	100%
Bute Boys	600,000	600,000			600,000	600,000	-	100%
Bute Boys Sec School PMC	600,000	600,000			600,000	600,000	-	100%
Bute Boys Sec School PMC	460,000	460,000			460,000	460,000	-	100%
Bute Girls	1,500,000	1,500,000			1,500,000	1,500,000	-	100%
Bute Girls Secondary School	1,330,000	1,330,000			1,330,000	1,330,000	-	100%
Bute Girls Secondary School	70,000	70,000			70,000	70,000	-	100%
Bute Mixed Day Sec School	380,000	380,000			380,000	380,000	-	100%
Bute Mixed Day Sec School	20,000	20,000			20,000	20,000	-	100%
Bute Mixed Day Sec School	100,000	100,000			100,000	100,000	-	100%
Danaba Day Sec School	300,000	300,000			300,000	300,000	-	100%
Danaba Mixed Day	1,800,000	1,800,000			1,800,000	1,800,000	-	100%
Gurur Day Sec School	1,600,000	1,600,000			1,600,000	1,600,000	-	100%
Gurur Day Secondary School	4,000,000	4,000,000			4,000,000	4,000,000	-	100%
Gurur Day Secondary School	1,800,000	1,800,000			1,800,000	1,800,000	-	100%
Gurur Day Secondary School	600,000	600,000			600,000	600,000	-	100%
Gurur Day Secondary School	1,600,000	1,600,000			1,600,000	1,600,000	-	100%

*Wajir North Constituency
National Government Constituencies Development Fund (NG-CDF)
Annual Report and Financial Statements for The Year Ended June 30, 2022*

Gurur Sec School			1,425,000	1,425,000	1,425,000	-	100%
Gurur Sec School			75,000	75,000	75,000	-	100%
Gurur Secondary School			200,000	200,000	200,000	-	100%
Gurur Secondary School PMC			100,000	100,000	100,000	-	100%
Operations Manager			2,000,000	2,000,000	2,000,000	-	100%
Operations Manager FBC			1,900,000	1,900,000	1,900,000	-	100%
Total	24,700,000	4,490,000	17,970,000	47,160,000	47,160,000	-	
9.0 Tertiary institutions Projects							
Total	-	-	-	-	-	-	
10.0 Security Projects							
Korondile DCC's office	1,700,000			1,700,000	1,400,000	300,000	82%
Korondile DCC's house	5,500,300	-		5,500,300	4,200,000	1,300,300	76%
Wajir North Subcommunity office- bute	2,000,000			2,000,000		2,000,000	-
Ajawa Police Station	1,400,000			1,400,000	1,400,000	-	100%
Bute Police station	1,500,000			1,500,000	1,500,000	-	100%

Bute Chiefs office	2,500,000			2,500,000	2,500,000				100%
Walensu Tutu chiefs office	2,500,000			2,500,000		2,500,000			
Ajawa Chiefs office	2,500,000			2,500,000		2,500,000			
Malkagutu chiefs office	1,100,000			1,100,000		1,100,000			100%
Ajawa Police Post		700,000		700,000		700,000			100%
Balowe Chief's Office		1,300,000		1,300,000		1,300,000			100%
Bute Chief's Office		2,500,000		2,500,000		2,500,000			100%
Bute DCC's Residence		2,000,000		2,000,000		2,000,000			100%
Qaransi Police Post		400,000,00		400,000		400,000			100%
Qudama Police Post			2,000,000	2,000,000		2,000,000			100%
Total	20,700,300	6,900,000	2,000,000	29,600,300	21,000,000	8,600,300			
11.0 Acquisition of assets									
11.1 Motor Vehicles									
11.2 Construction of CDF office									
Total	-	-	-	-	-	-			
12.0 Other payments									
Operations Manager									
Lags Jara Jarti Road									

*Wajir North Constituency
National Government Constituencies Development Fund (NG-CDF)
Annual Report and Financial Statements for The Year Ended June 30, 2022*

Total	-	-	-	-	-	-	-	-	-
13.0 unallocated fund									
Unapproved projects									
AIA									
PMC savings									
Total	137,088,879	56,058,264	49,788,879	242,936,022	207,505,460	35,430,562			

XI. Significant Accounting Policies

The principle accounting policies adopted in the preparation of these financial statements are set out below:

1. Statement of Compliance and Basis of Preparation

The financial statements have been prepared in accordance with Cash-basis International Public Sector Accounting Standards (IPSAS) as prescribed by the Public Sector Accounting Standards Board (PSASB) and set out in the accounting policy note below. This cash basis of accounting has been supplemented with accounting for; a) receivables that include imprests and salary advances and b) payables that include deposits (gratuity and retentions).

The financial statements comply with and conform to the form of presentation prescribed by the PSASB. The accounting policies adopted have been consistently applied to all the years presented.

2. Reporting Entity

The financial statements are for the NG-CDF Wajir North Constituency. The financial statements encompass the reporting entity as specified under section 81 of the PFM Act 2012

3. Reporting Currency

The financial statements are presented in Kenya Shillings (Kshs), which is the functional and reporting currency of the Government and all values are rounded to the nearest Kenya Shilling.

4. Significant Accounting Policies

The accounting policies set out in this section have been consistently applied by the entity for all the years presented.

a) Recognition of Receipts

The entity recognises all receipts from the various sources when the event occurs, and the related cash has actually been received by the Entity.

Significant Accounting Policies continued

Transfers from the National Government Constituency Development Fund (NG-CDF)

Transfers from the NG-CDF to the constituency are recognized when cash is received in the Constituency account.

Proceeds from Sale of Assets

Proceeds from disposal of assets are recognized as and when cash is received in the constituency account.

Other receipts

These include Appropriation-in-Aid and relates to receipts such as proceeds from sale of tender documents, rent receipts, interest earned on bank balances, hire of Plant/Equipment/Facilities, Unutilized funds from PMCs among others.

Unutilized Funds from PMCs.

All unutilized funds of the Project Management Committee (PMC) are returned to the constituency account. Unutilized funds from PMCs are recognised as other receipts upon return to the constituency account.

External Assistance

External assistance refers to grants and loans received from local, multilateral and bilateral development partners. In the year under review there was no external assistance received.

b) Recognition of payments

The Entity recognises all payments when the event occurs and the related cash has actually been paid out by the entity.

Significant Accounting Policies continued

Compensation of Employees

Salaries and wages, allowances, statutory contribution for employees are recognized in the period when the compensation is paid.

Use of Goods and Services

Goods and services are recognized as payments in the period when the goods/services are paid for. Such expenses, if not paid during the period where goods/services are consumed, shall be disclosed as pending bills.

Acquisition of Fixed Assets

The payment on acquisition of property plant and equipment items is not capitalized. The cost of acquisition and proceeds from disposal of these items are treated as payments and receipts items respectively. Where an asset is acquired in a non-exchange transaction for nil or nominal consideration and the fair value of the asset can be reliably established, a contra transaction is recorded as receipt and as a payment.

A fixed asset register is maintained by each constituency and a summary provided for purposes of consolidation. This summary is disclosed as an annexure to the financial statements.

5. In-kind contributions

In-kind contributions are donations that are made to the constituency in the form of actual goods and/or services rather than in money or cash terms. These donations may include vehicles, equipment or personnel services. Where the financial value received for in-kind contributions can be reliably determined, the constituency includes such value in the statement of receipts and payments both as receipts and as payments in equal and opposite amounts; otherwise, the contribution is not recorded.

Significant Accounting Policies continued

6. Cash and Cash Equivalents.

Cash and cash equivalents comprise cash on hand and cash at bank, short-term deposits on call and highly liquid investments with an original maturity of three months or less, which are readily convertible to known amounts of cash and are subject to insignificant risk of changes in value. Bank account balances include amounts held at various commercial banks at the end of the financial year.

7. Accounts Receivable

For the purposes of these financial statements, imprests and advances to authorised public officers and/or institutions which were not surrendered or accounted for at the end of the financial year are treated as receivables. This is in recognition of the government practice where the imprest payments are recognized as payments when fully accounted for by the imprest or AIE holders. This is an enhancement to the cash accounting policy. Other accounts receivables are disclosed in the financial statements.

8. Accounts Payable

For the purposes of these financial statements, Deposits (gratuity and retentions) held on behalf of third parties have been recognized on an accrual basis (as accounts payables). This is in recognition of the government practice of retaining a portion of contracted services and works pending fulfilment of obligations by the contractor and to hold deposits on behalf of third parties. Gratuity earned on monthly is held on behalf of the employee and later paid at the end of the contract period. This is an enhancement to the cash accounting policy adopted by National Government Constituencies Development Fund as prescribed by PSASB. Other liabilities including pending bills are disclosed in the financial statements.

Significant Accounting Policies continued

9. Pending Bills

Pending bills consist of unpaid liabilities at the end of the financial year arising from contracted goods or services during the year or in past years. As pending bills do not involve the payment of cash in the reporting period, they are recorded as 'memorandum' or 'off-balance' items to provide a sense of the overall net cash position of the entity at the end of the financial year. When the pending bills are finally settled, such payments are included in the Statement of Receipts and Payments in the year in which the payments are made.

10. Unutilized Fund

Unutilized funds consist of bank balances in the constituency account and funds not yet disbursed by the Board to the constituency at the end of the financial year. These balances are available for use in the subsequent financial year to fund projects approved in the respective prior financial years consistent with sec 6(2) and sec 7(2) of NG-CDF Act, 2015

11. Budget

The budget is developed on a comparable accounting basis (cash basis except for imprest which is accounted for on an accrual basis), the same accounts classification basis, and for the same period as the financial statements. The original budget was approved by Parliament on 28 June 2021 for the period 1st July 2021 to 30th June 2022 as required by law. Included in the adjustments are Cash book opening balance, AIA generated during the year and constituency allocations not yet disbursed at the beginning of the financial year.

A comparison of the actual performance against the comparable budget for the financial year under review has been included in the financial statements.

12. Comparative Figures

Where necessary, comparative figures for the previous financial year have been amended or reconfigured to conform to the required changes in presentation.

13. Subsequent Events

There have been no events subsequent to the financial year end with a significant impact on the financial statements for the year ended 30th June 2022.

14. Errors

Material prior period errors are corrected retrospectively in the first set of financial statements authorized for issue after their discovery by: i. restating the comparative amounts for prior period(s) presented in which the error occurred; or ii. If the error occurred before the earliest prior period presented, restating the opening balances of assets, liabilities and net assets/equity for the earliest prior period presented.

During the year, errors that have been corrected are disclosed under note 14 explaining the nature and amounts.

15. Related Party Transactions

The Entity regards a related party as a person or an entity with the ability to exert control individually or jointly, or to exercise significant influence over the Entity, or vice versa.

*Wajir North Constituency
National Government Constituencies Development Fund (NG-CDF)
Annual Report and Financial Statements for The Year Ended June 30, 2022*

XII. Notes to the Financial Statements

1. Transfers from NG-CDF Board

Description		2021 - 2022	2020 - 2021
		Kshs	Kshs
	AIE NO.B005108		8,100,000
Normal Allocation	AIE NO.B030184		69,367,724
	AIE NO.B030428		9,000,000
	AIE NO.B006370		8,500,000
	AIE NO.B042761		12,000,000
	AIE NO.B047007		6,900,000
	AIE NO.B041083		6,000,000
	AIE NO.B047450		6,000,000
	AIE NO.B041290		12,000,000
	AIE NO.B047710		7,000,000
	AIE NO.B049297		12,600,000
	AIE NO.B104322		12,000,000
	AIE NO. B 005108	33,000,000	
	AIE NO. B 030184	44,000,000	
	AIE NO. B 030428	22,000,000	
	AIE NO. B 006370	5,000,000	
	AIE NO. B 042761	12,000,000	
	AIE NO. B 047007	18,000,000	
	AIE NO. B 041083	12,000,000	
	AIE NO. B 047450	24,088,879	
Conditional Grants	AIE NO...		
Receipt from other Constituency			
TOTAL		170,088,879	169,467,724

*Wajir North Constituency
National Government Constituencies Development Fund (NG-CDF)
Annual Report and Financial Statements for The Year Ended June 30, 2022*

2. Proceeds From Sale of Assets

	2021-2022	2020-2021
	Kshs	Kshs
Receipts from sale of Buildings	-	-
Receipts from the Sale of Vehicles and Transport Equipment	-	-
Receipts from sale of office and general equipment	-	-
Receipts from the Sale Plant Machinery and Equipment	-	-
Others (specify)		
Total	-	-

3. Other Receipts

Description		2021 - 2022	2020 - 2021
		Kshs	Kshs
Interest Received			-
Rents			-
Receipts Sale of Tender Documents		-	-
Hire of plant/equipment/facilities		-	-
Unutilized funds from FMCs			-
Other Receipts Not Classified Elsewhere (specify)	Reversed Cheques		1,679,181
TOTAL		-	1,679,181

*Wajir North Constituency
National Government Constituencies Development Fund (NG-CDF)
Annual Report and Financial Statements for The Year Ended June 30, 2022*

Notes To the Financial Statements (Continued)

4. Compensation Of Employees

Description	2021 - 2022 Kshs	2020 - 2021 Kshs
NG-CDFC Basic staff salaries	4,052,282	3,535,589
Personal allowances paid as part of salary		
House allowance	-	-
Transport allowance	-	-
Leave allowance	-	-
Gratuity-contractual employees	-	-
Employer Contributions Compulsory national social security schemes	129,200	214,400
TOTAL	4,181,482	3,749,989

5. Use Of Goods and Services

Description	2021 - 2022 Kshs	2020 - 2021 Kshs
Utilities, supplies and services	378,000	-
Electricity	-	-
Water & sewerage charges	-	-
Office rent	-	-
Communication, supplies and services	-	-
Domestic travel and subsistence	-	-
Printing, advertising and information supplies & services	65,808	391,550
Rentals of produced assets	-	-
Training expenses	810,000	3,300,000
Hospitality supplies and services	-	-
Other committee expenses	2,615,200	2,015,000
Committee allowance	2,909,800	1,369,580
Insurance costs	-	-
Specialised materials and services	-	-
Office and general supplies and services	-	-
Fuel , oil & lubricants	-	292,000
Other operating expenses	-	-
Bank service commission and charges	-	19,800
Other Operating Expenses	-	-
Security operations	-	-
Routine maintenance - vehicles and other transport equipment	-	-
Routine maintenance- other assets	-	-
TOTAL	6,778,808	7,387,930

Wajir North Constituency

National Government Constituencies Development Fund (NG-CDF)

Annual Report and Financial Statements for The Year Ended June 30, 2022

Notes to The Financial Statements (Continued)

6. Transfer to Other Government Units

Description	2021 - 2022	2020 - 2021
	Kshs	Kshs
Transfers to Primary Schools	98,045,893	45,850,000
Transfers to Secondary Schools	47,160,000	35,380,000
Transfers to Tertiary Institutions		
TOTAL	145,205,893	81,230,000

7. Other Grants and Other transfers

Description	2021 - 2022	2020 - 2021
	Kshs	Kshs
Bursary - Secondary (see attached list)	6,609,000	11,432,000
Bursary - Tertiary (see attached list)	12,482,317	13,655,781
Bursary- Special Schools	-	-
Mocks & CAT (see attached list)	-	-
Social Security programmes (NHIF)	3,000,000	3,000,000
Security Projects (see attached list)	21,000,000	1,500,000
Roads Projects (see attached list)	-	-
Environment Projects (see attached list)	1,458,040	-
Emergency Projects (see attached list)	6,789,920	5,163,240
TOTAL	51,346,277	34,751,021

8. Acquisition of Assets

	2021-2022	2020-2021
	Kshs	Kshs
Purchase of Buildings	-	-
Construction of Buildings	-	-
Refurbishment of Buildings	-	1,607,122
Purchase of Vehicles and Other Transport Equipment	-	-
Purchase of Household Furniture and Institutional Equipment	-	-
Purchase of Office Furniture and General Equipment	-	-
Purchase of ICT Equipment, Software and Other ICT Assets	-	-
Purchase of Specialized Plant, Equipment and Machinery	-	-
Acquisition of Land	-	-
Total	-	1,607,122

*Wajir North Constituency
National Government Constituencies Development Fund (NG-CDF)
Annual Report and Financial Statements for The Year Ended June 30, 2022*

9. Other Payments

	2021-2022	2020-2021
	Kshs	Kshs
Strategic plan	-	-
ICT Hub	-	-
	--	--

10: Cash Book Bank Balance

Name of Bank, Account No. & currency	Account Number	2021 - 2022	2020 - 2021
		Kshs (30/6/2022)	Kshs (30/6/2021)
First Community Bank, Wajir Branch, Wajir North NGCDF	A/C NO:8000787701	18,634,683	56,058,264
		-	-
TOTAL		18,634,683	56,058,264

	2021 - 2022	2020 - 2021
	Kshs (30/6/2021)	Kshs (30/6/2020)
Location 1-	-	-
Location 2	-	-
Location 3	-	-
Other receipts (specify)- Cash Book Balance Overcast- Feb 2022	7,000	-
TOTAL	7,000	-

*Wajir North Constituency
National Government Constituencies Development Fund (NG-CDF)
Annual Report and Financial Statements for The Year Ended June 30, 2022*

Notes to the Financial Statement Continued

11: Outstanding Imprests

<i>Name of Officer or Institution</i>	<i>Date Imprest Taken</i>	<i>Amount Taken</i>	<i>Amount Surrendered</i>	<i>Balance</i>
		<i>Kshs</i>	<i>Kshs</i>	<i>Kshs</i>
<i>Name of Officer</i>		-	-	-
<i>Name of Officer</i>		-	-	-
<i>Name of Officer</i>		-	-	-
<i>Name of Officer</i>		-	-	-
<i>Name of Officer</i>		-	-	-
<i>Name of Officer</i>		-	-	-
<i>Total</i>		-	-	-

12A. Retention

	2021-2022	2020-2021
	KShs	KShs
Retention as at 1 st July (A)	-	-
Retention held during the year (B)	-	-
Retention paid during the Year (C)	-	-
Closing Retention as at 30 th June D= A+B-C	-	-

12B. Gratuity

	2021-2022	2020-2021
	KShs	KShs
Gratuity as at 1 st July (A)	-	-
Gratuity held during the year (B)	-	-
Gratuity paid during the Year (C)	-	-
Closing Gratuity as at 30 th June D= A+B-C	-	-

*Wajir North Constituency
National Government Constituencies Development Fund (NG-CDF)
Annual Report and Financial Statements for The Year Ended June 30, 2022*

13. Balances Brought Forward

	2021- 2022	2020- 2021
	Kshs (1/7/2021)	Kshs (1/7/2020)
Bank accounts	56,058,264	13,637,421
Cash in hand		
Imprest		
TOTAL	56,058,264	13,637,421

14. Prior Year Adjustments

	Balance b/f FY 2020/2021 as per Audited Financial statements	Adjustments	Adjusted Balance** b/f FY 2021/2022
Description of the error	Kshs	Kshs	Kshs
Bank account Balances	-	-	-
Cash in hand	-	-	-
Accounts Payables	(-)	-	(-)
Receivables	-	-	-
Others (<i>specify</i>)	-	-	-
Total	-	-	-

15. Changes in Accounts Receivable – Outstanding Imprests

	2021-2022	2020-2021
	KShs	KShs
Outstanding Imprest as at 1 st July (A)	-	-
Imprest issued during the year (B)	-	-
Imprest surrendered during the Year (C)	-	-

Wajir North Constituency

National Government Constituencies Development Fund (NG-CDF)

Annual Report and Financial Statements for The Year Ended June 30, 2022

closing accounts in account receivables $D = A+B-C$	-	-
Changes in Account Receivables $E = D-A$	-	-

16. Changes in Accounts Payable – Deposits and Retentions

	2021 – 2022	2020 – 2021
	KShs	KShs
Deposit and Retentions as at 1 st July (A)	-	-
Deposit and Retentions held during the year (B)	-	-
Deposit and Retentions paid during the Year (C)	-	-
closing account payables $D = A+B-C$	-	-
Changes in Accounts Payable $E = D-E$	-	-

17. Other Important Disclosures

17.1: Pending Accounts Payable (See Annex 1)

	2021-2022	2020-2021
	Kshs	Kshs
Construction of buildings	-	-
Construction of civil works	-	-
Supply of goods	-	-
Supply of services	-	-
Total	-	-

17.2: Pending Staff Payables (See Annex 2)

	2021-2022	2020-2021
	Kshs	Kshs
NGCDFC Staff	-	-
Others (<i>specify</i>)	-	-
Total	-	-

*Wajir North Constituency
National Government Constituencies Development Fund (NG-CDF)
Annual Report and Financial Statements for The Year Ended June 30, 2022*

Notes to the Financial Statements (Continued)

17.3: Unutilized Fund (See Annex 3)

	2021- 2022	2020- 2021
	Kshs	Kshs
Compensation of employees	1,404,185	1,605,667
Use of goods and services	2,845,620	1,266,729
Amounts due to other Government entities (see attached list)	20,896,921	65,947,933
Amounts due to other grants and other transfers (see attached list)	10,283,836	25,789,593
Acquisition of assets	-	-
Others (<i>specify</i>)	-	9,558,040
Funds pending approval	-	-
	35,430,562	104,167,962

17.4: PMC account balances (See Annex 5)

	2021-2022	2020-21
	Kshs	Kshs
PMC account Balances (see attached list)		
	2,463,201	2,463,200
	2,463,201	2,463,200

*Wajir North Constituency
National Government Constituencies Development Fund (NG-CDF)
Annual Report and Financial Statements for The Year Ended June 30, 2022*

Annexes

Annexes: 1 Analysis of Pending Accounts Payable

Supplier of Goods or Services	Original Amount	Date Contracted	Amount Paid To-Date	Outstanding Balance 2022	Comments
	a	B	c	d=a-c	
Construction of buildings					
1.					
2.					
3.					
Sub-Total					
Construction of civil works					
4.					
5.					
6.					
Sub-Total					
Supply of goods					
7.					
8.					
9.					
Sub-Total					
Supply of services					
10.					
Sub-Total					
Grand Total					

Annex 2 - Analysis of Pending Staff Payables

Name of Staff	Designation	Date employed	Outstanding Balance 30 th June 2022	Comments
NG-CDFC Staff				
1.				
2.				
3.				
Sub-Total				

*Wajir North Constituency
National Government Constituencies Development Fund (NG-CDF)
Annual Report and Financial Statements for The Year Ended June 30, 2022*

Name of Staff	Designation	Date employed	Outstanding Balance 30 th June 2022	Comments
Grand Total				

*Wajir North Constituency**National Government Constituencies Development Fund (NG-CDF)**Annual Report and Financial Statements for The Year Ended June 30, 2022***Annex 3 – Unutilized Fund**

Programme/Sub-programme	Description	Outstanding Balance	Outstanding Balance	Comments
		2021-22	2020-21	
		Kshs	Kshs	
1.0 Administration and Recurrent				
1.1 Compensation of employees	Employee Salaries	1,404,185	1,605,667	Ongoing
1.2 Committee allowances	Committee allowances	1,605,033	100,000	Ongoing
1.3 Use of goods and services	Committee use of goods and services	154,192	33,800	Ongoing
Total		3,163,410	1,739,467	
2.0 Monitoring and evaluation				
2.1 Capacity building	Ng-cdfc training and capacity building	720,000	400,000	Ongoing
2.2 Committee allowances	Committee allowances		200,000	Ongoing
2.3 Use of goods and services	Committee use of goods and services	366,195	532,929	Ongoing
Total		1,086,195	1,132,929	
3.0 Emergency				
3.5 Unutilised	Expenses on unforeseen constituency expenses	402,287	5,367,206	Ongoing
Total		402,287	5,367,206	
4.0 Bursary and Social Security				
Bursary Secondary	Bursaries for needy secondary school students from the constituency	7,386,000	6,425,850	Ongoing
Bursary Tertiary	Bursaries for needy colleges and tertiary students from the constituency	(1,109,751)	4,496,537	Ongoing
Total		6,276,249	10,922,387	
5.0 Sports				
Total		-		
6.0 Environment				
Total		-		

Wajir North Constituency**National Government Constituencies Development Fund (NG-CDF)****Annual Report and Financial Statements for The Year Ended June 30, 2022**

7.0 Primary Schools Projects				
Malaba Primary		500,500		Ongoing
Ololdine Primary		2,250		Ongoing
Beramo Primary		1,500,000		Ongoing
Gurar Primary		1,500,000		Ongoing
Beramo Primary		2,300,000		Ongoing
Surayu Primary		900,000		Ongoing
Ololdine Primary		400,000		Ongoing
Waititi Primary		1,500,000		Ongoing
Garkilo Primary		1,500,000		Ongoing
Nyata Primary		900,000		Ongoing
Harade Primary		400,000		Ongoing
Idhoroble Primary	Purchase of desks and lockers	219,834		Ongoing
Nyata Primary	Purchase of desks and lockers	219,834		Ongoing
Harade Primary	Purchase of desks and lockers	219,834		Ongoing
Ololdine Primary	Purchase of desks and lockers	219,834		Ongoing
Gedoma NEP Primary	Purchase of desks and lockers	219,834		Ongoing
Adodjole Primary		400,000		Ongoing
Ogorji Primary		500,000		Ongoing
Garkilo Primary		500,000		Ongoing
Gurar Primary		500,000		Ongoing
Batalu Primary		1,500,000		Ongoing
Beramo Primary School			1,897,933	Ongoing
Beramo Primary School			1,750,000	Ongoing
Adadijole Primary School	Construction of school fence		2,100,000	Ongoing
Adhadhi Ijole Primary School	Adadijole primary school piping project		2,300,000	Ongoing
Ajawa Primary School	Renovation of 2 classrooms		800,000	Ongoing
Ajawa Primary School	Ajawa primary school water piping projects		5,500,000	Ongoing
Basanja Primary School	Construction of fencing		2,000,000	Ongoing
Batalo Primary School	Construction of fencing works		1,600,000	Ongoing
Beramo Primary School	Construction of 80 capacity dormitory		4,000,000	Ongoing
Boru Idho Primary School	Construction of 2 no classrooms		1,800,000	Ongoing
Bosicha Primary School	Construction of 2 no classrooms		1,800,000	Ongoing

*Wajir North Constituency**National Government Constituencies Development Fund (NG-CDF)**Annual Report and Financial Statements for The Year Ended June 30, 2022*

Chalalaga Primary School	Construction of school fence		2,100,000	Ongoing
Danaba Primary School	Construction of school fence		2,500,000	Ongoing
Daranle Primary School	Construction of 1 classroom and 2 toilets		1,300,000	Ongoing
Funanbua Primary School	Renovation of 6 classrooms		1,500,000	Ongoing
Garakilo Primary School	Construction of fence		2,000,000	Ongoing
Garsake Primary School	Construction of 2 no toilet		400,000	Ongoing
Gulani Primary School	Construction of 1 classroom and renovation of 2 classrooms		1,400,000	Ongoing
Harade Primary School	Construction of 2 no classrooms		1,800,000	Ongoing
Haradula Primary School	Construction of 1 class and construction of 2 toilets		1,300,000	Ongoing
Idhorole Primary School	Construction of Admin block		1,500,000	Ongoing
Malkagufu Pri School	Renovation of 6 classrooms		1,700,000	Ongoing
Qarsasare Pri School	Construction of 1 class and 2 toilets		1,300,000	Ongoing
Rapso Pri School	Construction of Admin block		1,500,000	Ongoing
Watiti Pri Sch	Renovation of 3 classrooms		1,200,000	Ongoing
Watiti Pri Sch	Construction of 80 capacity dormitory		3,700,000	Ongoing
Total		15,901,921	50,747,933	
8.0 Secondary Schools Projects				
Bute Girls Sec Sch	Renovation of 3 classrooms		1,400,000	Ongoing
Bute Mixed Day Sec Sch	Construction of school fence		4,000,000	Ongoing
Danaba Day Sec Sch	Construction of 2 classrooms		1,800,000	Ongoing
Gurar Sec Sch	Construction of 80 capacity dormitory		4,000,000	Ongoing
Korondile Sec Sch	Construction of school fence		3,000,000	Ongoing
Buna Sec Sch	Renovation of 3 classrooms		1,000,000	Ongoing
Total		-	15,200,000	
9.0 Tertiary institutions Projects				

*Wajir North Constituency
National Government Constituencies Development Fund (NG-CDF)
Annual Report and Financial Statements for The Year Ended June 30, 2022*

10.0 Security Projects				
Korondile DCCs office		300,000		Ongoing
Korondile DCCs house		1,300,300		Ongoing
Wajir North Subcounty office- bute	Construction fo security offices	2,000,000		Ongoing
Walensu Tutu chiefs office	Construction fo security offices	2,500,000		Ongoing
Ajawa Chiefs office	Construction fo security offices	2,500,000		Ongoing
Ajawa Police Post	Construction of fence		2,100,000	Ongoing
Bolowle Chiefs Office	Construction of underground water tank		1,300,000	Ongoing
Korondile Deputy County Commissioner's Office	Construction of DCCs office		3,300,000	Ongoing
Lensayu Chiefs Office	Construction of 2no toilet at chief's office		400,000	Ongoing
Qaramri Admin Police Post	Construction of 2no toilet		400,000	Ongoing
Qudama Police Post	Construction of fence at Qudama police post		2,000,000	Ongoing
Total		8,600,300	9,500,000	
11.0 Acquisition of assets		-		
Total		-		
12.0 Other payments				
Total		-		
13.0 unallocated fund	Unapproved project (Road ksh 7,500,000 and Environment, Ksh,2,058,040.)		9,558,040	Funds reallocated
Total		-		
		35,430,562	104,167,962	

Wajir North Constituency

National Government Constituencies Development Fund (NG-CDF)

Annual Report and Financial Statements for The Year Ended June 30, 2022

Annex 4 – Summary of Fixed Asset Register

Asset class	Historical Cost	Additions during the Year (Kshs)	Disposal during the year (Kshs)	BAL C/D
	(Kshs)			(Kshs)
	2020/21			2021/22
Buildings and structures	6,907,122	-	-	6,907,122
Transport equipment	3,400,000	-	-	3,400,000
Office equipment, furniture and fittings	761,000			761,000
ICT Equipment, Software and Other ICT Assets	274,000	-	-	274,000
Other Machinery and Equipment	150,000	-	-	150,000
Total	11,492,122	-	-	11,492,122

*Wajir North Constituency
National Government Constituencies Development Fund (NG-CDF)
Annual Report and Financial Statements for The Year Ended June 30, 2022*

Annex 5 –PMC Bank Balances As At 30th June 2022

PMC NAME	ACCOUNT NUMBER	BANK	BALANCE AS AT 30/6/2022
Bosicha Primary School	0130 263 993 619	equity bank	532,772.00
Dulumma Ajawa FMC	0130262611371	equity bank	881.00
Suraya Primary School	0130 261 913 305	equity bank	1,040.00
Idho Roble Primary School	0130 278 047 700	equity bank	99,650.00
Bute Primary School	0130264093091	equity bank	200,233.00
Baramo Primary School	0130277458530	equity bank	41,000.00
Basanja Primary School	0130264793011	equity bank	105.00
Butehelu Primary School	0130278047712	equity bank	2,985.00
Butehelu Primary School	0130279889274	equity bank	520.00
Buna Primary School	0130262548445	equity bank	103,049.85
Buna Primary School	0130272225653	equity bank	1,972.22
Beramo Primary School	0130264224722	equity bank	150,802.00
Beramo Primary School	0130190137870	equity bank	1,142.80
Kuro Primary School	0130262567780	equity bank	275.00
Kuro Primary School	0130262564981	equity bank	99,755.00
Watiti Primary School	0130262600907	equity bank	822.74
Watiti Primary School	0130266636887	equity bank	107.00
Danaba Primary School	0130263987976	equity bank	59,920.00
Danaba Primary School	0130264086540	equity bank	2,390.00
Watiti Primary School	0130262619048	equity bank	959.50
Dugo Primary School	0130278047703	equity bank	250,040.00
Handaki Primary School	0130262569553	equity bank	10,745.50
Chalalaga Primary School	0130278954780	equity bank	114,932.65
Chalalaga Primary School	0130270255504	equity bank	1,045.45
Karaduse Primary School	0130262581962	equity bank	2,815.00
Karaduse Primary School	0130262548582	equity bank	11,296.00
Lesayu Primary School	0130277446444	equity bank	200,000.00
Lesayu Primary School	0130270299238	equity bank	18,770.00
Bosicho Primary School	0130264785146	equity bank	29,185.00
Bosicho Primary School	0130262571073	equity bank	11,752.00
Bute Secondary School	0130264850878	equity bank	6,620.00
Rorondelle Sec School	0130262574314	equity bank	10,464.50
Buna Sub-County Education	0130278768330	equity bank	1,880.00
Danaba Mixed Day Sec Sch	0310298836447	equity bank	1,236.80
Danaba Mixed Day Sec Sch	0310299481192	equity bank	12,975.00

*Wajir North Constituency
National Government Constituencies Development Fund (NG-CDF)
Annual Report and Financial Statements for The Year Ended June 30, 2022*

Bute Mixed Day Sec School	0310262150838	equity bank	5,974.00
Bute Boys Sec School	0310272220509	equity bank	5,280.50
Bute Boys Sec School	0310294476122	equity bank	97,709.80
Bute Boys Sec School	0310299830038	equity bank	288,795.40
Bute Boys Sec School	0310261966642	equity bank	1,188.75
Korondille Sec School	0310298836447	equity bank	1,236.80
Korondille Sec School	0122 4062300700	national bank	857.00
Daranle Mixed Day	0160290844844	equity bank	49,890.00
Daranle Mixed Day	0160279819408	equity bank	781.50
Daranle Mixed Day	1460162294376	equity bank	460.75
Buna Boys Sec School	1460262239083	equity bank	263,164.00
Buna Boys Sec School	1460262144314	equity bank	527.00
			2,463,201

Wajir North Constituency

National Government Constituencies Development Fund (NG-CDF)

Annual Report and Financial Statements for The Year Ended June 30, 2022


Annex 6: Progress On Follow Up of Auditor Recommendations

The following is the summary of issues raised by the external auditor, and management comments that were provided to the auditor and subsequent progress made on the resolution of the issues.

Reference No. on the external audit Report	Issue / Observations from Auditor	Management comments	Status: (Resolved / Not Resolved)	Timeframe : (Put a date when you expect the issue to be resolved)
4.0	Presentation of financial status			
	Names of some signatories not in some sections of the template	This was just error and intended to correct before the end of the audit	Resolved	30 th April
	ICPAK member number also not on some pages	This was just error and intended to correct before the end of the audit	Resolved	30 th April
	Some tables under notes are blank	This was just error and intended to correct before the end of the audit	Resolved	30 th April
5.0	Budget control and reference			
	Under utilization of funds and the fund not disbursing funds on time	This under utilization is due to funds not received on time ,hence the delay which affects the expenditure	Resolved	30 th December
	Under expenditures of 44.73 of 104167962	The issue is resulting from time when the funds are received which delays so much	Resolved	30 th December
6.0	Project implementation status			
	Fund completed 64% of the project budget	NG-CDF Board did not disburse	Not resolved	30 th December

Wajir North Constituency
 National Government Constituencies Development Fund (NG-CDF)
 Annual Report and Financial Statements for The Year Ended June 30, 2022

Reference No. on the external audit Report	Issue / Observations from Auditor	Management comments	Status: (Resolved / Not Resolved)	Timeframe : (Put a date when you expect the issue to be resolved)
	9% on going and 27% had not started	funds on time		2023
	None implementation of development project affects delivery of the residents of Wajir North	NG-CDF Board did not disburse funds on time	Not resolved	30 th December 2023
7.0	Lack of ownership documents			
	NG-CDFc owns land but has no registration and has no title deed	The management will make follow-up with the relevant department in the land registration and the title deed will be applied	Not yet resolved	2025
8.0	Valuation of assets			
	Assets are not valued	The assets were not re-valued	Not resolved	30 th December 2023


 Name: Mohamed Jatani
 Fund Account Manager.