


REPUBLIC OF KENYA



*Enhancing Accountability*

## REPORT



PAPERS LAID	
DATE	16/11/2023
TABLED BY	Majority Whip
COMMITTEE	-
CLERK AT THE TABLE	Innocent

**THE AUDITOR-GENERAL**

**ON**

**TSEIKURU LEVEL 4 HOSPITAL**

**FOR THE YEAR ENDED  
30 JUNE, 2022**

**COUNTY GOVERNMENT OF  
KITUI**



OFFICE OF THE AUDITOR GENERAL  
P. O. Box 30084 - 00100, NAIROBI  
REGISTRY

25 JUL 2023

**RECEIVED**



---

**TSEIKURU SUB-COUNTY HOSPITAL  
(KITUI COUNTY GOVERNMENT)**

**ANNUAL REPORT AND FINANCIAL STATEMENTS**

**FOR THE YEAR ENDED 30<sup>TH</sup> JUNE 2022**

---

Prepared in accordance with the Accrual Basis of Accounting Method under the International Public Sector Accounting Standards (IPSAS)



**Table of Contents**

I. Key Entity Information and Management.....	iv
II. The Board of Management.....	vii
III. Management Team.....	viii
IV. Chairman’s Statement.....	ix
V. Report Of The Chief Executive Officer .....	ix
VI. Statement Of Performance Against Predetermined Objectives .....	x
VII. Corporate Governance Statement .....	xi
VIII. Management Discussion and Analysis.....	xi
IX. Environmental And Sustainability Reporting.....	xii
X. Report Of The Board Of Management.....	xiv
XI. Statement Of Board of Management’s Responsibilities.....	xv
XII. Report of the Independent Auditor (specify entity name) .....	xvi
XIII. Statement Of Financial Performance for The Year Ended 30 June 2022 .....	17
XIV. Statement of Financial Position as of 30 <sup>th</sup> June 2022 .....	2
XV. Statement of Changes in Net Asset for The Year Ended 30 June 2022.....	4
XVI. Statement of Cash Flows for The Year Ended 30 June 2022 .....	5
XVII. Statement Of Comparison of Budget and Actual Amounts For The Year Ended 30 June 2022 .....	7
XVIII. Notes To the Financial Statements.....	9

## **I. Key Entity Information and Management**

### **(a) Background information**

Tseikuru Hospital is a sub-county hospital established under gazette notice number xx and is domiciled in Kitui County under the Health Department. The hospital is governed by a Board of Management.

### **(b) Principal Activities**

The principal activity of the hospital is to provide health services to the people of Kitui and Government of Kenya as a whole. The vision is to have a community with healthy residents that embrace preventive healthcare and have access to affordable and equitable healthcare services. The mission of the hospital is providing accessible, affordable quality healthcare services to all through strengthening health care systems, scaling up health interventions, partnership and innovation and empowering communities to foster sustainable social and economic growth.

### **(c) Key Management**

The hospital's management is under the following key organs:

- County department of health
- Board of Management
- Accounting Officer/ Medical Superintendent
- Management

### **(d) Fiduciary Management**

The key management personnel who held office during the financial year ended 30<sup>th</sup> June 2022 and who had direct fiduciary responsibility were:

<b>No.</b>	<b>Designation</b>	<b>Name</b>
1.	CECM-County Treasury	<b>-Bernard Katungi</b>
2.	CECM-Health and Sanitation	<b>-Dr. Winnie Kitetu</b>
3.	Chief Officer-County Treasury	<b>-Justus Kalii</b>
4.	Chief Officer-Health and Sanitation	<b>-Kioko Kiilu</b>
5.	Medical Superintended	<b>-Dr. Ali Boga Koja</b>

### **(e) Fiduciary Oversight Arrangements**

- Clinical Research and Standards Committee.
- Audit committee
- Risk Committee
- County Assembly
- Parliamentary committees
- Other oversight committees

**(f) Entity Headquarters**

P.O. Box 613-90400  
TSEIKURU  
MWINGI.

**Entity Contacts**

Telephone: (+254) 713116269  
E-mail: tseikurusubdistrict@yahoo.com  
Website: www.kitui.go.ke

**(g) Entity Bankers**

Commercial Banks (*Kenya Commercial Bank*)

**(h) Independent Auditors**

Auditor General  
Office of Auditor General  
Anniversary Towers, Institute Way  
P.O. Box 30084  
GPO 00100  
Nairobi, Kenya

**(i) Principal Legal Adviser**

The Attorney General  
State Law Office  
Harambee Avenue  
P.O. Box 40112  
City Square 00200  
Nairobi, Kenya

**(j) County Attorney**

P.O. Box.33-90200  
KITUI, Kenya



## II. The Board of Management

Ref	Directors	Details
1.	John Maluki Ngoru	Chaiperson
2.	Stephen Matei	Sub County Administrator
3.	Josphat Mwendwa Mukiti	Representative, Business Community
4.	Titus Kyalo Ngui	Representative, Professional Groups
5.	Mary Maiu Muisyo	Representative, Active Women Groups
6.	Robert Musembi	Representative, Dominant Faith Based Organizations (FBOs)
7.	Ndanu John	Representative, Youth through National Youth Council (NYC)
8.	Syengo Kirugi	Representative, People living with Disability (PLWDs)
9.	Dr. Ali Boga Koja	Medical Superintendent
10.	Dr. Ali Boga Koja	Entity Secretary

## Management Team

Ref	Management	Details
1.	<b>-Dr. Ali Boga Koja</b>	Medical Superintendent
2.	<b>-CPA Denis Kimanzi</b>	Accountant
3.	<b>-Philip Kiema</b>	Supply Chain Officer
4.	<b>-Kalumu</b>	Nursing Officer in Charge
5.	<b>-Mwaniki Dennis M</b>	Administrative Officer

**IV. Chairman's Statement**

**V. Report of The Chief Executive Officer**

**VI. Statement Of Performance Against Predetermined Objectives**

Section 164 Subsection 2 (f) of the Public Finance Management Act, 2012 requires the accounting officer to include in the financial statement, a statement of the County Government entity’s performance against predetermined objectives.

*TSEIKURU SUB-COUNTY HOSPITAL* has strategic pillars/ themes/issues and objectives within the current Strategic Plan for the FY 0- FY 0. These strategic pillars/ themes/ issues are as follows;

Pillar /theme/issue 1:

Pillar/theme/issue 2:

*TSEIKURU SUB-COUNTY HOSPITAL* develops its annual work plans based on the above *X* pillars/Themes/Issues. Assessment of the Board’s performance against its annual work plan is done on a quarterly basis. The *TSEIKURU SUB-COUNTY HOSPITAL* achieved its performance targets set for the FY 2021/2022 period for its 0 strategic pillars, as indicated in the diagram below:

<b>Strategic Pillar/Theme/Issues</b>	<b>Objective</b>	<b>Key Performance Indicators</b>	<b>Activities</b>	<b>Achievements</b>
Pillar/ theme/ issue 1:				
Pillar/ theme/ issue 1:				

## **VII. Corporate Governance Statement**

## **VIII. Management Discussion and Analysis**

The management should make use of tables, graphs, pie charts and other descriptive tools to make the information as understandable as possible. The information should show a trend for the last three years. Some of the details to be included under this section are;

### **Clinical/operational performance**

- Bed capacity of the hospital.
- Overall patient attendance during the year for both inpatient and outpatient.
- Accident and Emergency attendance
- Specialised clinic attendance
- Average length of stay for in patient
- Bed occupancy rate
- Mortality rate
- Surgical theatre utilisation (number of operations over a period of time)
- Sponsorships and partnerships

### **Financial performance that includes**

- revenue sources,
- utilisation of funds etc

## **IX. Environmental And Sustainability Reporting**

**Tseikuru Sub-County Hospital** exists to transform lives. It's what guides us to deliver our strategy, - putting the client/Citizen first, delivering health services, and improving operational excellence. Below is an outline of the organisation's policies and activities that promote sustainability.

### ***i) Sustainability strategy and profile***

*The top management especially the accounting officer should make reference to sustainable efforts, broad trends in political and macroeconomic affecting sustainability priorities, reference to international best practices and key achievements and failure.*

### ***ii) Environmental performance***

*Outline clearly, environmental policy guiding the organisation, provide evidence of the policy. Outline successes, shortcomings, efforts to manage biodiversity, waste management policy and efforts to reduce environmental impact of the organisation's products.*

### ***iii) Employee welfare***

*Give account of the policies guiding the hiring process and whether they take into account the gender ratio, whether they take in stakeholder engagements and how often they are improved. Explain efforts made in improving skills and managing careers, appraisal and reward systems. The organisation should also disclose their policy on safety and compliance with Occupational Safety and Health Act of 2007, (OSHA.)*

### ***iv) Market place practices-***

*The organisation should outline its efforts to:*

#### ***a) Responsible competition practice.***

*Explain how the organisation ensures responsible competition practices with issues like anti-corruption, responsible political involvement, fair competition, and respect for competitors.*

#### ***b) Responsible Supply chain and supplier relations***

*Explain how the organisation maintains good business practices, and treats its own suppliers responsibly by honouring contracts and respecting payment practices.*

#### ***c) Responsible marketing and advertisement***

*Outline efforts to maintain ethical marketing practices.*

#### ***d) Product stewardship***

*Outline efforts to safeguard consumer rights and interests.*

v) ***Corporate Social Responsibility / Community Engagements***

*The organisation gives details of CSR activities carried out in the year and the impact to the society. Give evidence of community engagement including charitable giving (cash and material), Corporate Social Investment and other forms of community engagements.*

## **X. Report of The Board of Management**

The Board members submit their report together with the Audited Financial Statements for the year ended June 30, 2022, which show the state of the Tseikuru Sub-County Hospital affairs.

### **Principal activities**

The principal activities of the entity are provision of quality medical health care services to the patients, patients support and administration.

### **Results**

The results of the entity for the year ended June 30 are set out on pages xvi to 8 below

### **Board of Management**

The members of the Board who served during the year are shown on page vi. During the year no director retired/ resigned and no director was appointed with effect from 2021.

### **Auditors**

The Auditor General is responsible for the statutory audit of the Hospital in accordance with Article 229 of the Constitution of Kenya and the Public Audit Act 2015 or XYZ Certified Public Accountants were nominated by the Auditor General to carry out the audit of the *entity* for the year/period ended June 30, 0 in accordance to section 23 of the Public Audit Act, 2015 which empowers the Auditor General to appoint an auditor to audit on his behalf.

By Order of the Board

John Maluki Ngoru  
Chairman of the Board

## **XI. Statement of Board of Management's Responsibilities**

Section 164 of the Public Finance Management Act, requires the Board of Management to prepare financial statements in respect of the organization, which give a true and fair view of the state of affairs of the entity at the end of the financial year/period and the operating results of the Hospital for that year/period. The Board of Management is also required to ensure that the Hospital keeps proper accounting records which disclose with reasonable accuracy the financial position of the Hospital. The council members are also responsible for safeguarding the assets of the Hospital.

The Board of Managements responsible for the preparation and presentation of the Hospital's financial statements, which give a true and fair view of the state of affairs of the Hospital for and as at the end of the financial year (period) ended on June 30, 2022. This responsibility includes: (i) maintaining adequate financial management arrangements and ensuring that these continue to be effective throughout the reporting period, (ii) maintaining proper accounting records, which disclose with reasonable accuracy at any time the financial position of the entity, (iii) designing, implementing and maintaining internal controls relevant to the preparation and fair presentation of the financial statements, and ensuring that they are free from material misstatements, whether due to error or fraud, (iv) safeguarding the assets of the Hospital; (v) selecting and applying appropriate accounting policies, and (vi) making accounting estimates that are reasonable in the circumstances.


The Board of Management accepts responsibility for the Hospital's financial statements, which have been prepared using appropriate accounting policies supported by reasonable and prudent judgements and estimates, in conformity with International Public Sector Accounting Standards (IPSAS), and in the manner required by the PFM Act, 2012). The Board members are of the opinion that the Hospital's financial statements give a true and fair view of the state of Hospital's transactions during the financial year ended June 30, 2022, and of the Hospital's financial position as at that date. The Board members further confirm the completeness of the accounting records maintained for the Hospital, which have been relied upon in the preparation of the Hospital's financial statements as well as the adequacy of the systems of internal financial control.

Nothing has come to the attention of the Board of management to indicate that the Hospital will not remain a going concern for at least the next twelve months from the date of this statement.

### **Approval of the financial statements**

The Hospital's financial statements were approved by the Board on \_\_\_\_\_ and signed on its behalf by:

.....  
**John Maluki Ngoru**  
**Chairperson**  
**Board of Management**

  
.....  
**Dr. Ali Boga Koja**  
**Accounting Officer**  
**Tseikuru Sub-County Hospital**

**XII. Report of the Independent Auditor**

## XIII. Statement of Financial Performance for The Year Ended 30 June 2022

Description	Notes	2021/22 Kshs	2020/21 Kshs
<b>Revenue from non-exchange transactions</b>			
Transfers from the County Government	6	8,291,170.00	0
In- kind contributions from the County Government	7	0	0
Grants from donors and development partners	8	0	0
Transfers from other Government entities	9	0	0
Public contributions and donations	10	0	0
		<b>8,291,170.00</b>	<b>0</b>
<b>Revenue from exchange transactions</b>			
Rendering of services- Medical Service Income	11	4,905,883.00	0
Revenue from rent of facilities	12	0	0
Finance /Interest Income	13	0	0
Other income	14	0	0
		<b>4,905,883.00</b>	<b>0</b>
<b>Total Revenue</b>		<b>13,197,053.00</b>	<b>0</b>
<b>Expenses</b>			
Medical/Clinical costs	15	1,924,800	0
Employee costs	16	1,208,000.00	0
Board of Management Expenses	17	14,500.00	0
Depreciation and amortization expense	18	0	0
Repairs and maintenance	19	1,308,050.00	0
Grants and subsidies	20	0	0
General expenses	21	3,967,891.00	0
Finance costs	22 (a)	0	0
Transfer to the County Government	22 (b)	4,905,883.00	
<b>Total Expenses</b>		<b>13,329,124.00</b>	<b>0</b>

# REPUBLIC OF KENYA

Telephone: +254-(20) 3214000  
E-mail: info@oagkenya.go.ke  
Website: www.oagkenya.go.ke



**HEADQUARTERS**  
Anniversary Towers  
Monrovia Street  
P.O. Box 30084-00100  
NAIROBI

## **REPORT OF THE AUDITOR-GENERAL ON TSEIKURU LEVEL 4 HOSPITAL FOR THE YEAR ENDED 30 JUNE, 2022 - COUNTY GOVERNMENT OF KITUI**

---

### **PREAMBLE**

I draw your attention to the contents of my report which is in three parts:

- A. Report on the Financial Statements that considers whether the financial statements are fairly presented in accordance with the applicable financial reporting framework, accounting standards and the relevant laws and regulations that have a direct effect on the financial statements.
- B. Report on Lawfulness and Effectiveness in Use of Public Resources which considers compliance with applicable laws, regulations, policies, gazette notices, circulars, guidelines and manuals and whether public resources are applied in a prudent, efficient, economic, transparent and accountable manner to ensure Government achieves value for money and that such Hospitals are applied for the intended purpose.
- C. Report on the Effectiveness of Internal Controls, Risk Management and Governance which considers how the entity has instituted checks and balances to guide internal operations. This responds to the effectiveness of the governance structure, the risk management environment, and the internal controls developed and implemented by those charged with governance for orderly, efficient and effective operations of the entity.

An unmodified opinion does not necessarily mean that an entity has complied with all relevant laws and regulations, and that its internal controls, risk management and governance systems are properly designed and were working effectively in the financial year under review.

The three parts of the report are aimed at addressing the statutory roles and responsibilities of the Auditor-General as provided by Article 229 of the Constitution, the Public Finance Management Act, 2012 and the Public Audit Act, 2015. The three parts of the report, when read together constitute the report of the Auditor-General.

### **REPORT ON THE FINANCIAL STATEMENTS**

#### **Adverse Opinion**

I have audited the accompanying financial statements of Tseikuru Level 4 Hospital set out on pages xvii and 1 to 49 which comprise the statement of financial position as at 30 June, 2022 and the statement of financial performance, statement of changes in net

assets, statement of cash flows and statement of comparison of budget and actual amounts for the year then ended, and a summary of significant accounting policies and other explanatory information in accordance with the provisions of Article 229 of the Constitution of Kenya and Section 35 of the Public Audit Act, 2015. I have obtained all the information and explanations which, to the best of my knowledge and belief, were necessary for the purpose of the audit.

In my opinion, because of the significance of the matters discussed in the Basis for Adverse Opinion section of my report, the financial statements do not present fairly, the financial position of Tseikuru Level 4 Hospital as at 30 June, 2022, and of its financial performance and its cash flows for the year then ended, in accordance with International Public Sector Accounting Standards (Accrual Basis) and do not comply with the Public Finance Management Act, 2012.

### **Basis for Adverse Opinion**

#### **1. Errors on Presentation and Disclosures in the Financial Statements**

The annual reports and the financial statements prepared and presented for audit had the following errors and omissions: -

- i. The Director's passport-size photo and name, and key profession/academic qualifications was not indicated;
- ii. The Key Managers' passport-size photo and name, and key profession/academic qualifications were not indicated;
- iii. The Chairman's Statement was not included;
- iv. Report of The Chief Executive Officer was not included;
- v. Statement of Performance Against Predetermined Objectives was not included;
- vi. Corporate Governance Statement was not updated, a template was attached;
- vii. Management Discussion and Analysis was not updated, a template was attached;
- viii. Environmental and Sustainability Reporting was not updated and just copied from template;
- ix. Report of The Board of Management was not updated and just copied from template;
- x. Statement of Board of Management's Responsibilities was not updated and just copied from the template;
- xi. The financial statements were set out on pages xvii and 1 to 49;

- xii. The statement of financial position was not balanced and the statement of net changes in assets reflects Nil balances yet the facility had a deficit of Kshs.132,071; and
- xiii. The Notes to the financial statements were not adequately documented as per the Public Sector Accounting Standard Board templates.

In the circumstances, the financial statements do not conform to the format prescribed by the Public Sector Accounting Standard Board (PSASB).

## **2. Non-disclosure of Property, Plant and Equipment**

The statement of financial position and as disclosed in Note 31 to the financial statements reflects Nil balance on property, plant and equipment. However, the Hospital has movable and non-movable assets of undetermined value relating to land, buildings, and computers.

In the circumstances, the accuracy and completeness of the property, plant and equipment balance as at 30 June, 2022 could not be ascertained.

## **3. Undisclosed Long Outstanding Trade Payables**

The statement of financial position reflects a Nil balance in respect of trade and other payables. However, review of the facility's records provided for audit revealed that an amount of Kshs.1,412,950 was outstanding, being amount due to suppliers who were yet to be paid as at 30 June 2022, but were not included in the financial statements under accounts payables. Further, no creditors ledger was provided with aging analysis, thus, it is was not possible to ascertain the duration the liabilities had been outstanding. In addition, trade payables were not captured in the budget and did not form a first charge.

In the circumstances, the accuracy and completeness of trade and other payables Nil balance as at 30 June, 2022 could not be ascertained.

## **4. Unsupported Revenue from Exchange Transactions**

The statement of financial performance and as disclosed in Note 11 to the financial statements reflects revenue from rendering of services - medical service income of Kshs.4,905,883. Even though the facility management explained that the revenue collected was transferred to the County Government of Kitui bank accounts, no supporting documents including Mpesa transactions and cash books were provided to support the revenue collected by the facility.

In the circumstances, the accuracy and completeness of the revenue of Kshs.4,905,883 for the year ended 30 June, 2023 could not be confirmed.

The audit was conducted in accordance with International Standards of Supreme Audit Institutions (ISSAIs). I am independent of the Tseikuru Level 4 Hospital – County Government of Kitui Management in accordance with ISSAI 130 on Code of Ethics. I have fulfilled other ethical responsibilities in accordance with the ISSAI and in accordance with other ethical requirements applicable to performing audits of financial statements in Kenya. I believe that the audit evidence I have obtained is sufficient and appropriate to provide a basis for my adverse opinion.

### **Key Audit Matters**

Key audit matters are those matters that, in my professional judgment, are of most significance in the audit of the financial statements. There were no key audit matters to report in the year under review.

## **REPORT ON LAWFULNESS AND EFFECTIVENESS IN USE OF PUBLIC RESOURCES**

### **Conclusion**

As required by Article 229(6) of the Constitution, because of the significance of the matters discussed in the Basis for Adverse Opinion and Basis for Conclusion on Lawfulness and Effectiveness in Use of Public Resources sections of my report, based on the audit procedures performed, I confirm that, public resources have not been applied lawfully and in an effective way.

### **Basis for Conclusion**

#### **1. Non - Compliance with requirements in Universal Health Care**

The statement of financial performance and as disclosed in Note 16 to the financial statements reflect employee costs of Kshs.1,208,000. Review of the records in the facility and analysis of healthcare staffing, interviews and physical verifications of medical equipment's available at the facility revealed that the facility does not have the required staff numbers as per Kenya Quality Model for Health requirements. Further, the facility does not offer all services that are required to be offered by a level 4 hospital and the facility's theatre was not functional.

In the circumstances, Management was in breach of the guidelines.

#### **2. Weakness in Inventories Management**

Physical verification of the hospital storage rooms for pharmaceutical and non-pharmaceutical products revealed that the hospital does not have adequate storage space and medical products. Further, the facility held expired drugs of undetermined value at its stores. In addition, the facility's pharmacy was not registered with the Pharmacy and Poisons Board.

In the circumstances, Management was in breach of the law.

The audit was conducted in accordance with ISSAI 4000. The standard requires that I comply with ethical requirements and plan and perform the audit to obtain assurance about whether the activities, financial transactions and information reflected in the financial statements are in compliance, in all material respects, with the authorities that govern them. I believe that the audit evidence I have obtained is sufficient and appropriate to provide a basis for my conclusion.

## REPORT ON EFFECTIVENESS OF INTERNAL CONTROLS, RISK MANAGEMENT AND GOVERNANCE

### Conclusion

As required by Section 7(1)(a) of the Public Audit Act, 2015, because of the significance of the matters discussed in the Basis for Adverse Opinion and Basis for Conclusion on Effectiveness of Internal Controls, Risk Management and Governance sections of my report, based on the audit procedures performed, I confirm that, internal controls, risk management and overall governance were not effective.

### Basis for Conclusion

#### 1. Failure to Maintain an Assets Register

Records provided for audit revealed that the hospital does not maintain an asset register for its movable and non-movable assets. This is contrary to Regulation 170(1) of the Public Procurement and Asset Disposal Regulations, 2020 which provides that an Accounting Officer of a procuring entity shall be responsible for maintaining a register of assets under his or her control or possession.

In circumstances, internal controls over asset management could not be confirmed.

#### 2. Lack of Risk Management Policy

During the year under review, the hospital did not have a risk management policy in place contrary to Regulation 158(1) of the Public Finance Management (County Governments) Regulations, 2015 which states that the Accounting Officer shall ensure that (a) the county government entity develops risk management strategies, which include fraud prevention mechanism; and (b) the county government entity develops a system of risk management and internal control that builds robust business operations.

In circumstances, the effectiveness on risk management could not be confirmed.

The audit was conducted in accordance with ISSAI 2315 and ISSAI 2330. The standards require that I plan and perform the audit to obtain assurance about whether effective

processes and systems of internal control, risk management and overall governance were operating effectively, in all material respects. I believe that the audit evidence I have obtained is sufficient and appropriate to provide a basis for my conclusion.

### **Responsibilities of Management and those Charged with Governance**

Management is responsible for the preparation and fair presentation of these financial statements in accordance with International Public Sector Accounting Standards (Accrual Basis) and for maintaining effective internal control as Management determines is necessary to enable the preparation of financial statements that are free from material misstatement, whether due to fraud or error and for its assessment of the effectiveness of internal control, risk management and governance.

In preparing the financial statements, Management is responsible for assessing the Hospital's ability to sustain its services, disclosing, as applicable, matters related to sustainability of services unless the Management is aware of the intention to terminate the Hospital or to cease operations.

Management is also responsible for the submission of the financial statements to the Auditor-General in accordance with the provisions of Section 47 of the Public Audit Act, 2015.

In addition to the responsibility for the preparation and presentation of the financial statements described above, Management is also responsible for ensuring that the activities, financial transactions and information reflected in the financial statements are in compliance with the authorities which govern them, and that public resources are applied in an effective way.

Those charged with governance are responsible for overseeing the Hospital's financial reporting process, reviewing the effectiveness of how the Hospital monitors compliance with relevant legislative and regulatory requirements, ensuring that effective processes and systems are in place to address key roles and responsibilities in relation to overall governance and risk management, and ensuring the adequacy and effectiveness of the control environment.

### **Auditor-General's Responsibilities for the Audit**

The audit objectives are to obtain reasonable assurance about whether the financial statements as a whole are free from material misstatement, whether due to fraud or error, and to issue an auditor's report that includes my opinion in accordance with the provisions of Section 48 of the Public Audit Act, 2015 and submit the audit report in compliance with Article 229(7) of the Constitution. Reasonable assurance is a high level of assurance, but is not a guarantee that an audit conducted in accordance with ISSAIs will always detect a material misstatement and weakness when it exists. Misstatements can arise from fraud or error and are considered material if, individually or in the aggregate, they could

reasonably be expected to influence the economic decisions of users taken on the basis of these financial statements.

In addition to the audit of the financial statements, a compliance audit is planned and performed to express a conclusion about whether, in all material respects, the activities, financial transactions and information reflected in the financial statements are in compliance with the authorities that govern them and that public resources are applied in an effective way, in accordance with the provisions of Article 229(6) of the Constitution and submit the audit report in compliance with Article 229(7) of the Constitution.

Further, in planning and performing the audit of the financial statements and audit of compliance, I consider internal control in order to give an assurance on the effectiveness of internal controls, risk management and overall governance processes and systems in accordance with the provisions of Section 7(1)(a) of the Public Audit Act, 2015 and submit the audit report in compliance with Article 229(7) of the Constitution. My consideration of the internal control would not necessarily disclose all matters in the internal control that might be material weaknesses under the ISSAIs. A material weakness is a condition in which the design or operation of one or more of the internal control components does not reduce to a relatively low level the risk that misstatements caused by error or fraud in amounts that would be material in relation to the financial statements being audited may occur and not be detected within a timely period by employees in the normal course of performing their assigned functions.

Because of its inherent limitations, internal control may not prevent or detect misstatements and instances of non-compliance. Also, projections of any evaluation of effectiveness to future periods are subject to the risk that controls may become inadequate because of changes in conditions, or that the degree of compliance with the Hospital's policies and procedures may deteriorate.

As part of an audit conducted in accordance with ISSAIs, I exercise professional judgement and maintain professional skepticism throughout the audit. I also:


- Identify and assess the risks of material misstatement of the financial statements, whether due to fraud or error, design and perform audit procedures responsive to those risks, and obtain audit evidence that is sufficient and appropriate to provide a basis for my opinion. The risk of not detecting a material misstatement resulting from fraud is higher than for one resulting from error, as fraud may involve collusion, forgery, intentional omissions, misrepresentations, or the override of internal control.
- Evaluate the appropriateness of accounting policies used and the reasonableness of accounting estimates and related disclosures made by the Management.
- Conclude on the appropriateness of the Management's use of appropriate basis of accounting and, based on the audit evidence obtained, whether a material uncertainty exists related to events or conditions that may cast significant doubt on the Hospital's ability to sustain its services. If I conclude that a material uncertainty exists, I am

required to draw attention in the auditor's report to the related disclosures in the financial statements or, if such disclosures are inadequate, to modify my opinion. My conclusions are based on the audit evidence obtained up to the date of my audit report. However, future events or conditions may cause the Hospital to cease to sustain its services.

- Evaluate the overall presentation, structure and content of the financial statements, including the disclosures, and whether the financial statements represent the underlying transactions and events in a manner that achieves fair presentation.
- Obtain sufficient appropriate audit evidence regarding the financial information and business activities of the Hospital to express an opinion on the financial statements.
- Perform such other procedures as I consider necessary in the circumstances.

I communicate with the Management regarding, among other matters, the planned scope and timing of the audit and significant audit findings, including any significant deficiencies in internal controls that are identified during the audit.

I also provide Management with a statement that I have complied with relevant ethical requirements regarding independence and to communicate with them all relationships and other matters that may reasonably be thought to bear on my independence and where applicable, related safeguards.

  
CPA Nancy Gathungu, CBS  
AUDITOR-GENERAL

Nairobi

11 October, 2023

<b>Other gains/(losses)</b>			
Gain on disposal of non-Current assets	23	0	0
Unrealized gain on fair value of investments	24	0	0
Medical services contracts Gains/Losses	25	0	0
Impairment loss	26	0	0
Gain on foreign exchange transactions		0	0
<b>Total other gains/(losses)</b>		<b>0</b>	<b>0</b>
<b>Net Surplus for the year</b>		<b>-132,071.00</b>	<b>0</b>
Attributable to:			
Surplus/(deficit) attributable to minority interest		0	0
Surplus attributable to owners of the controlling entity		0	0
Changes in Bank Balances		<b>-132,071.00</b>	<b>0</b>

The notes set out on pages 24 to 41 form an integral part of the Annual Financial Statements.

The Hospital's financial statements were approved by the Board on \_\_\_\_\_ and signed on its behalf by:

.....  
**John Maluki Ngoru**  
**Chairman**  
**Board of Management**

*He*  
.....  
*Kenneth Mue*  
**Head of Finance**  
**ICPAK No: 28541**

*Ali Boga Koja*  
.....  
**Dr. Ali Boga Koja**  
**Medical Superintendent**  
**Tseikuru Sub-County**  
**Hospital**

**XIV. Statement of Financial Position as of 30<sup>th</sup> June 2022**

<b>Description</b>	<b>Notes</b>	<b>2021/22</b>	<b>2020/21</b>
		<b>Kshs</b>	<b>Kshs</b>
<b>Assets</b>			
<b>Current assets</b>			
Cash and cash equivalents	27	25,422.05	0
Receivables from exchange transactions	28	0	0
Receivables from non-exchange transactions	29	0	0
Inventories	30	0	0
<b>Total Current Assets</b>		<b>25,422.05</b>	<b>0</b>
<b>Non-current assets</b>			
Property, plant, and equipment	31	0	0
Intangible assets	32	0	0
Investment property	33	0	0
<b>Total Non-current Assets</b>		<b>0</b>	<b>0</b>
<b>Total assets</b>		<b>25,422.05</b>	<b>0</b>
<b>Liabilities</b>			
<b>Current liabilities</b>			
Trade and other payables	34	0	0
Refundable deposits from customers/Patients	35	0	0
Provisions	36	0	0
Finance lease obligation	37	0	0
Current portion of deferred income	38	0	0
Current portion of borrowings	39	0	0
<b>Total Current Liabilities</b>		<b>0</b>	<b>0</b>
<b>Non-current liabilities</b>			
Provisions	36	0	0
Non-Current Finance lease obligation	37	0	0
Non-Current portion of deferred income	38	0	0
Non - Current portion of borrowings	39	0	0
Service concession liability	40	0	0
<b>Total Non-current liabilities</b>		<b>0</b>	<b>0</b>

Description	Notes	2021/22	2020/21
		Kshs	Kshs
<b>Total Liabilities</b>		<b>0</b>	<b>0</b>
<b>Netassets</b>			
Revaluation reserve		0	0
Accumulated surplus/Deficit		0	0
Capital Fund		0	0
		<b>0</b>	<b>0</b>
<b>TotalNetAssetsandLiabilities</b>		<b>25,422.05</b>	<b>0</b>

The notes set out on pages 24 to 41 form an integral part of the Annual Financial Statements.

The Hospital's financial statements were approved by the Board on \_\_\_\_\_ and signed on its behalf by:

.....	.....	.....
<b>John Maluki Ngoru</b> <b>Chairman</b> <b>Board of Management</b>	<i>He</i> <b>Winnie Mue</b> <b>Head of Finance</b> <b>ICPAK No: 28941</b>	<i>[Signature]</i> <b>Dr. Ali Boga Koja</b> <b>Medical Superintendent</b> <b>Tseikuru Sub-County</b> <b>Hospital</b>


**XV. Statement of Changes in Net Asset for The Year Ended 30 June 2022**


	Revaluation reserve	Accumulated surplus/Deficit	Capital Fund	Total
As at July 1, 2020	0	0	0	0
Revaluation gain	0	-	-	0
Surplus/(deficit) for the year	-	0	-	0
Capital/Development grants	-	-	0	0
As at June 30, 2021	0	0	0	0
At July 1, 2021	0	0	0	0
Revaluation gain	0	-	-	0
Surplus/(deficit) for the year	-	(132,071.00)	-	(132,071.00)
Capital/Development grants	-	-	0	0
At June 30, 2022	0	(132,071.00)	-	(132,071.00)

The notes set out on pages 24 to 41 form an integral part of the Annual Financial Statements.

The Hospital's financial statements were approved by the Board on \_\_\_\_\_ and signed on its behalf by:

.....  
John Maluki Ngoru  
Chairman  
Board of Management

  
.....  
Winnie Njue  
Head of Finance  
ICPAK No: 28944

  
.....  
Dr. Ali Boga Koja  
Medical Superintendent  
Tseikuru Sub-County  
Hospital

**XVI. Statement of Cash Flows for The Year Ended 30 June 2022**


<b>Description</b>		<b>2021/22</b>	<b>2020/21</b>
	<b>Note</b>	<b>Kshs</b>	<b>Kshs</b>
<b>Cash flows from operating activities</b>			
<b>Receipts</b>			
Transfers from the County Government	6	8,291,170.00	0
Grants from donors and development partners	8	0	0
Transfers from other Government entities	9	0	0
Public contributions and donations	10	0	0
Rendering of services- Medical Service Income	11	4,905,883.00	0
Revenue from rent of facilities	12	0	0
Finance/interest income	13	0	0
Other receipt	14	0	0
<b>Total Receipts</b>		<b>13,197,053.00</b>	<b>0</b>
<b>Payments</b>			
Medical/Clinical costs	15	1,924,800.00	0
Employee costs	16	1,208,000.00	0
Board of Management Expenses	17	14500.00	0
Repairs and maintenance	19	1,308,050.00	0
Grants and subsidies	20	0	0
General expenses	21	3,967,891.00	0
Finance costs	22(a)	0	0
Refunds paid out		0	0
Transfers to the County Government	22(b)	4,905,883.00	
<b>Total Payments</b>		<b>13,329,124.00</b>	<b>0.00</b>
<b>Net cash flows from operating activities</b>	41	<b>-132,071.00</b>	<b>-</b>
<b>Cash flows from investing activities</b>			
Purchase of property, plant, equipment, & intangible assets		0	0
Proceeds from the sale of property, plant, and equipment		0	0
Acquisition of investments		0	0
<b>Net cashflows from investing activities</b>		<b>0</b>	<b>0</b>
<b>Cashflows from financing activities</b>		<b>0</b>	<b>0</b>
Proceeds from borrowings		0	0
Repayment of borrowings		0	0


Description		2021/22	2020/21
	Note	Kshs	Kshs
Capital grants received		0	0
<b>Net cash flows used in financing activities</b>		0	0
<b>Net increase/(decrease) in cash and cash equivalents</b>		<b>0</b>	<b>(0)</b>
Cash and cash equivalents at 1 July	27	0	0
<b>Cash and cash equivalents at 30 June 2022</b>	27	<b>-132,071.00</b>	<b>0</b>

The notes set out on pages 24 to 41 form an integral part of the Annual Financial Statements.

The Hospital's financial statements were approved by the Board on \_\_\_\_\_ and signed on its behalf by:

.....  
**John Maluki Ngoru**  
**Chairman**  
**Board of Management**

  
 .....  
**Willie Sio**  
**Head of Finance**  
**ICPAK No: 28941**

  
 .....  
**Dr. Ali Boga Koja**  
**Medical Superintendent**  
**Tseikuru Sub-County**  
**Hospital**

*Tseikuru Sub-County Hospital (Kitui County Government)*  
*Annual Report and Financial Statements for The Year Ended 30<sup>th</sup> June 2022*

**XVII. Statement Of Comparison of Budget and Actual Amounts For The Year Ended 30 June 2022**

Description	Original budget	Adjustments	Final budget	Actual on comparable basis	Performance difference	% of utilisation
	a	B	c=(a+b)	d	e=(c-d)	f=d/c%
	Kshs	Kshs	Kshs	Kshs	Kshs	
<b>Revenue</b>						
Transfers from the County Government	9,600,000.00	0	9,600,000.00	8,291,170.00	1,308,830.00	86%
Grants from donors and development partners	0	0	0.00	-	-	0%
Transfers from other Government entities	0	0	0.00	-	-	0%
Public contributions and donations	0	0	0.00	-	-	0%
Rendering of services- Medical Service Income	4,905,883.00	0	4,905,883.00	4,905,883.00	-	0%
Revenue from rent of facilities	0	0	0.00	-	-	0%
Finance / interest income	0	0	0.00	-	-	0%
Other receipts ( <i>specify</i> )	0	0	0.00	-	-	0%
<b>Total income</b>	<b>14,505,883.00</b>	<b>-</b>	<b>14,505,883.00</b>	<b>13,197,053.00</b>	<b>1,308,830.00</b>	<b>91%</b>
<b>Expenses</b>						
Medical/Clinical costs	2,000,000.00	0	2,000,000.00	1,924,800.00	75,200.00	96%
Employee costs	1,600,000.00	0	1,600,000.00	1,208,000.00	392,000.00	76%
Remuneration of directors	0	0	0	0	0	0%
Repairs and maintenance	1,500,000.00		1,500,000.00	1,308,050.00	191,950.00	87%
Grants and subsidies	0	0	0	-		0%
General expenses	4,500,000.00	0	4,500,000.00	3,967,891.00	532,109.00	88%
Finance costs	0	0	0	0	0	0%
Medical Service Income swipes to Kitui County Revenue Collection Account	4,905,883.00	0	4,905,883.00	4,905,883.00	-	0%
Refunds	0	0	0	0	0	0%
<b>TOTAL</b>	<b>14,505,883.00</b>	<b>0.00</b>	<b>14,505,883.00</b>	<b>13,314,624.00</b>	<b>1,191,259.00</b>	<b>92%</b>

*Tseikuru Sub-County Hospital (Kitui County Government)*  
*Annual Report and Financial Statements for The Year Ended 30<sup>th</sup> June 2022*

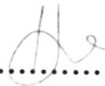
<b>Surplus for the period</b>	<b>0.00</b>	<b>0.00</b>	<b>0.00</b>	<b>(117,571.00)</b>	<b>117,571.00</b>	
<b>Capital expenditure</b>						


The difference between the budgeted and actual amount (Ksh, 1,308,830.00) were funds not disbursed to the Hospital in the Financial Year.

The notes set out on pages 24 to 41 form an integral part of the Annual Financial Statements.

The Hospital's financial statements were approved by the Board on \_\_\_\_\_ and signed on its behalf by:

.....  
**John Maluki Ngoru**  
**Chairman**  
**Board of Management**

  
 .....  
**Winnie Nue**  
**Head of Finance**  
**ICPAK No: 28941**

  
 .....  
**Dr. Ali Boga Koja**  
**Medical Superintendent**  
**Tseikuru Sub-County Hospital**

## **XVIII. Notes To the Financial Statements**

### **1. General Information**

Tseikuru Sub-County Hospital is established by and derives its authority and accountability from 0 Act. The entity is wholly owned by the Government of Kenya and is domiciled in Kenya. The entity's principal activity is to offer medical services.

### **2. Statement Of Compliance And Basis Of Preparation**

The financial statements have been prepared on a historical cost basis except for the measurement at re-valued amounts of certain items of property, plant, and equipment, marketable securities and financial instruments at fair value, impaired assets at their estimated recoverable amounts and actuarially determined liabilities at their present value. The preparation of financial statements in conformity with International Public Sector Accounting Standards (IPSAS) allows the use of estimates and assumptions. It also requires management to exercise judgement in the process of applying the Hospitals' accounting policies. The areas involving a higher degree of judgment or complexity, or where assumptions and estimates are significant to the financial statements, are disclosed in Notes sections. The financial statements have been prepared and presented in Kenya Shillings, which is the functional and reporting currency of the Hospital.

The financial statements have been prepared in accordance with the PFM Act and International Public Sector Accounting Standards (IPSAS). The accounting policies adopted have been consistently applied to all the years presented.

### **3. Adoption of New and Revised Standards**

IPSASB deferred the application date of standards from 1<sup>st</sup> January 2022 owing to Covid19. This was done to provide entities with time to effectively apply the standards. The deferral was set for 1<sup>st</sup> January 2023.

*Notes to the Financial Statements (Continued)*

**i. New and amended standards and interpretations in issue but not yet effective in the year ended 30 June 2022.**

<b>Standard</b>	<b>Effective date and impact:</b>
<b>IPSAS 41:</b> Financial Instruments	<p><b>Applicable: 1<sup>st</sup> January 2023:</b></p> <p>The objective of IPSAS 41 is to establish principles for the financial reporting of financial assets and liabilities that will present relevant and useful information to users of financial statements for their assessment of the amounts, timing and uncertainty of an Entity's future cash flows.</p> <p>IPSAS 41 provides users of financial statements with more useful information than IPSAS 29, by:</p> <ul style="list-style-type: none"> <li>• Applying a single classification and measurement model for financial assets that considers the characteristics of the asset's cash flows and the objective for which the asset is held;</li> <li>• Applying a single forward-looking expected credit loss model that is applicable to all financial instruments subject to impairment testing; and</li> <li>• Applying an improved hedge accounting model that broadens the hedging arrangements in scope of the guidance. The model develops a strong link between an Entity's risk management strategies and the accounting treatment for instruments held as part of the risk management strategy.</li> </ul>
<b>IPSAS 42:</b> Social Benefits	<p><b>Applicable: 1<sup>st</sup> January 2023</b></p> <p>The objective of this Standard is to improve the relevance, faithful representativeness and comparability of the information that a reporting Entity provides in its financial statements about social benefits. The information provided should help users of the financial statements and general-purpose financial reports assess:</p> <p>(a) The nature of such social benefits provided by the Entity;</p> <p>(b) The key features of the operation of those social benefit schemes; and</p>

Standard	Effective date and impact:
	(c) The impact of such social benefits provided on the Entity's financial performance, financial position and cash flows.
Amendments to Other IPSAS resulting from IPSAS 41, Financial Instruments	<p><b>Applicable: 1st January 2023:</b></p> <p>a) Amendments to IPSAS 5, to update the guidance related to the components of borrowing costs which were inadvertently omitted when IPSAS 41 was issued.</p> <p>b) Amendments to IPSAS 30, regarding illustrative examples on hedging and credit risk which were inadvertently omitted when IPSAS 41 was issued.</p> <p>c) Amendments to IPSAS 30, to update the guidance for accounting for financial guarantee contracts which were inadvertently omitted when IPSAS 41 was issued.</p> <p>Amendments to IPSAS 33, to update the guidance on classifying financial instruments on initial adoption of accrual basis IPSAS which were inadvertently omitted when IPSAS 41 was issued.</p>
Other improvements to IPSAS	<p><b>Applicable 1<sup>st</sup> January 2023</b></p> <ul style="list-style-type: none"> <li>• <i>IPSAS 22 Disclosure of Financial Information about the General Government Sector.</i></li> </ul> <p>Amendments to refer to the latest System of National Accounts (SNA 2008).</p> <ul style="list-style-type: none"> <li>• <i>IPSAS 39: Employee Benefits</i></li> </ul> <p>Now deletes the term composite social security benefits as it is no longer defined in IPSAS.</p> <ul style="list-style-type: none"> <li>• <b>IPSAS 29: Financial instruments: Recognition and Measurement</b></li> </ul> <p>Standard no longer included in the 2021 IPSAS handbook as it is now superseded by IPSAS 41 which is applicable from 1<sup>st</sup> January 2023.</p>
IPSAS 43	<p><b>Applicable 1<sup>st</sup> January 2025</b></p> <p>The standard sets out the principles for the recognition, measurement, presentation, and disclosure of leases. The objective is to ensure that lessees and lessors provide relevant information in a manner that faithfully represents those transactions. This information gives a basis for users of financial statements to assess the effect that leases have on the financial position, financial performance and cashflows of an Entity.</p>

Standard	Effective date and impact:
	The new standard requires entities to recognise, measure and present information on right of use assets and lease liabilities.
IPSAS 44: Non-Current Assets Held for Sale and Discontinued Operations	<p><i>Applicable 1<sup>st</sup> January 2025</i></p> <p>The Standard requires,</p> <p>Assets that meet the criteria to be classified as held for sale to be measured at the lower of carrying amount and fair value less costs to sell and the depreciation of such assets to cease and:</p> <p>Assets that meet the criteria to be classified as held for sale to be presented separately in the statement of financial position and the results of discontinued operations to be presented separately in the statement of financial performance.</p>

**ii. Early adoption of standards**

The entity did not early – adopt any new or amended standards in the year 0/0

**4. Summary Of Significant Accounting Policies**

**a) Revenue recognition**

**i) Revenue from non-exchange transactions**

**Transfers from other Government entities**

Revenues from non-exchange transactions with other government entities are measured at fair value and recognized on obtaining control of the asset (*cash, goods, services, and property*) if the transfer is free from conditions and it is probable that the economic benefits or service potential related to the asset will flow to the entity and can be measured reliably.

*Notes to the Financial Statements (Continued)*

**Revenue from exchange transactions**

**Rendering of services**

The entity recognizes revenue from rendering of services by reference to the stage of completion when the outcome of the transaction can be estimated reliably. The stage of completion is measured by reference to labour hours incurred to date as a percentage of total estimated labour hours. Where the contract outcome cannot be measured reliably, revenue is recognized only to the extent that the expenses incurred are recoverable.

**Sale of goods**

Revenue from the sale of goods is recognized when the significant risks and rewards of ownership have been transferred to the buyer, usually on delivery

of the goods and when the amount of revenue can be measured reliably, and it is probable that the economic benefits or service potential associated with the transaction will flow to the entity.

**Interest income**

Interest income is accrued using the effective yield method. The effective yield discounts estimated future cash receipts through the expected life of the financial asset to that asset's net carrying amount. The method applies this yield to the principal outstanding to determine interest income for each period.

**Dividends**

Dividends or similar distributions must be recognized when the shareholder's or the entity's right to receive payments is established.

**Rental income**

Rental income arising from operating leases on investment properties is accounted for on a straight-line basis over the lease terms and included in revenue.

*Notes to the Financial Statements (Continued)*

**b) Budget information**

The original budget for FY 2021/2022 was approved by Board. Subsequent revisions or additional appropriations were made to the approved budget in accordance with specific approvals from the appropriate authorities. The additional appropriations are added to the original budget by the entity upon receiving the respective approvals in order to conclude the final budget. Accordingly, the entity recorded additional appropriations of Ksh.0 on the FY 2021/2022 budget following the Board's approval. The entity's budget is prepared on a different basis to the actual income and expenditure disclosed in the financial statements. The financial statements are prepared on accrual basis using a classification based on the nature of expenses in the statement of financial performance, whereas the budget is prepared on a cash basis. The amounts in the financial statements were recast from the accrual basis to the cash basis and reclassified by presentation to be on the same basis as the approved budget.

A comparison of budget and actual amounts, prepared on a comparable basis to the approved budget, is then presented in the statement of comparison of budget and actual amounts. In addition to the Basis difference, adjustments to amounts in the financial statements are also made for differences in the formats and classification schemes adopted for the presentation of the financial statements and the approved budget. A statement to reconcile the actual amounts on a comparable basis included in the statement of comparison of budget and actual amounts and the actuals as per the statement of financial performance has been presented under page 5 of these financial statements.

*Notes to the Financial Statements (Continued)*

**c) Taxes**

**Sales tax/ Value Added Tax**

Expenses and assets are recognized net of the amount of sales tax, except:

- When the sales tax incurred on a purchase of assets or services is not recoverable from the taxation authority, in which case, the sales tax is recognized as part of the cost of acquisition of the asset or as part of the expense item, as applicable.
- When receivables and payables are stated with the amount of sales tax included. The net amount of sales tax recoverable from, or payable to, the taxation authority is included as part of receivables or payables in the statement of financial position.

**d) Investment property**

Investment properties are measured initially at cost, including transaction costs. The carrying amount includes the replacement cost of components of an existing investment property at the time that cost is incurred if the recognition criteria are met and excludes the costs of day-to-day maintenance of an investment property.

Investment property acquired through a non-exchange transaction is measured at its fair value at the date of acquisition. Subsequent to initial recognition, investment properties are measured using the cost model and are depreciated over a period of 0 years. Investment properties are derecognized either when they have been disposed of or when the investment property is permanently withdrawn from use and no future economic benefit or service potential is expected from its disposal. The difference between the net disposal proceeds and the carrying amount of the asset is recognized in the surplus or deficit in the period of de-recognition. Transfers are made to or from investment property only when there is a change in use.

**e) Property, plant and equipment**

All property, plant and equipment are stated at cost less accumulated depreciation and impairment losses. Cost includes expenditure that is directly attributable to the acquisition of the items. When significant parts of property, plant and equipment are required to be replaced at intervals, the entity recognizes such parts as individual assets with specific useful lives and depreciates them accordingly. Likewise, when a major inspection is performed, its cost is recognized in the carrying amount of the plant and equipment as a replacement if the recognition criteria are satisfied. All other repair and maintenance costs are recognized in surplus or deficit as incurred. Where an asset is acquired in a non-exchange transaction for nil or nominal consideration the asset is initially measured at its fair value.

*Notes to the Financial Statements (Continued)*

**f) Leases**

Finance leases are leases that transfer substantially the entire risks and benefits incidental to ownership of the leased item to the Entity. Assets held under a finance lease are capitalized at the commencement of the lease at the fair value of the leased property or, if lower, at the present value of the future minimum lease payments. The Entity also recognizes the associated lease liability at the inception of the lease. The liability recognized is measured as the present value of the future minimum lease payments at initial recognition.

Subsequent to initial recognition, lease payments are apportioned between finance charges and reduction of the lease liability so as to achieve a constant rate of interest on the remaining balance of the liability. Finance charges are recognized as finance costs in surplus or deficit.

An asset held under a finance lease is depreciated over the useful life of the asset. However, if there is no reasonable certainty that the Entity will obtain ownership of the asset by the end of the lease term, the asset is depreciated over the shorter of the estimated useful life of the asset and the lease term.

Operating leases are leases that do not transfer substantially all the risks and benefits incidental to ownership of the leased item to the Entity. Operating lease payments are recognized as an operating expense in surplus or deficit on a straight-line basis over the lease term.

**g) Intangible assets**

Intangible assets acquired separately are initially recognized at cost. The cost of intangible assets acquired in a non-exchange transaction is their fair value at the date of the exchange. Following initial recognition, intangible assets are carried at cost less any accumulated amortization and accumulated impairment losses. Internally generated intangible assets, excluding capitalized development costs, are not capitalized and expenditure is reflected in surplus or deficit in the period in which the expenditure is incurred. The useful life of the intangible assets is assessed as either finite or indefinite

*Notes to the Financial Statements (Continued)*

**h) Research and development costs**

The Entity expenses research costs as incurred. Development costs on an individual project are recognized as intangible assets when the Entity can demonstrate:

- The technical feasibility of completing the asset so that the asset will be available for use or sale
- Its intention to complete and its ability to use or sell the asset
- The asset will generate future economic benefits or service potential
- The availability of resources to complete the asset
- The ability to measure reliably the expenditure during development.

Following initial recognition of an asset, the asset is carried at cost less any accumulated amortization and accumulated impairment losses. Amortization of the asset begins when development is complete and the asset is available for use. It is amortized over the period of expected future benefit. During the period of development, the asset is tested for impairment annually with any impairment losses recognized immediately in surplus or deficit.

**i) Financial instruments**

**Financial assets**

**Initial recognition and measurement**

Financial assets within the scope of IPSAS 29 Financial Instruments: Recognition and Measurement are classified as financial assets at fair value through surplus or deficit, loans and receivables, held-to-maturity investments

or available-for-sale financial assets, as appropriate. The Entity determines the classification of its financial assets at initial recognition.

**Loans and receivables**

Loans and receivables are non-derivative financial assets with fixed or determinable payments that are not quoted in an active market. After initial measurement, such financial assets are subsequently measured at amortized cost using the effective interest method, less impairment. Amortized cost is calculated by taking into account any discount or premium on acquisition and fees or costs that are an integral part of the effective interest rate. Losses arising from impairment are recognized in the surplus or deficit.

*Notes to the Financial Statements (Continued)*

**Held-to-maturity**

Non-derivative financial assets with fixed or determinable payments and fixed maturities are classified as held to maturity when the Entity has the positive intention and ability to hold it to maturity. After initial measurement, held-to-maturity investments are measured at amortized cost using the effective interest method, less impairment. Amortized cost is calculated by taking into account any discount or premium on acquisition and fees or costs that are an integral part of the effective interest rate. The losses arising from impairment are recognized in surplus or deficit.

**Impairment of financial assets**

The Entity assesses at each reporting date whether there is objective evidence that a financial asset or an entity of financial assets is impaired. A financial asset or an entity of financial assets is deemed to be impaired if, and only if, there is objective evidence of impairment as a result of one or more events that have occurred after the initial recognition of the asset (an incurred 'loss event') and that loss event has an impact on the estimated future cash flows of the financial asset or the entity of financial assets that can be reliably estimated. Evidence of impairment may include the following indicators:

- The debtors or an entity of debtors are experiencing significant financial difficulty
- Default or delinquency in interest or principal payments
- The probability that debtors will enter bankruptcy or other financial reorganization
- Observable data indicates a measurable decrease in estimated future cash flows (e.g. changes in arrears or economic conditions that correlate with defaults)

**Financial liabilities**

**Initial recognition and measurement**

Financial liabilities within the scope of IPSAS 29 are classified as financial liabilities at fair value through surplus or deficit or loans and borrowings, as appropriate. The Entity determines the classification of its financial liabilities at initial recognition.

All financial liabilities are recognized initially at fair value and, in the case of loans and borrowings, plus directly attributable transaction costs.

*Notes to the Financial Statements (Continued)*

**Loans and borrowing**

After initial recognition, interest-bearing loans and borrowings are subsequently measured at amortized cost using the effective interest method. Gains and losses are recognized in surplus or deficit when the liabilities are derecognized as well as through the effective interest method amortization process.

Amortized cost is calculated by taking into account any discount or premium on acquisition and fees or costs that are an integral part of the effective interest rate.

**i) Inventories**

Inventory is measured at cost upon initial recognition. To the extent that inventory was received through non-exchange transactions (for no cost or for a nominal cost), the cost of the inventory is its fair value at the date of acquisition.

Costs incurred in bringing each product to its present location and conditions are accounted for as follows:

- Raw materials: purchase cost using the weighted average cost method
- Finished goods and work in progress: cost of direct materials and labour, and a proportion of manufacturing overheads based on the normal operating capacity, but excluding borrowing costs

After initial recognition, inventory is measured at the lower cost and net realizable value. However, to the extent that a class of inventory is distributed or deployed at no charge or for a nominal charge, that class of inventory is measured at the lower cost and the current replacement cost. Net realizable value is the estimated selling price in the ordinary course of operations, less the estimated costs of completion and the estimated costs necessary to make the sale, exchange, or distribution. Inventories are recognized as an expense when deployed for utilization or consumption in the ordinary course of operations of the Entity.

**j) Provisions**

Provisions are recognized when the Entity has a present obligation (legal or constructive) as a result of a past event, it is probable that an outflow of resources embodying economic benefits or service potential will be required to settle the obligation and a reliable estimate can be made of the amount of the obligation. Where the Entity expects some or all of a provision to be reimbursed, for example, under an insurance contract, the reimbursement is recognized as a separate asset only when the reimbursement is virtually certain.

*Notes to the Financial Statements (Continued)*

The expense relating to any provision is presented in the statement of financial performance net of any reimbursement.

**Contingent liabilities**

The Entity does not recognize a contingent liability, but discloses details of any contingencies in the notes to the financial statements, unless the possibility of an outflow of resources embodying economic benefits or service potential is remote.

**Contingent assets**

The Entity does not recognize a contingent asset, but discloses details of a possible asset whose existence is contingent on the occurrence or non-occurrence of one or more uncertain future events not wholly within the control of the Entity in the notes to the financial statements. Contingent assets are assessed continually to ensure that developments are appropriately reflected in the financial statements. If it has become virtually certain that an inflow of economic benefits or service potential will arise and the asset's value can be measured reliably, the asset and the related revenue are recognized in the financial statements of the period in which the change occurs.

**k) Nature and purpose of reserves**

The Entity creates and maintains reserves in terms of specific requirements. (*Entity to state the reserves maintained and appropriate policies adopted.*)

**l) Changes in accounting policies and estimates**

The Entity recognizes the effects of changes in accounting policy retrospectively. The effects of changes in accounting policy are applied prospectively if retrospective application is impractical.

**m) Employee benefits**

**Retirement benefit plans**

The Entity provides retirement benefits for its employees and directors. Defined contribution plans are post-employment benefit plans under which an entity pays fixed contributions into a separate entity (a fund), and will have no legal or constructive obligation to pay further contributions if the fund does not hold sufficient assets to pay all employee benefits relating to employee service in the current and prior periods. The contributions to fund obligations for the payment of retirement benefits are charged against income in the year in which they become payable. Defined benefit plans are post-employment benefit plans other than defined-contribution plans. The defined benefit funds are actuarially valued tri-annually on the projected unit credit method basis. Deficits identified are recovered through lump-sum payments or increased future contributions on a proportional basis to all participating employers. The contributions and lump sum payments reduce the post-employment benefit obligation.

*Notes to the Financial Statements (Continued)*

**n) Foreign currency transactions**

Transactions in foreign currencies are initially accounted for at the ruling rate of exchange on the date of the transaction. Trade creditors or debtors denominated in foreign currency are reported at the statement of financial position reporting date by applying the exchange rate on that date. Exchange differences arising from the settlement of creditors, or from the reporting of creditors at rates different from those at which they were initially recorded during the period, are recognized as income or expenses in the period in which they arise.

**o) Borrowing costs**

Borrowing costs are capitalized against qualifying assets as part of property, plant and equipment. Such borrowing costs are capitalized over the period during which the asset is being acquired or constructed and borrowings have been incurred. Capitalization ceases when construction of the asset is complete. Further borrowing costs are charged to the statement of financial performance.

**p) Related parties**

The Entity regards a related party as a person or an entity with the ability to exert control individually or jointly, or to exercise significant influence over the Entity, or vice versa. Members of key management are regarded as related parties and comprise the directors, the CEO/principal and senior managers.

**q) Service concession arrangements**

The Entity analyses all aspects of service concession arrangements that it enters into in determining the appropriate accounting treatment and disclosure requirements. In particular, where a private party contributes an asset to the arrangement, the Entity recognizes that asset when, and only when, it controls or regulates the services. The operator must provide together with the asset, to whom it must provide them, and at what price. In the case of assets other than 'whole-of-life' assets, it controls, through ownership, beneficial entitlement or otherwise – any significant residual interest in the asset at the end of the arrangement. Any assets so recognized are measured at their fair value. To the extent that an asset has been recognized, the Entity also recognizes a corresponding liability, adjusted by a cash consideration paid or received.

*Notes to the Financial Statements (Continued)*

**r) Cash and cash equivalents**

Cash and cash equivalents comprise cash on hand and cash at bank, short-term deposits on call and highly liquid investments with an original maturity of three months or less, which are readily convertible to known amounts of cash and are subject to insignificant risk of changes in value. Bank account balances include amounts held at the Central Bank of Kenya and at various commercial banks at the end of the financial year. For the purposes of these financial statements, cash and cash equivalents also include short term cash imprests and advances to authorised public officers and/or institutions which were not surrendered or accounted for at the end of the financial year.

**s) Comparative figures**

Where necessary comparative figures for the previous financial year have been amended or reconfigured to conform to the required changes in presentation.

**t) Subsequent events**

There have been no events subsequent to the financial year end with a significant impact on the financial statements for the year ended June 30, 2022.

**5. Significant Judgments and Sources of Estimation Uncertainty**

The preparation of the Entity's financial statements in conformity with IPSAS requires management to make judgments, estimates and assumptions that affect the reported amounts of revenues, expenses, assets and liabilities, and the disclosure of contingent liabilities, at the end of the reporting period. However, uncertainty about these assumptions and estimates could result in outcomes that require a material adjustment to the carrying amount of the asset or liability affected in future periods.

**Estimates and assumptions**

The key assumptions concerning the future and other key sources of estimation uncertainty at the reporting date, that have a significant risk of causing a material adjustment to the carrying amounts of assets and liabilities within the next financial year, are described below. The Entity based its assumptions and estimates on parameters available when the consolidated financial statements were prepared. However, existing circumstances and assumptions about future developments may change due to market changes or circumstances arising beyond the control of the Entity. Such changes are reflected in the assumptions when they occur.( IPSAS 1.140)

*Notes to the Financial Statements (Continued)*

**Useful lives and residual values**

The useful lives and residual values of assets are assessed using the following indicators to inform potential future use and value from disposal:

- The condition of the asset based on the assessment of experts employed by the Entity.
- The nature of the asset, its susceptibility and adaptability to changes in technology and processes.
- The nature of the processes in which the asset is deployed.
- Availability of funding to replace the asset.
- Changes in the market in relation to the asset.

**Provisions**

Provisions were raised and management determined an estimate based on the information available.

Provisions are measured at the management's best estimate of the expenditure required to settle the obligation at the reporting date and are discounted to present value where the effect is material.

**6. Transfers From The County Government**

<b>Description</b>	<b>2021/22</b>	<b>2020/21</b>
	<b>KShs</b>	<b>KShs</b>
<b>Unconditional grants</b>		
Operational grant	8,291,170.00	0
Level 5 grants	0	0
Other grants	0	0
	<b>0</b>	<b>0</b>
<b>Conditional grants</b>		
User fee forgone	0	0
Transforming health services for Universal care project (THUCP)	0	0
DANIDA	0	0
Wards Development grant	0	0
Paediatric block grant	0	0
Administration block grant	0	0
Laboratory grant	0	0
<b>Total government grants and subsidies</b>	<b>8,291,170.00</b>	<b>0</b>

Notes to the Financial Statements (Continued)

6 Transfers from The County Government

Name of the Entity sending the grant	Amount recognized to Statement of financial performance	Amount deferred under deferred income KShs	Amount recognised in capital fund.	Total grant income during the year	Total 2021/22
			KShs	KShs	KShs
Kitui County Government	8,291,170.00	0	0	8,291,170.00	8,291,170.00
<b>Total</b>	<b>8,291,170.00</b>	<b>0</b>	<b>0</b>	<b>8,291,170.00</b>	<b>8,291,170.00</b>

7. In Kind Contributions from The County Government

Description	2021/22	2020/21
	KShs	KShs
Salaries and wages	0	0
Pharmaceutical and Non-Pharmaceutical Supplies	0	0
Medical supplies-Drawings Rights (KEMSA)	0	0
Utility bills	0	0
<b>Total grants in kind</b>	<b>0</b>	<b>0</b>

8. Grants From Donors and Development Partners

Description	2021/22	2020/21
	KShs	KShs
Cancer Centre grant- DANIDA	0	0
World Bank grants	0	0
Paediatric ward grant- JICA	0	0
Research grants	0	0
Other grants	0	0
<b>Total grants from development partners</b>	<b>0</b>	<b>0</b>

Notes to the Financial Statements (Continued)

8 (a) Grants from donors and development partners (Classification)

Name of the Entity sending the grant	Amount recognized to Statement of financial performance	Amount deferred under deferred income	Amount recognised in capital fund.	Total grant income during the year	Total 2020/21
	KShs	KShs	KShs	KShs	KShs
Donor e.g., DANIDA	0	0	0	0	0
JICA	0	0	0	0	0
World Bank	0	0	0	0	0
<b>Total</b>	<b>0</b>	<b>0</b>	<b>0</b>	<b>0</b>	<b>0</b>

9. Transfers From Other Government Entities

Description	2021/22	2020/21
	KShs	KShs
Transfer from National Government (Ministry of Health)	0	0
Transfer from a National Hospital	0	0
Transfer from an Institute	0	0
<b>Total Transfers</b>	<b>0</b>	<b>0</b>

10. Public Contributions and Donations

Description	2021/22	2020/21
	KShs	KShs
Public donations	0	0
Donations from local leadership	0	0
Donations from religious institutions	0	0
Donations from other international organisations and individuals	0	0
Other donations	0	0
Donations in kind-amortised	0	0
<b>Total donations and sponsorships</b>	<b>0</b>	<b>0</b>

*Notes to the Financial Statements (Continued)*

**10 (a) Reconciliations of amortised grants**

Description	2021/22	2020/21
	KShs	KShs
<b>Balance unspent at beginning of year</b>	<b>0</b>	<b>0</b>
Current year receipts	0	0
Amortised and transferred to revenue	0	0
<b>Conditions to be met – remain liabilities</b>	<b>0</b>	<b>0</b>

**11. Rendering of Services-Medical Service Income**

Description	2021/22	2020/21
	KShs	KShs
Pharmaceuticals	0	0
Non-Pharmaceuticals	0	0
Laboratory	0	0
Radiology	0	0
Orthopedic and Trauma Technology	0	0
Theatre	0	0
Accident and Emergency Service	0	0
Anesthesia Service	0	0
Ear Nose and Throat service	0	0
Nutrition service	0	0
Cancer centre service	0	0
Dental services	0	0
Reproductive health	0	0
Paediatrics services	0	0
Farewell home services	0	0
Other medical services income	0	0
<b>Total revenue from the rendering of services</b>	<b>4,905,883.00</b>	<b>0</b>

*Notes to the Financial Statements (Continued)*

**12. Revenue From Rent of Facilities**

Description	2021/22	2020/21
	KShs	KShs
Residential property	0	0
Commercial property	0	0
<b>Total Revenue from rent of facilities</b>	<b>0</b>	<b>0</b>

**13. Finance /Interest Income**

Description	2021/22	2020/21
	KShs	KShs
Cash investments and fixed deposits	0	0
Interest income from short- term/ current deposits	0	0
Interest income from Treasury Bills	0	0
Interest income from Treasury Bonds	0	0
Interest from outstanding debtors	0	0
<b>Total finance income</b>	<b>0</b>	<b>0</b>

**14. Other Income**

Description	2021/22	2020/21
	KShs	KShs
Insurance recoveries	0	0
Income from sale of tender	0	0
Services concession income	0	0
Sale of goods (water, publications, containers etc)	0	0
<b>Total other income</b>	<b>0</b>	<b>0</b>

*Notes to the Financial Statements (Continued)*

**15. Medical/ Clinical Costs/**

<b>Description</b>	<b>2021/22</b>	<b>2020/21</b>
	<b>KShs</b>	<b>KShs</b>
Dental costs/ materials		
Laboratory chemicals and reagents	544,000.00	
P3s and post-mortems		
Food and Ration	1,204,800.00	
Uniform, clothing, and linen		
Dressing and Non-Pharmaceuticals	160,000.00	
Pharmaceutical supplies		
Health information Stationery (Medical records)		
Sanitary and cleansing Materials		
Purchase of Medical gases		
X-Ray/Radiology supplies		
Other medical related clinical costs		
<b>Total medical/ clinical costs</b>	<b>1,908,800.00</b>	

**16. Employee Costs**

<b>Description</b>	<b>2021/22</b>	<b>2020/21</b>
	<b>KShs</b>	<b>KShs</b>
Salaries, wages, and allowances	1,260,000.00	
Contributions to pension schemes		
Nurses Locums		
Staff allowances	231,500.00	
Hospital Airtime(departmental)		
Staff medical expenses and Insurance cover		
Group personal accident insurance and WIBA		
Social contribution		
Other employee costs		
<b>Employee costs</b>	<b>1,491,500.00</b>	

*Notes to the Financial Statements (Continued)*

**17. Board of Management Expenses**

Description	2021/22	2020/21
	KShs	KShs
Chairman's Honoraria	0	0
Sitting allowance	0	0
Mileage	0	0
Insurance expenses	0	0
Induction and training	0	0
Travel and accommodation allowance	0	0
Airtime allowances	0	0
<b>Total</b>	<b>0</b>	<b>0</b>

**18. Depreciation And Amortization Expense**

Description	2021/22	2020/21
	KShs	KShs
Property, plant and equipment	0	0
Intangible assets	0	0
Investment property carried at cost	0	0
<b>Total depreciation and amortization</b>	<b>0</b>	<b>0</b>

**19. Repairs And Maintenance**

Description	2021/22	2020/21
	KShs	KShs
Property- Buildings	675,060.00	
Building materials		
Medical equipment	130,000.00	
Office equipment		
Furniture and fittings		
Computers and accessories		
Motor vehicle expenses	433,600.00	
Plumbing Works		
Maintenance of Generator		
<b>Total repairs and maintenance</b>	<b>1,238,660.00</b>	

*Notes to the Financial Statements (Continued)*

**20. Grants And Subsidies**

<b>Description</b>	<b>2021/22</b>	<b>2020/21</b>
	<b>KShs</b>	<b>KShs</b>
Community development and social work	0	0
Education initiatives and programs	0	0
Free/ subsidised medical camp	0	0
Disability programs	0	0
Free cancer screening	0	0
Other grants and subsidies( <i>specify</i> )	0	0
<b>Total grants and subsidies</b>	<b>0</b>	<b>0</b>

**21. General Expenses**

<b>Description</b>	<b>2021/22</b>	<b>2020/21</b>
	<b>KShs</b>	<b>KShs</b>
Advertising and publicity expenses		
Catering expenses		
Waste management expenses		
Insecticides and rodenticides (fumigation process)		
Audit fees		
Bank charges		
Conferences and delegations		
Consultancy fees		
Contracted services		
Electricity expenses	430,000.00	
Other fuels (fire wood and gas)	272,000.00	
Office running expenses and general expenses	294,850.00	
Travel and accommodation allowance		
Electrical materials		
Licenses and permits		
Courier and postal services		
Printing and stationery	775,350.00	
Hire charges		
Fuel Expenses	1,520,000.00	
Water and sewerage costs	609,740.00	
Skills development levies		
Telephone and mobile phone services		
Internet expenses		

*Tseikuru Sub-County Hospital (Kitui County Government)*  
*Annual Report and Financial Statements for The Year Ended 30<sup>th</sup> June 2022*

Description	2021/22	2020/21
	KShs	KShs
Staff training and development		
Subscriptions to professional bodies		
Subscriptions to newspapers periodical, magazines, and gazette notices		
Library books/Materials		
Parking charges		
<b>Total General Expenses</b>	<b>3,901,940.00</b>	

22. a) Finance Costs

Description	2021/22	2020/21
	KShs	KShs
Borrowings (amortized cost) *	0	0
Finance leases (amortized cost)	0	0
Interest on Bank overdrafts/Guarantees	0	0
Interest on loans from commercial banks	0	0
<b>Total finance costs</b>	<b>0</b>	<b>0</b>

b) Transfers to County Government

Description	2021/22	2020/21
	KShs	KShs
Revenue swipe to Kitui County Revenue Collection Account	4,905,883.00	0
<b>Total Swipes</b>	<b>4,905,883.00</b>	<b>0</b>

23. Gain/Loss On Disposal Of Non-Current Assets

Description	2021/22	2020/21
	KShs	KShs
Property, plant, and equipment	0	0
Intangible assets	0	0
Other assets not capitalized ( <i>specify</i> )	0	0
<b>Total gain on sale of assets</b>	<b>0</b>	<b>0</b>

24. Unrealized Gain On Fair Value Investments

Description	2021/22	2020/21
	KShs	KShs
Investments at fair value	0	0
<b>Total gain</b>	<b>0</b>	<b>0</b>

*Notes to the Financial Statements (Continued)*

**25. Medical Services Contracts Gains /Losses**

Description	2021/22	2020/21
	KShs	KShs
Comprehensive care contracts with NHIF	0	0
Non- Comprehensive contracts care with NHIF	0	0
Linda Mama Program	0	0
Waivers and Exemptions	0	0
<b>Total Gain/Loss</b>	<b>0</b>	<b>0</b>

**26. Impairment Loss**

Description	2021/22	2020/21
	KShs	KShs
Property, plant, and equipment	0	0
Intangible assets	0	0
<b>Total impairment loss</b>	<b>0</b>	<b>0</b>

**27. Cash And Cash Equivalents**

Description	2021/22	2020/21
	KShs	KShs
Current accounts	25,422.05	0
On - call deposits	0	0
Fixed deposits accounts	0	0
Cash in hand	0	0
Others( <i>specify</i> )- Mobile money	0	0
<b>Total cash and cash equivalents</b>	<b>25,422.05</b>	<b>0</b>

*Notes to the Financial Statements (Continued)*

**27 (a). Detailed Analysis of Cash and Cash Equivalents**

Description		2021/22	2020/21
Financial institution	Account number	KShs	KShs
<b>a) Current account</b>			
Kenya Commercial bank	1156757614	25,422.05	0
<b>Sub- total</b>		<b>0</b>	<b>0</b>
<b>b) Others</b>			
Cash in hand		0	0
<b>Sub- total</b>		<b>0</b>	<b>0</b>
<b>Grand total</b>		<b>25,422.05</b>	<b>0</b>

**28. Receivables From Exchange Transactions**

Description	2021/22	2020/21
	KShs	KShs
Medical services receivables	4,905,883.00	0
Rent receivables	0	0
Other exchange debtors	0	0
Less: impairment allowance	(0)	(0)
<b>Total receivables</b>	<b>4,905,883.00</b>	<b>0</b>

*Notes to the Financial Statements (Continued)*

**29. Receivables From Non-Exchange Transactions**

<b>Description</b>	<b>2021/22</b>	<b>2020/21</b>
	<b>KShs</b>	<b>KShs</b>
Transfers from the County Government	8,291,170.00	0
Undisbursed donor funds	0	0
Other debtors ( <i>non-exchange transactions</i> )	0	0
Less: impairment allowance	(0)	(0)
<b>Total</b>	<b>8,291,170.00</b>	<b>0</b>

**30. Inventories**

<b>Description</b>	<b>2021/22</b>	<b>2020/21</b>
	<b>KShs</b>	<b>KShs</b>
Pharmaceutical supplies	0	0
Maintenance supplies	0	0
Food supplies	0	0
Linen and clothing supplies	0	0
Cleaning materials supplies	0	0
General supplies	0	0
Less: provision for impairment of stocks	(0)	(0)
<b>Total</b>	<b>0</b>	<b>0</b>

*Tseikuru Sub-County Hospital (Kitui County Government)*  
*Annual Report and Financial Statements for The Year Ended 30<sup>th</sup> June 2022*

*Notes to the Financial Statements (Continued)*

**31. Property, Plant and Equipment**

Description	Land	Buildings and Civil works	Motor vehicles	Furniture, fittings, and office equipment	ICT Equipment	Plant and medical equipment	Capital Work in progress	Total
	Shs		Shs	Shs	Shs	Shs	Shs	Shs
<b>Cost</b>								
At 1 July 2020	0	0	0	0	0	0	0	0
Additions	0	0	0	0	-	-	0	0
Disposals	(0)	(0)	(0)	(0)	(0)	(0)	(0)	(0)
Transfers/adjustments	0	0	(0)	0			0	(0)
<b>At 30<sup>th</sup> June 2021</b>	<b>0</b>	<b>0</b>	<b>0</b>	<b>0</b>	<b>0</b>	<b>0</b>	<b>0</b>	<b>0</b>
At 1 <sup>st</sup> July 2021	0	0	0	0	0	0	0	0
Additions	0	0	0	0	0	0	0	0
Disposals	(0)	(0)	(0)	(0)	(0)	(0)	(0)	(0)
Transfer/adjustments		0		0			(0)	-
<b>At 30<sup>th</sup> June 2022</b>	<b>0</b>	<b>0</b>	<b>0</b>	<b>0</b>	<b>0</b>	<b>0</b>	<b>0</b>	<b>0</b>
<b>Depreciation and impairment</b>								
At 1 July 2020	0	0	0	0	0	0		0
Depreciation for the year	0	0	0	0	0	0		0
Disposals	(0)	(0)	(0)	(0)	(0)	(0)		(0)
Impairment	(0)	(0)	(0)	(0)	(0)	(0)		(0)

*Tseikuru Sub-County Hospital (Kitui County Government)*  
*Annual Report and Financial Statements for The Year Ended 30<sup>th</sup> June 2022*

Description	Land	Buildings and Civil works	Motor vehicles	Furniture, fittings, and office equipment	ICT Equipment	Plant and medical equipment	Capital Work in progress	Total
<b>At 30 June 2021</b>	<b>0</b>	<b>0</b>	<b>0</b>	<b>0</b>	<b>0</b>	<b>0</b>		<b>0</b>
At July 2021	0	0	0	0	0	0		0
Depreciation	0	0	0	0	0	0		0
Disposals	(0)	(0)	(0)	(0)	(0)	(0)		(0)
Impairment	(0)	(0)	(0)	(0)	(0)	(0)		(0)
Transfer/adjustment		0	-	0	-	-	(0)	(0)
<b>At 30<sup>th</sup> June 2022</b>	<b>0</b>	<b>0</b>	<b>0</b>	<b>0</b>	<b>0</b>	<b>0</b>	<b>0</b>	<b>0</b>
<b>Net book values</b>								
At 30 <sup>th</sup> June 2021	0	0	0	0	0	0	0	0
At 30 <sup>th</sup> June 2022	0	0	0	0	0	0	0	0

Notes to the Financial Statements (Continued)

32. Intangible Assets-Software

Description	2021/22	2020/21
	KShs	KShs
<b>Cost</b>		
At beginning of the year	0	0
Additions	0	0
Additions-Internal development	0	0
Disposal	(0)	(0)
<b>At end of the year</b>	<b>0</b>	<b>0</b>
<b>Amortization and impairment</b>		
At beginning of the year	0	0
Amortization for the period	0	0
Impairment loss	0	0
<b>At end of the year</b>	<b>0</b>	<b>0</b>
<b>NBV</b>	<b>0</b>	<b>0</b>

33. Investment Property

Description	2021/22	2020/21
	KShs	KShs
<b>At beginning of the year</b>	<b>0</b>	<b>0</b>
Additions	0	0
Fair value gain	0	0
Depreciation ( <i>where investment property is at cost</i> )	(0)	(0)
<b>At end of the year</b>	<b>0</b>	<b>0</b>

34. Trade And Other Payables

Description	2021/22	2020/21
	KShs	KShs
Trade payables	0	0
Employee dues	0	0
Third-party payments ( <i>unremitted payroll deductions</i> )	0	0
Audit fee		
Doctors' fee	0	0
<b>Total trade and other payables</b>	<b>0</b>	<b>0</b>

Notes to the Financial Statements (Continued)

35. Refundable Deposits from Customers/Patients

Description	2021/22	2020/21
	KShs	KShs
Medical fees paid in advance	0	0
Credit facility deposit	0	0
Rent deposits	0	0
Others ( <i>specify</i> )	0	0
<b>Totaldeposits</b>	<b>0</b>	<b>0</b>

36. Provisions

Description	Leave provision	Bonus provision	Other provision	Total
	KShs	KShs	KShs	KShs
<b>Balance at the beginning of the year</b>	<b>0</b>	<b>0</b>	<b>0</b>	<b>0</b>
Additional Provisions	0	0	0	0
Provision utilised	(0)	(0)	(0)	(0)
Change due to discount & time value for money	(0)	(0)	(0)	(0)
<b>Total provisions</b>	<b>0</b>	<b>0</b>	<b>0</b>	<b>0</b>
Current Provisions	0	0	0	0
Non-Current Provisions	0	0	0	0
<b>Total Provisions</b>	<b>0</b>	<b>0</b>	<b>0</b>	<b>0</b>

37. Finance Lease Obligation

Description	2021/22	2020/21
	Kshs	Kshs
Current Lease obligation	-0	0
Long term lease obligation	0	0
<b>Total</b>	<b>0</b>	<b>0</b>

Notes to the Financial Statements (Continued)

38. Deferred Income

Description	2021/22	2020/21
	KShs	KShs
Current Portion	0	0
Non-Current Portion	0	0
<b>Total</b>	<b>0</b>	<b>0</b>

38 (a) The deferred income movement is as follows:

Description	National government	International funders/ donors	Public contributions and donations	Total
<b>Balance b/f</b>	<b>0</b>	<b>0</b>	<b>0</b>	<b>0</b>
Additions during the year	0	0	0	0
Transfers to Capital fund	(0)	(0)	(0)	(0)
Transfers to statement of financial performance	(0)	(0)	(0)	(0)
Other transfers ( <i>Specify</i> )	(0)	(0)	(0)	(0)
<b>Balance C/F</b>	<b>0</b>	<b>0</b>	<b>0</b>	<b>0</b>

39. Borrowings

Description	2021/22	2020/21
	KShs	KShs
<b>Balance at beginning of the period</b>	<b>0</b>	<b>0</b>
External borrowings during the year	0	0
Domestic borrowings during the year	0	0
Repayments of external borrowings during the year	(0)	(0)
Repayments of domestic borrowings during the year	(0)	(0)
<b>Balance at end of the period</b>	<b>0</b>	<b>0</b>

*Notes to the Financial Statements (Continued)*

**39. (a) Breakdown of Long- And Short-Term Borrowings**

Description	2021/22	2020/21
	KShs	KShs
Current Obligation	0	0
Non-Current Obligation	0	0
<b>Total</b>	<b>0</b>	<b>0</b>

**40. Service Concession Arrangements**

Description	2021/22	2020/21
	KShs	KShs
Fair value of service concession assets recognized under PPE	0	0
Accumulated depreciation to date	(0)	0
Net carrying amount	<u>0</u>	<u>0</u>
Service concession liability at beginning of the year	0	0
Service concession revenue recognized	(0)	(0)
Service concession liability at end of the year	<u>0</u>	<u>0</u>

**41. Cash Generated from Operations**

	2021/22	2020/21
Surplus for the year before tax	KShs	KShs
<b>Adjusted for:</b>		
Depreciation	0	0
Non-cash grants received	(0)	(0)
Impairment	0	0
Gains and losses on disposal of assets	(0)	(0)
Contribution to provisions	0	0
Contribution to impairment allowance	0	0
<b>Working Capital adjustments</b>		
Increase in inventory	(0)	(0)
Increase in receivables	(0)	(0)
Increase in deferred income	0	0
Increase in payables	0	0
Increase in payments received in advance	0	0
<b>Net cash flow from operating activities</b>	<b>0</b>	<b>0</b>

*Notes to the Financial Statements (Continued)*

**42. Financial Risk Management**

The entity's activities expose it to a variety of financial risks including credit and liquidity risks and effects of changes in foreign currency. The company's overall risk management programme focuses on the unpredictability of changes in the business environment and seeks to minimise the potential adverse effect of such risks on its performance by setting acceptable levels of risk. The company does not hedge any risks and has in place policies to ensure that credit is only extended to customers with an established credit history.

The entity's financial risk management objectives and policies are detailed below:

**(i) Credit risk**

The entity has exposure to credit risk, which is the risk that a counterparty will be unable to pay amounts in full when due. Credit risk arises from cash and cash equivalents, and deposits with banks, as well as trade and other receivables and available-for-sale financial investments. Management assesses the credit quality of each customer, taking into account its financial position, past experience and other factors. Individual risk limits are set based on internal or external assessment in accordance with limits set by the directors. The amounts presented in the statement of financial position are net of allowances for doubtful receivables, estimated by the company's management based on prior experience and their assessment of the current economic environment. The carrying amount of financial assets recorded in the financial statements representing the entity's maximum exposure to credit risk without taking account of the value of any collateral obtained is made up as follows:

*Notes to the Financial Statements (Continued)*

<b>Description</b>	<b>Total amount</b>	<b>Fully performing</b>	<b>Past due</b>	<b>Impaired</b>
	Kshs	Kshs	Kshs	Kshs
At 30 June 2020				
Receivables from exchange transactions	0	0	0	0
Receivables from –non-exchange transactions	0	0	0	0
Bank balances	0	0	0	0
<b>Total</b>	<b>0</b>	<b>0</b>	<b>0</b>	<b>0</b>
At 30 June 2022				
Receivables from exchange transactions	0	0	0	0
Receivables from –non-exchange transactions	0	0	0	0
Bank balances	0	0	0	0
<b>Total</b>	<b>0</b>	<b>0</b>	<b>0</b>	<b>0</b>

The customers under the fully performing category are paying their debts as they continue trading. The credit risk associated with these receivables is minimal and the allowance for uncollectible amounts that the company has recognised in the financial statements is considered adequate to cover any potentially irrecoverable amounts. The entity has significant concentration of credit risk on amounts due from 00

The board of management sets the company’s credit policies and objectives and lays down parameters within which the various aspects of credit risk management are operated.

**(ii) Liquidity risk management**

Ultimate responsibility for liquidity risk management rests with the hospital’s board of management who have built an appropriate liquidity risk management framework for the management of the entity’s short, medium and long-term funding and liquidity management requirements. The entity manages liquidity risk through continuous monitoring of forecasts and actual cash flows.

The table below represents cash flows payable by the company under non-derivative financial liabilities by their remaining contractual maturities at the reporting date. The amounts disclosed in the table are the contractual undiscounted cash flows. Balances due within 12 months equal their carrying balances, as the impact of discounting is not significant.

*Tseikuru Sub-County Hospital (Kitui County Government)*  
*Annual Report and Financial Statements for The Year Ended 30<sup>th</sup> June 2022*

	Less than 1 month	Between 1-3 months	Over 5 months	Total
	Kshs	Kshs	Kshs	Kshs
<b>At 30 June 2022</b>				
Trade payables	0	0	0	0
Current portion of borrowings	0	0	0	0
Provisions	0	0	0	0
Deferred income	0	0	0	0
Employee benefit obligation	0	0	0	0
<b>Total</b>	<b>0</b>	<b>0</b>	<b>0</b>	<b>0</b>
<b>At 30 June 2022</b>				
Trade payables	0	0	0	0
Current portion of borrowings	0	0	0	0
Provisions	0	0	0	0
Deferred income	0	0	0	0
Employee benefit obligation	0	0	0	0
<b>Total</b>	<b>0</b>	<b>0</b>	<b>0</b>	<b>0</b>

**(iii) Market risk**

The hospital has put in place an internal audit function to assist it in assessing the risk faced by the entity on an ongoing basis, evaluate and test the design and effectiveness of its internal accounting and operational controls. Market risk is the risk arising from changes in market prices, such as interest rate, equity prices and foreign exchange rates which will affect the entity's income or the value of its holding of financial instruments. The objective of market risk management is to manage and control market risk exposures within acceptable parameters, while optimising the return. Overall responsibility for managing market risk rests with the Audit and Risk Management Committee.

*Notes to the Financial Statements (Continued)*

The company's Finance Department is responsible for the development of detailed risk management policies (subject to review and approval by Audit and Risk Management Committee) and for the day-to-day implementation of those policies. There has been no change to the entity's exposure to market risks or the way it manages and measures the risk.

**a) Foreign currency risk**

The entity has transactional currency exposures. Such exposure arises through purchases of goods and services that are done in currencies other than the local currency. Invoices denominated in foreign currencies are paid after 30 days from the date of the invoice and conversion at the time of payment is done using the prevailing exchange rate. The carrying amount of the entity's foreign currency-denominated monetary assets and monetary liabilities at the end of the reporting period are as follows:

	KShs	Other currencies	Total
	Kshs	Kshs	Kshs
<b>At 30 June 2022</b>			
Financial assets (investments, cash, debtors)	0	0	0
Liabilities			
Trade and other payables	0	0	0
Borrowings	0	0	0
Net foreign currency asset/(liability)	<b>0</b>	<b>0</b>	<b>0</b>

The entity manages foreign exchange risk from future commercial transactions and recognized assets and liabilities by projecting expected sales proceeds and matching the same with expected payments.

	KShs	Other currencies	Total
	Kshs	Kshs	Kshs
<b>At 30 June 2022</b>			
Financial assets (investments, cash, debtors)	0	0	0
Liabilities			
Trade and other payables	0	0	0
Borrowings	0	0	0
Net foreign currency asset/(liability)	<b>0</b>	<b>0</b>	<b>0</b>

*Notes to the Financial Statements (Continued)*

**Foreign currency sensitivity analysis**

The following table demonstrates the effect on the company's statement of financial performance on applying the sensitivity for a reasonable possible change in the exchange rate of the three main transaction currencies, with all other variables held constant. The reverse would also occur if the Kenya Shilling appreciated with all other variables held constant.

	<b>Change in currency rate</b>	<b>Effect on Profit before tax</b>	<b>Effect on equity</b>
	<b>Kshs</b>	<b>Kshs</b>	<b>Kshs</b>
<b>2022</b>			
Euro	10%	0	0
USD	10%	0	0
<b>2022</b>			
Euro	10%	0	0
USD	10%	0	0

**Interest rate risk**

Interest rate risk is the risk that the entity's financial condition may be adversely affected as a result of changes in interest rate levels. The company's interest rate risk arises from bank deposits. This exposes the company to cash flow interest rate risk. The interest rate risk exposure arises mainly from interest rate movements on the company's deposits.

**Management of interest rate risk**

To manage the interest rate risk, management has endeavoured to bank with institutions that offer favourable interest rates.

**Sensitivity analysis**

The entity analyses its interest rate exposure on a dynamic basis by conducting a sensitivity analysis. This involves determining the impact on profit or loss of defined rate shifts. The sensitivity analysis for interest rate risk assumes that all other variables, in particular foreign exchange rates, remain constant. The analysis has been performed on the same basis as the prior year.

*Notes to the Financial Statements (Continued)*

Using the end of the year figures, the sensitivity analysis indicates the impact on the statement of financial performance if current floating interest rates increase/decrease by one percentage point as a decrease/increase of KShs 0 (2022: KShs0). A rate increase/decrease of 5% would result in a decrease/increase in surplus of KShs 0 (2022 – KShs 0).

**iv) Capital Risk Management**

The objective of the entity's capital risk management is to safeguard the Hospital's ability to continue as a going concern. The entity capital structure comprises of the following funds:

	2021/22	2020/21
	Kshs	Kshs
Revaluation reserve	0	0
Retained earnings	0	0
Capital reserve	0	0
<b>Total funds</b>	0	0
Total borrowings	0	0
Less: cash and bank balances	(0)	(0)
Net debt/ <i>(excess cash and cash equivalents)</i>	0	0
<b>Gearing</b>	0%	0%

**43. Related Party Balances**

**Nature of related party relationships**

Entities and other parties related to the entity include those parties who have the ability to exercise control or exercise significant influence over its operating and financial decisions. Related parties include management personnel, their associates, and close family members.

**Government of Kenya**

The Government of Kenya supports the Hospital by giving the unconditional grant through the County Government of Kitui.

*Notes to the Financial Statements (Continued)*

- i) The National Government;
- ii) The Ministry of Health and Sanitation;
- iii) Key management;
- iv) Board of directors;

Description	2021/22	2020/21
	Kshs	Kshs
<b>Transactions with related parties</b>		
<b>a) Services offered to related parties</b>		
Services to 0	0	0
Sales of services to 0	0	0
<b>Total</b>	<b>0</b>	<b>0</b>
<b>b) Grants from the Government</b>		
Grants from County Government	0	0
Grants from the National Government Entities	0	0
Donations in kind	0	0
<b>Total</b>	<b>0</b>	<b>0</b>
<b>c) Expenses incurred on behalf of related party</b>		
Payments of salaries and wages for 0 employees	0	0
Payments for goods and services for 0	0	0
<b>Total</b>	<b>0</b>	<b>0</b>
<b>d) Key management compensation</b>		
Directors' emoluments	0	0
Compensation to the medical Sup	0	0
Compensation to key management	0	0
<b>Total</b>	<b>0</b>	<b>0</b>

*Notes to the Financial Statements (Continued)*

**44. Segment Information**

The Hospital operates in Mwingi North Sub-County, Kitui County

**45. Contingent Liabilities**

<b>Contingent liabilities</b>	<b>2021/22</b>	<b>2020/21</b>
	<b>Kshs</b>	<b>Kshs</b>
Court case 0 against the company	0	0
Bank guarantees in favour of subsidiary	0	0
<b>Total</b>	<b>0</b>	<b>0</b>

**46. Capital Commitments**

<b>Capital Commitments</b>	<b>2021/22</b>	<b>2020/21</b>
	<b>Kshs</b>	<b>Kshs</b>
Authorised For	0	0
Authorised And Contracted For	0	0
<b>Total</b>	<b>0</b>	<b>0</b>

**47. Events After The Reporting Period**

There were no material adjusting and non- adjusting events after the reporting period.

**48. Ultimate And Holding Entity**

The Hospital is a Semi- Autonomous County Government Agency under the Ministry of Health. Its ultimate parent is the County Government of Kitui.

**49. Currency**

The financial statements are presented in Kenya Shillings (Kshs).

**Progress on Follow Up of Auditor Recommendations**

The summary of issues raised by the external auditor, and management comments that were provided to the auditor as per the letter dated 13<sup>th</sup> July 2023 Ref: TSEIKURU/FIN/VOL.I (10).