

REPUBLIC OF KENYA



Enhancing Accountability

PARLIAMENT
OF KENYA
LIBRARY

REPORT

THE NATIONAL ASSEMBLY
PAPERS LAID

DATE: 10 FEB 2022 DAY: Thur

TABLED BY: LOM

CLERK-AT-THE-TABLE: B. Inzofu

THE AUDITOR-GENERAL

ON

NATIONAL ASSEMBLY

**FOR THE YEAR ENDED
30 JUNE, 2021**



THE NATIONAL ASSEMBLY

ANNUAL REPORT AND FINANCIAL STATEMENTS

**FOR THE FINANCIAL YEAR ENDED
JUNE 30, 2021**

**Prepared in accordance with the Cash Basis of Accounting Method under the International
Public Sector Accounting Standards (IPSAS)**

THE NATIONAL ASSEMBLY
Annual Reports and Financial Statements
For the year ended June 30, 2021.

Table of Contents	Page
I. KEY PSC INFORMATION AND MANAGEMENT	3
II. FOREWORD BY THE CLERK OF NATIONAL ASSEMBLY	15
III. STATEMENT OF PERFORMANCE AGAINST THE NATIONAL ASSEMBLY PREDETERMINED OBJECTIVES.....	17
IV. CORPORATE SOCIAL RESPONSIBILITY STATEMENT/SUSTAINABILITY	17
REPORTING.....	17
V. STATEMENT OF NA MANAGEMENT RESPONSIBILITIES.....	20
VI. REPORT OF THE INDEPENDENT AUDITORS ON THE NATIONAL ASSEMBLY.....	21
VII. STATEMENT OF RECEIPTS AND PAYMENTS FOR THE YEAR ENDED 30 TH JUNE 2021	22
VIII. STATEMENT OF ASSETS AND LIABILITIES AS AT 30 TH JUNE 2021	23
IX. STATEMENT OF CASH FLOWS FOR THE YEAR ENDED 30 TH JUNE 2021	24
I. SUMMARY STATEMENT OF APPROPRIATION: RECURRENT	26
II. SUMMARY STATEMENT OF APPROPRIATION: DEVELOPMENT	27
III. BUDGET EXECUTION BY PROGRAMMES AND SUB-PROGRAMMES.....	28
IV. SIGNIFICANT ACCOUNTING POLICIES.....	29
V. NOTES TO THE FINANCIAL STATEMENTS	33
17. PROGRESS ON FOLLOW UP OF PRIOR YEARS AUDITOR'S RECOMMENDATIONS.....	39
ANNEXTURES	40






THE NATIONAL ASSEMBLY
Annual Reports and Financial Statements
For the year ended 30, June 2021.

I. KEY PSC INFORMATION AND MANAGEMENT


(a) Background information

The Constitution of Kenya 2010 established the Parliamentary Service Commission under Section 127 with a broad mandate, which includes providing services and facilities to ensure efficient and effective functioning of Parliament. The Parliamentary Service Commission is composed of ten Commissioners and a Secretary and is responsible for general policy and strategic direction of the PSC.

The Composition of the Commission is as follows: -

	<p>Hon. Justin B. N. Muturi, EGH, MP</p> <p>The Hon. Speaker of the National Assembly and the Chairman of the Parliamentary Service Commission.</p>
	<p>Hon. (Dr.) Naomi N. Shaban, EGH, MP</p> <p>Vice Chairperson Parliamentary Service Commission and member of Finance Committee.</p>
	<p>Hon. Sen Aaron Cheruiyot, MP</p> <p>Chairperson-Staff welfare Committee and member of Finance Committee.</p>
	<p>Hon. Sen Beth W. Mugo, EGH, MP</p> <p>Chairperson-Members Welfare Committee renowned as an accomplished woman leader in Kenya and the region whose career spans across the Education, Health, Business and Political leadership sectors. She is a member of the Audit Committee of the Commission.</p>
	<p>Hon. Dr. Adan M. Keynan CBS, MP</p> <p>Chairperson-Finance Committee and is also a member of Tender and Procurement Committee.</p>

*THE NATIONAL ASSEMBLY
Annual Report and Financial Statements
For the year ended 30, June 2021.*

	<p>Hon. Benson Momanyi Orori, MP</p> <p>Chairperson-Tender and Procurement Committee.</p>
	<p>Hon. Sen. George Munyasa Khaniri, MGH, MP</p> <p>Member of Tender and Procurement and Finance Committee /- Parliamentary Service Commission</p>
	<p>Hon. Aisha Jumwa Katana, MP</p> <p>Member of Tender and Procurement Committee.</p>
	<p>Hon. Samuel Kiprono Chepkong'a, C.B.S</p> <p>Non- Parliamentarian Member of the Parliamentary Service Commission currently serving in the Commission pursuant to Article 127(2) (d) of the Constitution of Kenya 2010. He is a member of Tender and Procurement and Finance Committee of the Commission.</p>
	<p>Hon. Rachel Ameso Amolo</p> <p>Non- Parliamentarian Member of the Parliamentary Service Commission currently serving in the Commission pursuant to Article 127(2) (d) of the Constitution of Kenya 2010. She is a member of Audit Committee of the Commission.</p>
	<p>Mr. Jeremiah M. Nyegenye, C.B.S</p> <p>The Clerk Senate / Secretary to Parliamentary Service Commission and the Accounting officer of the Parliamentary service Commission.</p>

THE NATIONAL ASSEMBLY
Annual Report and Financial Statements
For the year ended 30, June 2021.

Chapter 8 (Article 93) of the Constitution established the Parliament of Kenya consisting of the National Assembly and the Senate. This Chapter further spells out the roles, functions and other matters relating to membership and operations of Parliament.

The National Assembly consists of 350 members and the Senate consists of 68 members. The Parliamentary Service Commission under section 127 (6c) of the Constitution is responsible for the preparation of annual estimates of expenditure of the PSC and submitting them to the National Assembly for approval.

(i) Activities

As per Article 127 (6) of the Constitution, 2010 the Commission is responsible for: -

- (a) Providing services and facilities to ensure the efficient and affective functioning of Parliament;
- (b) Constituting offices in the Parliamentary Service, and appointing and supervising office holders;
- (c) Preparing Annual Estimates of Expenditure of the Parliamentary Service and submitting them to the National Assembly for approval, and exercising Budgetary Control over the Service;
- (d) Undertaking, singly or jointly with other relevant Organisations, Programmes to promote the ideals of Parliamentary Democracy; and
- (e) Performing other functions: -
 - Necessary for the well-being of the Members and Staff of Parliament; or
 - Prescribed by National Legislation

(ii) Vision of the Parliament

Democratic and people centred Parliament.

(iii) Mission

To facilitate Members of Parliament to efficiently and effectively discharge their constitutional mandate of representation, legislation and oversight.

(iv) Core Values

- Professionalism
- Impartiality
- Responsiveness
- Integrity and Accountability
- Cooperation and Consultation Inclusiveness.

THE NATIONAL ASSEMBLY
Annual Report and Financial Statements
For the year ended 30, June 2021.

(V) Strategic goals/objectives

- i. To improve the process of representation, legislation and oversight
- ii. To strengthen the capacity of Members of Parliament to execute their constitutional mandate
- iii. To mainstream monitoring and evaluation for legislation and oversight
- iv. To strengthen knowledge and evidence based decision making in the legislature
- v. To strengthen the capacity of staff to facilitate Members in discharging their constitutional duties in an effective and efficient manner
- vi. To enhance the involvement of the public in legislation and oversight
- vii. To strengthen parliamentary diplomacy, partnerships and linkages
- viii. To enhance parliamentary outreach and promote ideals of parliamentary democracy
- ix. To enhance automation of all systems and processes core to operations of Parliament for efficient service delivery
- x. To mobilize sufficient financial resources to fund parliamentary programs
- xi. To enhance efficiency in procurement of goods and services
- xii. To enhance efficiency in resource utilization, monitoring and evaluation

Strategic Pillar (SP)		Strategic Objective (SO)		Implementing Unit
SP 1	Effective Representation, Legislation and Oversight	SO 1	To improve the process of representation, legislation and oversight.	<ul style="list-style-type: none"> • Office of the Speaker, NA • Clerk's Office, NA • Directorate of Legislative & Procedural Services • Directorate of Committee Services • Directorate of Legal Services

THE NATIONAL ASSEMBLY
Annual Report and Financial Statements
For the year ended 30, June 2021.

Strategic Pillar (SP)		Strategic Objective (SO)		Implementing Unit
		SO 2	To strengthen the capacity of Members of Parliament to execute their constitutional mandate.	<ul style="list-style-type: none"> • Clerk’s Office, NA • Directorate of Legislative & Procedural Services • Directorate of Committee Services • Directorate of Legal Services • Parliamentary Budget Office
		SO 3	To strengthen devolution and the capacity of devolved Units and constituency offices.	<ul style="list-style-type: none"> • Clerk’s Office, NA • Constituency Liaison Office • Directorate of Legal Services
		SO 4	To mainstream monitoring and evaluation for legislation and oversight.	<ul style="list-style-type: none"> • Clerk’s Office, NA • Parliamentary Budget Office • Directorate of Committee Services
		SO 5	To strengthen knowledge and evidence based decision making in the legislature.	<ul style="list-style-type: none"> • Clerk’s Office, NA • Directorate of Legislative & Procedural Services • Directorate of Committee Services • Directorate of Legal Services
SP 2	Excellence in Service delivery	SO 7	To institutionalize performance management systems across the Parliamentary Service.	<ul style="list-style-type: none"> • Clerk’s Office, NA
		SO 8	To strengthen the capacity of staff to facilitate Members in discharging their constitutional duties in an effective and efficient manner.	<ul style="list-style-type: none"> • Clerk’s Office, NA

THE NATIONAL ASSEMBLY
Annual Report and Financial Statements
For the year ended 30, June 2021.

Strategic Pillar (SP)		Strategic Objective (SO)		Implementing Unit
		SO 10	To enhance staff wellness for efficient service delivery.	<ul style="list-style-type: none"> • Clerk's Office, NA
SP 3	Public Trust	SO 11	To enhance the involvement of the public in legislation and oversight.	<ul style="list-style-type: none"> • Clerk's Office, NA • Directorate of Legislative & Procedural Services • Directorate of Committee Services • Directorate of Legal Services
		SO 12	To strengthen parliamentary diplomacy, partnerships and linkages.	<ul style="list-style-type: none"> • Office of the Speaker, NA • Clerk's Office, NA • Directorate of Legislative & Procedural Services
		SO 13	To enhance parliamentary outreach and promote ideals of parliamentary democracy.	<ul style="list-style-type: none"> • Office of the Speaker, NA • Clerk's Office, NA • Outreach, Wellness and Sports Committees • Directorate of Legislative & Procedural Services • Directorate of Committee Services • Directorate of Legal Services
SP 4	Embrace and Implement and E-Parliament	SO 14	To enhance automation of all systems and processes core to operations of Parliament for efficient service delivery.	<ul style="list-style-type: none"> • Clerk's Office, NA • Directorate of Legislative & Procedural Services • Hansard & Audio Services
		SO 15	To leverage on ICT in all processes and operations of Parliament.	<ul style="list-style-type: none"> • Clerk's Office, NA • Directorate of Legislative & Procedural Services • Hansard & Audio Services

THE NATIONAL ASSEMBLY
Annual Report and Financial Statements
For the year ended 30, June 2021.

Strategic Pillar (SP)		Strategic Objective (SO)		Implementing Unit
SP 6	Provision of Modern Facilities and Secure Working Environment for Members and Staff of Parliament	SO 19	To provide adequate facilities for Members and staff of Parliament.	<ul style="list-style-type: none"> • Clerk's Office, NA • Serjeant-at-arms






Role of Stakeholders

Stakeholder	Role
Members of Parliament	Making laws and policies, oversee the spending of public expenditure, represent the people's interests.
Staff of the Commission	Improve service delivery to the Members of Parliament and other clientele in implementation of the programs of the Commission.
The Public	Participate in the parliamentary processes.
Government Ministries, Departments and Agencies (MDAs)	Implement the laws that have been passed by parliament, provide information to parliament for informed decision making.
County Governments	Prudently use resources in the county levels.
Private Sector	To adhere to the laws in place, give a feedback and regular engagement on areas that require enhanced oversight.

(b). Key Management

The day-to-day management of the Commission consists of the Parliamentary Service Commission and the Board of Senior Management. The Composition of the Board of Senior Management is as follows: -

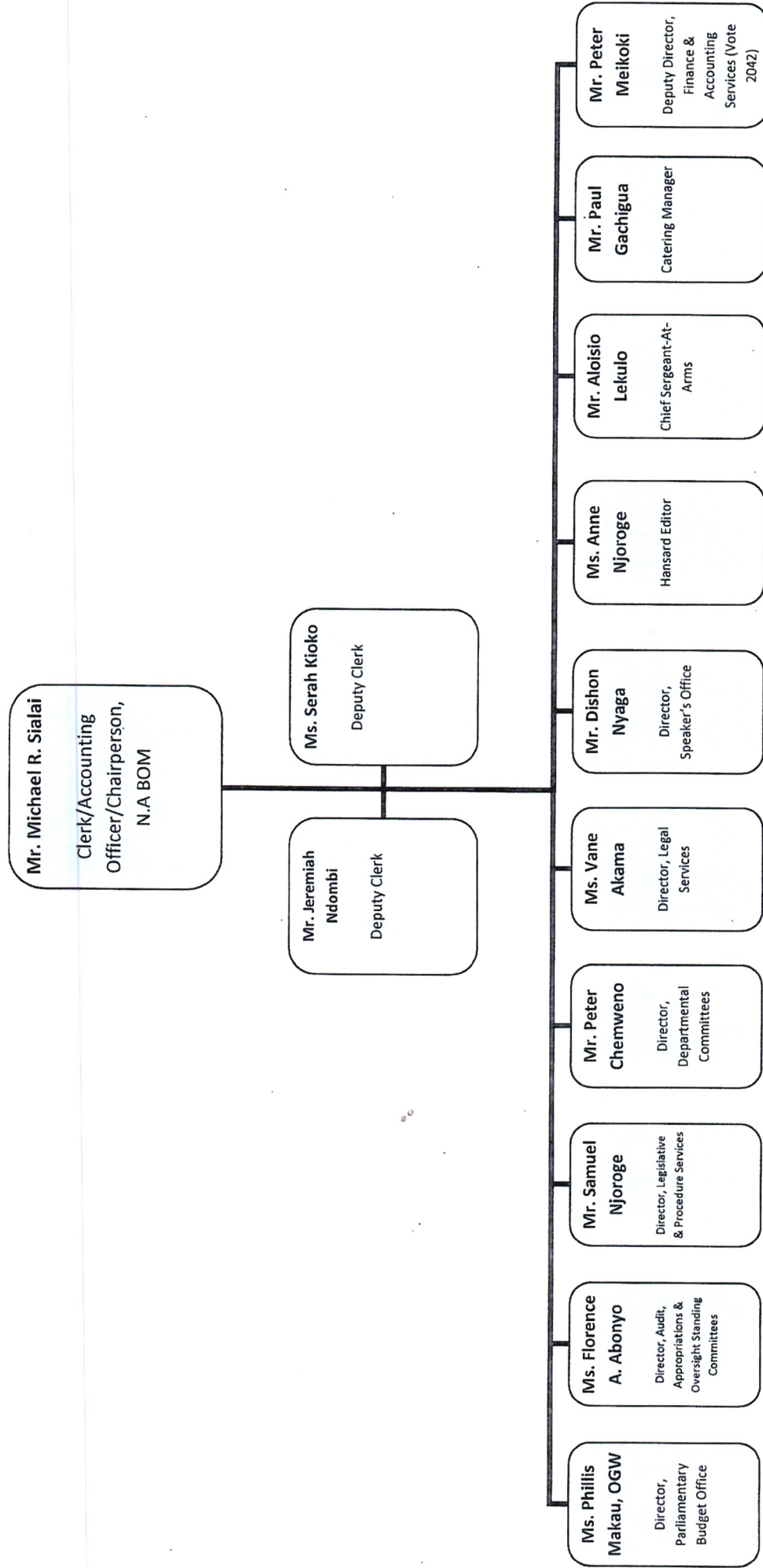
THE NATIONAL ASSEMBLY
Annual Report and Financial Statements
For the year ended 30, June 2021.

	<p>Mr. Jeremiah M. Nyegenye, C.B.S</p> <p>The Clerk Senate/Secretary to Parliamentary Service Commission and the Accounting officer of the Parliamentary Service Commission.</p>
	<p>Mr. Michael R. Sialai, CBS</p> <p>Member/Clerk of The National Assembly/Accounting Officer of The National Assembly.</p>
	<p>Mr. Clement Nyandiere</p> <p>Member/Director General, Parliamentary Joint Service/ Accounting Officer of The Parliamentary Joint Services.</p>
	<p>Mr. Mohamed Ali Mohamed</p> <p>Member/Deputy Clerk-Senate</p>
	<p>Ms. Eunice Wanjiku Gichangi</p> <p>Member/Deputy Clerk-Senate</p>

*THE NATIONAL ASSEMBLY
Annual Report and Financial Statements
For the year ended 30, June 2021.*

	<p>Ms. Serah M. Kioko Member/Deputy Clerk-National Assembly</p>
	<p>Mr. Jeremiah W. Ndombi Member/Deputy Clerk-National Assembly</p>
	<p>Ms. Phyllis Makau Member/Director-Parliamentary Budget Office</p>
	<p>Prof. Nyokabi Kamau Member/Executive Director- Centre for Parliamentary Studies and Training (CPST)</p>
	<p>Mr. Anthony Njoroge Member/Director-Litigation and Compliance</p>

National Assembly Board of Management



THE NATIONAL ASSEMBLY
Annual Report and Financial Statements
For the year ended 30, June 2021.

(c). Fiduciary Management

The key management personnel who held office of National Assembly during the year ended 30th June, 2021 and who had direct fiduciary responsibility was: -

Mr. Michael R. Sialai- The Accounting Officer and Clerk of National Assembly

1. Fiduciary Oversight Arrangements

(i) Audit and finance Committee activities: -

- Committee of the Commission on Finance – Budget and Finance approval and analysis.
- Committee of the Commission on Tender and Procurement, which oversees tendering and procurement matters.

Finance

- Hon. Adan Keynan, CBS, MP – **Chairperson**
- Hon. Dr. Naomi Shaban, EGH, MP
- Hon. Sen. Aaron Cheruiyot, MP
- Hon. Sen. George Khaniri, MGH, MP
- Hon. Samuel Chepkong'a, CBS

Audit Committee

- Hon. Rachel Ameso Amolo-**Chairperson**
- Hon. Sen. Beth Mugo, EGH, MP
- Hon. Naomi Shabaan, EGH, MP

Tender and Procurement

- Hon. Benson Momanyi, MP - **Chairperson**
- Hon. Sen. George Khaniri, MGH, MP
- Hon. Adan Keynan, CBS, MP
- Hon. Aisha Jumwa, MP
- Hon. Samuel Chepkong'a, CBS

(ii) **Parliamentary Committee Activities**

- Public Accounts Committee, which deals with reports of National Entities.
- Budget and Appropriation Committee, which examines and oversights on the budget and the use of public resources.
- Other oversight activities.

Several Departmental Committees deal with specific sectors or entities. There are also Ad-hoc committees which are formed when need arises.

THE NATIONAL ASSEMBLY
Annual Report and Financial Statements
For the year ended 30, June 2021.

(d). Entity Headquarters

National Assembly
P.O. Box 41842-00100
Parliament Building
Parliament Road
Nairobi, KENYA

(e). Entity Contacts

Telephone: (+254) 2221291
E-mail @parliament.go.ke
Website www.parliament.go.ke

(f). Independent Auditors

Auditor General
Kenya National Audit Office
Anniversary Towers, University Way
P. O. Box 30084
GPO 00100
Nairobi, Kenya

(g). Principal Legal Adviser

Director Litigation and Compliance
National Assembly
Parliament road
P.O. Box 41842
G.P.O 00100
NAIROBI - KENYA

(h). Bankers

Central Bank of Kenya
Haile Selassie Avenue
P.O. Box 60000
City Square 00200

THE NATIONAL ASSEMBLY
Annual Report and Financial Statements
For the year ended 30, June 2021.

II. FOREWORD BY THE CLERK OF NATIONAL ASSEMBLY

The National Assembly in accordance with Article 95 of the Constitution represents the people of the constituencies and special interests. The National Assembly deliberates on and resolves issues of concern to the people, enacts legislation, determines the allocation of national revenue between the levels of government, appropriates funds for expenditure by the national government and other national state organs. It also exercises oversight over national revenue and its expenditure, reviews the conduct in office of the President, the Deputy President and other State officers and initiates the process of removing them from office; and exercises oversight of State organs.

This Annual report and financial statements detail the financial performance of the National Assembly (NA) for the period ended June 30th, 2021 (Financial Year 2020/2021.) The National Assembly implements one programme: National Legislation, Representation, and Oversight with the sole objective of strengthening the legislative capacity, oversight and representation functions of the Members of National Assembly.

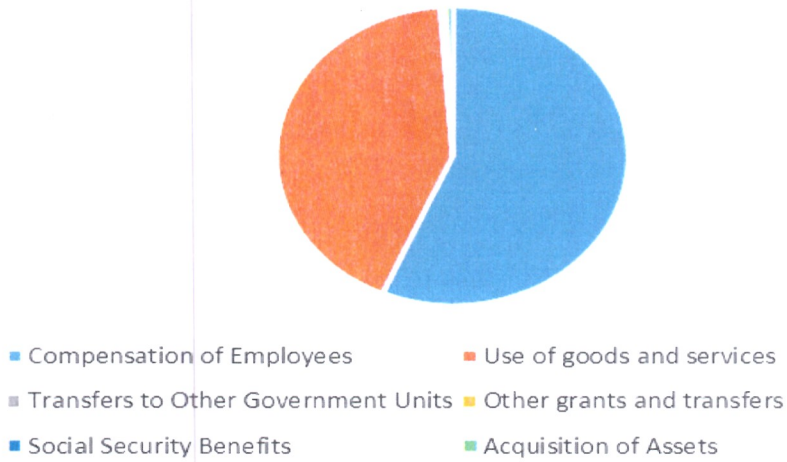
In the Financial Year under review the National Assembly had a total approved budget of KShs. 21,615,499,775 of which KShs. 11,651,111,142 was for compensation of employees; KShs. 9,445,388,633 for use of goods and services; and KShs. 519,000,000 for other recurrent expenditures. Exchequer receipts financed the NA expenditure for the period.

The total receipts accrued for the National Assembly in the year amounted to KShs. 19,728,162,686. By the end of 30th June, 2021 National Assembly had utilized KShs. 18,657,607,728. This indicates a surplus of Kshs. 1,070,554,958. The balances held by the National Assembly at the end of the year include KShs. 8,869,990 as pending imprest, KShs. 2,178,131 as salary advance and KShs. 1,059,642,642 in bank balances.

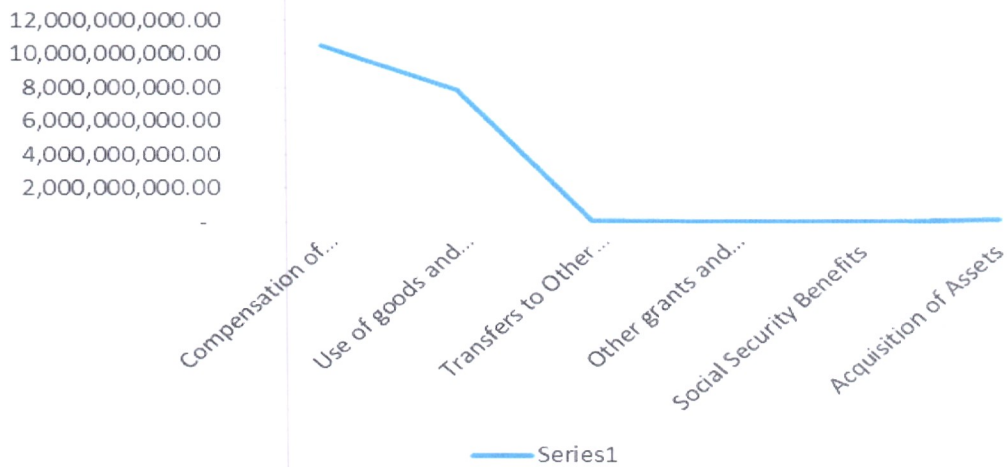
The utilization of resources allocated translates to 86% budget performance, which is an improvement of 6% from the previous financial year. The performance in recurrent expenditure was affected by the Covid 19 pandemic that generally affected most Government operations within the financial year.

THE NATIONAL ASSEMBLY
Annual Report and Financial Statements
For the year ended 30, June 2021.

Resource utilization per expenditure category



Resource utilization per expenditure category



Signed 

Michael R. Sialai, CBS
 Clerk of National Assembly / Accounting Officer, National Assembly

THE NATIONAL ASSEMBLY
Annual Report and Financial Statements
For the year ended 30, June 2021.

**III. STATEMENT OF PERFORMANCE AGAINST THE NATIONAL ASSEMBLY
PREDETERMINED OBJECTIVES**

Introduction

Section 81 (2) (f) of the Public Finance Management Act, 2012 requires that, at the end of each financial year, the Accounting officer when preparing financial statements of each National Government entity in accordance with the standards and formats prescribed by the Public Sector Accounting Standards Board includes a statement of the national government entity's performance against predetermined objectives.

The National Assembly draws its objectives from the Parliamentary Service Commission strategic plan 2019-2030 pillars. This is also guided by the programme implemented by the National Assembly, which is, General Administration, Planning and Support Services. The key development objectives are as follows:

Progress on attainment of Strategic development objectives

For purposes of implementing and cascading the above development objectives to specific sectors, all the development objectives were made specific, measurable, achievable, realistic and time-bound (SMART) and converted into development outcomes. Attendant indicators were identified for reasons of tracking progress and performance measurement: Below we provide the progress on attaining the stated objectives:

IV. CORPORATE SOCIAL RESPONSIBILITY STATEMENT/SUSTAINABILITY REPORTING

The Parliamentary Service Commission is a corporate citizen that endeavours to ensure that its operations impact positively on its stakeholders and the general citizenry of Kenya. The National Assembly exists to provide essential services to the Parliament of Kenya thereby directly impacting on the quality of leadership in terms of representation, oversight and legislation which in turn impacts on all Kenyans. This is our purpose; the driving force behind everything we do. It is what guides us to deliver our strategy, which is founded on Parliamentary Service Commission's Strategic Pillars: putting the customer/Citizen first, delivering relevant goods and services, and improving operational excellence.

1. Sustainability strategy and profile -

The Parliamentary Service Commission has made key efforts and achievements towards sustainability including adopting a policy (the strategic plan) which envisions a green parliament. To this end, the Commission has procured a paperless solution which has to a great extent minimised the use of paper in daily operations. It is envisioned that all buildings shall use green energy solutions. The Multi storey office block under construction is one of such projects that incorporates green energy solutions. Sustainability solutions though

THE NATIONAL ASSEMBLY
Annual Report and Financial Statements
For the year ended 30, June 2021.

cost effective in the long term require resources to install and in the prevailing macroeconomic environment may seem to be costly to the institution in the procurement process.

2. Environmental performance

The Parliamentary Service Commission is a public entity guided by provisions of the laws of Kenya. Therefore, the environmental policy is anchored on the laws of Kenya and the strategic plan. The strategic plan is the policy tool relied on to guide the organisation on environmental policy. Other than that, the Parliamentary Service Commission is mainly a consumer of various items for use including those of an ICT nature which may not be biodegradable. Our ICT policy provides for proper waste management for radioactive or electronic waste shall be disposed of only to persons licensed to handle the respective waste under section 88 of the Environmental Management and Coordination Act, 1999.

3. Employee welfare

The Parliamentary Service Commission is in the process of adopting its HR manual which comprises of all HR policies which guide on the hiring process. In the hiring of persons, the institution takes into consideration the constitutional principles of gender inclusivity and ethnic balance. The Commission has procured an online recruitment system which has an instant feedback mechanism and therefore the suggestions of stakeholders are taken into account including appeals mechanisms for when a candidates are of the view that they have been failed unfairly.

There is established a Human Resource Development unit which assists in the identification of training needs and seats in the training committee as the secretariat to advice on training and development matters. The Commission has a training policy that ensures that every officer is trained bi-annually to improve skills in their various areas of operation. Our schemes of service ensure career growth through the employees' employment. The Schemes of service are reviewed as and when required for the development of officers within the service. The Human resource development unit has developed an appraisal tool by which staff are appraised yearly.

There is a policy on safety and compliance with Occupational Safety and Health Act of 2007, (OSHA) and a committee charged with the responsibility of ensuring compliance with the Act.

4. Market place practices-

Responsible competition practice.

- a) The Parliamentary Service Commission is guided by the laws of Kenya on corruption matters. The Commission works regularly with the Ethics and Anti-Corruption Commission to develop policies which work towards the realization

THE NATIONAL ASSEMBLY
Annual Report and Financial Statements
For the year ended 30, June 2021.

of a corruption free society. In the procurement process which competition is required to be fair and free of corruption and bribery, the commission has sensitised the employees through trainings on the provisions of the procurement law in relation to corruption. On the part of the contractors/suppliers, the tender documents require the filling of an anti-corruption form for all participants in a tender.

- b) For every contract, the accounting officer appoints a contract administrator or contract implementation team for complex and specialised contracts. The purpose of this is to ensure that the contract is performed as intended and to ensure that payments are raised and honoured when due. It is the responsibility of the administrators to ensure that the procuring entity meets all its payment and other obligations on time and in accordance with the contract. Once an invoice is raised the Commission ensures that the same is processed within a period of 45 days when exchequer is available.
- c) The Commission advertises through the papers and its website, this ensures wide coverage and fairness in access to information.
- d) The Parliamentary Service Commission ensures that its services are easily accessible to the public by ensuring that departments have a service charter.

5. Community Engagements-

The Commission engages citizenry through its citizen engagement programmes like a Parliamentary week whereby citizens are allowed within the precincts of Parliament to learn the workings of the various departments of the Commission. It also facilitates the houses of Parliament in community engagement including facilitating the Senate to conduct sittings in other parts of the country.

THE NATIONAL ASSEMBLY
Annual Report and Financial Statements
For the year ended 30, June 2021.

V. STATEMENT OF NA MANAGEMENT RESPONSIBILITIES

Section 83 (1) of the Public Finance Management Act, 2012 requires that, at the end of each quarter, the accounting officer for a National Government Entity shall prepare financial statements in respect of that entity. Section 83 (2(b)) requires the financial statements so prepared to be in a form that complies with relevant accounting standards as prescribed by the Public Sector Accounting Standards Board of Kenya from time to time.

The Accounting Officer in charge of the National Assembly is responsible for the preparation and presentation of the National Assembly's financial statements, which give a true and fair view of the state of affairs of the NA as at 30th June, 2021. This responsibility includes: (i) maintaining adequate financial management arrangements and ensuring that these continue to be effective throughout the reporting period; (ii) maintaining proper accounting records, which disclose with reasonable accuracy at any time the financial position of the entity; (iii) designing, implementing and maintaining internal controls relevant to the preparation and fair presentation of the financial statements, and ensuring that they are free from material misstatements, whether due to error or fraud; (iv) safeguarding the assets of the National Assembly; (v) selecting and applying appropriate accounting policies; and (vi) making accounting estimates that are reasonable in the circumstances.

The Accounting Officer in charge of the National Assembly accepts responsibility for the National Assembly's financial statements, which have been prepared on the Cash Basis Method of Financial Reporting, using appropriate accounting policies in accordance with International Public Sector Accounting Standards (IPSAS). The Accounting Officer is of the opinion that the NA financial statements give a true and fair view of the state of National Assembly's transactions for the year ended 30th June, 2021, and its financial position as at that date. The Accounting Officer in charge further confirms the completeness of the accounting records maintained and which have been relied in the preparation financial statements as well as the adequacy of the systems of internal financial control systems.

The Accounting Officer confirms that the entity has fully complied with the applicable Government Regulations and the terms of external financing covenants (where applicable), and that the entity's funds received during the period under review were used for the eligible purposes for which they were intended for and were properly accounted. Further, the Accounting Officer confirms that the financial statements have been prepared in a form compliant with relevant accounting standards prescribed by the Public Sector Accounting Standards Board of Kenya.

Approval of the financial statements

The National Assembly's financial statements were approved and signed by the Accounting Officer on 24th September 2021.




Michael R. Sialai, CBS
Clerk of National Assembly



Peter A. Meikoki
Deputy Director Finance & Accounting Services
ICPAK No. 4339

REPUBLIC OF KENYA

Telephone: +254-(20) 3214000
E-mail: info@oagkenya.go.ke
Website: www.oagkenya.go.ke



HEADQUARTERS
Anniversary Towers
Monrovia Street
P.O. Box 30084-00100
NAIROBI

REPORT OF THE AUDITOR-GENERAL ON NATIONAL ASSEMBLY FOR THE YEAR ENDED 30 JUNE, 2021

PREAMBLE

I draw your attention to the contents of my report which is in three parts:

- A. Report on the Financial Statements that considers whether the financial statements are fairly presented in accordance with the applicable financial reporting framework, accounting standards and the relevant laws and regulations that have a direct effect on the financial statements.
- B. Report on Lawfulness and Effectiveness in Use of Public Resources which considers compliance with applicable laws, regulations, policies, gazette notices, circulars, guidelines and manuals and whether public resources are applied in a prudent, efficient, economic, transparent and accountable manner to ensure government achieves value for money and that such funds are applied for intended purpose.
- C. Report on Effectiveness of Internal Controls, Risk Management and Governance which considers how the entity has instituted checks and balances to guide internal operations. This responds to the effectiveness of the governance structure, the risk management environment, and the internal controls developed and implemented by those charged with governance for orderly, efficient and effective operations of the entity.

An unmodified opinion does not necessarily mean that an entity has complied with all relevant laws and regulations, and that its internal control, risk management and governance systems are properly designed and were working effectively in the financial year under review.

The three parts of the report are aimed at addressing the statutory roles and responsibilities of the Auditor-General as provided by Article 229 of the Constitution and the Public Audit Act, 2015. The three parts of the report, when read together constitute the report of the Auditor-General.

REPORT ON THE FINANCIAL STATEMENTS

Opinion

I have audited the accompanying financial statements of the National Assembly set out on pages 22 to 39, which comprise the statement of financial assets and liabilities as at 30 June, 2021, and the statement of receipts and payments, statement of cash flows and

summary statement of appropriation - recurrent for the year then ended, and a summary of significant accounting policies and other explanatory information in accordance with the provisions of Article 229 of the Constitution of Kenya and Section 35 of the Public Audit Act, 2015. I have obtained all the information and explanations which, to the best of my knowledge and belief, were necessary for the purpose of the audit.

In my opinion, the financial statements present fairly, in all material respects, the financial position of the National Assembly as at 30 June, 2021, and its financial performance and its cash flows for the year then ended, in accordance with International Public Sector Accounting Standards (Cash Basis) and comply with the Public Finance Management Act, 2012.

Basis for Opinion

The audit was conducted in accordance with International Standards of Supreme Audit Institutions (ISSAIs). I am independent of National Assembly Management in accordance with ISSAI 130 on Code of Ethics. I have fulfilled other ethical responsibilities in accordance with the ISSAI and in accordance with other ethical requirements applicable to performing audits of financial statements in Kenya. I believe that the audit evidence I have obtained is sufficient and appropriate to provide a basis for my opinion.

Key Audit Matters

Key audit matters are those matters that, in my professional judgment, are of most significance in the audit of the financial statements. There were no key audit matters to report in the year under review.

Other Matter

Pending Bills

Annex 2 to the financial statements indicates that the National Assembly had pending bills totalling Kshs.80,008,601 as at 30 June, 2021, which were not settled in 2020/2021 but were instead carried forward to 2021/2022 financial year. Further, these pending bills comprised an amount of Kshs.18,851,651 relating to 2020/2021 financial year and Kshs.61,156,950 for the previous financial years.

Failure to settle bills during the year to which they relate, adversely affects the budgetary provisions of the subsequent year to which they are charged.

Other Information

The Management is responsible for the other information, which comprises key entity information and management, foreword by the Clerk of National Assembly, statement of performance against the predetermined objectives, corporate social responsibility statement/sustainability reporting and statement of National Assembly Management responsibilities. The other information does not include the financial statements and my auditor's report thereon.

My opinion on the financial statements does not cover the other information and I do not express any form of assurance or conclusion thereon.

REPORT ON LAWFULNESS AND EFFECTIVENESS IN USE OF PUBLIC RESOURCES

Conclusion

As required by Article 229(6) of the Constitution, based on the audit procedures performed, except for the matters described in the Basis for Conclusion on Lawfulness and Effectiveness in Use of Public Resources section of my report, I confirm that, nothing else has come to my attention to cause me to believe that public resources have not been applied lawfully and in an effective way.

Basis for Conclusion

1. Procurement of Office Supplies and Services, Accommodation and Transport Service at Constituency Offices

The statement of receipts and payments for the year ended 30 June, 2021 reflects an expenditure of Kshs.7,901,868,832 in respect of use of goods and services. As disclosed in Note 3 to the financial statements, the amount includes Kshs.2,538,672,137 relating to other operating expenses out of which Kshs.79,721,723 was incurred on office supplies and services, accommodation and transport at the Constituency Offices.

Although the expenditure for the Constituency Offices in various cases were above the threshold for low value procurement method, the Management of the Constituency Offices did not apply alternative procurement methods as required under Section 91 of the Public Procurement and Asset Disposal Act, 2015 but procured the above goods and services directly through cash purchases.

2. Accounts Receivables - Outstanding Imprests

The statement of assets and liabilities as at 30 June, 2021 reflects accounts receivables amounting to Kshs.11,048,121. As disclosed under Note 9 to the financial statements, the amount includes Kshs. 8,869,990 relating to outstanding imprests which ought to have been accounted for on or before 30 June, 2021. This is contrary to Regulation 93(5) and (6) of the Public Finance Management (National Government), Regulations, 2015.

3. Lack of Assets Register

Disclosed in Annex 3 to the financial statements is a summary of fixed assets register which reflects historical cost brought forward and additional amount during the year of Kshs.411,381,199 and Kshs.132,355,579 respectively, totalling Kshs.543,736,778 as at 30 June, 2021. However, the National Assembly did not maintain assets register during the year under review to keep track of the assets. This is contrary to Regulation 143 of the Public Finance Management (National Government), Regulations, 2015.

The audit was conducted in accordance with ISSAI 4000. The standard requires that I comply with ethical requirements and plan and perform the audit to obtain assurance about whether the activities, financial transactions and information reflected in the

financial statements are in compliance, in all material respects, with the authorities that govern them. I believe that the audit evidence I have obtained is sufficient and appropriate to provide a basis for my conclusion.

REPORT ON EFFECTIVENESS OF INTERNAL CONTROLS, RISK MANAGEMENT AND GOVERNANCE

Conclusion

As required by Section 7(1)(a) of the Public Audit Act, 2015, based on the audit procedures performed, I confirm that, nothing has come to my attention to cause me to believe that internal controls, risk management and governance were not effective.

Basis for Conclusion

The audit was conducted in accordance with ISSAI 2315 and ISSAI 2330. The standards require that I plan and perform the audit to obtain assurance about whether processes and systems of internal control, risk management and overall governance were operating effectively, in all material respects. I believe that the audit evidence I have obtained is sufficient and appropriate to provide a basis for my conclusion.

Responsibilities of Management and those Charged with Governance

Management is responsible for the preparation and fair presentation of these financial statements in accordance with International Public Sector Accounting Standards (Cash Basis) and for maintaining effective internal control as Management determines is necessary to enable the preparation of financial statements that are free from material misstatement, whether due to fraud or error and for its assessment of the effectiveness of internal control, risk management and governance.

In preparing the financial statements, Management is responsible for assessing the National Assembly's ability to sustain services, disclosing, as applicable, matters related to sustainability of services and using the applicable basis of accounting unless Management is aware of the intention to dissolve the National Assembly or to cease operations.

Management is also responsible for the submission of the financial statements to the Auditor-General in accordance with the provisions of Section 47 of the Public Audit Act, 2015.

In addition to the responsibility for the preparation and presentation of the financial statements described above, Management is also responsible for ensuring that the activities, financial transactions and information reflected in the financial statements are in compliance with the authorities which govern them, and that public resources are applied in an effective way.

Those charged with governance are responsible for overseeing the financial reporting process, reviewing the effectiveness of how the entity monitors compliance with relevant legislative and regulatory requirements, ensuring that effective processes and systems

are in place to address key roles and responsibilities in relation to governance and risk management, and ensuring the adequacy and effectiveness of the control environment.

Auditor-General's Responsibilities for the Audit

The audit objectives are to obtain reasonable assurance about whether the financial statements as a whole are free from material misstatement, whether due to fraud or error, and to issue an auditor's report that includes my opinion in accordance with the provisions of Section 48 of the Public Audit Act, 2015 and submit the audit report in compliance with Article 229(7) of the Constitution. Reasonable assurance is a high level of assurance, but is not a guarantee that an audit conducted in accordance with ISSAIs will always detect a material misstatement and weakness when it exists. Misstatements can arise from fraud or error and are considered material if, individually or in the aggregate, they could reasonably be expected to influence the economic decisions of users taken on the basis of these financial statements.

In addition to the audit of the financial statements, a compliance audit is planned and performed to express a conclusion about whether, in all material respects, the activities, financial transactions and information reflected in the financial statements are in compliance with the authorities that govern them and that public resources are applied in an effective way, in accordance with the provisions of Article 229(6) of the Constitution and submit the audit report in compliance with Article 229(7) of the Constitution.

Further, in planning and performing the audit of the financial statements and audit of compliance, I consider internal control in order to give an assurance on the effectiveness of internal controls, risk management and governance processes and systems in accordance with the provisions of Section 7(1)(a) of the Public Audit Act, 2015 and submit the audit report in compliance with Article 229(7) of the Constitution. My consideration of the internal control would not necessarily disclose all matters in the internal control that might be material weaknesses under the ISSAIs. A material weakness is a condition in which the design or operation of one or more of the internal control components does not reduce to a relatively low level the risk that misstatements caused by error or fraud in amounts that would be material in relation to the financial statements being audited may occur and not be detected within a timely period by employees in the normal course of performing their assigned functions.

Because of its inherent limitations, internal control may not prevent or detect misstatements and instances of non-compliance. Also, projections of any evaluation of effectiveness to future periods are subject to the risk that controls may become inadequate because of changes in conditions, or that the degree of compliance with the policies and procedures may deteriorate.

As part of an audit conducted in accordance with ISSAIs, I exercise professional judgement and maintain professional skepticism throughout the audit. I also:

- Identify and assess the risks of material misstatement of the financial statements, whether due to fraud or error, design and perform audit procedures responsive to those risks, and obtain audit evidence that is sufficient and appropriate to provide a

basis for my opinion. The risk of not detecting a material misstatement resulting from fraud is higher than for one resulting from error, as fraud may involve collusion, forgery, intentional omissions, misrepresentations, or the override of internal control.

- Evaluate the appropriateness of accounting policies used and the reasonableness of accounting estimates and related disclosures made by the Management.
- Conclude on the appropriateness of the Management's use of the applicable basis of accounting and, based on the audit evidence obtained, whether a material uncertainty exists related to events or conditions that may cast significant doubt on the National Assembly's ability to continue to sustain its services. If I conclude that a material uncertainty exists, I am required to draw attention in the auditor's report to the related disclosures in the financial statements or, if such disclosures are inadequate, to modify my opinion. My conclusions are based on the audit evidence obtained up to the date of my audit report. However, future events or conditions may cause the National Assembly to cease to sustain its services.
- Evaluate the overall presentation, structure and content of the financial statements, including the disclosures, and whether the financial statements represent the underlying transactions and events in a manner that achieves fair presentation.
- Obtain sufficient appropriate audit evidence regarding the financial information and business activities of the National assembly to express an opinion on the financial statements.
- Perform such other procedures as I consider necessary in the circumstances.

I communicate with the Management regarding, among other matters, the planned scope and timing of the audit and significant audit findings, including any significant deficiencies in internal control that are identified during the audit.

I also provide Management with a statement that I have complied with relevant ethical requirements regarding independence, and to communicate with them all relationships and other matters that may reasonably be thought to bear on my independence, and where applicable, related safeguards.


CPA Nancy Gathungu, CBS
AUDITOR-GENERAL

Nairobi

11 January, 2022

THE NATIONAL ASSEMBLY
Annual Report and Financial Statements
For the year ended 30, June 2021.

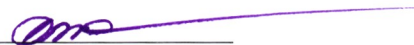
VII. STATEMENT OF RECEIPTS AND PAYMENTS FOR THE YEAR ENDED 30TH JUNE
2021

	Note	2020-2021	2019-2020
		Kshs	Kshs
RECEIPTS			
Transfers from National Treasury	1	19,728,162,686	17,376,454,657
TOTAL REVENUES		19,728,162,686	17,376,454,657
PAYMENTS			
Compensation of Employees	2	10,538,581,817	9,620,582,452
Use of goods and services	3	7,901,868,832	7,564,548,299
Transfers to Other Government Units	4	70,000,000	75,000,000
Other grants and transfers	5	9,651,500	25,672,312
Social Security Benefits	6	5,150,000	2,679,079
Acquisition of Assets	7	132,355,579	71,717,244
TOTAL PAYMENTS		18,657,607,728	17,360,199,386
SURPLUS/DEFICIT		1,070,554,958	16,255,271

The accounting policies and explanatory notes to these financial statements form an integral part of the financial statements. The entity financial statements were approved on 24th September 2021 and signed by:



Michael R. Sialai, CBS
Clerk of National Assembly



Peter A. Meikoki
Deputy Director Finance & Accounting Services
ICPAK No. 4339

THE NATIONAL ASSEMBLY
Annual Report and Financial Statements
For the year ended 30, June 2021.

VIII. STATEMENT OF ASSETS AND LIABILITIES AS AT 30TH JUNE 2021

	Note	2020/2021 Kshs	2019/2020 Kshs
FINANCIAL ASSETS			
Cash and Cash Equivalents			
Bank Balances	8A	1,058,487,180	563,123
Cash Balances	8B	1,155,462	-
Total Cash And Cash Equivalents		1,059,642,642	563,123
Accounts Receivables - Outstanding Imprest and Clearance Accounts	9	11,048,121	21,000,692
TOTAL FINANCIAL ASSETS		1,070,690,763	21,563,815
LESS: FINANCIAL LIABILITIES			
Accounts Payables	10	5,344,348	5,308,543
NET FINANCIAL ASSETS		1,065,346,415	16,255,272
REPRESENTED BY			
Fund balance b/fwd	11	16,255,272	277,651,264
Prior year adjustments	12	(21,463,816)	(277,651,264)
Surplus/Deficit for the year		1,070,554,958	16,255,272
NET FINANCIAL POSSITION		1,065,346,414	16,255,272

The accounting policies and explanatory notes to these financial statements form an integral part of the financial statements. The entity financial statements were approved on 24th September 2021 and signed by:



Michael R. Sialai, CBS
Clerk of National Assembly



Peter A. Meikoki
Deputy Director Finance & Accounting Services
ICPAK No. 4339


THE NATIONAL ASSEMBLY
Annual Report and Financial Statements
For the year ended 30, June 2021.

IX. STATEMENT OF CASH FLOWS FOR THE YEAR ENDED 30TH JUNE 2021


	Note	2020/2021 Kshs	2019/2020 Kshs
CASH FLOW FROM OPERATING ACTIVITIES			
Receipts for operating income			
Transfers from National Treasury	1	19,728,162,686	17,376,454,657
		19,728,162,686	17,376,454,657
Payments for operating expenses			
Compensation of Employees	2	10,538,581,817	9,620,582,452
Use of goods and services	3	7,901,868,832	7,564,548,299
Transfers to Other Government Units	4	70,000,000	75,000,000
Other grants and transfers	5	9,651,500	25,672,312
Social Security Benefits	6	5,150,000	2,679,079
		18,525,252,149	17,288,482,141
Adjusted for:			
Changes in receivables	13	9,952,572	4,413,050
Changes in payables	14	35,805	5,308,543
Adjustments during the year	12	(21,463,816)	-277,651,264
Net cashflow from operating activities		1,191,435,098	-179,957,156
CASHFLOW FROM INVESTING ACTIVITIES			
Acquisition of Assets	7	(132,355,579)	(71,717,244)
Net cash flows from Investing Activities		(132,355,579)	(71,717,244)
CASHFLOW FROM BORROWING ACTIVITIES			
Net cash flow from financing activities		-	-
NET INCREASE IN CASH AND CASH EQUIVALENT			
		1,059,079,519	-251,674,400
Cash and cash equivalent at BEGINNING of the year		563,123	252,237,522
Cash and cash equivalent at END of the year		1,059,642,643	563,123

***THE NATIONAL ASSEMBLY
Annual Report and Financial Statements
For the year ended 30, June 2021.***

The accounting policies and explanatory notes to these financial statements form an integral part of the financial statements. The entity financial statements were approved on 24th September 2021 and signed by:



Michael R. Sialai, CBS
Clerk of National Assembly



Peter A. Meikoki
Deputy Director Finance & Accounting Services
ICPAK No. 4339

THE NATIONAL ASSEMBLY
Annual Reports and Financial Statements
For the year ended 30, June 2021.

I. SUMMARY STATEMENT OF APPROPRIATION: RECURRENT

Revenue/Expense Item	Original Budget	Adjustments	Final Budget	Actual on Comparable Basis	Budget Utilisation Difference	% of Utilisation Difference to Final Budget
	a	b	c=a+b	d	e=d-c	f=d/c %
RECEIPTS			0			
Exchequer releases	10,012,749,888	11,602,749,888	21,615,499,775	19,728,162,686	1,887,337,089	91%
Total Receipts	10,012,749,888	11,602,749,888	21,615,499,775	19,728,162,686	1,887,337,089	91%
PAYMENTS						
Compensation of Employees	5,030,555,571	6,620,555,571	11,651,111,142	10,538,581,817	1,112,529,325	90%
Use of goods and services	4,722,694,317	4,722,694,317	9,445,388,633	7,901,868,832	1,543,519,801	84%
Transfers to Other Government Units	35,000,000	35,000,000	70,000,000	70,000,000	-	100%
Other grants and transfers	19,000,000	19,000,000	38,000,000	9,651,500	28,348,500	25%
Social Security Benefits	5,500,000	5,500,000	11,000,000	5,150,000	5,850,000	47%
Acquisition of Assets	200,000,000	200,000,000	400,000,000	132,355,579	267,644,421	33%
Grand Total	10,012,749,888	11,602,749,888	21,615,499,775	18,657,607,728	2,957,892,047	86%
Surplus/Deficit	-	-	-	1,070,554,958	1,070,554,958	

The budget execution was smooth for the Financial year of operation. However, the following expenditures were below 90% for reasons explained below:

i. Use of goods (84%)

The year was interrupted by the COVID 19 restrictions on movement which affected government operations significantly. The National Assembly operations and plans were also affected which resulted to the reduced utilization of budget for use of goods under whose foreign and domestic travel expenditure is accounted for.

ii. Other grants and transfers (25%) and Social Security Benefits (47%)

This is a provisional budget to cushion the Members of and staff Parliament Service Commission on a need basis. The utilization depends on the cases reported within the year. For the year 2020/2021 there were few cases hence low budget absorption.

iii. Acquisition of assets (29%)

The procurement process was hampered by the close of the economy due to COVID 19. This resulted to minimal use of the budgeted resources.

The entity financial statements were approved on 24th September 2021 and signed by:



Michael R. Sialai, CBS
 Clerk of National Assembly



Peter A. Meikoki
 Deputy Director Finance & Accounting Services
 ICPAK No. 4339

THE NATIONAL ASSEMBLY
Annual Reports and Financial Statements
For the year ended 30, June 2021.

II. SUMMARY STATEMENT OF APPROPRIATION: DEVELOPMENT

The National Assembly has no development vote.

The entity financial statements were approved on 24th September 2021 and signed by:



Michael R. Sialai, CBS
Clerk of National Assembly



Peter A. Meikoki
Deputy Director Finance & Accounting Services
ICPAK No. 4339

THE NATIONAL ASSEMBLY
Annual Report and Financial Statements
For the year ended 30, June 2021.

III. BUDGET EXECUTION BY PROGRAMMES AND SUB-PROGRAMMES

Program	Sub Program	Description	Approved Budget	Actual Payments	Variance
721000000		Legislation and Representation			
			21,615,499,775	18,657,607,728	2,957,892,047
	721000000	Legislation and Representation	-	-	-
	721010000	Legislation and Representation			
			21,615,499,775	18,657,607,728	2,957,892,047
722000000		Legislative Oversight			
			-	-	-
	722010000	Legislative Oversight	-	-	-
		Grand Total	21,615,499,775	18,657,607,728	2,957,892,047

THE NATIONAL ASSEMBLY
Annual Reports and Financial Statements
For the year ended 30, June 2021.

IV. SIGNIFICANT ACCOUNTING POLICIES

The principle accounting policies adopted in the preparation of these financial statements are set out below:

1. Statement of Compliance and Basis of Preparation

The financial statements have been prepared in accordance with Cash-basis International Public Sector Accounting Standards (IPSAS) as prescribed by the Public Sector Accounting Standards Board (PSASB) and set out in the accounting policy note below. This cash basis of accounting has been supplemented with accounting for; a) receivables that include imprests and salary advances and b) payables that include deposits and retentions.

The financial statements comply with and conform to the form of presentation prescribed by the PSASB. The accounting policies adopted have been consistently applied to all the years presented.

2. Reporting Entity

The financial statements are for the National Assembly. The financial statements encompass the reporting entity as specified under section 81 of the PFM Act 2012. The National Assembly has only recurrent vote and therefore it did not have development projects within the financial year.

3. Reporting Currency

The financial statements are presented in Kenya Shillings (Kshs), which is the functional and reporting currency of the Government and all values are rounded to the nearest Kenya Shilling.

4. Significant Accounting Policies

The accounting policies set out in this section have been consistently applied by the National Assembly for all the years presented.

a) Recognition of Receipts

The National assembly recognises all receipts from the various sources when the event occurs and the related cash has actually been received by the Entity.

• Transfers from the Exchequer

Transfers from the exchequer are recognized in the books of accounts when cash is received. Cash is considered as received when payment instruction is issued to the bank and notified to the receiving entity.

• External Assistance

External assistance is received through grants and loans from multilateral and bilateral development partners.

Grants and loans shall be recognized in the books of accounts when cash is received. Cash is considered as received when a payment advice is received by the recipient entity or by the beneficiary.

In case of grant/loan in kind, such grants are recorded upon receipt of the grant item and upon determination of the value. The date of the transaction is the value date indicated on the payment advice. A similar recognition criteria is applied for loans received in the form of a direct payment.

THE NATIONAL ASSEMBLY
Annual Report and Financial Statements
For the year ended 30, June 2021.

During the year ended 30th June 2021, National Assembly did not receive external assistance loans.

- **Other receipts**

These include Appropriation-in-Aid and relates to receipts such as proceeds from disposal of assets and sale of tender documents. These are recognised in the financial statements the time associated cash is received. There was no A.I.A during the financial year 2020/2021.

b) Recognition of payments

The Entity recognises all payments when the event occurs and the related cash has actually been paid out by the Entity.

- **Compensation of Employees**

Salaries and wages, allowances, statutory contribution for employees are recognized in the period when the compensation is paid.

- **Use of Goods and Services**

Goods and services are recognized as payments in the period when the goods/services are paid for. Such expenses, if not paid during the period where goods/services are consumed, shall be disclosed as pending bills.

- **Acquisition of Fixed Assets**

The payment on acquisition of property plant and equipment items is not capitalized. The cost of acquisition and proceeds from disposal of these items are treated as payments and receipts items respectively. Where an asset is acquired in a non-exchange transaction for nil or nominal consideration and the fair value of the asset can be reliably established, a contra transaction is recorded as receipt and as a payment.

A fixed asset register is maintained by each public entity and a summary provided for purposes of consolidation. This summary is disclosed as an annexure to the financial statements.

5. In-kind contributions

In-kind contributions are donations that are made to the Entity in the form of actual goods and/or services rather than in money or cash terms. These donations may include vehicles, equipment or personnel services. Where the financial value received for in-kind contributions can be reliably determined, the Entity includes such value in the statement of receipts and payments both as receipts and as payments in equal and opposite amounts; otherwise, the contribution is not recorded.

There were no in-kind contributions during the period.

6. Third Party Payments

There were no third party payments made by The National Assembly during the period.

7. Cash and Cash Equivalents

Cash and cash equivalents comprise cash on hand and cash at bank, short-term deposits on call and highly liquid investments with an original maturity of three months or less, which are readily

THE NATIONAL ASSEMBLY
Annual Report and Financial Statements
For the year ended 30, June 2021.

convertible to known amounts of cash and are subject to insignificant risk of changes in value. Bank account balances include amounts held at the Central Bank of Kenya and at various commercial banks at the end of the financial year.

Restriction on Cash

Restricted cash represents amounts that are limited/restricted from being used to settle a liability for at least twelve months after the reporting period. This cash is limited for direct use as required by stipulation. Amounts maintained in deposit bank accounts are restricted for use in refunding third party deposits. As at 30th June 2021, there were no restrictions on cash during the year.

8. Accounts Receivable

For the purposes of these financial statements, imprests and advances to authorised public officers and/or institutions which were not surrendered or accounted for at the end of the financial year are treated as receivables. This is in recognition of the government practice where the imprest payments are recognized as payments when fully accounted for by the imprest or AIE holders. This is an enhancement to the cash accounting policy. Other accounts receivables are disclosed in the financial statements.

9. Accounts Payable

For the purposes of these financial statements, deposits and retentions held on behalf of third parties have been recognized on an accrual basis (as accounts payables). This is in recognition of the government practice of retaining a portion of contracted services and works pending fulfilment of obligations by the contractor and to hold deposits on behalf of third parties. This is an enhancement to the cash accounting policy adopted by National Government Ministries and Agencies. Other liabilities including pending bills are disclosed in the financial statements.

10. Pending Bills

Pending bills consist of unpaid liabilities at the end of the financial year arising from contracted goods or services during the year or in past years. As pending bills do not involve the payment of cash in the reporting period, they recorded as 'memorandum' or 'off-balance' items to provide a sense of the overall net cash position of the Entity at the end of the year. When the pending bills are finally settled, such payments are included in the Statement of Receipts and Payments in the year in which the payments are made.

11. Budget

The budget is developed on a comparable accounting basis (cash basis except for imprest and deposits, which are accounted for on an accrual basis), the same accounts classification basis, and for the same period as the financial statements. The original budget was approved by Parliament in June 2020 for the period 1st July 2020 to 30th June 2021 as required by Law and there were two supplementary adjustments to the original budget during the year.

A comparison of the actual performance against the comparable budget for the financial year under review has been included in the financial statements.

Government Development Projects are budgeted for under the MDAs but receive budgeted funds as transfers and account for them separately. These transfers are recognised as inter-entity transfers.

THE NATIONAL ASSEMBLY
Annual Report and Financial Statements
For the year ended 30, June 2021.

12. Comparative Figures

Where necessary, comparative figures for the previous financial year have been amended or reconfigured to conform to the required changes in presentation.

13. Subsequent Events

There have been no events subsequent to the financial year end with a significant impact on the financial statements for the year ended 30th June 2021.

14. Errors

Material prior period errors shall be corrected retrospectively in the first set of financial statements authorized for issue after their discovery by: i. restating the comparative amounts for prior period(s) presented in which the error occurred; or ii. If the error occurred before the earliest prior period presented, restating the opening balances of assets, liabilities and net assets/equity for the earliest prior period presented.

During the year, there were no errors that needed corrections. However, prior period adjustments have been disclosed under note 12.

15. Related Party Transactions

Related party relationships are a normal feature of commerce. There were no related party transactions during the reporting period

16. Contingent Liabilities

Section 148 (9) of the PFM Act regulations 2015 requires the Accounting officer of a National Government entity to report on the payments made, or losses incurred, by the National Government entity to meet contingent liabilities as a result of loans during the financial year.

A contingent liability is:

- a) A possible obligation that arises from past events and whose existence will be confirmed only by the occurrence or non-occurrence of one or more uncertain future events not wholly within the control of the entity; or
- b) A present obligation that arises from past events but is not recognised because:
 - i) It is not probable that an outflow of resources embodying economic benefits or service potential will be required to settle the obligation; or
 - ii) The amount of the obligation cannot be measured with sufficient reliability.

Some of contingent liabilities may arise from: litigation in progress, guarantees, indemnities. Letters of comfort/ support, insurance, Public Private Partnerships, The National Assembly does not recognize a contingent liability but discloses details of any contingencies in the notes to the financial statements unless the possibility of an outflow of resources embodying economic benefits or service potential is remote.

The National Assembly did not have any contingent liability within the financial year 2020/2021.

THE NATIONAL ASSEMBLY
Annual Report and Financial Statements
For the year ended 30, June 2021.

V. NOTES TO THE FINANCIAL STATEMENTS

1 Exchequer Releases

Description	2020/2021 Kshs	2019/2020 Kshs
Total Exchequer Releases for quarter 1	4,302,093,648	4,274,538,767
Total Exchequer Releases for quarter 2	4,079,186,542	5,087,925,344
Total Exchequer Releases for quarter 3	4,448,090,756	3,624,337,640
Total Exchequer Releases for quarter 4	6,898,791,740	4,389,652,906
TOTAL	19,728,162,686	17,376,454,657

2 Compensation of Employees

Description	2020/2021 Kshs	2019/2020 Kshs
Basic salaries of permanent employees	2,111,664,892	1,942,338,398
Basic wages of temporary employees	4,236,134,165	3,414,406,039
Personal allowances paid as part of salary	4,032,756,146	4,109,266,043
Personal allowances paid as reimbursements	83,413,851	96,346,059
Pension and other social security contributions	73,622,163	-
Employer Contributions Compulsory national social security schemes	990,600	58,225,913
TOTAL	10,538,581,817	9,620,582,452

3 Use of Goods and Services

Description	2020/2021 Kshs	2019/2020 Kshs
Domestic travel and subsistence	4,404,679,941	3,625,611,960
Foreign travel and subsistence	569,295,448	1,105,981,696
Printing, advertising and information supplies & services	55,366,220	60,058,358
Rentals of produced assets	6,476,027	6,490,636
Training expenses	53,321,242	66,866,924
Hospitality supplies and services	159,194,989	123,815,644
Specialised materials and services	2,400,000	7,302,906
Office and general supplies and services	42,291,348	27,108,498
Other operating expenses	2,538,672,137	2,482,743,939
Routine maintenance – vehicles and other transport equipment	13,339,953	30,449,514

THE NATIONAL ASSEMBLY
Annual Report and Financial Statements
For the year ended 30, June 2021.

Routine maintenance – other assets	32,423,975	6,247,053
Fuel Oil and Lubricants	24,407,554	21,871,173
TOTAL	7,901,868,832	7,564,548,299

4 Grants and Transfers to other Government Entities

	2020/2021 Kshs	2019/2020 Kshs
Other Capital transfers grants and subsidies	70,000,000	75,000,000
TOTAL	70,000,000	75,000,000

4a. Car Grants to new Members of Parliament

Out of the Kshs 70,000,000, the following members were paid car grants of Kshs 5,000,000 each totalling to Kshs 20,000,000 after by-elections in the respective constituencies

- | | |
|--|--------------------------------|
| 1.Hon. Feisal Salim Bader-msambweni Constituency | 3.Hon. Robert Oimeke-Bonchari |
| 2.Hon. Majimbo Kalasinga Simiyu-Kabuchai | 4.Hon. Peter Nabulindo-Matungu |

4b: Transfers to self – reporting entities in the year

The above transfers were made to the following self-reporting entities in the year:

Description	Recurrent Kshs	Development Kshs	Total Kshs	2020-2021 Kshs
Transfers to SAGAs and SCs				
Parliamentary Catering Fund	50,000,000	-	50,000,000	50,000,000
TOTAL	50,000,000	-	50,000,000	50,000,000

5 Other Grants and Transfers

	2020/2021 Kshs	2019/2020 Kshs
Membership dues and subscriptions to international organizations	9,651,500	25,672,312
Total	9,651,500	25,672,312

6 Social Security Benefits

	2020/2021 Kshs	2019/2020 Kshs
Government pension and retirement benefits	5,000,000	2,500,000
Employer Social Benefits in cash and in kind	150,000	179,079
TOTAL	5,150,000	2,679,079

THE NATIONAL ASSEMBLY
Annual Report and Financial Statements
For the year ended 30, June 2021.

7 Acquisition of Assets

	2020/2021	2019/2020
Purchase of Vehicles and Other Transport Equipment	84,922,789	60,320,374
Purchase of Household Furniture and Institutional Equipment	34,516,290	11,396,870
Purchase of Specialised Plant, Equipment and Machinery	12,916,500	-
TOTAL	132,355,579	71,717,244

8 A: Bank Accounts

Name of Bank, Account No. & currency	Amount in bank account currency	Indicate whether recurrent, Development, deposit e.t.c	Exc rate (if in foreign currency)	2020-2021	2019-2020
				Kshs	Kshs
Central Bank of Kenya, A/C-1000245441	shs		-	1,058,487,180	563,123
Total				1,058,487,180	563,123

8 B: cash in hand

	2020-2021	2019-2020
	Kshs	Kshs
Cash in Hand – Held in domestic currency	1,155,462	-
TOTAL	1,155,462	-

Cash in hand is as follows:

	2020-2021	2019-2020
	Kshs	Kshs
Bankers cheques held at the Headquarters, Protection House Building, Cash office	1,155,462	-
TOTAL	1,155,462	-

8 C: Cash in Transit.

(i). National Assembly Standing Imprest account number **01141201980200** at Co-operative Bank of Kenya, Parliament Road Branch had a balance of **Kshs. 29,576,745.54** being money in transit to respective beneficiaries.

THE NATIONAL ASSEMBLY
Annual Report and Financial Statements
For the year ended 30, June 2021.

8 D: Cash deposit as collateral for Letter of Credit.

(ii). The National Assembly procured an official car for the Hon. Speaker from Toyota Kenya Ltd. The contract required The National Assembly to guarantee the contract by a letter of credit. Our banker, Cooperative bank required us to deposit with them the contract sum for them to issue the letter of credit. We did deposit **Kshs.35,686,550** with them which is being held in National Assembly Standing Imprest Collateral Account No. **01246201980200** awaiting delivery of the vehicle.

9: Account Receivables

<i>Description</i>	2020-2021 Kshs	2019-2020 Kshs
Government Imprests	8,869,990	13,826,087
Salary advances	2,178,131	1,866,063
Recoverable overpayments	-	5,308,543
TOTAL	11,048,121	21,000,693

See annexure

10. Account Payables

	2020-2021 Kshs	2019-2020 Kshs
Recoverable Overpayments owed to National Treasury		5,308,543
Unpaid R/D Cheques	5,344,348	-
TOTAL	5,344,348	5,308,543

See annexure

11. Fund Balance Brought Forward

	2020-2021 Kshs	2019-2020 Kshs
Bank accounts	563,123	249,769,919
Cash in hand	-	2,467,603
Receivables - Outstanding Imprests	21,000,693	25,413,742
Payables – Deposits	(5,308,543)	-
TOTAL	16,255,273	277,651,264

THE NATIONAL ASSEMBLY
Annual Report and Financial Statements
For the year ended 30, June 2021.

12. Prior Year Adjustments

Description of the Adjustment	Balance b/f	Adjustments	Adjusted	Prior Year
	FY 2019/2020		Balance b/f	
	as per		FY	
Financial statements	2019/2020	Kshs	Kshs	
	Kshs	Kshs	Kshs	Kshs
Bank account Balances	563,123	(563,123)	-	(249,769,919)
Cash in hand	-	-	-	(2,467,603)
Receivables	21,000,693	(20,900,693)	1,866,063	(25,413,742)
Payables	(5,308,543)	5,308,543	-	
	16,255,273	(21,463,816)	-	(277,651,264)

The bank balances of Kshs. 563,123 were returned to the National Treasury on 28th July 2020 having been unspent balances brought forward from 2019/2020 financial year. The adjustment was to explain the cash movement in the cashflow statement and recognize that these were not part of 2020/2021 financial year's cash outflows.

The adjustment for imprests is to recognize the imprests that had been issued in 2019/2020 financial year but surrendered and expensed in the financial year 2020/2021. These expenditures were included in the financial year 2020/2021 although the cash outflow was in the 2019/2020 financial year.

The adjustment for recoverable overpayments and the contra payables of Kshs. 5,308,543 was done to recognize the recovery of erroneous payments and subsequent return of the recoveries to the National Treasury.

13. (Increase)/ Decrease in Receivable

Description of the error	2020-2021	2019-2020
	KShs	KShs
Opening Accounts Receivables as at 1 st July 2020	21,000,692	25,413,742
Closing Accounts Receivables as at 30 th June 2021	11,048,121	21,000,692
Change in Accounts Receivables	9,952,571	4,413,050

THE NATIONAL ASSEMBLY
Annual Report and Financial Statements
For the year ended 30, June 2021.

14. Increase/ (Decrease) in Accounts Payable

Description of the error	2020-2021 KShs	2019-2020 KShs
Opening Accounts Payables as at 1 st July 2020	5,308,543	-
Closing Accounts payables as at 30 th June 2021	5,344,348	5,308,543
Change in Accounts payables	35,805	(5,308,543)

15. Related Party Disclosures

Related party disclosure is encouraged under non-mandatory section of the Cash Basis IPSAS.

There was no related Party transactions for the financial year 2020/2021.

16. Other Important Disclosures

16.1: Pending Accounts Payable (See Annex 1)

	Balance b/f FY 2019/2020	Additions for the period	Paid during the year	Balance c/f FY 2020/2021
Description	Kshs	Kshs	Kshs	Kshs
Supply of goods	67,992,761	12,107,905	61,963,882	18,136,784
Supply of services	88,200,142	16,298,550	42,626,875	61,871,817
Total	156,192,903	28,406,455	104,590,757	80,008,601

16.2 Contingent Liabilities

There were no contingent liabilities for the financial year ended 30th June 2021.

THE NATIONAL ASSEMBLY
Annual Report and Financial Statements
For the year ended 30, June 2021.

17. PROGRESS ON FOLLOW UP OF PRIOR YEARS AUDITOR'S RECOMMENDATIONS

The following is the summary of issues raised by the external auditor, and management comments that were provided to the auditor.

Reference No. on the external audit Report	Issue / Observations from Auditor	Management comments	Status: (Resolved / Not Resolved)	Timeframe: (Put a date when you expect the issue to be resolved)
2018/2019	Pending Bills	Process ongoing.	Not Resolved-awaiting appearance before Public Accounts Committee on 4 th October 2021.	4 th October 2021
2019/2020	Pending Bills Constituency Expenses	Process ongoing. Matter being addressed.	Not resolved-awaiting appearance before Public Accounts Committee on 4 th October 2021.	4 th October 2021

Guidance Notes:

- (i) Use the same reference numbers as contained in the external audit report.
- (ii) Obtain the "Issue/Observation" and "management comments", required above, from final external audit report that is signed by Management.
- (iii) Before approving the report, discuss the timeframe with the appointed Focal Point persons within your entity responsible for implementation of each issue.
- (iv) Indicate the status of "Resolved" or "Not Resolved" by the date of submitting this report to National Treasury.



Michael R. Sialai, CBS
 Clerk of National Assembly



Peter A. Meikoki
 Deputy Director Finance & Accounting Services
 ICPAK No. 4339

REPUBLIC OF KENYA
R2042: THE NATIONAL ASSEMBLY

BANK RECONCILIATION STATEMENT AS AT AT 30TH JUN 2021

	Kshs.
Balance as per Bank certificate	26,023,820.65
Less:	
1. Payments in cash Book not recorded in Bank Statement (unrepresented payments)	238,464,681.60
2. Receipts in Bank Statement not yet recorded in cash book	0.00
Add:	
3. Payments in Bank Statement not yet recorded in the Cash Book	0.00
4. Receipts in Cash Book not yet recorded in the bank statement	1,270,928,041.05
Bank Balance as per Cash Book	1,058,487,180.10

Reconciliation prepared by:

 _____ Signature	<u>ACE</u> _____ Designation	11-Aug-21 _____ Date
---	------------------------------------	----------------------------

I certify that I have verified the Bank Balance in the Cash Book with the Bank Statement and that the reconciliation is correct

 _____ Signature	<u>ODPA</u> _____ Designation	11-Aug-21 _____ Date
---	-------------------------------------	----------------------------

POSTDATE	VOUCHNO_D	PAYEE	BANK_AMT
6/30/2021	1216420	ABDULLSWAMAD SHERIFF NASSIR	1,130,800.00
6/30/2021	1216489	ADAN HAJI ALI	1,130,800.00
6/30/2021	2042066881	ADEN BARE DUALE	436,800.00
6/30/2021	121060705	AFRICAN TOUCH SAFARIS LIMITED	1,980,200.00
6/30/2021	20217	Afritrade Enterprises Limited	1,599,636.20
6/30/2021	2042067332	AHMED KOLOSH MOHAMED	800,800.00
6/30/2021	165	AIRGO TOURS AND TRAVEL	352,900.00
6/30/2021	2042067318	AISHA JUMWA KATANA	891,850.40
6/30/2021	2042066966	Albatross Aviation Limited	523,584.00
6/30/2021	1216432	ALEX MUIA MUTUKU	606,300.00
6/30/2021	1216201	Alfah, Miruka Ondieki	691,900.00
6/30/2021	2042067321	ALI WARIO	740,335.80
6/30/2021	333913	ALL TYMES TENTS LIMITED	27,003.30
6/30/2021	333930	ALL TYMES TENTS LIMITED	103,012.55
6/30/2021	1216549	ALOIS MUSA LENTOIMAGA	977,900.00
6/30/2021	2042067367	AMINA GEDOW HASSAN	3,168,095.00
6/30/2021	1216511	ANN ADHIAMBO MUSANDU	855,280.00
6/30/2021	2042067326	Anne Wanjiku Kibeh	582,400.00
6/30/2021	2042067334	ANTHONY GITHIAKA KIAI	2,693,600.00
6/30/2021	1216552	ANTHONY TOM OLUOCH	880,110.00
6/30/2021	2042067295	ARALE MR. HASSAN ABDULLAHI	351,600.00
6/30/2021	2042067182	ASHA HUSSEIN MOHAMED	2,372,656.20
6/30/2021	2042067211	BEATRICE KAHAI ADAGALA	873,600.00
6/30/2021	1216454	BEATRICE PAULINE CHERONO KONES	782,320.00
6/30/2021	2042067168	BEN GEORGE ORORI MOMANYI	586,740.00
6/30/2021	2042067315	BEN GEORGE ORORI MOMANYI	3,001,131.00
6/30/2021	2042067220	BENARD KOROS KIPSENGERET	986,869.80
6/30/2021	2042066870	BENJAMIN JOMO WASHIALI	218,400.00
6/30/2021	2042067238	BENJAMIN MAGUT	513,400.00
6/30/2021	1216565	BENSON MAKALI MULU	706,640.00
6/30/2021	2042066868	BENSON MAKALI MULU	145,600.00
6/30/2021	2042067359	BENSON MAKALI MULU	145,600.00
6/30/2021	2042066859	BERNARD MASAKA SHINALI	946,400.00
6/30/2021	1216546	BETTY NAISENYA LOLGISOL	722,900.00
6/30/2021	84	BRIELA TRADING COMPANY	1,086,193.95
6/30/2021	2042067345	BUYA HIRIBAE SAID	1,164,800.00
6/30/2021	1216553	CALEB AMISI LUYAI	880,110.00
6/30/2021	2042067340	CALEB KIPKEMEI KOSITANY	145,600.00
6/30/2021	1216534	CHARITY CHEPKWONY KATHAMBI	504,330.00
6/30/2021	2042066899	CHARLES KAMUREN	390,583.20
6/30/2021	2042067341	CHARLES KANYI NJAGUA	1,747,200.00
6/30/2021	16/01	chincom solutions limited	485,777.60
6/30/2021	1216558	CHRISTINE ODUOR OMBAKA	782,320.00
6/30/2021	2042066871	CHRISTOPHER ASEKA WANGAGA	582,400.00
6/30/2021	5062021	CIALA RESORT KENYA LIMITED	167,068.95
6/30/2021	1216451	CYPRIAN KUBAI IRINGO	782,320.00

6/30/2021	2042067180	DANIEL KITONGA MAANZO	102,242.00
6/30/2021	2042067171	DANIEL MWANIKI MUTUNGA	931,400.00
6/30/2021	2042067241	DANIEL WANYAMA SITATI	282,480.00
6/30/2021	2042067337	DAVID KANGOGO BOWEN	291,200.00
6/30/2021	2042067204	DAVID OLE SANKOK	291,200.00
6/30/2021	1216417	DAVID PKOSING LOSIAKOU	1,130,800.00
6/30/2021	1216482	DENNIS OGECHI MOGARE	773,300.00
6/30/2021	16188048	DT DOBIE	218,364.55
6/30/2021	16189763	DT DOBIE	72,808.10
6/30/2021	91538457	DT DOBIE	43,655.10
6/30/2021	16189763	DT DOBIE	1,277.35
6/30/2021	21380323.2	DT DOBIE	3,830.95
6/30/2021	2042066884	EDWARD OKU KAUNYA	291,200.00
6/30/2021	2042066867	ELIJAH MEMUSI KANCHORY	1,601,600.00
6/30/2021	2042067363	ELISHA OCHIENG ODHIAMBO	291,200.00
6/30/2021	2042067364	EMMANUEL WANGWE	372,855.00
6/30/2021	513	Ergo Car Hire And Leasing Services	306,620.70
6/30/2021	640	Ergo Car Hire And Leasing Services	452,069.05
6/30/2021	20215	ERICUN INTEGRATED SOLUTIONS	347,405.15
6/30/2021	1216430	ERNEST WAWERU NJARAMBA	546,310.00
6/30/2021	2042066904	EVE OBARA AKINYI	2,799,085.80
6/30/2021	2042067247	EVE OBARA AKINYI	880,110.00
6/30/2021	5432	FAIRRATE TYRES AND AUTO MART LIMITE	927,625.85
6/30/2021	1216551	FLORENCE CHEMTAI KOMOLTOCHOK	722,900.00
6/30/2021	1216456	FLORENCE CHEPNGETICH KOSKEY	782,320.00
6/30/2021	1216418	FLORENCE MWIKALI MUTUA	1,130,800.00
6/30/2021	2042067282	FLORENCE WANJA MBUTHI	63,458.00
6/30/2021	3839	FLY HIGH AGENCY LIMITED	3,466,950.00
6/30/2021	2042067360	FRANCIS CHACHU GANYA	218,400.00
6/30/2021	1216406	FREDRICK OWINO OTIENO	2,481,140.00
6/30/2021	2042067209	GABRIEL KOSHAL TONGOYO	800,800.00
6/30/2021	2042066873	GEDI FATUMA ALI	145,600.00
6/30/2021	6778	GENISYS COMPUTER ENGINEERING SYSTEM	1,010,275.85
6/30/2021	2042066832	GEOFFREY MAKOKHA ODANGA	1,092,000.00
6/30/2021	2042067242	GEORGE GAZEMBA JUSA	239,800.00
6/30/2021	2042067243	GEORGE GAZEMBA JUSA	591,360.00
6/30/2021	2042067362	GEORGE KARIUKI MACHARIA	1,310,400.00
6/30/2021	1216560	GEORGE PETER OPONDO KALUMA	782,320.00
6/30/2021	2042067240	GETRUDE CHEBET	120,376.00
6/30/2021	2042067342	GIDEON OCHANDA OGOLLA	873,600.00
6/30/2021	2042067265	GITAU FAITH WAIRIMU	909,860.00
6/30/2021	1216561	GLADWELL J CHERUIYOT	622,710.00
6/30/2021	608275	GLADWELL J CHERUIYOT	880,110.00
6/30/2021	1216532	GLADYS ATIENO WANGA NYASUNA	1,130,800.00
6/30/2021	1216437	GLADYS BOSS SHOLLEI	680,130.00
6/30/2021	4851	GREEN BAY TRAVEL LIMITED	2,973,870.00
6/30/2021	2042067349	GUYO ALI WARIO	291,200.00

6/30/2021	2042066902	HASSAN ODA HULUFO	350,530.60
6/30/2021	1434	INTERMASS TECHNOLOGIES EA LIMITED	765,028.45
6/30/2021	1216453	JACQUELINE ADHIAMBO ODUOL	782,320.00
6/30/2021	2042067194	JAMES GITHUA KAMAU	291,200.00
6/30/2021	1216415	JAMES MATHENGE KEGA KANINI	1,130,800.00
6/30/2021	1216294	JAMES ONYANGO OYOO	880,110.00
6/30/2021	1216419	JAMES OPIYO WANDAYI	1,130,800.00
6/30/2021	2042067219	JAMES OPIYO WANDAYI	254,573.20
6/30/2021	2042067335	JANE WANJIKU NJIRU	1,965,600.00
6/30/2021	2042066865	JANET MARANIA TEIYA	1,383,200.00
6/30/2021	2042067195	JANET NANGABO WANYAMA	582,400.00
6/30/2021	741	JAVAN TOURS AND TRAVEL	982,500.00
6/30/2021	2042067369	JIMCAB SERVICES LIMITED	114,275.15
6/30/2021	2042067323	JIMMY NURU ONDIEKI ANGWENYI	593,472.60
6/30/2021	1216154	JOAN WASIKE	554,600.00
6/30/2021	2042067170	JOASH KIPROTICH NGENO	1,564,640.00
6/30/2021	2042067212	JOHANA NGENO KIPYEGON	436,800.00
6/30/2021	1216259	JOHN MICHAEL MWANGI MUCHIRA	880,100.00
6/30/2021	2042067330	JOHN MUTUNGA KANYUITHIA	1,092,000.00
6/30/2021	1216436	JOHN OLAGO ALUOCH	680,130.00
6/30/2021	2042067320	JOHN SAKWA BUNYASI	614,202.40
6/30/2021	2042066768	JOHNSON MANYA NAICCA	606,698.40
6/30/2021	1216452	JONES MWAGOGO MLOLWA	782,320.00
6/30/2021	1216256	JOSEPH KIRUI LIMO	880,110.00
6/30/2021	2042067216	JOSEPH MAERO OYULA	752,745.00
6/30/2021	1216258	JOSEPH WATHIGO MANJE	880,110.00
6/30/2021	2042067213	JOSHUA CHEPYEGON KANDIE	321,077.40
6/30/2021	2042067235	JOSHUA KERONGO ONDARI	562,320.00
6/30/2021	2042067001	JOSPHAT NGERIA KUYIONI	773,300.00
6/30/2021	62	JOWASHA ENTERPRISES	530,670.00
6/30/2021	2042067339	JOYCE AKAI EMANIKOR	291,200.00
6/30/2021	2042067215	JUDAH METITO KATOO	79,636.20
6/30/2021	2042067361	JUDAH METITO KATOO	218,400.00
6/30/2021	1216541	JULIUS MUSILI MAWATHE	622,710.00
6/30/2021	2042067279	JUSTUS GESITO MUGALI MMBAYA	55,871.30
6/30/2021	764	KAMJOE PRINTERS AND STATIONERS	657,662.05
6/30/2021	1216416	KAREKE MBIUKI	1,130,800.00
6/30/2021	2042066875	KATHURI MURUNGI	436,800.00
6/30/2021	2042066824	KAWIRA MWANGAZA	218,400.00
6/30/2021	61647	KEMSA	3,102,804.85
6/30/2021	111	KENVIC AGENCIES	1,672,104.85
6/30/2021	10048505	KENYA AIRWAYS PLC	722,750.00
6/30/2021	10048509	KENYA AIRWAYS PLC	647,050.00
6/30/2021	10049252	KENYA AIRWAYS PLC	660,110.00
6/30/2021	10049254	KENYA AIRWAYS PLC	626,230.00
6/30/2021	10048285	KENYA AIRWAYS PLC	29,555.00
6/30/2021	516	KIANWE INVESTMENTS LIMITED	2,130,748.45

6/30/2021	1216200	Kitayama, Marwa Kemero Maisori	691,900.00
6/30/2021	1216450	KOREI OLE LEMEIN	782,320.00
6/30/2021	1216557	KYULE MULI FABIAN	782,320.00
6/30/2021	1289/01	Lake Naivasha Resort Limited	500,224.15
6/30/2021	1290/01	Lake Naivasha Resort Limited	61,422.40
6/30/2021	2042066791	LEONARD ONSEMBE ONGEGU	822,780.00
6/30/2021	2042066935	LETRUM AGENCY	119,700.00
6/30/2021	215	Letrum Agency	225,720.00
6/30/2021	2042065532	LETRUM AGENCY	891,480.00
6/30/2021	121646	LILY CHEROTICH	2,957,100.00
6/30/2021	51	LITTLE STONE ENTERPRISES	1,132,137.95
6/30/2021	202120	lucKy fountain enterprises	1,004,625.00
6/30/2021	2042067244	LUCY GAKII KIMATHI	844,900.00
6/30/2021	2042067169	MAJIMBO KALASINGA SIMUYU	776,820.00
6/30/2021	186	MANJA BUSINESS SYSTEMS	2,690,793.10
6/30/2021	27	MARCELO SUPPLIES	628,965.50
6/30/2021	2042067202	MARTIN PETERS OWINO	364,000.00
6/30/2021	2042066882	MATHIAS NYAMABE ROBI	946,400.00
6/30/2021	1216278	MBITHUKA NIMROD MBAI	706,640.00
6/30/2021	2042067352	MBITHUKA NIMROD MBAI	582,400.00
6/30/2021	61775574	MFI DOCUMENT SOLUTIONS LIMITED	454,419.70
6/30/2021	502	MIMAR GIFTS,PRINTERS AND STATIONERY	2,609,027.60
6/30/2021	1216540	MOHAMED ALI MOHAMED	622,710.00
6/30/2021	2042066997	MOSES KIPKEMBOI CHEBOI	459,800.00
6/30/2021	2042067250	MOSES KIPKEMBOI CHEBOI	385,049.00
6/30/2021	2042066883	MOSES LESSONET	509,600.00
6/30/2021	2042067024	MUHIYADIN BARE ABDI	160,630.00
6/30/2021	1216197	MUNYAKA HON.VICTOR .K.	691,900.00
6/30/2021	2042066866	MURWITHANIA MUGAMBI RINDIKIRI	1,674,400.00
6/30/2021	2042067276	MUTEGA MR. JOHN JOMO NJORGE	376,160.00
6/30/2021	1216199	Mwangaza, Kawira	691,900.00
6/30/2021	1216198	Mwangi, Jonah Mburu	691,900.00
6/30/2021	292	NARSE ENTERPRISES	99,062.05
6/30/2021	2042067324	NASRI. SAHAL. IBRAHIM.	218,400.00
6/30/2021	2042066872	NASSIR HON. ABDULLSWAMAD S.	291,200.00
6/30/2021	1216149	NASTEHA HUSSEIN ALI	554,600.00
6/30/2021	1000245846	NATION MEDIA GROUP LIMITED	238,442.80
6/30/2021	1000195529	NATION MEDIA GROUP LIMITED	654,460.25
6/30/2021	1000242535	NATION MEDIA GROUP LIMITED	238,442.80
6/30/2021	1000242536	NATION MEDIA GROUP LIMITED	1,822,860.00
6/30/2021	3146	NATION MEDIA GROUP LIMITED	283,860.00
6/30/2021	3459	NATION MEDIA GROUP LIMITED	238,442.80
6/30/2021	1000240716	NATION MEDIA GROUP LTD	270,257.65
6/30/2021	21237373.2	NATION MEDIA GROUP LTD	4,741.35
6/30/2021	2042066250	NATIONAL ASSEMBLY STANDING IMPREST	1,477,315.00
6/30/2021	2042067059	NATIONAL ASSEMBLY STANDING IMPREST	381,570.00
6/30/2021	2042067019	NDUNGULI MUTUKU ATHANUS	82,362.50

6/30/2021	2042067166	NICODEMUS KANYENYA MALUKI	154,700.00
6/30/2021	1216531	NJAGU MS. DOROTHY W.	889,900.00
6/30/2021	1216435	OMAR MWINYI SHIMBWA	680,130.00
6/30/2021	2042067198	OMAR MWINYI SHIMBWA	364,000.00
6/30/2021	1216400	OMBAKI EZEKIEL MACHOGU	1,130,800.00
6/30/2021	2042066107	OTIENO MR. FRDRICK OWINO	757,203.00
6/30/2021	2042067178	OWEN YAA BAYA	402,402.00
6/30/2021	2042066497	PARLIAMENTARIANS SAVINGS AND CREDIT	200,000.00
6/30/2021	2042067183	PARLIAMENTARIANS SAVINGS AND CREDIT	2,200,000.00
6/30/2021	2042067322	PARLIAMENTARIANS SAVINGS AND CREDIT	300,000.00
6/30/2021	2042067050	PARLIAMENTARY CATERING FUND	62,880.00
6/30/2021	2042067054	PARLIAMENTARY CATERING FUND	110,890.00
6/30/2021	2042067053	PARLIAMENTARY CATERING FUND	313,000.00
6/30/2021	2042067185	PARLIAMENTARY CATERING FUND	98,505.00
6/30/2021	2042067186	PARLIAMENTARY CATERING FUND	296,925.00
6/30/2021	2042067045	PARLIAMENTARY CATERING FUND	79,580.00
6/30/2021	2042067048	PARLIAMENTARY CATERING FUND	62,930.00
6/30/2021	135	PATSO ENTERPRISES LIMITED	368,534.50
6/30/2021	4501	Paxton Ventures Limited	218,172.40
6/30/2021	2042066251	PAYMASTER GENERAL	633,134.00
6/30/2021	20062021	Pearl Beach Hotels Limited	841,241.40
6/30/2021	1216559	PERIS PESEI TOBIKO	782,320.00
6/30/2021	1216277	PETER FRANCIS MASARA	706,640.00
6/30/2021	361	PETINA AGENCIES	1,531,629.30
6/30/2021	2042066777	PETTER MAINAH WANJIKU	1,195,040.00
6/30/2021	2042067344	PHIKES CHROME COMPANY LIMITED	1,719,827.60
6/30/2021	1216481	PHILIP PARIKEN LEKARKAR	993,300.00
6/30/2021	30491	PILLAR AUDIO VISUAL SERVICES	50,415.50
6/30/2021	2021001010	PREMIER SAFARIS	359,480.00
6/30/2021	61474	PRIDEINN PARADISE BEACH RESORT	928,706.90
6/30/2021	3615	PRIMATE TOURS	673,740.00
6/30/2021	2042066903	QALICHA GUFU WARIO	792,610.00
6/30/2021	147650	RED COURT HOTEL	1,628,431.05
6/30/2021	147833	RED COURT HOTEL	1,198,474.15
6/30/2021	147848	RED COURT HOTEL	3,528,300.00
6/30/2021	1216455	REHEMA DIDA JALDESA	782,320.00
6/30/2021	1216401	RICHARD MAORE MAOKA	1,130,800.00
6/30/2021	2042067217	ROBERT GICHUMU GITHINJI	208,236.00
6/30/2021	2042066869	ROBERT MBUI	218,400.00
6/30/2021	1216536	RONALD WALALA MAKOKHA	1,012,500.00
6/30/2021	1216485	ROSELYNE NDEGI NECHENJE	917,000.00
6/30/2021	2042066889	ROZAAH AKINYI BUYU	218,400.00
6/30/2021	2042067283	SALAT ABDI ALI	95,600.00
6/30/2021	2042066877	SAMSON NYORO NDINDI	800,800.00
6/30/2021	2042067206	SAMUEL ARAMA	582,400.00
6/30/2021	2042066844	SAMUEL KALAMA	615,306.00
6/30/2021	153167	SAROVA WHITESANDS BEACH RESORT AND	776,870.70

6/30/2021	153840	SAROVA WHITESANDS BEACH RESORT AND	2,001,879.30
6/30/2021	153168	SAROVA WHITESANDS BEACH RESORT AND	1,045,655.15
6/30/2021	153823	SAROVA WHITESANDS BEACH RESORT AND	1,090,450.30
6/30/2021	153832	SAROVA WHITESANDS BEACH RESORT AND	1,457,627.60
6/30/2021	1593454	SERENA HOTEL	295,122.40
6/30/2021	2042067343	SHADRACK JOHN MOSE	364,000.00
6/30/2021	1216433	SHAKEEL SHABIR AHMED	680,130.00
6/30/2021	1216484	SHEILA JEPKORIR CHEBOTIBIN	917,000.00
6/30/2021	2042066885	SHURIE ABDI OMAR	655,200.00
6/30/2021	2042067237	STANLEY CHERUIYOT LAGAT	32,000.00
6/30/2021	2042067325	STANLEY MUIRURI MUTHAMA	218,400.00
6/30/2021	1216135	STEPHEN SENAGI OMUNZI	554,600.00
6/30/2021	2042066876	SWARUP RANJAN MISHRA	145,600.00
6/30/2021	2042067301	TERRYLAND GENERAL SUPPLY	2,168,948.30
6/30/2021	80095205	THE STANDARD GROUP LIMITED	283,860.00
6/30/2021	7686	THE STAR PUBLICATIONS LIMITED	166,440.00
6/30/2021	2042066124	THOMAS OGWEL	443,400.00
6/30/2021	2042066862	TIMOTHY WANYONYI WETANGULA	509,600.00
6/30/2021	1216556	TOM JOSEPH FRANCIS KAJWANG	880,110.00
6/30/2021	2042067192	TOM MBOYA ODEGE	291,200.00
6/30/2021	368	Topha traders	2,926,655.15
6/30/2021	91540540	TOYOTA KENYA LTD	78,929.30
6/30/2021	21369133.2	TOYOTA KENYA LTD	1,384.70
6/30/2021	21375666.2	TOYOTA KENYA LTD	765.90
6/30/2021	148	TRENCHMAX SOLUTIONS	4,145,098.95
6/30/2021	49266420	TRIBE HOTEL LIMITED	1,789,800.00
6/30/2021	2042067280	VICTOR WEKE IMBO	822,610.00
6/30/2021	2042067281	VICTOR WEKE IMBO	425,737.00
6/30/2021	1216434	VINCENT KEMOSI MOGAKA	680,130.00
6/30/2021	1216257	VINCENT MUSYOKA MUSAU	880,110.00
6/30/2021	2042067249	VINCENT TUWEI KIPKURUI	456,149.40
6/30/2021	212	VISION HOPE AGENCIES	102,006.40
6/30/2021	64	VISIONLINK AGENCIES	87,760.35
6/30/2021	1216136	VITALIS ODERA AUGO	554,600.00
6/30/2021	2042067181	WEHLIYE ADAN KEYNAN	1,214,803.80
6/30/2021	2042067167	WILLIAM KIPKEMOI KISANG	691,900.00
6/30/2021	2042067329	WILLIAM KIPKEMOI KISANG	291,200.00
6/30/2021	1216483	WILSON KIPNGETICH KOGO	977,900.00
6/30/2021	1216539	YUSSUF MUCHEKE HALIMA	706,640.00
6/30/2021	105	ZAHIR INTERNATINAL COMPANY	2,449,427.60
6/30/2021	2042067366	ZULEIKHA HASSAN JUMA	377,638.80
6/30/2021	2042067347	ZULEIKHA HASSAN JUMA	582,400.00
6/30/2021	1216501	WINNIE CHEROTICH KULEI	996,000.00
6/30/2021	30062021	WITHHOLDING VAT COLLECTION ACCOUNT	473.75
6/30/2021	30062022	WITHHOLDING VAT COLLECTION ACCOUNT	884.50
6/30/2021	30062023	WITHHOLDING VAT COLLECTION ACCOUNT	1,077.60
6/30/2021	30062024	WITHHOLDING VAT COLLECTION ACCOUNT	1,539.65

6/30/2021	30062025	WITHHOLDING VAT COLLECTION ACCOUNT	1,737.95
6/30/2021	30062026	WITHHOLDING VAT COLLECTION ACCOUNT	1,789.60
6/30/2021	30062027	WITHHOLDING VAT COLLECTION ACCOUNT	1,807.25
6/30/2021	30062028	WITHHOLDING VAT COLLECTION ACCOUNT	2,004.85
6/30/2021	30062029	WITHHOLDING VAT COLLECTION ACCOUNT	2,100.00
6/30/2021	30062030	WITHHOLDING VAT COLLECTION ACCOUNT	2,920.00
6/30/2021	30062031	WITHHOLDING VAT COLLECTION ACCOUNT	2,931.05
6/30/2021	30062032	WITHHOLDING VAT COLLECTION ACCOUNT	3,827.60
6/30/2021	30062033	WITHHOLDING VAT COLLECTION ACCOUNT	3,960.00
6/30/2021	30062034	WITHHOLDING VAT COLLECTION ACCOUNT	4,183.20
6/30/2021	30062035	WITHHOLDING VAT COLLECTION ACCOUNT	4,183.20
6/30/2021	30062037	WITHHOLDING VAT COLLECTION ACCOUNT	4,980.00
6/30/2021	30062038	WITHHOLDING VAT COLLECTION ACCOUNT	4,980.00
6/30/2021	30062039	WITHHOLDING VAT COLLECTION ACCOUNT	5,177.60
6/30/2021	30062040	WITHHOLDING VAT COLLECTION ACCOUNT	5,379.30
6/30/2021	30062041	WITHHOLDING VAT COLLECTION ACCOUNT	6,094.85
6/30/2021	30062042	WITHHOLDING VAT COLLECTION ACCOUNT	6,465.50
6/30/2021	30062043	WITHHOLDING VAT COLLECTION ACCOUNT	7,931.05
6/30/2021	30062044	WITHHOLDING VAT COLLECTION ACCOUNT	7,972.25
6/30/2021	30062045	WITHHOLDING VAT COLLECTION ACCOUNT	8,522.40
6/30/2021	30062046	WITHHOLDING VAT COLLECTION ACCOUNT	8,775.85
6/30/2021	30062047	WITHHOLDING VAT COLLECTION ACCOUNT	9,310.00
6/30/2021	30062048	WITHHOLDING VAT COLLECTION ACCOUNT	11,034.50
6/30/2021	30062049	WITHHOLDING VAT COLLECTION ACCOUNT	11,481.75
6/30/2021	30062050	WITHHOLDING VAT COLLECTION ACCOUNT	11,537.95
6/30/2021	30062051	WITHHOLDING VAT COLLECTION ACCOUNT	11,820.00
6/30/2021	30062052	WITHHOLDING VAT COLLECTION ACCOUNT	13,421.55
6/30/2021	30062053	WITHHOLDING VAT COLLECTION ACCOUNT	13,629.30
6/30/2021	30062054	WITHHOLDING VAT COLLECTION ACCOUNT	14,758.60
6/30/2021	30062055	WITHHOLDING VAT COLLECTION ACCOUNT	15,640.00
6/30/2021	30062056	WITHHOLDING VAT COLLECTION ACCOUNT	16,274.15
6/30/2021	30062057	WITHHOLDING VAT COLLECTION ACCOUNT	16,293.10
6/30/2021	30062058	WITHHOLDING VAT COLLECTION ACCOUNT	17,625.00
6/30/2021	30062059	WITHHOLDING VAT COLLECTION ACCOUNT	17,724.15
6/30/2021	30062060	WITHHOLDING VAT COLLECTION ACCOUNT	18,344.85
6/30/2021	30062061	WITHHOLDING VAT COLLECTION ACCOUNT	19,056.05
6/30/2021	30062062	WITHHOLDING VAT COLLECTION ACCOUNT	19,130.70
6/30/2021	30062063	WITHHOLDING VAT COLLECTION ACCOUNT	19,862.05
6/30/2021	30062064	WITHHOLDING VAT COLLECTION ACCOUNT	21,025.85
6/30/2021	30062065	WITHHOLDING VAT COLLECTION ACCOUNT	25,572.40
6/30/2021	30062066	WITHHOLDING VAT COLLECTION ACCOUNT	26,870.70
6/30/2021	30062067	WITHHOLDING VAT COLLECTION ACCOUNT	28,063.80
6/30/2021	30062068	WITHHOLDING VAT COLLECTION ACCOUNT	28,568.95
6/30/2021	30062069	WITHHOLDING VAT COLLECTION ACCOUNT	29,335.15
6/30/2021	30062070	WITHHOLDING VAT COLLECTION ACCOUNT	30,172.40
6/30/2021	30062071	WITHHOLDING VAT COLLECTION ACCOUNT	31,400.00
6/30/2021	30062072	WITHHOLDING VAT COLLECTION ACCOUNT	31,980.00

6/30/2021	30062073	WITHHOLDING VAT COLLECTION ACCOUNT	35,120.70
6/30/2021	30062074	WITHHOLDING VAT COLLECTION ACCOUNT	37,381.55
6/30/2021	30062075	WITHHOLDING VAT COLLECTION ACCOUNT	38,051.70
6/30/2021	30062076	WITHHOLDING VAT COLLECTION ACCOUNT	42,972.40
6/30/2021	30062077	WITHHOLDING VAT COLLECTION ACCOUNT	45,772.40
6/30/2021	30062078	WITHHOLDING VAT COLLECTION ACCOUNT	47,206.90
6/30/2021	30062079	WITHHOLDING VAT COLLECTION ACCOUNT	51,344.85
6/30/2021	30062080	WITHHOLDING VAT COLLECTION ACCOUNT	54,435.15
6/30/2021	30062081	WITHHOLDING VAT COLLECTION ACCOUNT	61,900.00
6/30/2021	30062082	WITHHOLDING VAT COLLECTION ACCOUNT	72,721.05
6/30/2021	2042067021	INCOME TAX P.A.Y.E ACCOUNT	27,454.15
6/30/2021	2042067026	INCOME TAX P.A.Y.E ACCOUNT	54,770.00
A211827894	60066222	JOHN YEGON	16,800.00
A211829555	60066212	MOHAMED NUR BORU	137,600.00
A211820153	60066223	KENNEDY MULANDI MALINDA	179,080.00
A211827891	60066218	DOREEN NKATHA KARANI	823,590.00
A211826499	60066230	RAHAB RELIN CHEPKILIM	29,400.00
A211824326	60066220	JULIUS OMWANDO ONSOMU	60,900.00
A211821062	60066211	FLORENCE CHEMTAI KOMOLTOCHOK	82,200.00
A211823366	60066224	ABUBAKAR MOHAMED MSUWO	82,200.00
A211827718	60066221	DAVID OINGORO NYANG'ACHA	99,000.00
A211827574	60066225	THOMAS MANGONGO ASUNA	161,700.00
A211820713	60066219	ESTHER KIRINGA NGECHU	400,000.00
A211828179	60066235	PARLIAMENTARIANS SAVINGS AND CREDIT	420,000.00
A211828540	60066214	ZULEIKHA HASSAN JUMA	527,010.00
A211829558	60066213	SUSAN CHEROTICH MARITIM	759,200.00
A211821513	60066236	JUSTUS GESITO MUGALI MMBAYA	977,900.00
A211828348	60066231	ANTONY MWANGI NGUGI	1,359,225.00
A211829993	60066252	CHRISTOPHER ASEKA WANGAGA	1,439,624.00
A211822627	60066227	GRACE WAHU KARANJA	3,678,320.00
A211820268	60066250	PERPETUAL WAMBUI MUIGA	4,144,900.00
A211825062	60066210	JENNIFER MUTIO NDETO	115,800.00
A211822140	60066229	AMANI MWANASITI NIMUNYONJE	250,000.00
A211825273	60066226	DICKSON MAGETO ORINA	84,000.00
A211820073	60066215	LUCY GAKII KIMATHI	99,000.00
A211824515	60066228	BELINDA ANNE OGOLLA	99,000.00
A211828348	60066217	BONIFACE KHAMASI MUSHILA	450,000.00
A211820211	60066216	PRIMATE TOURS	4,110,810.00
			238,464,681.60

Bank of Kenya
P.O. Box 10000
Nairobi
Telephone: 254 20 271 2000

July 5, 2021

CERTIFICATE OF BALANCES

Customer: 125636 – NATIONAL ASSEMBLY

Balance Date: 30 JUN 2021

Account No	Account Name	Balance
1000245441	REC-THE NATIONAL ASSEMBLY	26,023,820.65

LAWRENCE RWERIA
AUTHORISED SIGNATORY
BANKING SERVICES


JOYCE NASIEKU
AUTHORISED SIGNATORY
BANKING SERVICES



CO-OPERATIVE BANK

The Co-operative Bank of Kenya Limited
Parliament Road Branch
P.O.Box 5772-00200 Nairobi
Tel: 2210657, 2228605
Mobile: 0722 202977, 0734 600702
Fax: 2251838
Nairobi
Email: parliamentrd@co-opbank.co.ke

2nd July, 2021

Parliamentary Service Commission,
Parliament buildings,
P.O Box 41842-00100,
Nairobi, Kenya

Dear Sir,

CERTIFICATE OF BANK BALANCES

We acknowledge receipt of your letter dated 28th June 2021 and hereby confirm the balances as follows;

A. Current Accounts;

ACCOUNT NAME	ACCOUNT NUMBER	BALANCE AS AT 30 th JUNE 2021 (Kes)
National Assembly Car Loan	01136200244800	121,686,952.57 cr
National Assembly Car Loan	01136200244801	28,032,207.45 cr
Parliamentary Mortgage S F	01136007420000	427,841,615.74 cr
Parliamentary Mortgage S F	01136007420001	302,667,881.95 cr
National Assembly Standing Imprest	01141201980200	29,576,745.54 cr
National Assembly Standing Imprest(Collateral a/c)	01246201980200	35,686,550.00 cr

B. Fixed Deposit Accounts

Parliamentary Mortgage S.Fund	01132007420019	1,000,000,000.00cr
Parliamentary Mortgage S.Fund	01132007420020	321,465,633.70cr
National Assembly Car Loan	01132200244812	550,000,000.00cr
National Assembly Car Loan	01132200244813	535,776,056.30cr

Yours Faithfully,

[Handwritten Signature]

Allan Kioko
BRANCH MANAGER

Directors: John Murugu (Chairman), Dr. Gideon Muriuki (Group Managing Director & CEO), M. Malenza (Vice Chairman), J. Sitiner, B. Simiyu, P. Githendu, W. Ongoro, R. Kimanthi, W. Mwambia, W. Welton (Mrs), M. Karangatha (Mrs) | Karissa C. Mburu

THE NATIONAL ASSEMBLY
Annual Reports and Financial Statements
For the year ended 30, June 2021.

ANNEXTURES

ANNEX 1 – ACCOUNTS RECEIVABLES

OUTSTANDING IMPREST REGISTER

23-SEP-21 12:06 PM

FROM DATE:01-JUL-2020	TO DATE:30-JUN-2021	For: <u>National Assembly</u>	
/NO	Particulars	Desgination	Amount
20080102	SHAKEEL SHABIR AHMED	N.A.	680,130.00
20080117	RICHARD MOMOIMA ONYONKA	N.A.	880,110.00
20130018281	SAFIA SHEIKH ADAN	N.A.	706,200.00
20170040	BUYA HIRIBAE SAID	N.A.	1,130,800.00
20170046	PATRICK KIMANI WAINAINA	N.A.	977,900.00
20170087	PETER FRANCIS MASARA	N.A.	706,640.00
20170091	DAVID MWALIKA MBONI	N.A.	1,004,570.00
20170157	FRED ODHIAMBO OUDA	N.A.	977,900.00
800304	RABECA SYOKAU MUTUKU MUNYAO	N.A.	20,000.00
86063492	JANE CHELAGAT SEREM	N.A.	67,200.00
97004590	DAVID OINGORO NYANG'ACHA	N.A.	99,000.00
99003564	NDILAI RESIAN	N.A.	803,300.00
99003608	ROSELYNE NDEGI NECHENJE	N.A.	204,100.00
99004413	ZAHRA JELLE AHMED	N.A.	612,140.00
Total			8,869,990.00

SALARY ADVANCES AS AT 30/6/2021

	Balance
1 Richard maoka maore	
2 William Kassait	450,000.00
3 Godfrey Osotsi	166,666.80
4 Vincent Tuwei	83,333.10
5 Justus Gesito	1,213,131.20
6 Alex Mutuku Muia	100,000.00
	165,000.00
	2,178,131.10

THE NATIONAL ASSEMBLY
Annual Report and Financial Statements
For the year ended 30, June 2021.

ANNEX 2 - ACCOUNT PAYABLES

ACCOUNT PAYABLES- R/D CHEQUES		
	NAME	AMOUNT
1	Cecilia Nasieku Joseph	695,018
2	Kenya Literature Bureau	837,900
3	Amos Kimunya	509,600
4	Janet Marania Teiyaa	2,111,200
5	George Kariuki Macharia	686,147
7	Credit Bank Limited	168,161
8	Credit Bank Limited	168,161
9	Credit Bank Limited	168,161
	TOTALS	5,344,348

THE NATIONAL ASSEMBLY
Annual Reports and Financial Statements
For the year ended 30, June 2021.

ANNEX 2 – ANALYSIS OF PENDING ACCOUNT PAYABLES

APPENDIX 1: PENDING BILLS REPORTING

Summary Table: 1 Analysis of Pending bills

Financial Year	FY 2020/2021		Prior Years		Total	Remarks
	Rec	Dev	Rec	Dev		
1 Bills Verified and Payable	6,050,083.35		0.00			
2 Bills Under Verification	12,801,568.10		3,474,680.00		9,524,763.35	
3 Bills Under the DCI/EACC	0.00		57,682,269.70		70,483,837.80	
4 Contested/Courts Award	0.00		0.00		0.00	
5 Ineligible Bills	0.00		0.00		0.00	
TOTAL PENDING BILLS	18,851,651.45		91,156,949.70		9,008,601.15	

Summary Table: 2: Settlement of Verified and Payable Pending bills

Category	Amount (Kshs.)		Total
	Rec	Dev	
A Bills Verified and Payable (from table 1 above)	9,524,763.35	0.00	9,524,763.35
B Amount Paid		0.00	0.00
C Outstanding Balance (A-B)	9,524,763.35	0.00	9,524,763.35

Summary Table 3: Detailed Schedule of Pending Bills

S/No.	Date	Supplier/ Contractor	Invoice No.	Nature of Goods/ Services	Amount (Kshs.)		Outstanding Amount (Kshs.)
					Amount Paid	Amount (Kshs.)	
1	26.11.2020	Reliance Hotels Limited	98458	Accommodation & Conferences	171,000.00	0.00	171,000.00
2	04.10.2020	Lake Naivasha Resort	1367	Accommodation & Conferences	94,500.00	0.00	94,500.00
3	28.06.2021	Fast Choice Limited	32355	Goods & Services	966,000.00	0.00	966,000.00
4	27.05.2021	Mfi Document Solution Limited	KEGEA-IN-6183967	Goods & Services	732,284.75	0.00	732,284.75
5	01.04.2021	Nation Media Group Limited	1000246669	Goods & Services	288,840.00	0.00	288,840.00
6	11.03.2021	Nation Media Group Limited	1000242241	Goods & Services	242,626.00	0.00	242,626.00
7	13.03.2021	Nation Media Group Limited	1000242423	Goods & Services	242,626.00	0.00	242,626.00
8	16.12.2020	Nation Media Group Limited	1000228291	Goods & Services	498,180.00	0.00	498,180.00
9	17.12.2020	Nation Media Group Limited	1000228487	Goods & Services	498,180.00	0.00	498,180.00
10	29.06.2021	Nayram Supplies	1002	Goods & Services	438,750.00	0.00	438,750.00
11	01.04.2021	The Standard Group Limited	80094081	Goods & Services	288,840.00	0.00	288,840.00
12	26.05.2021	The Standard Group Limited	80095904	Goods & Services	242,625.60	0.00	242,625.60
13	11.03.2021	The Star Publications Limited	DSAJ/2021/07615	Goods & Services	169,360.00	0.00	169,360.00
14	11.03.2021	The Star Publications Limited	DSAJ/2020/06773	Goods & Services	332,880.00	0.00	332,880.00
15	14.06.2021	Toyota Kenya Limited	91555820	Goods & Services	346,711.00	0.00	346,711.00
16	11.06.2021	Toyota Kenya Limited	91554963	Goods & Services	109,916.00	0.00	109,916.00
17	26.05.2021	Toyota Kenya Limited	91547927	Goods & Services	153,998.00	0.00	153,998.00
18	29.06.2021	Toyota Kenya Limited	91562161	Goods & Services	498,266.00	0.00	498,266.00
19	15.06.2021	Commcarrier Satellite Services Limited	PO63	Goods & Services	352,270.40	0.00	352,270.40
20	19.04.2021	Dt Dobie And Company Limited	16190157	Goods & Services	998,206.00	0.00	998,206.00
21	25.06.2021	Earth Line Ventures	570	Goods & Services	300,000.00	0.00	300,000.00
22	18.06.2021	Foxmap Group Limited	PO65	Goods & Services	213,250.00	0.00	213,250.00
23	15.06.2021	Lucid Designs And Supplies	PO60	Goods & Services	1,040,000.00	0.00	1,040,000.00
24	29.05.2021	Mfi Document Solution Limited		Goods & Services	3,959,200.00	0.00	3,959,200.00
25	31.05.2020	Nairobi Sports House Limited	0	Goods & Services	132,505.20	0.00	132,505.20

S/No.	Date	Supplier/ Contractor	Invoice No.	Nature of Goods/Services	Amount (Kshs.)	Amount Paid (Kshs.)	Outstanding Amount (Kshs.)
26	18.06.2021	Nastac Ventures	PO64	Goods & Services	559,000.00	0.00	559,000.00
27	11.03.2021	Nation Media Group Limited		0 Goods & Services	242,626.00	0.00	242,626.00
28	18.06.2021	Oceantech Solutions Limited	PO65	Goods & Services	78,300.00	0.00	78,300.00
29	11.05.2021	The Copy Cat Limited	PO51	Goods & Services	1,688,788.50	0.00	1,688,788.50
30	10.06.2021	Toyota Kenya Limited	91554523	Goods & Services	68,886.00	0.00	68,886.00
31	21.12.2020	Toyota Kenya Limited	0	Goods & Services	160,988.00	0.00	160,988.00
32	17.05.2021	Toyota Kenya Limited	0	Goods & Services	413,892.00	0.00	413,892.00
33	29.06.2021	Toyota Kenya Limited	91562495	Goods & Services	433,941.00	0.00	433,941.00
34	30.06.2021	Toyota Kenya Limited	91563230	Goods & Services	49,284.00	0.00	49,284.00
35	23.06.2021	Toyota Kenya Limited	0	Goods & Services	15,101.00	0.00	15,101.00
36	23.06.2021	Toyota Kenya Limited	0	Goods & Services	381,080.00	0.00	381,080.00
37	15.06.2021	Upstream Steers Enterprises	PO61	Goods & Services	1,448,750.00	0.00	1,448,750.00
Prior Years							
FY 2019-2020							
S/No.	Date	Supplier/ Contractor	Invoice No.	Nature of Goods/Services	Amount (Kshs.)	Amount Paid (Kshs.)	Outstanding Amount (Kshs.)
1	19.11.2019	Digital Marine Ship Chandlers Ltd	422015	Air Tickets & Car Hire	301,000.00	0.00	301,000.00
2	22.08.2019	Primate Tours Limited	2673	Air Tickets & Car Hire	23,000.00	0.00	23,000.00
3	18.11.2019	Pearl Beach Hotel/Englishpoint Marina	2019119B	Accommodation & Conferences	411,500.00	0.00	411,500.00
4	01.12.2019	Pearl Beach Hotel/Englishpoint Marina	20191201	Accommodation & Conferences	1,096,300.00	0.00	1,096,300.00
5	30.07.2019	Intercontinental Nairobi	626634	Accommodation & Conferences	114,850.00	0.00	114,850.00
6	03.10.2019	Pearl Beach Hotel/Englishpoint Marina	1003	Accommodation & Conferences	280,000.00	0.00	280,000.00
7	06.10.2019	Pearl Beach Hotel/Englishpoint Marina	1007	Accommodation & Conferences	1,030,000.00	0.00	1,030,000.00
8	04.11.2019	Pearl Beach Hotel/Englishpoint Marina	1105	Accommodation & Conferences	1,143,000.00	0.00	1,143,000.00
9	01.09.2019	Prideinn Paradise	42767	Accommodation & Conferences	898,080.00	0.00	898,080.00
10	31.08.2019	Sarova Lion Hill	0	Accommodation & Conferences	861,000.00	0.00	861,000.00
11	04.11.2019	Kayamba Africa Limited	11/002	Accommodation & Conferences	174,000.00	0.00	174,000.00
12	24.06.2020	The Star Publications Limited	6773	Goods & Services	332,880.00	0.00	332,880.00
13	26.06.2020	Kemsa	61646	Goods & Services	38,000.00	0.00	38,000.00
FY 2018-2019							
S/No.	Date	Supplier/ Contractor	Invoice No.	Nature of Goods/Services	Amount (Kshs.)	Amount Paid (Kshs.)	Outstanding Amount (Kshs.)
1	06.05.2019	Primate Tours Limited	2395	Air Tickets & Car Hire	384,000.00	0.00	384,000.00
2	30.07.2018	Sunravs Rent A Car	471	Air Tickets & Car Hire	96,000.00	0.00	96,000.00
3	28.06.2019	Digital Marine Ship Chandlers Ltd	42017	Air Tickets & Car Hire	558,000.00	0.00	558,000.00
4	27.02.2019	Acacia Premier	29451	Accommodation & Conferences	888,580.00	0.00	888,580.00
5	27.02.2019	Acacia Premier	29450	Accommodation & Conferences	1,343,850.00	0.00	1,343,850.00
6	27.02.2019	Acacia Premier	34611	Accommodation & Conferences	522,500.00	0.00	522,500.00
7	11.05.2019	Pearl Beach Hotel/Englishpoint Marina	9012	Accommodation & Conferences	240,000.00	0.00	240,000.00
8	09.06.2019	Pearl Beach Hotel/Englishpoint Marina	608	Accommodation & Conferences	900,000.00	0.00	900,000.00
9	02.04.2019	Prideinn Paradise	35662	Accommodation & Conferences	666,000.00	0.00	666,000.00
10	11.03.2019	The Grand Royal Swiss Hotel	680	Accommodation & Conferences	252,000.00	0.00	252,000.00
11	11.10.2018	Kamiti Prisons Industries	80	Accommodation & Conferences	980,000.00	0.00	980,000.00
12	03.10.2018	Morrisson Printing (K) Limited	1	Goods & Services	472,000.00	0.00	472,000.00
Historical Bills							
S/No.	Date	Supplier/ Contractor	Invoice No.	Nature of Goods/Services	Amount (Kshs.)	Amount Paid (Kshs.)	Outstanding Amount (Kshs.)
1	17.12.2015	African Touch Tours Limited	115120592	Air Tickets & Car Hire	530,230.00	0.00	530,230.00
2	24.08.2016	Ideal Tours	2015039	Air Tickets & Car Hire	1,585,000.00	0.00	1,585,000.00
3	30.03.2016	Ideal Tours	2016010	Air Tickets & Car Hire	448,000.00	0.00	448,000.00

S/No.	Date	Supplier/ Contractor	Invoice No.	Nature of Goods/ Services	Amount (Kshs.)	Amount Paid (Kshs.)	Outstanding Amount (Kshs.)
4	05.04.2016	Ideal Tours	TIN16040010	Air Tickets & Car Hire	562,380.00	0.00	562,380.00
5	21.04.2016	Ideal Tours	2015013	Air Tickets & Car Hire	448,000.00	0.00	448,000.00
6	30.04.2016	Ideal Tours	TIN16040043	Air Tickets & Car Hire	605,270.00	0.00	605,270.00
7	03.04.2016	Ideal Tours	TIN16040046	Air Tickets & Car Hire	680,955.00	0.00	680,955.00
8	25.05.2016	Ideal Tours	2016029	Air Tickets & Car Hire	345,000.00	0.00	345,000.00
9	27.06.2016	Ideal Tours	TIN16060023	Air Tickets & Car Hire	11,134,025.00	0.00	11,134,025.00
10	11.03.2016	Ideal Tours	TIN16060034	Air Tickets & Car Hire	183,026.00	0.00	183,026.00
11	23.08.2016	Mara Ways Tours	5098	Air Tickets & Car Hire	192,000.00	0.00	192,000.00
12	16.09.2016	Mara Ways Tours	5162	Air Tickets & Car Hire	320,000.00	0.00	320,000.00
13	30.09.2016	Mara Ways Tours	5182	Air Tickets & Car Hire	320,000.00	0.00	320,000.00
14	10.10.2016	Mara Ways Tours	5199	Air Tickets & Car Hire	256,000.00	0.00	256,000.00
15	07.11.2016	Mara Ways Tours	5220	Air Tickets & Car Hire	228,000.00	0.00	228,000.00
16	08.11.2016	Mara Ways Tours	5221	Air Tickets & Car Hire	190,000.00	0.00	190,000.00
17	17.11.2016	Mara Ways Tours	5244	Air Tickets & Car Hire	320,000.00	0.00	320,000.00
18	21.11.2016	Mara Ways Tours	5239	Air Tickets & Car Hire	240,000.00	0.00	240,000.00
19	14.12.2016	Mara Ways Tours	5257	Air Tickets & Car Hire	247,000.00	0.00	247,000.00
20	14.06.2016	Mara Ways Tours	4935	Air Tickets & Car Hire	960,000.00	0.00	960,000.00
21	30.05.2016	Mara Ways Tours	4974	Air Tickets & Car Hire	32,000.00	0.00	32,000.00
22	24.05.2016	Mara Ways Tours	4966	Air Tickets & Car Hire	228,000.00	0.00	228,000.00
23	08.06.2016	Mara Ways Tours	4960	Air Tickets & Car Hire	560,000.00	0.00	560,000.00
24	08.06.2016	Mara Ways Tours	4969	Air Tickets & Car Hire	45,000.00	0.00	45,000.00
25	29.06.2016	Mara Ways Tours	4970	Air Tickets & Car Hire	196,000.00	0.00	196,000.00
26	07.11.2016	Mara Ways Tours	4991	Air Tickets & Car Hire	256,000.00	0.00	256,000.00
27	06.05.2016	Mara Ways Tours	5220	Air Tickets & Car Hire	228,000.00	0.00	228,000.00
28	19.10.2016	Pago Airways Travel	19672	Air Tickets & Car Hire	2,954,135.00	0.00	2,954,135.00
29	22.10.2016	Pago Airways Travel	19643	Air Tickets & Car Hire	435,635.00	0.00	435,635.00
30	11.03.2016	Pago Airways Travel	19659	Air Tickets & Car Hire	3,503,010.00	0.00	3,503,010.00
31	16.09.2016	Pago Airways Travel	19686	Air Tickets & Car Hire	77,380.00	0.00	77,380.00
32	08.11.2016	Pago Airways Travel	19665	Air Tickets & Car Hire	284,480.00	0.00	284,480.00
33	25.02.2017	Pago Airways Travel	19710	Air Tickets & Car Hire	25,560.00	0.00	25,560.00
34	01.02.2017	Pago Airways Travel	19693	Air Tickets & Car Hire	1,078,025.00	0.00	1,078,025.00
35	17.11.2016	Pago Airways Travel	19680	Air Tickets & Car Hire	813,470.00	0.00	813,470.00
36	06.11.2016	Pago Airways Travel	19661	Air Tickets & Car Hire	44,960.00	0.00	44,960.00
37	06.11.2016	Pago Airways Travel	19660	Air Tickets & Car Hire	15,875.00	0.00	15,875.00
38	09.09.2016	Pago Airways Travel	19609	Air Tickets & Car Hire	1,230,365.00	0.00	1,230,365.00
39	19.01.2017	Pago Airways Travel	19691	Air Tickets & Car Hire	30,070.00	0.00	30,070.00
40	18.09.2015	Pago Airways Travel	19569	Air Tickets & Car Hire	404,400.00	0.00	404,400.00
41	18.05.2016	Pago Airways Travel	18559	Air Tickets & Car Hire	135,030.00	0.00	135,030.00
42	31.03.2016	Pago Airways Travel	19575	Air Tickets & Car Hire	832,050.00	0.00	832,050.00
43	15.09.2015	Pago Airways Travel	19549	Air Tickets & Car Hire	1,325,919.00	0.00	1,325,919.00
44	23.06.2015	Pago Airways Travel	18560	Air Tickets & Car Hire	1,165,250.00	0.00	1,165,250.00
45	09.05.2018	Primate Tours Limited	1224	Air Tickets & Car Hire	72,000.00	0.00	72,000.00
46	10.03.2018	Primate Tours Limited	338	Air Tickets & Car Hire	517,300.00	0.00	517,300.00
47	17.08.2016	Primate Tours Limited	109	Air Tickets & Car Hire	576,100.00	0.00	576,100.00
48	29.06.2017	Primate Tours Limited	532	Air Tickets & Car Hire	34,750.00	0.00	34,750.00
49	14.06.2016	Primate Tours Limited	257	Air Tickets & Car Hire	1,691,841.00	0.00	1,691,841.00
50	21.09.2016	Zara's Travel	3516	Air Tickets & Car Hire	482,054.00	0.00	482,054.00
51	26.10.2016	Zara's Travel	16100001	Air Tickets & Car Hire	634,500.00	0.00	634,500.00
52	25.11.2016	Zara's Travel	3792	Air Tickets & Car Hire	1,357,775.00	0.00	1,357,775.00
53	07.06.2018	Acacia Premier	25083	Accommodation & Conferences	869,700.00	0.00	869,700.00

S/No.	Date	Supplier/ Contractor	Invoice No.	Nature of Goods/Services	Amount (Kshs.)	Amount Paid (Kshs.)	Outstanding Amount (Kshs.)
54	13.04.2019	Imperial Hotel	32446	Accommodation & Conferences	316,570.00	0.00	316,570.00
55	25.05.2018	Mombasa Continental Resort	15116	Accommodation & Conferences	735,000.00	0.00	735,000.00
56	21.05.2018	Prideinn Paradise	23730	Accommodation & Conferences	874,000.00	0.00	874,000.00
57	03.06.2017	Prideinn Paradise	11339	Accommodation & Conferences	595,150.00	0.00	595,150.00
58	30.04.2015	Cybe Intercool Technologies Ltd	206	Goods & Services	448,920.00	0.00	448,920.00
59	05.09.2017	Display Ventures	071/17	Goods & Services	375,000.00	0.00	375,000.00
60	27.10.2014	Techbiz	34652	Goods & Services	1,874,249.70	0.00	1,874,249.70

APPENDIX 2: PENDING BILLS SUMMARY TOTALS

S/NO.	ITEMS	VERIFIED PENDING BILLS						TOTALS		
		FY 2020/2021 AMOUNT (KSHS.)	FY 2019/2020 AMOUNT (KSHS.)	FY 2018/2019 AMOUNT (KSHS.)	HISTORICAL BILLS AMOUNT (KSHS.)	FY 2020/2021 AMOUNT (KSHS.)	FY 2019/2020 AMOUNT (KSHS.)		FY 2018/2019 AMOUNT (KSHS.)	HISTORICAL BILLS AMOUNT (KSHS.)
(A)	AIR TICKETS & CAR HIRE	0.00	0.00	480,000.00	0.00	0.00	480,000.00	0.00	0.00	480,000.00
(B)	ACCOMMODATION & CONFERENCES	6,050,083.35	1,507,800.00	0.00	0.00	0.00	1,507,800.00	0.00	0.00	1,507,800.00
(C)	GOODS & SERVICES	6,050,083.35	506,880.00	980,000.00	0.00	0.00	980,000.00	0.00	0.00	7,536,963.35
	TOTALS	6,050,083.35	2,014,680.00	1,460,000.00	0.00	0.00	1,460,000.00	0.00	0.00	9,524,763.35
S/NO.	ITEMS	UNVERIFIED PENDING BILLS						TOTALS		
		FY 2020/2021 AMOUNT (KSHS.)	FY 2019/2020 AMOUNT (KSHS.)	FY 2018/2019 AMOUNT (KSHS.)	HISTORICAL BILLS AMOUNT (KSHS.)	FY 2020/2021 AMOUNT (KSHS.)	FY 2019/2020 AMOUNT (KSHS.)		FY 2018/2019 AMOUNT (KSHS.)	HISTORICAL BILLS AMOUNT (KSHS.)
(A)	AIR TICKETS & CAR HIRE	0.00	324,000.00	558,000.00	41,061,820.00	0.00	324,000.00	558,000.00	41,061,820.00	
(B)	ACCOMMODATION & CONFERENCES	265,500.00	4,326,930.00	4,812,930.00	3,390,420.00	12,536,068.10	4,326,930.00	4,812,930.00	3,390,420.00	
(C)	GOODS & SERVICES	12,536,068.10	38,000.00	472,000.00	2,698,169.70	12,801,568.10	4,688,930.00	5,842,930.00	2,698,169.70	
	TOTALS	12,801,568.10	4,688,930.00	5,842,930.00	47,150,409.70	18,851,651.45	6,703,610.00	7,302,930.00	47,150,409.70	
	GRAND TOTALS									80,008,601.15

SUMMARY TOTALS		
S/NO.	STATUS	TOTALS (KSHS.)
1	VERIFIED PENDING BILLS	9,524,763.35
2	UNVERIFIED PENDING BILLS	70,483,837.80
	GRAND TOTAL OF PENDING BILLS	80,008,601.15

APPENDIX 5: PENDING BILLS- FY 2018/2019

AIR TICKETS & CAR HIRE (UNVERIFIED)												
S/NO.	DOC NO.	DATE	VOTE	P.O NO.	INVOICE DATE	INVOICE NO.	VOUCHER NO.	PAYE	AMOUNT (KSHS.)	STAGE	REASON NOT PAID	REMARKS
1	0	09.07.2021	2042	3784	06.05.2019	2395	0	PRIMATE TOURS LIMITED	384,000.00	PROCUREMENT OFFICE	INVOICE READY FOR PROCESSING	VERIFIED
2	14	09.07.2021	2042	2733	30.07.2018	471	0	SUNRAYS RENT A CAR	96,000.00	PROCUREMENT OFFICE	INVOICE READY FOR PROCESSING	VERIFIED
TOTAL										480,000.00		
AIR TICKETS & CAR HIRE (UNVERIFIED)												
3	13	09.07.2021	2042	0	28.06.2019	42017	0	DIGITAL MARINE SHIP CHANDLERS LTD	558,000.00	PROCUREMENT OFFICE	REASON NOT PAID CLIENT A/C RECONCILIATION WITH A VIEW TO PAYING THE ACTUAL EXPENDITURE INCURRED	REMARKS UNVERIFIED
TOTAL										558,000.00		
ACCOMMODATION & CONFERENCE (UNVERIFIED)												
4	15	09.07.2021	2042	3924	27.02.2019	29451	0	ACACIA PREMIER	888,580.00	PROCUREMENT OFFICE	REASON NOT PAID CLIENT A/C RECONCILIATION WITH A VIEW TO PAYING THE ACTUAL EXPENDITURE INCURRED	REMARKS UNVERIFIED
5	0	09.07.2021	2042	0	27.02.2019	29450	0	ACACIA PREMIER	1,343,850.00	PROCUREMENT OFFICE	CLIENT A/C RECONCILIATION WITH A VIEW TO PAYING THE ACTUAL EXPENDITURE INCURRED	UNVERIFIED
6	0	09.07.2021	2042	0	27.02.2019	34611	0	ACACIA PREMIER	522,500.00	PROCUREMENT OFFICE	CLIENT A/C RECONCILIATION WITH A VIEW TO PAYING THE ACTUAL EXPENDITURE INCURRED	UNVERIFIED
7	0	09.07.2021	2042	0	11.05.2019	9012	0	PEARL BEACH/ENGLISHPOINT MARINA	240,000.00	PROCUREMENT OFFICE	CLIENT A/C RECONCILIATION WITH A VIEW TO PAYING THE ACTUAL EXPENDITURE INCURRED	UNVERIFIED
8	0	09.07.2021	2042	0	09.06.2019	608	0	PEARL BEACH/ENGLISHPOINT MARINA	900,000.00	PROCUREMENT OFFICE	CLIENT A/C RECONCILIATION WITH A VIEW TO PAYING THE ACTUAL EXPENDITURE INCURRED	UNVERIFIED
9	19	09.07.2021	2042	0	02.04.2019	35662	0	PRIDEINN PARADISE	666,000.00	PROCUREMENT OFFICE	CLIENT A/C RECONCILIATION WITH A VIEW TO PAYING THE ACTUAL EXPENDITURE INCURRED	UNVERIFIED
10	20	09.07.2021	2042	0	11.03.2019	680	0	THE GRAND ROYAL SWISS HOTEL	252,000.00	PROCUREMENT OFFICE	HISTORICAL BILLS/CLIENT A/C RECONCILIATION WITH A VIEW TO PAYING THE ACTUAL EXPENDITURE INCURRED	UNVERIFIED
TOTAL										4,812,930.00		
GOODS & SERVICES (UNVERIFIED)												
11	0	09.07.2021	2042	5671	11.10.2018	80	2042052412	KAMITTI PRISONS INDUSTRIES	980,000.00	VPS	REASON NOT PAID IFMIS END YEAR CLOSURE	REMARKS VERIFIED
TOTAL										980,000.00		
GOODS & SERVICES (UNVERIFIED)												
12	22	09.07.2021	2042	0	03.10.2018	1	0	MORRISSON PRINTING (K) LIMITED	472,000.00	PROCUREMENT OFFICE	REASON NOT PAID PROCUREMENT PROCESS ONGOING	REMARKS UNVERIFIED
TOTAL										472,000.00		
GRAND TOTAL (VERIFIED) AIR TICKETS & CAR HIRE										480,000.00		
GRAND TOTAL (VERIFIED) ACCOMMODATION & CONFERENCE										0.00		
GRAND TOTAL (VERIFIED) GOODS & SERVICES										980,000.00		
GRAND TOTAL (UNVERIFIED) AIR TICKETS & CAR HIRE										558,000.00		
GRAND TOTAL (UNVERIFIED) ACCOMMODATION & CONFERENCE										4,812,930.00		
GRAND TOTAL (UNVERIFIED) GOODS & SERVICES										472,000.00		
GRAND TOTAL (UNVERIFIED) AIR TICKETS & CAR HIRE										5,842,930.00		
GRAND TOTAL (VERIFIED & UNVERIFIED) AIR TICKETS & CAR HIRE										= 480,000.00 + 558,000.00		
GRAND TOTAL (VERIFIED & UNVERIFIED) ACCOMMODATION & CONFERENCE										= 0.00 + 4,812,930.00		
GRAND TOTAL (VERIFIED & UNVERIFIED) GOODS & SERVICES										= 980,000.00 + 472,000.00		
FY 2018/2019 GRAND TOTAL (VERIFIED & UNVERIFIED)										= 1,460,000.00 + 5,842,930.00		
										7,302,930.00		

APPENDIX 4: PENDING BILLS- FY 2019/2020

AIR TICKETS & CAR HIRE (UNVERIFIED)												
S/NO.	DOC NO.	DATE	VOTE	P.O NO.	INVOICE DATE	INVOICE NO.	VOUCHER NO.	PAYEE	AMOUNT (KSHS.)	STAGE	REASON NOT PAID	REMARKS
1	17	09.07.2021	2042	0	19.11.2019	422015	0	DIGITAL MARINE SHIP CHANDLERS LTD	301,000.00	PROCUREMENT OFFICE	CLIENT A/C RECONCILIATION WITH A VIEW TO PAYING THE ACTUAL EXPENDITURE INCURRED	UNVERIFIED
2	78	09.07.2021	2042	0	22.08.2019	2673	0	PRIMATE TOURS LIMITED	23,000.00	PROCUREMENT OFFICE	CLIENT A/C RECONCILIATION WITH A VIEW TO PAYING THE ACTUAL EXPENDITURE INCURRED	UNVERIFIED
TOTAL												
ACCOMMODATION & CONFERENCE (VERIFIED) S/NO. DOC NO. DATE VOTE P.O NO. INVOICE DATE INVOICE NO. VOUCHER NO. PAYEE AMOUNT (KSHS.) STAGE REASON NOT PAID REMARKS 3 4 09.07.2021 2042 5115 18.11.2019 20191198 2042045218 PEARL BEACH HOTEL/ENGLISHPOINT MARINA 411,500.00 PROCUREMENT OFFICE INVOICE READY FOR PROCESSING VERIFIED 4 0 09.07.2021 2042 0 01.12.2019 20191201 0 PEARL BEACH HOTEL/ENGLISHPOINT MARINA 1,096,300.00 PROCUREMENT OFFICE INVOICE READY FOR PROCESSING VERIFIED TOTAL 1,507,800.00												
ACCOMMODATION & CONFERENCE (UNVERIFIED) S/NO. DOC NO. DATE VOTE P.O NO. INVOICE DATE INVOICE NO. VOUCHER NO. PAYEE AMOUNT (KSHS.) STAGE REASON NOT PAID REMARKS 5 1 09.07.2021 2042 0 30.07.2019 626684 0 INTERCONTINENTAL NAIROBI 114,850.00 PROCUREMENT OFFICE CLIENT A/C RECONCILIATION WITH A VIEW TO PAYING THE ACTUAL EXPENDITURE INCURRED UNVERIFIED 6 0 09.07.2021 2042 0 03.10.2019 1003 0 PEARL BEACH/ENGLISHPOINT MARINA 280,000.00 PROCUREMENT OFFICE CLIENT A/C RECONCILIATION WITH A VIEW TO PAYING THE ACTUAL EXPENDITURE INCURRED UNVERIFIED 7 0 09.07.2021 2042 0 06.10.2019 1007 0 PEARL BEACH/ENGLISHPOINT MARINA 1,090,000.00 PROCUREMENT OFFICE CLIENT A/C RECONCILIATION WITH A VIEW TO PAYING THE ACTUAL EXPENDITURE INCURRED UNVERIFIED 8 0 09.07.2021 2042 0 04.11.2019 1105 0 PEARL BEACH/ENGLISHPOINT MARINA 1,143,000.00 PROCUREMENT OFFICE CLIENT A/C RECONCILIATION WITH A VIEW TO PAYING THE ACTUAL EXPENDITURE INCURRED UNVERIFIED 9 5 09.07.2021 2042 0 01.09.2019 42767 0 PRIDEINN PARADISE 898,080.00 PROCUREMENT OFFICE CLIENT A/C RECONCILIATION WITH A VIEW TO PAYING THE ACTUAL EXPENDITURE INCURRED UNVERIFIED 10 09.07.2021 2042 0 31.08.2019 0 0 SAROVA LION HILL 861,000.00 PROCUREMENT OFFICE PROCUREMENT PROCESS ONGOING UNVERIFIED TOTAL 4,326,930.00												
GOODS & SERVICES (VERIFIED) S/NO. DOC NO. DATE VOTE P.O NO. INVOICE DATE INVOICE NO. VOUCHER NO. PAYEE AMOUNT (KSHS.) STAGE REASON NOT PAID REMARKS 11 0 09.07.2021 2042 4532 04.11.2019 11/002 2042050746 KAYAMBA AFRICA LIMITED 174,000.00 PROCUREMENT OFFICE INVOICE READY FOR PROCESSING VERIFIED 12 0 09.07.2021 2042 0 24.06.2020 6773 0 THE STAR PUBLICATIONS LIMITED 332,880.00 PROCUREMENT OFFICE INVOICE READY FOR PROCESSING VERIFIED TOTAL 506,880.00												
GOODS & SERVICES (UNVERIFIED) S/NO. DOC NO. DATE VOTE P.O NO. INVOICE DATE INVOICE NO. VOUCHER NO. PAYEE AMOUNT (KSHS.) STAGE REASON NOT PAID REMARKS 13 0 09.07.2021 2042 5696 26.06.2020 61646 0 KEMISA 38,000.00 PROCUREMENT OFFICE PROCUREMENT PROCESS ONGOING UNVERIFIED TOTAL 38,000.00												
GRAND TOTAL (VERIFIED) AIR TICKETS & CAR HIRE GRAND TOTAL (VERIFIED) ACCOMMODATION & CONFERENCE GRAND TOTAL (VERIFIED) GOODS & SERVICES GRAND TOTAL (UNVERIFIED) AIR TICKETS & CAR HIRE GRAND TOTAL (UNVERIFIED) ACCOMMODATION & CONFERENCE GRAND TOTAL (UNVERIFIED) GOODS & SERVICES GRAND TOTAL (VERIFIED & UNVERIFIED) AIR TICKETS & CAR HIRE = 0.00 + 324,000.00 GRAND TOTAL (VERIFIED & UNVERIFIED) ACCOMMODATION & CONFERENCE = 1,507,800.00 + 4,326,930.00 GRAND TOTAL (VERIFIED & UNVERIFIED) GOODS & SERVICES = 506,880.00 + 38,000.00 FY 2019/2020 GRAND TOTAL (VERIFIED & UNVERIFIED) = 2,014,680.00 + 4,668,930.00												

APPENDIX 6: HISTORICAL BILLS

AIR TICKETS & CAR HIRE (UNVERIFIED)

S/NO.	DOC NO.	DATE	VOTE	P.O NO.	INVOICE DATE	INVOICE NO.	VOUCHER NO.	PAYE	AMOUNT (KSHS.)	STAGE	REASON NOT PAID	REMARKS
1	23	09.07.2021	2042		0	17.12.2015	115120592	0 AFRICAN TOUCH TOURS LIMITED	530,230.00	PROCUREMENT OFFICE	HISTORICAL BILLS/CLIENT A/C RECONCILIATION WITH A VIEW TO PAYING THE ACTUAL EXPENDITURE INCURRED	UNVERIFIED
2	214	09.07.2021	2042		0	24.08.2016	2015039	0 IDEAL TOURS	1,585,000.00	PROCUREMENT OFFICE	HISTORICAL BILLS/CLIENT A/C RECONCILIATION WITH A VIEW TO PAYING THE ACTUAL EXPENDITURE INCURRED	UNVERIFIED
3	215	09.07.2021	2042		0	30.03.2016	2016010	0 IDEAL TOURS	448,000.00	PROCUREMENT OFFICE	HISTORICAL BILLS/CLIENT A/C RECONCILIATION WITH A VIEW TO PAYING THE ACTUAL EXPENDITURE INCURRED	UNVERIFIED
4	216	09.07.2021	2042		0	05.04.2016	TIN16040010	0 IDEAL TOURS	562,380.00	PROCUREMENT OFFICE	HISTORICAL BILLS/CLIENT A/C RECONCILIATION WITH A VIEW TO PAYING THE ACTUAL EXPENDITURE INCURRED	UNVERIFIED
5	217	09.07.2021	2042		0	21.04.2016	2015013	0 IDEAL TOURS	448,000.00	PROCUREMENT OFFICE	HISTORICAL BILLS/CLIENT A/C RECONCILIATION WITH A VIEW TO PAYING THE ACTUAL EXPENDITURE INCURRED	UNVERIFIED
6	218	09.07.2021	2042		0	30.04.2016	TIN16040043	0 IDEAL TOURS	605,270.00	PROCUREMENT OFFICE	HISTORICAL BILLS/CLIENT A/C RECONCILIATION WITH A VIEW TO PAYING THE ACTUAL EXPENDITURE INCURRED	UNVERIFIED
7	219	09.07.2021	2042		0	03.04.2016	TIN16040046	0 IDEAL TOURS	680,955.00	PROCUREMENT OFFICE	HISTORICAL BILLS/CLIENT A/C RECONCILIATION WITH A VIEW TO PAYING THE ACTUAL EXPENDITURE INCURRED	UNVERIFIED
8	220	09.07.2021	2042		0	25.05.2016	2016029	0 IDEAL TOURS	345,000.00	PROCUREMENT OFFICE	HISTORICAL BILLS/CLIENT A/C RECONCILIATION WITH A VIEW TO PAYING THE ACTUAL EXPENDITURE INCURRED	UNVERIFIED
9	221	09.07.2021	2042		0	27.06.2016	TIN16060023	0 IDEAL TOURS	11,134,025.00	PROCUREMENT OFFICE	HISTORICAL BILLS/CLIENT A/C RECONCILIATION WITH A VIEW TO PAYING THE ACTUAL EXPENDITURE INCURRED	UNVERIFIED
10	222	09.07.2021	2042		0	11.03.2016	TIN16060034	0 IDEAL TOURS	183,026.00	PROCUREMENT OFFICE	HISTORICAL BILLS/CLIENT A/C RECONCILIATION WITH A VIEW TO PAYING THE ACTUAL EXPENDITURE INCURRED	UNVERIFIED
11	37	09.07.2021	2042		0	23.08.2016	5098	0 MARA WAYS TOURS	192,000.00	PROCUREMENT OFFICE	HISTORICAL BILLS/CLIENT A/C RECONCILIATION WITH A VIEW TO PAYING THE ACTUAL EXPENDITURE INCURRED	UNVERIFIED
12	38	09.07.2021	2042		0	16.09.2016	5162	0 MARA WAYS TOURS	320,000.00	PROCUREMENT OFFICE	HISTORICAL BILLS/CLIENT A/C RECONCILIATION WITH A VIEW TO PAYING THE ACTUAL EXPENDITURE INCURRED	UNVERIFIED
13	39	09.07.2021	2042		0	30.09.2016	5182	0 MARA WAYS TOURS	320,000.00	PROCUREMENT OFFICE	HISTORICAL BILLS/CLIENT A/C RECONCILIATION WITH A VIEW TO PAYING THE ACTUAL EXPENDITURE INCURRED	UNVERIFIED
14	40	09.07.2021	2042		0	10.10.2016	5199	0 MARA WAYS TOURS	256,000.00	PROCUREMENT OFFICE	HISTORICAL BILLS/CLIENT A/C RECONCILIATION WITH A VIEW TO PAYING THE ACTUAL EXPENDITURE INCURRED	UNVERIFIED
15	41	09.07.2021	2042		0	07.11.2016	5220	0 MARA WAYS TOURS	228,000.00	PROCUREMENT OFFICE	HISTORICAL BILLS/CLIENT A/C RECONCILIATION WITH A VIEW TO PAYING THE ACTUAL EXPENDITURE INCURRED	UNVERIFIED
16	42	09.07.2021	2042		0	08.11.2016	5221	0 MARA WAYS TOURS	190,000.00	PROCUREMENT OFFICE	HISTORICAL BILLS/CLIENT A/C RECONCILIATION WITH A VIEW TO PAYING THE ACTUAL EXPENDITURE INCURRED	UNVERIFIED
17	43	09.07.2021	2042		0	17.11.2016	5244	0 MARA WAYS TOURS	320,000.00	PROCUREMENT OFFICE	HISTORICAL BILLS/CLIENT A/C RECONCILIATION WITH A VIEW TO PAYING THE ACTUAL EXPENDITURE INCURRED	UNVERIFIED
18	44	09.07.2021	2042		0	21.11.2016	5239	0 MARA WAYS TOURS	240,000.00	PROCUREMENT OFFICE	HISTORICAL BILLS/CLIENT A/C RECONCILIATION WITH A VIEW TO PAYING THE ACTUAL EXPENDITURE INCURRED	UNVERIFIED
19	45	09.07.2021	2042		0	14.12.2016	5257	0 MARA WAYS TOURS	247,000.00	PROCUREMENT OFFICE	HISTORICAL BILLS/CLIENT A/C RECONCILIATION WITH A VIEW TO PAYING THE ACTUAL EXPENDITURE INCURRED	UNVERIFIED
20	46	09.07.2021	2042		0	14.06.2016	4935	0 MARA WAYS TOURS	960,000.00	PROCUREMENT OFFICE	HISTORICAL BILLS/CLIENT A/C RECONCILIATION WITH A VIEW TO PAYING THE ACTUAL EXPENDITURE INCURRED	UNVERIFIED
21	47	09.07.2021	2042		0	30.05.2016	4974	0 MARA WAYS TOURS	32,000.00	PROCUREMENT OFFICE	HISTORICAL BILLS/CLIENT A/C RECONCILIATION WITH A VIEW TO PAYING THE ACTUAL EXPENDITURE INCURRED	UNVERIFIED
22	48	09.07.2021	2042		0	24.05.2016	4966	0 MARA WAYS TOURS	228,000.00	PROCUREMENT OFFICE	HISTORICAL BILLS/CLIENT A/C RECONCILIATION WITH A VIEW TO PAYING THE ACTUAL EXPENDITURE INCURRED	UNVERIFIED
23	49	09.07.2021	2042		0	08.06.2016	4960	0 MARA WAYS TOURS	560,000.00	PROCUREMENT OFFICE	HISTORICAL BILLS/CLIENT A/C RECONCILIATION WITH A VIEW TO PAYING THE ACTUAL EXPENDITURE INCURRED	UNVERIFIED
24	50	09.07.2021	2042		0	08.06.2016	4969	0 MARA WAYS TOURS	45,000.00	PROCUREMENT OFFICE	HISTORICAL BILLS/CLIENT A/C RECONCILIATION WITH A VIEW TO PAYING THE ACTUAL EXPENDITURE INCURRED	UNVERIFIED
25	51	09.07.2021	2042		0	29.06.2016	4970	0 MARA WAYS TOURS	196,000.00	PROCUREMENT OFFICE	HISTORICAL BILLS/CLIENT A/C RECONCILIATION WITH A VIEW TO PAYING THE ACTUAL EXPENDITURE INCURRED	UNVERIFIED
26	52	09.07.2021	2042		0	07.11.2016	4991	0 MARA WAYS TOURS	256,000.00	PROCUREMENT OFFICE	HISTORICAL BILLS/CLIENT A/C RECONCILIATION WITH A VIEW TO PAYING THE ACTUAL EXPENDITURE INCURRED	UNVERIFIED
27	53	09.07.2021	2042		0	06.05.2016	5220	0 MARA WAYS TOURS	228,000.00	PROCUREMENT OFFICE	HISTORICAL BILLS/CLIENT A/C RECONCILIATION WITH A VIEW TO PAYING THE ACTUAL EXPENDITURE INCURRED	UNVERIFIED
28	54	09.07.2021	2042		0	19.10.2016	19672	0 PAGO AIRWAYS TRAVEL	2,954,135.00	PROCUREMENT OFFICE	HISTORICAL BILLS/CLIENT A/C RECONCILIATION WITH A VIEW TO PAYING THE ACTUAL EXPENDITURE INCURRED	UNVERIFIED

S/NO.	DOC NO.	DATE	VOTE	P.O NO.	INVOICE DATE	INVOICE NO.	VOUCHER NO.	PAYEE	AMOUNT (KSHS.)	STAGE	REASON NOT PAID	REMARKS
29	55	09.07.2021	2042	0	12.10.2016	19643	0	PAGO AIRWAYS TRAVEL	435,635.00	PROCUREMENT OFFICE	HISTORICAL BILLS/CLIENT A/C RECONCILIATION WITH A VIEW TO PAYING THE ACTUAL EXPENDITURE INCURRED	UNVERIFIED
30	56	09.07.2021	2042	0	11.03.2016	19659	0	PAGO AIRWAYS TRAVEL	3,503,010.00	PROCUREMENT OFFICE	HISTORICAL BILLS/CLIENT A/C RECONCILIATION WITH A VIEW TO PAYING THE ACTUAL EXPENDITURE INCURRED	UNVERIFIED
31	57	09.07.2021	2042	0	16.09.2016	19686	0	PAGO AIRWAYS TRAVEL	77,380.00	PROCUREMENT OFFICE	HISTORICAL BILLS/CLIENT A/C RECONCILIATION WITH A VIEW TO PAYING THE ACTUAL EXPENDITURE INCURRED	UNVERIFIED
32	58	09.07.2021	2042	0	08.11.2016	19665	0	PAGO AIRWAYS TRAVEL	284,480.00	PROCUREMENT OFFICE	HISTORICAL BILLS/CLIENT A/C RECONCILIATION WITH A VIEW TO PAYING THE ACTUAL EXPENDITURE INCURRED	UNVERIFIED
33	59	09.07.2021	2042	0	25.02.2017	19710	0	PAGO AIRWAYS TRAVEL	25,560.00	PROCUREMENT OFFICE	HISTORICAL BILLS/CLIENT A/C RECONCILIATION WITH A VIEW TO PAYING THE ACTUAL EXPENDITURE INCURRED	UNVERIFIED
34	61	09.07.2021	2042	0	01.02.2017	19693	0	PAGO AIRWAYS TRAVEL	1,078,025.00	PROCUREMENT OFFICE	HISTORICAL BILLS/CLIENT A/C RECONCILIATION WITH A VIEW TO PAYING THE ACTUAL EXPENDITURE INCURRED	UNVERIFIED
35	62	09.07.2021	2042	0	17.11.2016	19680	0	PAGO AIRWAYS TRAVEL	813,470.00	PROCUREMENT OFFICE	HISTORICAL BILLS/CLIENT A/C RECONCILIATION WITH A VIEW TO PAYING THE ACTUAL EXPENDITURE INCURRED	UNVERIFIED
36	63	09.07.2021	2042	0	06.11.2016	19661	0	PAGO AIRWAYS TRAVEL	44,960.00	PROCUREMENT OFFICE	HISTORICAL BILLS/CLIENT A/C RECONCILIATION WITH A VIEW TO PAYING THE ACTUAL EXPENDITURE INCURRED	UNVERIFIED
37	64	09.07.2021	2042	0	06.11.2016	19660	0	PAGO AIRWAYS TRAVEL	15,875.00	PROCUREMENT OFFICE	HISTORICAL BILLS/CLIENT A/C RECONCILIATION WITH A VIEW TO PAYING THE ACTUAL EXPENDITURE INCURRED	UNVERIFIED
38	65	09.07.2021	2042	0	09.09.2016	19609	0	PAGO AIRWAYS TRAVEL	1,230,365.00	PROCUREMENT OFFICE	HISTORICAL BILLS/CLIENT A/C RECONCILIATION WITH A VIEW TO PAYING THE ACTUAL EXPENDITURE INCURRED	UNVERIFIED
39	66	09.07.2021	2042	0	19.01.2017	19691	0	PAGO AIRWAYS TRAVEL	30,070.00	PROCUREMENT OFFICE	HISTORICAL BILLS/CLIENT A/C RECONCILIATION WITH A VIEW TO PAYING THE ACTUAL EXPENDITURE INCURRED	UNVERIFIED
40	67	09.07.2021	2042	0	18.09.2015	19569	0	PAGO AIRWAYS TRAVEL	404,400.00	PROCUREMENT OFFICE	HISTORICAL BILLS/CLIENT A/C RECONCILIATION WITH A VIEW TO PAYING THE ACTUAL EXPENDITURE INCURRED	UNVERIFIED
41	68	09.07.2021	2042	0	18.05.2016	18559	0	PAGO AIRWAYS TRAVEL	135,030.00	PROCUREMENT OFFICE	HISTORICAL BILLS/CLIENT A/C RECONCILIATION WITH A VIEW TO PAYING THE ACTUAL EXPENDITURE INCURRED	UNVERIFIED
42	69	09.07.2021	2042	0	31.03.2016	19575	0	PAGO AIRWAYS TRAVEL	832,050.00	PROCUREMENT OFFICE	HISTORICAL BILLS/CLIENT A/C RECONCILIATION WITH A VIEW TO PAYING THE ACTUAL EXPENDITURE INCURRED	UNVERIFIED
43	70	09.07.2021	2042	0	15.09.2015	19549	0	PAGO AIRWAYS TRAVEL	1,325,919.00	PROCUREMENT OFFICE	HISTORICAL BILLS/CLIENT A/C RECONCILIATION WITH A VIEW TO PAYING THE ACTUAL EXPENDITURE INCURRED	UNVERIFIED
44	71	09.07.2021	2042	0	23.06.2015	18560	0	PAGO AIRWAYS TRAVEL	1,165,250.00	PROCUREMENT OFFICE	HISTORICAL BILLS/CLIENT A/C RECONCILIATION WITH A VIEW TO PAYING THE ACTUAL EXPENDITURE INCURRED	UNVERIFIED
45	76	09.07.2021	2042	0	09.05.2018	1224	0	PRIMATE TOURS LIMITED	72,000.00	PROCUREMENT OFFICE	CLIENT A/C RECONCILIATION WITH A VIEW TO PAYING THE ACTUAL EXPENDITURE INCURRED	UNVERIFIED
46	75	09.07.2021	2042	0	10.03.2018	338	0	PRIMATE TOURS LIMITED	517,300.00	PROCUREMENT OFFICE	HISTORICAL BILLS/CLIENT A/C RECONCILIATION WITH A VIEW TO PAYING THE ACTUAL EXPENDITURE INCURRED	UNVERIFIED
47	72	09.07.2021	2042	0	17.08.2016	109	0	PRIMATE TOURS LIMITED	576,100.00	PROCUREMENT OFFICE	HISTORICAL BILLS/CLIENT A/C RECONCILIATION WITH A VIEW TO PAYING THE ACTUAL EXPENDITURE INCURRED	UNVERIFIED
48	73	09.07.2021	2042	0	29.06.2017	532	0	PRIMATE TOURS LIMITED	34,750.00	PROCUREMENT OFFICE	HISTORICAL BILLS/CLIENT A/C RECONCILIATION WITH A VIEW TO PAYING THE ACTUAL EXPENDITURE INCURRED	UNVERIFIED
49	74	09.07.2021	2042	0	14.06.2016	257	0	PRIMATE TOURS LIMITED	1,691,841.00	PROCUREMENT OFFICE	HISTORICAL BILLS/CLIENT A/C RECONCILIATION WITH A VIEW TO PAYING THE ACTUAL EXPENDITURE INCURRED	UNVERIFIED
50	80	09.07.2021	2042	0	21.09.2016	3516	0	ZARA'S TRAVEL	482,054.00	PROCUREMENT OFFICE	HISTORICAL BILLS/CLIENT A/C RECONCILIATION WITH A VIEW TO PAYING THE ACTUAL EXPENDITURE INCURRED	UNVERIFIED
51	81	09.07.2021	2042	0	26.10.2016	16100001	0	ZARA'S TRAVEL	634,500.00	PROCUREMENT OFFICE	HISTORICAL BILLS/CLIENT A/C RECONCILIATION WITH A VIEW TO PAYING THE ACTUAL EXPENDITURE INCURRED	UNVERIFIED
52	82	09.07.2021	2042	0	25.11.2016	3792	0	ZARA'S TRAVEL	1,357,775.00	PROCUREMENT OFFICE	HISTORICAL BILLS/CLIENT A/C RECONCILIATION WITH A VIEW TO PAYING THE ACTUAL EXPENDITURE INCURRED	UNVERIFIED
TOTAL									41,061,820.00			
ACCOMMODATION & CONFERENCE (UNVERIFIED)												
S/NO.	DOC NO.	DATE	VOTE	P.O NO.	INVOICE DATE	INVOICE NO.	VOUCHER NO.	PAYEE	AMOUNT (KSHS.)	STAGE	REASON NOT PAID	REMARKS
53	0	09.07.2021	2042	0	07.06.2018	25083	0	ACACIA PREMIER	869,700.00	PROCUREMENT OFFICE	HISTORICAL BILLS/CLIENT A/C RECONCILIATION WITH A VIEW TO PAYING THE ACTUAL EXPENDITURE INCURRED	UNVERIFIED
54	0	09.07.2021	2042	0	13.04.2019	32446	0	IMPERIAL HOTEL	316,570.00	PROCUREMENT OFFICE	HISTORICAL BILLS/CLIENT A/C RECONCILIATION WITH A VIEW TO PAYING THE ACTUAL EXPENDITURE INCURRED	UNVERIFIED
55	87	09.07.2021	2042	0	25.05.2018	15116	0	MOMBASA CONTINENTAL RESORT	735,000.00	PROCUREMENT OFFICE	ORIGINAL INVOICE RECEIVED ON 23.07.2020/PROCUREMENT PROCESS ONGOING	UNVERIFIED
56	89	09.07.2021	2042	0	21.05.2018	23730	0	PRIDEINN PARADISE	874,000.00	PROCUREMENT OFFICE	HISTORICAL BILLS/CLIENT A/C RECONCILIATION WITH A VIEW TO PAYING THE ACTUAL EXPENDITURE INCURRED	UNVERIFIED

S/NO.	DOC NO.	DATE	VOTE	P.O NO.	INVOICE DATE	INVOICE NO.	VOUCHER NO.	PAYEE	AMOUNT (KSHS.)	STAGE	REMARKS
57	90	09.07.2021	2042	0	03.06.2017	11339	0	PRIDEINN-PARADISE	595,150.00	PROCUREMENT OFFICE	HISTORICAL BILLS/CLIENT A/C RECONCILIATION WITH A VIEW TO PAYING THE ACTUAL EXPENDITURE INCURRED
TOTAL									3,390,420.00		
GOODS & SERVICES (UNVERIFIED)											
58	92	09.07.2021	2042	1277	30.04.2015	206	0	CYBE INTERCOOL TECHNOLOGIES LTD	448,920.00	PROCUREMENT OFFICE	HISTORICAL BILLS/RECONCILIATION WITH A VIEW TO PAYING THE ACTUAL EXPENDITURE INCURRED/COPY OF ORIGINAL INVOICE & AUTHORITY MEMO ATTACHED
59	93	09.07.2021	2042	0	05.09.2017	071/17	0	DISPLAY VENTURES	375,000.00	PROCUREMENT OFFICE	HISTORICAL BILLS/CLIENT A/C RECONCILIATION WITH A VIEW TO PAYING THE ACTUAL EXPENDITURE INCURRED
60	247	09.07.2021	2042	0	27.10.2014	34652	0	TECHBIZ	1,874,249.70	PROCUREMENT OFFICE	HISTORICAL BILLS/CLIENT A/C RECONCILIATION WITH A VIEW TO PAYING THE ACTUAL EXPENDITURE INCURRED
TOTAL									2,698,169.70		
GRAND TOTAL (VERIFIED) AIR TICKETS & CAR HIRE											
GRAND TOTAL (VERIFIED) ACCOMMODATION & CONFERENCE											
GRAND TOTAL (VERIFIED) GOODS & SERVICES											
									0.00		
									0.00		
									0.00		
									0.00		
									41,061,820.00		
									3,390,420.00		
									2,698,169.70		
									47,150,409.70		
GRAND TOTAL (VERIFIED & UNVERIFIED) AIR TICKETS & CAR HIRE											
GRAND TOTAL (VERIFIED & UNVERIFIED) ACCOMMODATION & CONFERENCE											
GRAND TOTAL (VERIFIED & UNVERIFIED) GOODS & SERVICES											
									= 0.00 + 41,061,820.00		
									= 0.00 + 3,390,420.00		
									= 0.00 + 2,698,169.70		
									= 0.00 + 47,150,409.70		
HISTORICAL BILLS GRAND TOTAL (VERIFIED & UNVERIFIED)											
									47,150,409.70		

THE NATIONAL ASSEMBLY
Annual Reports and Financial Statements
For the year ended 30, June 2021.

ANNEX 3 – SUMMARY OF FIXED ASSET REGISTER

Asset class	Historical Cost b/f	Additions during the year	Disposals during the year	Historical Cost c/f
	(Kshs)	(Kshs)	(Kshs)	(Kshs)
Transport equipment	261,325,025	84,922,789	-	346,247,814
Office equipment, furniture and fittings	146,711,501	34,516,290	-	181,227,791
Other Machinery and Equipment	3,344,673	12,916,500	-	16,261,173
Total	411,381,199	132,355,579	-	543,736,778

THE NATIONAL ASSEMBLY
Annual Report and Financial Statements
For the year ended 30, June 2021.

ANNEX 4 – LIST OF PROJECTS IMPLEMENTED BY THE NATIONAL ASSEMBLY

There were no projects being implemented by the National Assembly during the financial year 2020/2021.

THE NATIONAL ASSEMBLY
Annual Report and Financial Statements
For the year ended 30, June 2021.

ANNEX 5 – LIST OF SCs, SAGAs AND PUBLIC FUNDS UNDER THE NATIONAL ASSEMBLY

Ref	SC, SAGA or Public Fund's name	Principal activity of entity	Accounting Officer	Amount transferred during the year	Inter- entity reconciliations done?(yes/no)
1	Parliamentary Mortgage Fund	Advance Mortgage loans to Members and staff of Parliament	Clerk of The National Assembly	NIL	N/A
2	Parliamentary Car Loan Fund	Advance car loans to Members and staff of Parliament	Clerk of The National Assembly	NIL	N/A
3	Parliamentary Catering Fund	To provide catering services to Members of Parliament and senior staff of Parliament	Clerk of The National Assembly	50,000,000	Yes

THE NATIONAL ASSEMBLY
Annual Reports and Financial Statements
For the year ended 30, June 2021.

ANNEX 6- REPORTS GENERATED FROM IFMIS

The following financial Reports Generated from IFMIS should be generated and attached as appendices to these financial statements.

- i. GOK IFMIS Comparison Trial Balance
- ii. FO30 (Bank reconciliations) for all bank accounts
- iii. GOK IFMIS Receipts and Payments Statement
- iv. GOK IFMIS Statement of Financial Position
- v. GOK IFMIS Statement of Cash Flows
- vi. GOK IFMIS Notes to the Financial Statements
- vii. GOK IFMIS Statement of Budget Execution
- viii. GOK IFMIS Statement of Deposits
- ix. GOK IFMIS Budget Execution by Programme and Economic Classification
- x. GOK IFMIS Budget Execution by Heads and Programmes
- xi. GOK IFMIS Budget Execution by Programmes and Sub-programmes



NOTES TO THE FINANCIAL STATEMENTS

Entity: 2042-National Assembly

Current Period: JUL-20 To JUN-21

Compare With: JUL-19 To JUN-20

1 Tax Receipts

Item Description	Item Code	Current Period	Previous Period
		Kshs	Kshs
Taxes on Income, Profits and Capital Gains	1110000	0.00	0.00
Taxes on Payroll and Workforce	1120000	0.00	0.00
Taxes on Property	1130000	0.00	0.00
Taxes on Goods and Services	1140000	0.00	0.00
Taxes on International Trade and Transactions	1150000	0.00	0.00
Other Taxes (not elsewhere classified)	1160000	0.00	0.00
TOTAL		0.00	0.00

2 Social Security Contribution

Item Description	Item Code	Current Period	Previous Period
		Kshs	Kshs
Health Insurance Contribution	1210100	0.00	0.00
NHIF Health Insurance Contributions	1210200	0.00	0.00
Contributions from Govt. Employees for Social & Welfare Schemes	1210300	0.00	0.00
TOTAL		0.00	0.00

3 Proceeds from Domestic and Foreign Grants

Item Description	Item Code	Current Period	Previous Period
		Kshs	Kshs
Grants from Foreign Governments	1310000	0.00	0.00
Grants from International Organisations	1320000	0.00	0.00
TOTAL		0.00	0.00

4 Exchequer releases

Item Description	Item Code	Current Period	Previous Period
		Kshs	Kshs
Exchequer Releases/ Provisioning Account	9910201	19,728,162,686.25	17,376,454,657.25
TOTAL		19,728,162,686.25	17,376,454,657.25

5 Transfers from Other Government Entities

Item Description	Item Code	Current Period	Previous Period
		Kshs	Kshs
Grants received by Central Govt from General Govt units	1330100	0.00	0.00
Grants Received from General Govt units by Local Authorities	1330200	0.00	0.00
Grants to Fund Accounts from Central Govt Budget	1330300	0.00	0.00
Grants to other General Govt units from General Govt units	1330400	0.00	0.00
TOTAL		0.00	0.00

6 Proceeds from Domestic Borrowings

Item Description	Item Code	Current Period	Previous Period
		Kshs	Kshs
Borrowing within General Government	5110100	0.00	0.00
Borrowing from Monetary Authorities (Central Bank)	5110200	0.00	0.00
Other Domestic Depository Corporations (Commercial Banks)	5110300	0.00	0.00
Borrowing from Other Domestic Financial Institutions	5110400	0.00	0.00
Borrowing from Other Domestic Creditors	5110500	0.00	0.00
Domestic Currency and Deposit	5110600	0.00	0.00
TOTAL		0.00	0.00

7 Proceeds from Foreign Borrowings

Item Description	Item Code	Current Period	Previous Period
		Kshs	Kshs
Foreign Borrowings - Drawdowns through Exchequer	5120100	0.00	0.00
Foreign Borrowing-Direct Payments	5120200	0.00	0.00
Foreign Currency and Foreign Deposits	5120300	0.00	0.00
Other Foreign Accounts Payable	5120400	0.00	0.00
TOTAL		0.00	0.00

8 Proceeds from Sales of Assets

Item Description	Item Code	Current Period	Previous Period
		Kshs	Kshs
Receipts from the Sale of Buildings - Paid to Exchequer	3510100	0.00	0.00
Receipts from the Sale of Buildings	3510200	0.00	0.00
Receipts from sale of other st	3510300	0.00	0.00
Receipts from sale of other st	3510400	0.00	0.00
Receipts from the Sale of Vehicles and Transport Equipment - Paid to Exchequer	3510500	0.00	0.00
Receipts from the Sale of Vehicles and Transport Equipment	3510600	0.00	0.00
Receipts from the Sale of Plant Machinery and Equipment - Paid to Exchequer	3510700	0.00	0.00
Receipts from the Sale Plant Machinery and Equipment	3510800	0.00	0.00
Receipts from Sale of Certified Seeds and Breeding Stock - Paid to Exchequer	3510900	0.00	0.00
Receipts from Sale of Certified Seeds and Breeding Stock	3511000	0.00	0.00
Receipts from the Sale of Strategic Reserves Stocks	3520100	0.00	0.00
Receipts from the Sale of Other Inventories, Stocks, and Commodities	3520200	0.00	0.00
Receipts from the Sale of Inventories, Stocks and Commodities	3520300	0.00	0.00
Receipts from the Sale of Land	3540100	0.00	0.00
Receipts from the Sale of Other Naturally Occurring Non-Produced Assets	3540200	0.00	0.00
Receipts from the Sale of Intangible Non-Produced Assets	3540300	0.00	0.00
Receipts from the Sale of Non-Produced Assets Collected as AIA	3540400	0.00	0.00
Repayments from Loans to Government Agencies and Other Levels of Government	4510100	0.00	0.00
Loans to Non-Financial Public Enterprises	4510200	0.00	0.00
Loans to Financial Institutions	4510300	0.00	0.00
Repayments from Domestic Loans to Individuals and Households	4510400	0.00	0.00
Repayments from lending to Foreign Govts.	4520100	0.00	0.00
Repayments from lending to International Orgns.	4520200	0.00	0.00
Repayments from lending to Foreign Non - Financial Enterps. & Financial Instns.	4520300	0.00	0.00
Repayments from Other Foreign Lending	4520400	0.00	0.00
Sales and Disposals of Equity Holdings in Domestic Public Non - Financial Enterprises	4530100	0.00	0.00
Sales and Disposals of Equity Holdings in Domestic Public Financial Institutions	4530200	0.00	0.00
Sales and Disposals of Other Equity Holdings	4530300	0.00	0.00
Sales and Disposals of Equity Holdings in Foreign Financial Instns. and Domestic Financial Instns. operating abroad	4530400	0.00	0.00
Sales and Disposals of Equity Holdings in Foreign Enterps. Financial Instns. and Domestic Financial Instns. operating abroad	4530500	0.00	0.00
Redemption/ Disposal of Other Financial Assets	4530600	0.00	0.00
Refund of Bonds paid as Deposits for Guarantees	4530700	0.00	0.00
TOTAL		0.00	0.00

9 Reimbursements and Refunds

Item Description	Item Code	Current Period	Previous Period
		Kshs	Kshs
Refund from World Food Programme (WFP)	4540101	0.00	0.00
Reimbursement of Audit Fees	4540102	0.00	0.00
Reimbursement on Messing Charges (UNICEF)	4540103	0.00	0.00
Reimbursement from World Bank - ECD	4540104	0.00	0.00
Reimbursement from Individuals and Private Organizations	4540105	0.00	0.00

Item Description	Item Code	Current Period	Previous Period
Reimbursement from Local Government Authorities	4540106	0.00	0.00
Reimbursement from Statutory Organizations	4540107	0.00	0.00
Reimbursement within Central Government	4540108	0.00	0.00
Reimbursement Using Bonds	4540109	0.00	0.00
Reimbursements and Refunds - Other (Budget)	4540199	0.00	0.00
TOTAL		0.00	0.00

10 Returns of Equity Holdings

Item Description	Item Code	Current Period	Previous Period
		Kshs	Kshs
Returns of Equity Holdings	4550000	0.00	0.00
Returns of Equity Holdings	4610000	0.00	0.00
TOTAL		0.00	0.00

11 Other Receipts

Item Description	Item Code	Current Period	Previous Period
		Kshs	Kshs
Interest Received	1410100	0.00	0.00
Profits and Dividends	1410200	0.00	0.00
Withdrawals from Income of Quasi-corporations	1410300	0.00	0.00
Rents on land, houses and buildings	1410400	0.00	0.00
Other Property Income collected as AIA	1410500	0.00	0.00
	1415000	0.00	0.00
Sales of Market Establishment	1420100	0.00	0.00
Administrative Fees and Charges	1420200	0.00	0.00
Administrative Fees and Charges collected as AIA	1420300	0.00	0.00
Incidental Sales by Non-Market Establishments	1420400	0.00	0.00
Incidental Sales by Non-Market Establishments Collected as AIA	1420500	0.00	0.00
Receipts from Sale of Incidental Goods	1420600	0.00	0.00
Fines, Penalties, Forfeitures and other Charges	1430100	0.00	0.00
Current Grants from International NGOs paid through Exchequer	1440100	0.00	0.00
Capital Grants from International NGOs paid through Exchequer	1440200	0.00	0.00
Current Grants from International NGOs collected as AIA	1440300	0.00	0.00
Capital Grants from International NGOs collected as AIA	1440400	0.00	0.00
Other Voluntary Transfers for Current purposes	1440500	0.00	0.00
Other Voluntary Transfers for Capital purposes	1440600	0.00	0.00
Paid to Exchequer	1450100	0.00	0.00
Receipts Not Classified Elsewhere	1450200	0.00	0.00
	1510200	0.00	0.00
	1510300	0.00	0.00
	1520100	0.00	0.00
Business Permits	1520200	0.00	0.00
Cesses	1520300	0.00	0.00
Poll Rates	1520400	0.00	0.00
Plot Rents	1520500	0.00	0.00
Other Local Levies	1520600	0.00	0.00
Administrative Services Fees	1530100	0.00	0.00
Various Fees	1530200	0.00	0.00
Council'S Natural Resources Exploitation	1530300	0.00	0.00
Sales Of Council Assets	1530400	0.00	0.00
Lease / Rental Of Council'S Infrastructure Assets	1530500	0.00	0.00
Other Miscellaneous Revenues	1530600	0.00	0.00
Other Miscellaneous Revenues	1540100	0.00	0.00
Insurance Claims Recovery	1540200	0.00	0.00
Medium Term Loans (1-3 Yr Repayment)	1540300	0.00	0.00
Long Term Loans (Over 3 Yr Rpayment)	1540400	0.00	0.00
Transfers From Reserve Funds	1540500	0.00	0.00
Donations	1540600	0.00	0.00
Fund Raising Events	1540700	0.00	0.00
Other Revenues From Financial Assets Loan	1540800	0.00	0.00
	1541000	0.00	0.00
Market/Trade Centre Fee	1550100	0.00	0.00
Vehicle Parking Fees	1550200	0.00	0.00
Housing	1560100	0.00	0.00
Social Premises Use Charges	1560200	0.00	0.00
School Fees	1570100	0.00	0.00
Other Education-Related Fees	1570200	0.00	0.00
Other Education Revenues	1570300	0.00	0.00
Public Health Services	1580100	0.00	0.00

Item Description	Item Code	Current Period	Previous Period
Public Health Facilities Operations	1580200	0.00	0.00
Environment & Conservancy Administration	1580300	0.00	0.00
Slaughter Houses Administration	1580400	0.00	0.00
Water Supply Administration	1580500	0.00	0.00
Sewerage Administration	1580600	0.00	0.00
Other Health & Sanitation Revenues	1580700	0.00	0.00
Technical Services Fees	1590100	0.00	0.00
External Services Fees	1590200	0.00	0.00
	1930100	0.00	0.00
System Required Revenue A/cs	1990100	0.00	0.00
TOTAL		0.00	0.00

12 Compensation of Employees

Item Description	Item Code	Current Period	Previous Period
		Kshs	Kshs
Basic Salaries - Permanent Employees	2110100	2,111,664,892.30	1,942,338,398.45
Basic Wages - Temporary Employees	2110200	4,236,134,165.20	3,414,406,038.50
Personal Allowances paid as part of Salary	2110300	4,032,756,145.85	4,109,266,043.15
Personal Allowances paid as Reimbursements	2110400	83,413,850.90	96,346,059.00
Personal Allowances provided in Kind	2110500	0.00	0.00
Employer Contributions to Compulsory National Social Security Schemes	2120100	990,600.00	618,600.00
Employer Contributions to Compulsory Health Insurance Schemes	2120200	0.00	0.00
Social Benefit Schemes Outside Government	2120300	73,622,162.50	57,607,312.50
TOTAL		10,538,581,816.75	9,620,582,451.60

13 Use of goods and Services

Item Description	Item Code	Current Period	Previous Period
		Kshs	Kshs
Utilities, Supplies and Services	2210100	0.00	0.00
Communication, Supplies and Services	2210200	0.00	0.00
Domestic Travel and Subsistence, and Other Transportation Costs	2210300	4,404,679,939.70	3,625,611,959.60
Foreign Travel and Subsistence, and other transportation costs	2210400	569,295,448.90	1,105,981,696.35
Printing, Advertising and Information Supplies and Services	2210500	55,366,219.90	60,058,357.65
Rentals of Produced Assets	2210600	6,476,026.85	6,490,636.00
Training Expenses	2210700	53,321,242.00	66,866,924.00
Hospitality Supplies and Servi	2210800	159,194,988.70	123,815,644.25
Insurance Costs	2210900	0.00	0.00
Specialised Materials and Supp	2211000	2,400,000.00	7,302,906.00
Office and General Supplies and Services	2211100	42,291,348.00	27,108,497.60
Fuel Oil and Lubricants	2211200	24,407,554.15	6,247,052.70
Other Operating Expenses	2211300	2,538,672,136.85	2,482,743,938.50
Routine Maintenance - Vehicles	2220100	13,339,953.00	30,449,514.15
Routine Maintenance - Other Assets	2220200	32,423,974.80	21,871,172.55
Exchange Rate Losses	2230100	0.00	0.00
TOTAL		7,901,868,832.85	7,564,548,299.35

14 Subsidies

Item Description	Item Code	Current Period	Previous Period
		Kshs	Kshs
Subsidies to Public Corporations	2510000	0.00	0.00
Subsidies to Private Enterprises	2520000	0.00	0.00
TOTAL		0.00	0.00

15 Transfers to Other Government Units

Item Description	Item Code	Current Period	Previous Period
		Kshs	Kshs
Current Grants to Government Agencies and other Levels of Government	2630100	0.00	0.00
Capital Grants to Government Agencies and other Levels of Government	2630200	0.00	0.00
Other Current Transfers, Grants and Subsidies	2640400	0.00	0.00
Other Capital Grants and Trans	2640500	70,000,000.00	75,000,000.00
TOTAL		70,000,000.00	75,000,000.00

16 Other Grants and Transfers

Item Description	Item Code	Current Period	Previous Period
		Kshs	Kshs
Grants and Transfers to Foreign Governments	2610100	0.00	0.00
Membership Fees and Dues and Subscriptions to International Organizations	2620100	9,651,500.00	25,672,311.50
Membership Fees and Dues and Subscriptions to International Organizations (Continued)	2620200	0.00	0.00
Scholarships and other Educational Benefits	2640100	0.00	0.00
Emergency Relief and Refugee Assistance	2640200	0.00	0.00
Grants to Small Businesses, Cooperatives, and Self Employed	2640300	0.00	0.00
	2649900	0.00	0.00
TOTAL		9,651,500.00	25,672,311.50

17 Social Security Benefits

Item Description	Item Code	Current Period	Previous Period
		Kshs	Kshs
Government Pension and Retirement Benefits	2710100	5,000,000.00	2,500,000.00
Social Security Benefits	2710200	0.00	0.00
Employer Social Benefits	2710300	150,000.00	179,079.00
Refund of Pension to UK Government	2720100	0.00	0.00
Refund of Contributions to WCPS and other Ex-Gratia	2720200	0.00	0.00
TOTAL		5,150,000.00	2,679,079.00

18 Acquisition of Assets

Item Description	Item Code	Current Period	Previous Period
		Kshs	Kshs
Purchase of Buildings	3110100	0.00	0.00
Construction of Building	3110200	0.00	0.00
Refurbishment of Buildings	3110300	0.00	0.00
Construction of Roads	3110400	0.00	0.00
Construction and Civil Works	3110500	0.00	0.00
Overhaul and Refurbishment of Construction and Civil Works	3110600	0.00	0.00
Purchase of Vehicles and Other Transport Equipment	3110700	84,922,788.60	60,320,374.20
Overhaul of Vehicles and Other Transport Equipment	3110800	0.00	0.00
Purchase of Household Furniture and Institutional Equipment	3110900	0.00	0.00
Purchase of Office Furniture and General Equipment	3111000	34,516,290.00	11,396,870.00
Purchase of Specialised Plant, Equipment and Machinery	3111100	12,916,500.00	0.00
Rehabilitation and Renovation of Plant, Machinery and Equipment	3111200	0.00	0.00
Purchase of Certified Seeds, Breeding Stock and Live Animals	3111300	0.00	0.00
Research, Feasibility Studies, Project Preparation and Design, Project Supervision	3111400	0.00	0.00
Rehabilitation of Civil Works	3111500	0.00	0.00
Purchase of Specialised Plant	3112200	0.00	0.00
Acquisition of Strategic Stocks	3120100	0.00	0.00
Acquisition of Other Inventori	3120200	0.00	0.00
Acquisition of Land	3130100	0.00	0.00
Acquisition of Other Intangible Assets	3130200	0.00	0.00
Domestic Lending and On-lending	4110000	0.00	0.00
Domestic Equity Participation	4120000	0.00	0.00
Other Domestic Accounts Receivable	4130000	0.00	0.00
Foreign Lending and On- Lending	4140000	0.00	0.00
Foreign Equity Participation	4150000	0.00	0.00
Other Foreign Accounts Receivable	4160000	0.00	0.00
TOTAL		132,355,578.60	71,717,244.20

19 Finance Costs, including Loan Interest

Item Description	Item Code	Current Period	Previous Period
		Kshs	Kshs
Interest Payments on Foreign Borrowing	2410100	0.00	0.00
Interest Payments on Guaranteed Debt	2410200	0.00	0.00
Interest on Domestic Borrowing	2420000	0.00	0.00
Interest on Borrowing From Other Government Units	2430000	0.00	0.00
TOTAL		0.00	0.00

20 Repayment of Principal on Domestic and Foreign Borrowing

Item Description	Item Code	Current Period	Previous Period
		Kshs	Kshs
Repayments on Borrowings from General Government	5510100	0.00	0.00
Repayments on Borrowings from Monetary Authorities (Central Bank)	5510200	0.00	0.00
Repayments on Borrowings from Other Domestic Depository Corporations (Commercial Banks)	5510300	0.00	0.00
Repayments on Borrowings from Other Domestic Financial Institutions	5510400	0.00	0.00
Repayments on Borrowings from Other Domestic Creditors	5510500	0.00	0.00
Principal Repayments on Foreign Borrowing	5510600	0.00	0.00
Principal Repayments on Guaranteed Debt Taken over by Government	5520000	0.00	0.00
Principal Repayments on Guaranteed Domestic Debt Taken over by Government	5520100	0.00	0.00
Principal Repayments on Guaranteed Foreign Debt Taken over by Government	5520200	0.00	0.00
Repayments on Borrowings from Other Domestic Creditors	5610000	0.00	0.00
Repayments on Borrowings from Other Domestic Creditors - Private Enterprises	5610500	0.00	0.00
	5620000	0.00	0.00
Repayments on Borrowings from Other Domestic Creditors - Public Enterprises	5620100	0.00	0.00
TOTAL		0.00	0.00

21 Other payments

Item Description	Item Code	Current Period	Previous Period
		Kshs	Kshs
Budget Reserves	2810100	0.00	0.00
Civil Contingency Reserves	2810200	0.00	0.00
Capital Transfer to Non Financial Public Enterprises	2820100	0.00	0.00
Capital Transfer to Public Financial Institutions and Enterprises	2820200	0.00	0.00
Capital Transfer to Private Non-Financial Enterprises	2820300	0.00	0.00
System Required Expenses	2990100	0.00	0.00
	2999900	0.00	0.00
TOTAL		0.00	0.00

22A Bank Balances

Item Description	Item Code	Current Period	Previous Period
		Kshs	Kshs
Special Accounts	6510000	0.00	0.00
Treasury Bank Accounts (Exchequer and CRF Accounts)	6520000	0.00	0.00
Recurrent Bank Accounts	6530000	1,058,487,180.00	618,798.20
Development Bank Accounts	6540000	0.00	0.00
Deposit Bank Account	6550000	0.00	0.00
Project Specific Bank Accounts	6570000	0.00	0.00
Foreign Currency and Foreign D	6590101	0.00	0.00
Foreign Currency and Foreign D	6590203	0.00	0.00
TOTAL		1,058,487,180.00	618,798.20

22B Cash Balances

Item Description	Item Code	Current Period	Previous Period
		Kshs	Kshs
Cash in Hand	6580000	1,155,462.20	0.00
Foreign Currency and Foreign D	6590201	0.00	0.00
TOTAL		1,155,462.20	0.00

23 Accounts Receivables - Outstanding Imprest and Clearance Accounts

Item Description	Item Code	Current Period	Previous Period
		Kshs	Kshs
Domestic Debtors & Advances	6710000	2,178,131.10	1,866,063.00
Debtors & Advances - Govt Owne	6720000	0.00	0.00
Foreign Debtors & Advances	6730000	0.00	0.00
Other Debtors & Pre-payments	6740000	5,344,849.00	0.00
Government Imprests	6760000	8,869,990.00	13,770,411.70
Agency Accounts	6770000	0.00	0.00
Suspense & Clearance Account	6780000	0.00	0.00

Item Description	Item Code	Current Period	Previous Period
Other Current Assets (System r	6790000	0.00	0.00
TOTAL		16,392,970.10	15,636,474.70

24. ACCOUNTS PAYABLE

Item Description	Item code	Current Period	Previous Period
		Kshs	Kshs
Revolving Funds	7350000	0.00	0.00
Other Liabilities	7320000	0.00	(0.35)
Deposits	7310000	0.00	0.00
Withholding Taxes	7380000	0.00	0.00
System Required Liabilities A/cs	7390000	0.00	0.00
TOTAL		0.00	(0.35)

25. FUND BALANCES BROUGHT FORWARD

Item Description	Item Code	Current Period	Previous Period
		Kshs	Kshs
Opening Balance Bank	22A	618,798.20	(1,395,892,399.35)
Opening Balance Cash	22B	0.00	2,453,927.80
Opening Balance Receivables - Imprest and Clearance Accounts	23	15,636,474.70	25,371,742.00
Opening Balance - Deposits	24	0.35	1,645,717,993.55
TOTAL		16,255,273.25	277,651,264.00

26. PRIOR YEAR ADJUSTMENTS

Item Description	Item Code	Current Period	Previous Period
		Kshs	Kshs
County Transfers	9910300	21,464,317.00	277,651,262.25
Exchequer Provisions	9910200	0.00	0.00
TOTAL		21,464,317.00	277,651,262.00



Trial Balance Comparison Report

Entity: 2042-National Assembly

Current Period: JUL-20 To JUN-21

Compare With: JUL-19 To ADJ2-20

Account No and Description	Current Period		Previous period	
	Debit Balance Kshs	Credit Balance Kshs	Debit Balance Kshs	Credit Balance Kshs
1450101 Sundry Revenue	0.00	0.00	0.00	0.00
1450100 Paid to Exchequer	0.00	0.00	0.00	0.00
1450000 Other Receipts Not Elsewhere Classified	0.00	0.00	0.00	0.00
2110105 Basic Salaries - Members of Parliament	1,647,755,737.15	0.00	1,544,865,658.00	0.00
2110112 Basic Salaries - National Assembly	463,909,155.15	0.00	397,472,740.45	0.00
2110100 Basic Salaries - Permanent Employees	2,111,664,892.30	0.00	1,942,338,398.45	0.00
2110201 Contractual Employees	4,236,134,165.20	0.00	3,414,406,038.50	0.00
2110200 Basic Wages - Temporary Employees	4,236,134,165.20	0.00	3,414,406,038.50	0.00
2110301 House Allowance	304,644,450.00	0.00	286,056,755.00	0.00
2110302 Horaria	0.00	0.00	0.00	0.00
2110303 Acting Allowance	460,000.00	0.00	496,000.00	0.00
2110304 Overtime - Civil Service	5,443,702.00	0.00	6,673,162.80	0.00
2110310 Top-up Allowance	0.00	0.00	0.00	0.00
2110312 Responsibility Allowance	98,186,100.00	0.00	99,899,400.00	0.00
2110313 Entertainment Allowance	31,863,240.00	0.00	28,889,100.00	0.00
2110314 Transport Allowance	127,190,350.00	0.00	352,213,677.95	0.00
2110315 Extreneous Allowance	32,126,150.00	0.00	29,004,800.00	0.00
2110316 Security Allowance	274,605,620.00	0.00	267,553,216.00	0.00
2110317 Domestic Servant Allowance	1,708,800.00	0.00	1,646,400.00	0.00
2110318 n Practising Allowance	16,657,650.00	0.00	14,993,100.00	0.00
2110320 Leave Allowance	39,758,908.65	0.00	33,927,616.60	0.00
2110321 Administrative Allowance	1,131,595,254.70	0.00	1,060,693,789.80	0.00
2110323 Late Duty Allowance	95,355,900.00	0.00	86,612,700.00	0.00
2110325 Car Maintenance Allowance	1,487,969,820.50	0.00	1,491,237,309.60	0.00
2110328 National Assembly Attendance Allowance	385,190,200.00	0.00	349,369,015.40	0.00
2110300 Personal Allowances paid as part of Salary	4,032,756,145.85	0.00	4,109,266,043.15	0.00
2110403 Refund of Medical Expenses - Ex-Gratia	29,909,093.80	0.00	45,391,641.00	0.00
2110405 Telephone Allowance	53,504,757.10	0.00	50,954,418.00	0.00
2110400 Personal Allowances paid as Reimbursements	83,413,850.90	0.00	96,346,059.00	0.00
2110000 Wages and Salary Contributions	10,463,969,054.25	0.00	9,562,356,539.10	0.00
2120101 Employer Contributions to National Social Security Fund	990,600.00	0.00	618,600.00	0.00
2120100 Employer Contributions to Compulsory National Social Security Schemes	990,600.00	0.00	618,600.00	0.00
2120301 Employer Contributions to Private Social Security Funds and Schemes	73,622,162.50	0.00	57,607,312.50	0.00
2120300 Social Benefit Schemes Outside Government	73,622,162.50	0.00	57,607,312.50	0.00
2120000 Social Contributions	74,612,762.50	0.00	58,225,912.50	0.00
2210301 Travel Costs (airlines, bus, railway, mileage allowances, etc.)	2,798,429,552.70	0.00	2,648,807,326.85	0.00
2210302 Accommodation - Domestic Travel	269,854,680.30	0.00	309,149,782.20	0.00
2210303 Daily Subsistence Allowance	1,336,395,706.70	0.00	667,626,250.55	0.00
2210304 Sundry Items (e.g. airport tax, taxis, etc?)	0.00	0.00	28,600.00	0.00
2210300 Domestic Travel and Subsistence, and Other Transportation Costs	4,404,679,939.70	0.00	3,625,611,959.60	0.00
2210401 Travel Costs (airlines, bus, railway, etc.)	249,192,443.90	0.00	550,707,952.35	0.00
2210402 Accommodation	86,895,887.00	0.00	182,458,194.50	0.00
2210403 Daily Subsistence Allowance	233,207,118.00	0.00	372,815,549.50	0.00
2210404 Sundry Items (e.g. airport tax, taxis, etc?)	0.00	0.00	0.00	0.00
2210400 Foreign Travel and Subsistence, and other transportation costs	569,295,448.90	0.00	1,105,981,696.35	0.00
2210502 Publishing & Printing Services	582,500.00	0.00	0.00	0.00
2210504 Advertising, Awareness and Publicity Campaigns	54,783,719.90	0.00	60,058,357.65	0.00
2210500 Printing , Advertising and Information Supplies and Services	55,366,219.90	0.00	60,058,357.65	0.00

Account No and Description	Current Period		Previous period	
	Debit Balance	Credit Balance	Debit Balance	Credit Balance
2210604 Hire of Transport, Equipment	6,476,026.85	0.00	6,490,636.00	0.00
2210600 Rentals of Produced Assets	6,476,026.85	0.00	6,490,636.00	0.00
2210701 Travel Allowance	53,321,242.00	0.00	66,866,924.00	0.00
2210702 Remuneration of Instructors and Contract Based Training Services	0.00	0.00	0.00	0.00
2210703 Production and Printing of Training Materials	0.00	0.00	0.00	0.00
2210705 Field Training Attachments	0.00	0.00	0.00	0.00
2210700 Training Expenses	53,321,242.00	0.00	66,866,924.00	0.00
2210801 Catering Services (receptions), Accommodation, Gifts, Food and Drinks	32,147,300.00	0.00	32,091,134.00	0.00
2210802 Boards, Committees, Conferences and Seminars	127,047,688.70	0.00	91,724,510.25	0.00
2210800 Hospitality Supplies and Servi	159,194,988.70	0.00	123,815,644.25	0.00
2211015 Foods and Rations	1,750,000.00	0.00	0.00	0.00
2211016 Purchase of Uniforms and Clothing - Staff	650,000.00	0.00	7,302,906.00	0.00
2211000 Specialised Materials and Supp	2,400,000.00	0.00	7,302,906.00	0.00
2211101 General Office Supplies (papers, pencils, forms, small office equipment etc)	23,209,052.00	0.00	12,670,335.00	0.00
2211102 Supplies and Accessories for Computers and Printers	19,082,296.00	0.00	14,438,162.60	0.00
2211100 Office and General Supplies and Services	42,291,348.00	0.00	27,108,497.60	0.00
2211201 Refined Fuels and Lubricants for Transport	24,407,554.15	0.00	6,247,052.70	0.00
2211200 Fuel Oil and Lubricants	24,407,554.15	0.00	6,247,052.70	0.00
2211305 Contracted Guards and Cleaning Services	0.00	0.00	0.00	0.00
2211310 Contracted Professional Services	80,237,020.00	0.00	1,737,343.60	0.00
2211325 Constituency Office Expenses	2,458,435,116.85	0.00	2,481,006,594.90	0.00
2211300 Other Operating Expenses	2,538,672,136.85	0.00	2,482,743,938.50	0.00
2210000 Goods and Services	7,856,104,905.05	0.00	7,512,227,612.65	0.00
2220101 Maintenance Expenses - Motor Vehicles	13,339,953.00	0.00	30,449,514.15	0.00
2220100 Routine Maintenance - Vehicles	13,339,953.00	0.00	30,449,514.15	0.00
2220201 Maintenance of Plant, Machinery and Equipment (including lifts)	3,299,356.00	0.00	2,168,026.95	0.00
2220205 Maintenance of Buildings and Stations -- Non-Residential	15,753,115.70	0.00	18,918,507.20	0.00
2220210 Maintenance of Computers, Software, and Networks	13,371,503.10	0.00	784,638.40	0.00
2220200 Routine Maintenance - Other Assets	32,423,974.80	0.00	21,871,172.55	0.00
2220000 Routine Maintenance	45,763,927.80	0.00	52,320,686.70	0.00
2620182 Contribution to Commonwealth Parliamentary Association	8,531,500.00	0.00	14,672,311.50	0.00
2620184 Contribution to Other Parliamentary Associations	1,120,000.00	0.00	11,000,000.00	0.00
2620100 Membership Fees and Dues and Subscriptions to International Organizations	9,651,500.00	0.00	25,672,311.50	0.00
2620000 Grants and Other Transfers to International Organizations	9,651,500.00	0.00	25,672,311.50	0.00
2640502 Capital Transfer to Individual	20,000,000.00	0.00	5,000,000.00	0.00
2640503 Other Capital Grants and Trans	50,000,000.00	0.00	70,000,000.00	0.00
2640500 Other Capital Grants and Trans	70,000,000.00	0.00	75,000,000.00	0.00
2640000 Other Transfers and Emergency Relief	70,000,000.00	0.00	75,000,000.00	0.00
2710115 Refund Exgratia and Other Service Gratuities	5,000,000.00	0.00	2,500,000.00	0.00
2710100 Government Pension and Retirement Benefits	5,000,000.00	0.00	2,500,000.00	0.00
2710301 Employer Social Benefits in Cash	150,000.00	0.00	179,079.00	0.00
2710300 Employer Social Benefits	150,000.00	0.00	179,079.00	0.00
2710000 Social Security Benefits	5,150,000.00	0.00	2,679,079.00	0.00
3110701 Purchase of Motor Vehicles	84,922,788.60	0.00	60,320,374.20	0.00
3110700 Purchase of Vehicles and Other Transport Equipment	84,922,788.60	0.00	60,320,374.20	0.00
3111001 Purchase of Office Furniture and Fittings	15,568,000.00	0.00	5,832,010.00	0.00
3111002 Purchase of Computers, Printers and other IT Equipment	10,714,140.00	0.00	2,315,360.00	0.00
3111009 Purchase of other Office Equipment	8,234,150.00	0.00	3,249,500.00	0.00
3111000 Purchase of Office Furniture and General Equipment	34,516,290.00	0.00	11,396,870.00	0.00
3111111 Purchase of ICT Networking and Communication Equipment	12,916,500.00	0.00	0.00	0.00
3111100 Purchase of Specialised Plant, Equipment and Machinery	12,916,500.00	0.00	0.00	0.00

Account No and Description	Current Period		Previous period	
	Debit Balance	Credit Balance	Debit Balance	Credit Balance
3110000 Acquisition of Fixed Capital Assets	132,355,578.60	0.00	71,717,244.20	0.00
6530101 Ministry HQ Recurrent Bank A/C	1,058,487,180.00	0.00	618,798.20	0.00
6530100 Recurrent Bank Accounts	1,058,487,180.00	0.00	618,798.20	0.00
6530000 Recurrent Bank Accounts	1,058,487,180.00	0.00	618,798.20	0.00
6580101 Cash	1,155,462.20	0.00	0.00	0.00
6580104 Cash in Transit	0.00	0.00	0.00	0.00
6580100 Cash in Hand	1,155,462.20	0.00	0.00	0.00
6580000 Cash in Hand	1,155,462.20	0.00	0.00	0.00
6710102 Salary Paid in Advance	0.00	0.00	0.00	0.00
6710103 Salary advance	2,178,131.10	0.00	1,866,063.00	0.00
6710100 Debtors & Advances - Employees	2,178,131.10	0.00	1,866,063.00	0.00
6710000 Domestic Debtors & Advances	2,178,131.10	0.00	1,866,063.00	0.00
6740101 Prepayment	0.00	0.00	0.00	0.00
6740102 R/D Cheques	0.00	5,344,849.00	0.00	0.00
6740100 Other Debtors & Pre-payments	0.00	5,344,849.00	0.00	0.00
6740000 Other Debtors & Pre-payments	0.00	5,344,849.00	0.00	0.00
6760101 Standing Imprests	0.00	0.00	0.00	0.00
6760103 Temporary Imprests	8,869,990.00	0.00	13,770,411.70	0.00
6760100 Imprests	8,869,990.00	0.00	13,770,411.70	0.00
6760000 Government Imprests	8,869,990.00	0.00	13,770,411.70	0.00
6780111 Salary Advance Recovery	0.00	0.00	0.00	0.00
6780100 Suspense & Clearance Account	0.00	0.00	0.00	0.00
6780000 Suspense & Clearance Account	0.00	0.00	0.00	0.00
7310101 General Deposits	0.00	0.00	0.00	0.00
7310107 10% Retention Money	0.00	0.00	0.00	0.00
7310108 Professional Fees (Survey)	0.00	0.00	0.00	0.00
7310100 General Deposits Items	0.00	0.00	0.00	0.00
7310000 Deposits	0.00	0.00	0.00	0.00
7320001 PAYE	0.00	0.00	0.00	0.00
7320016 Mortgages	0.00	0.00	0.00	0.00
7320000 Other Liabilities	0.00	0.00	0.00	0.00
7320101 PAYE	0.00	0.00	0.00	0.10
7320102 NHIF	0.00	0.00	0.45	0.00
7320103 House Rent	0.00	0.00	0.00	0.00
7320104 Car Loans	0.00	0.00	0.00	0.00
7320106 NSSF	0.00	0.00	0.00	0.00
7320107 Co-operatives	0.00	0.00	0.00	0.00
7320108 Insurances	0.00	0.00	0.00	0.00
7320109 Hire Purchases	0.00	0.00	0.00	0.00
7320110 Court Attachments	0.00	0.00	0.00	0.00
7320114 Union Dues	0.00	0.00	0.00	0.00
7320115 Save As You Earn (SAYE)	0.00	0.00	0.00	0.00
7320116 Mortgages / Bank Loans	0.00	0.00	0.00	0.00
7320117 Govt. Liability Attachments	0.00	0.00	0.00	0.00
7320120 Staff Contribution	0.00	0.00	0.00	0.15
7320121 Salary Overpayment Refunds	0.00	0.00	0.00	0.00
7320199 Salary Control Account	0.00	0.00	0.15	0.00
7320100 Salary Deductions	0.00	0.00	0.60	0.25
7320000 Other Liabilities	0.00	0.00	0.60	0.25
7350104 Employee Liabilities	0.00	0.00	0.00	0.00
7350100	0.00	0.00	0.00	0.00
7350000 Revolving Funds	0.00	0.00	0.00	0.00
7380102 VAT Withholding	0.00	0.00	0.00	0.00
7380100	0.00	0.00	0.00	0.00
7380000 Withholding Taxes	0.00	0.00	0.00	0.00
7390103 AP Liabilities	0.00	0.00	0.00	0.00
7390100 System Required Liabilities	0.00	0.00	0.00	0.00
7399999 Cash Clearing A/c	0.00	0.00	0.00	0.00
7399900	0.00	0.00	0.00	0.00
7390000 System Required Liabilities A/cs	0.00	0.00	0.00	0.00
9910101 Provision for Encumbrance	0.10	0.00	0.10	0.00
9910100 General Provisions	0.10	0.00	0.10	0.00
9910201 Exchequer Releases/ Provisioning Account	0.00	99,531,630,475.65	0.00	79,803,467,789.40
9910200 Exchequer Provisions	0.00	99,531,630,475.65	0.00	79,803,467,789.40
9910301 Transfers From CRF A/C to Ministries	1,764,665,282.30	0.00	1,743,200,965.30	0.00
9910300 County Transfers	1,764,665,282.30	0.00	1,743,200,965.30	0.00
9910000 Provisions	1,764,665,282.40	99,531,630,475.65	1,743,200,965.40	79,803,467,789.40
9999999 Consolidated Fund	78,044,011,550.75	0.00	60,683,812,165.10	0.00
9999900	78,044,011,550.75	0.00	60,683,812,165.10	0.00
9990000 Opening Balance Reserves	78,044,011,550.75	0.00	60,683,812,165.10	0.00
Total	99,536,975,324.65	99,536,975,324.65	79,803,467,789.65	79,803,467,789.65

The Statement has been prepared, reviewed and approved by the following:

Prepared By: _____

Date: _____

Reviewed By: _____

Date: _____

Approved By: _____

Date: _____



STATEMENT OF RECEIPTS AND PAYMENTS

Entity: 2042-National Assembly

Current Period: JUL-20 To JUN-21

Compare With: JUL-19 To JUN-20

	Note	Current Period	Previous Period
RECEIPTS			
Tax Receipts	1	0.00	0.00
Social Security Contribution	2	0.00	0.00
Proceeds from Domestic and Foreign Grants	3	0.00	0.00
Exchequer releases	4	19,728,162,686.25	17,376,454,657.25
Transfers from Other Government Entities	5	0.00	0.00
Proceeds from Domestic Borrowings	6	0.00	0.00
Proceeds from Foreign Borrowings	7	0.00	0.00
Proceeds from Sales of Assets	8	0.00	0.00
Reimbursements and Refunds	9	0.00	0.00
Returns of Equity Holdings	10	0.00	0.00
Other Receipts	11	0.00	0.00
TOTAL RECEIPTS		19,728,162,686.25	17,376,454,657.25
PAYMENTS			
Compensation of Employees	12	10,538,581,816.75	9,620,582,451.60
Use of goods and Services	13	7,901,868,832.85	7,564,548,299.35
Subsidies	14	0.00	0.00
Transfers to Other Government Units	15	70,000,000.00	75,000,000.00
Other Grants and Transfers	16	9,651,500.00	25,672,311.50
Social Security Benefits	17	5,150,000.00	2,679,079.00
Acquisition of Assets	18	132,355,578.60	71,717,244.20
Finance Costs, including Loan Interest	19	0.00	0.00
Repayment of Principal on Domestic and Foreign Borrowing	20	0.00	0.00
Other payments	21	0.00	0.00
TOTAL PAYMENTS		18,657,607,728.20	17,360,199,385.65
SURPLUS/DEFICIT		1,070,554,958.05	16,255,271.60

The Statement has been prepared, reviewed and approved by the following:

Prepared By: _____

Date: _____

Reviewed By: _____

Date: _____

Approved By: _____

Date: _____



Statement of Financial Position

Entity: 2042-National Assembly

Current Period: JUL-20 To JUN-21

Compare With: JUL-19 To JUN-20

	Note	Current Period	Previous Period
		Kshs	Kshs
FINANCIAL ASSETS			
Cash and Cash Equivalents			
Bank Balances	22A	1,058,487,180.00	618,798.20
Cash Balances	22B	1,155,462.20	0.00
Total Cash And Cash Equivalents		1,059,642,642.20	618,798.20
Accounts Receivables - Outstanding Imprest and Clearance Accounts	23	5,703,272.10	15,636,474.70
TOTAL FINANCIAL ASSETS		1,065,345,914.30	16,255,272.90
Financial Liabilities			
Accounts Payables - Deposits	24	0.00	(0.35)
NET FINANCIAL ASSETS		1,065,345,914.30	16,255,273.25
REPRESENTED BY			
Fund Balance b/fwd	25	16,255,273.25	277,651,264.00
Prior Year Adjustment	26	(21,464,317.00)	(277,651,262.25)
Surplus/Deficit for the Year		1,070,554,958.05	16,255,271.60
NET FINANCIAL POSITION		1,065,345,914.30	16,255,273.35

The Statement has been prepared, reviewed and approved by the following:

Prepared By: _____

Date: _____

Reviewed By: _____

Date: _____

Approved By: _____

Date: _____

**STATEMENT OF CASH FLOW**

Entity: 2042-National Assembly
Current Period: JUL-20 To JUN-21
Compare With: JUL-19 To JUN-20

	Note	Current Period Kshs	Previous Period Kshs
Receipts and operating income			
Tax Receipts	1	0.00	0.00
Social Security Contribution	2	0.00	0.00
Proceeds from Domestic and Foreign Grants	3	0.00	0.00
Exchequer releases	4	19,728,162,686.25	17,376,454,657.25
Transfers from Other Government Entities	5	0.00	0.00
Reimbursements and Refunds	9	0.00	0.00
Returns of Equity Holdings	10	0.00	0.00
Other Receipts	11	0.00	0.00
Payments for Operating Expenses			
Compensation of Employees	12	10,538,581,816.75	9,620,582,451.60
Use of goods and Services	13	7,901,868,832.85	7,564,548,299.35
Subsidies	14	0.00	0.00
Transfers to Other Government Units	15	91,464,317.00	352,651,262.25
Other Grants and Transfers	16	9,651,500.00	25,672,311.50
Social Security Benefits	17	5,150,000.00	2,679,079.00
Finance Costs, including Loan Interest	19	0.00	0.00
Other payments	21	0.00	0.00
Adjusted for :			
Adjustments during the year		9,933,202.95	1,655,453,260.50
Prior year adjustments		(21,464,317.00)	(277,651,262.25)
Net Cash From Operating Activities	A	1,169,915,105.60	1,188,123,251.80
Cash Flow From Investing Activities			
Proceeds from Sales of Assets	8	0.00	0.00
Acquisition of Assets	18	132,355,578.60	71,717,244.20
Net Cash Flow From Investing Activities	B	(132,355,578.60)	(71,717,244.20)
Cash Flow From Borrowing Activities			
Proceeds from Domestic Borrowings	6	0.00	0.00
Proceeds from Foreign Borrowings	7	0.00	0.00
Repayment of Principal on Domestic and Foreign Borrowing	20	0.00	0.00
Net Cash Flow From Financing Activities	C	0.00	0.00
NET INCREASE IN CASH AND CASH EQUIVALENT	A+B+C	1,037,559,527.00	1,116,406,007.60
Cash and Cash Equivalent at BEGINNING of The Year		618,798.20	(1,393,438,471.55)
Cash and Cash Equivalent at END of The Year	22A+22B	1,059,642,642.20	618,798.20

The Statement has been prepared, reviewed and approved by the following:

Prepared By: _____

Date: _____

Reviewed By: _____

Date: _____

Approved By: _____

Date: _____



Statement of Budget Execution - Recurrent Expenditure

Entity: 2042-National Assembly

Current Period: JUL-20 To JUN-21

	Note	Printed Estimate	Reallocation / Transfer	Supplementary Estimates	Final Approved Estimate (Net)	Actual	Budget Utilization Differences	% of Utilization
RECEIPTS								
Tax Receipts	1	0.00	0.00	0.00	0.00	0.00	0.00	0.00%
Social Security Contribution	2	0.00	0.00	0.00	0.00	0.00	0.00	0.00%
Proceeds from Domestic and Foreign Grants	3	0.00	0.00	0.00	0.00	0.00	0.00	0.00%
Exchequer releases	4	0.00	0.00	0.00	0.00	19,728,162,686.25	(19,728,162,686.25)	0.00%
Transfers from Other Government Entities	5	0.00	0.00	0.00	0.00	0.00	0.00	0.00%
Proceeds from Domestic Borrowings	6	0.00	0.00	0.00	0.00	0.00	0.00	0.00%
Proceeds from Foreign Borrowings	7	0.00	0.00	0.00	0.00	0.00	0.00	0.00%
Proceeds from Sales of Assets	8	0.00	0.00	0.00	0.00	0.00	0.00	0.00%
Reimbursements and Refunds	9	0.00	0.00	0.00	0.00	0.00	0.00	0.00%
Returns of Equity Holdings	10	0.00	0.00	0.00	0.00	0.00	0.00	0.00%
Other Receipts	11	0.00	0.00	0.00	0.00	0.00	0.00	0.00%
Total		0.00	0.00	0.00	0.00	19,728,162,686.25	(19,728,162,686.25)	0.00%
PAYMENTS								
Compensation of Employees	12	5,030,555,571.00	0.00	6,620,555,571.00	11,651,111,142.00	10,538,581,816.75	1,112,529,325.25	90.45%
Use of goods and Services	13	4,722,694,316.50	0.00	4,722,694,316.50	9,445,388,633.00	7,901,868,832.85	1,543,519,800.15	83.66%
Subsidies	14	0.00	0.00	0.00	0.00	0.00	0.00	0.00%
Transfers to Other Government Units	15	35,000,000.00	0.00	35,000,000.00	70,000,000.00	70,000,000.00	0.00	100.00%
Other Grants and Transfers	16	19,000,000.00	0.00	19,000,000.00	38,000,000.00	9,651,500.00	28,348,500.00	25.40%
Social Security Benefits	17	5,500,000.00	0.00	5,500,000.00	11,000,000.00	5,150,000.00	5,850,000.00	46.82%
Acquisition of Assets	18	200,000,000.00	0.00	200,000,000.00	400,000,000.00	132,355,578.60	267,644,421.40	33.09%
Finance Costs, including Loan Interest	19	0.00	0.00	0.00	0.00	0.00	0.00	0.00%
Repayment of Principal on Domestic and Foreign Borrowing	20	0.00	0.00	0.00	0.00	0.00	0.00	0.00%
Other payments	21	10,012,749,887.50	0.00	11,602,749,887.50	21,615,499,775.00	18,657,607,728.20	2,957,892,046.80	86.32%
Total		10,012,749,887.50	0.00	11,602,749,887.50	21,615,499,775.00	18,657,607,728.20	2,957,892,046.80	86.32%



Statement of Budget Execution - Recurrent Expenditure

Entity: 2042-National Assembly

Current Period: JUL-20 To JUN-21

The Statement has been prepared, reviewed and approved by the following:

Prepared By: _____

Date: _____

Reviewed By: _____

Date: _____

Approved By: _____

Date: _____



Budget Execution by Programme and Economic Classification

Entity: 2042-National Assembly

Period: JUL-20 To JUN-21

Program	Item	Description	Approved Budget	Actual Payments	Variance
0721000000		Legislation and Representation	21,615,499,775.00	18,657,627,728.20	2,957,872,046.80
	2110000	Wages and Salary Contributions	11,534,722,199.00	10,463,969,054.25	1,070,753,144.75
	2120000	Social Contributions	116,388,943.00	74,612,762.50	41,776,180.50
	2210000	Goods and Services	9,240,388,633.00	7,856,124,905.05	1,384,263,727.95
	2220000	Routine Maintenance	205,000,000.00	45,763,927.80	159,236,072.20
	2620000	Grants and Other Transfers to International Organizations	38,000,000.00	9,651,500.00	28,348,500.00
	2640000	Other Transfers and Emergency Relief	70,000,000.00	70,000,000.00	0.00
	2710000	Social Security Benefits	11,000,000.00	5,150,000.00	5,850,000.00
	3110000	Acquisition of Fixed Capital Assets	400,000,000.00	132,355,578.60	267,644,421.40
0722000000		Legislative Oversight	0.00	(20,000.00)	20,000.00
	2110000	Wages and Salary Contributions	0.00	0.00	0.00
	2210000	Goods and Services	0.00	(20,000.00)	20,000.00
		Grand Total	21,615,499,775.00	18,657,607,728.20	2,957,892,046.80

The Statement has been prepared, reviewed and approved by the following:

Prepared By: _____

Date: _____

Reviewed By: _____

Date: _____

Approved By: _____

Date: _____



Budget Execution by Heads and Programmes

Entity: 2042-National Assembly

Period: JUL-20 To JUN-21

Head	Program	Description	Approved Budget	Actual Payments	Variance
2041000100		National Assembly	0.00	0.00	0.00
	0721000000	Legislation and Representation	0.00	0.00	0.00
2041000200		Legislative National Assembly	0.00	(200,000.00)	200,000.00
	0721000000	Legislation and Representation	0.00	(200,000.00)	200,000.00
	0722000000	Legislative Oversight	0.00	0.00	0.00
2042000100		Office of The Clerk	2,997,425,175.00	2,067,396,724.75	930,028,450.25
	0722000000	Legislative Oversight	0.00	0.00	0.00
	0721000000	Legislation and Representation	2,997,425,175.00	2,067,396,724.75	930,028,450.25
2042000200		Legislature	18,618,074,600.00	16,590,411,003.45	2,027,663,596.55
	0721000000	Legislation and Representation	18,618,074,600.00	16,590,431,003.45	2,027,643,596.55
	0722000000	Legislative Oversight	0.00	(20,000.00)	20,000.00
		Grand Total	21,615,499,775.00	18,657,607,728.20	2,957,892,046.80

The Statement has been prepared, reviewed and approved by the following:

Prepared By: _____

Date: _____

Reviewed By: _____

Date: _____

Approved By: _____

Date: _____



Budget Execution By Programmes and Sub-Programmes

Entity: 2042-National Assembly

Period: JUL-20 To JUN-21

Program	Sub Program	Description	Approved Budget	Actual Payments	Variance
0721000000		Legislation and Representation	21,615,499,775.00	18,657,627,728.20	2,957,872,046.80
	0721000000	Legislation and Representation	0.00	(1,098,129.05)	1,098,129.05
	0721010000	Legislation and Representation	21,615,499,775.00	18,658,725,857.25	2,956,773,917.75
0722000000		Legislative Oversight	0.00	(20,000.00)	20,000.00
	0722010000	Legislative Oversight	0.00	(20,000.00)	20,000.00
		Grand Total	21,615,499,775.00	18,657,607,728.20	2,957,892,046.80

The Statement has been prepared, reviewed and approved by the following:

Prepared By: _____

Date: _____

Reviewed By: _____

Date: _____

Approved By: _____

Date: _____