











Annual Public Roads Programme 2014/2015

KENYA ROADS BOARD

KRB

Annual Public Roads Programme 2014/2015











"OUR VISION
An Effective
Road Network for a
Prosperous Nation"



"OUR MISSION STATEMENT
To Fund, Oversee and Coordinate Roads Development, Rehabilitation and Maintenance. We Shall Ensure Prudent Sourcing and Optimal Utilization of Resources for Socio-economic Development."

"OUR MANDATE
Is to oversee the road network in Kenya and thereby coordinate its development, rehabilitation and maintenance and to be the principal adviser to the Government on all matters related thereto."

contents

1.0 INTRODUCTION_5

1.1 Introduction_5

1.2 Background_5

1.3 Annual Public Roads Programme (APRP)_5

1.4 The APRP and Funds Releases_6

1.5 Length of the Road Network_6

1.6 Road Network Condition_6

1.7 Funding Requirements for the Road Network in Kenya_6

1.8 Impact of the Economy on RMLF_8

2.0 IMPACT OF IMPROVED ROAD INFRASTRUCTURE_8

2.1 Contributions to the National Economy_8

2.2 Funds Management and Performance_8

3.0 FUNDING ROAD PROGRAMMES IN FINANCIAL YEAR 2014/2015_8

3.1 Projected funding of the APRP for Financial Year 2014/2015_8

3.2 Proposed Funds Disbursement to Road Agencies and Sub Agencies_8

3.3 Summary of planned APRP works by Road Agencies_8

4.0 IMPLEMENTING THE FINANCIAL YEAR 2014/2015 APRP_11

4.1 Assumptions Made_11

4.2 Constraints to the APRP_11

4.3 Implementation of the APRP_11

4.4 APRP Performance Evaluation_11

5.0 OVERALL FUNDING OF THE APRP PROGRAMME IN FY 2014/2015_11

5.1 Total Proposed KRBF Funding as per Criteria contained in the KRB Act_11

5.2 Kenya National Highways Authority– KeNHA_11

5.2.1 KeNHA – Funding_11

5.2.2 Prioritization of maintenance intervention measures_11

5.3 KeRRA -Maintenance on classes D, E and other Roads_12

5.3.1 Equal Allocation Portion of 10% of the RMLF_12

5.3.2 Maintenance of Roads in Constituencies_12

5.3.3 RMLF for Development_12

5.4 Kenya Urban Roads Authority (KURA) - (Maintenance of Urban Roads)_12

5.5 Maintenance of Roads in National Parks and Game Reserves_12

5.6 10% Allocations based on Roads Sub-sector Investment Programme (RSIP)_12

5.7 Roads 2000 Strategy/Research and Development_13

annexes

Annex 1 - Total KRBF Funding Summary_15

Annex 2 - 2% KRB Operations_15

Annex 3 - 40% KeNHA Work Programme_15

Annex 4 - 40% KeNHA Administration _20

Annex 5 - 40% KeNHA Axle Load_22

Annex 6 - 10% RMLF KeRRA Work Programme_22

Annex 7 - 22% RMLF KeRRA Work Programme_35

Annex 8 - 10% and 22% KERRA Administration_71

Annex 9 - 15% KURA Work Programme_71

Annex 10 15% KURA Road Works_71

Annex 11 - 1% KWS Work Programme_83

foreward



Eng. Jacob Z. Ruwa,
Ag. Executive Director

The Kenya Vision 2030 aims to transform Kenya to a middle income country by 2030. The Government recognizes that the attainment of Vision 2030 will depend heavily on the quality of our road infrastructure through the reduction of transport costs, improvement of accessibility and road safety. The 2nd Medium Term Plan of Vision 2030 identifies a road expansion programme as one of the flagship projects.

It is projected that during FY 2014/2015, the Kenya Roads Board Fund (KRBF) will realise Ksh. 25,328,747,812 made up of Ksh. 24,865,247,812.00 from the proceeds of the Road Maintenance Levy Fund (RMLF) and Ksh. 463,500,000 from Transit Tolls. The collections will be applied to carry out road maintenance programmes in the Annual Public Roads Programme (APRP) FY2014-15. This APRP aims to preserve investments in the road infrastructure and sets out to undertake routine maintenance on 41,341km, periodic maintenance on 1,998km and spot improvement on 9,572km of roads spread throughout the country. The APRP has been prepared on the basis of the existing legal and institutional framework although the road sub-sector is currently undergoing reforms to align it to the Constitution.

Due to limitation of funds, this APRP covers about one third of the existing road network. Recent studies estimate backlog maintenance at Kshs 400 Billion and annual maintenance requirements at Kshs 50 billion per year; hence there is a huge funding gap. The Board is seeking additional funding through alternative sources such as vehicle inspection fees, insurance levy, infrastructure bond and review of the RMLF rate to close this gap.

The Road Agencies will implement the APRP using funds from the KRB-F as disbursed by the Board. To ensure that value for money is achieved, the Board will monitor the implementation through Technical Compliance, Financial and Performance audits.

The Board acknowledges the immense support it has received from the Ministry of Transport and Infrastructure, the National Treasury, road agencies, development partners and road sector stakeholders.

The implementation of this APRP will contribute to the attainment of Vision 2030 goals through an improved road network.



A section of the Mombasa road interchange under construction along the Nairobi Southern Bypass

Introduction

1.0

1.1

This Annual Public Roads Programme (APRP) presents the consolidated Annual Road Work Programmes from the designated road agencies and provides detailed allocations for all the funds accruing from KRBF in the Financial Year 2014/2015.

1.2 Background

Section 31 of the Kenya Roads Board (KRB) Act No. 7 of 1999 establishes the Kenya Roads Board Fund (KRBF) into which funds from various sources are to be deposited. The funds deposited into the KRBF are to be utilized towards the maintenance of the road network in Kenya.

The estimated projected collections of the Road Maintenance Levy Fund (RMLF) during the Financial Year 2014/2015 are **Ksh. 24,865,247,812**(twenty four billion, eight hundred and sixty five million, two hundred and fourty seven thousand, eight hundred and twelve shillings). Similarly, the estimated collections of the Transit Tolls (TT) during that same Financial Year are **Ksh. 463,500,000** (four hundred and sixty three million, five hundred thousand shillings). These two primary sources of funds will contribute nearly 99% of the funds deposited into the KRBF.

This brings the total KRBF to **Ksh. 25,328,747,812** (twenty five billion, three hundred and twenty eight million, seven hundred and fourty seven thousand, eight hundred and twelve shillings). Other funds that may be deposited into the fund include unreleased funds disbursed in FY 2013/2014 and carried over funds not disbursed at the close of the FY 2013/2014.

The sum of **Ksh. 25,328,747,812** is derived from the sum reflected in the budget statement read by the Minister for Finance in June 2014 and as contained in the printed estimates and will be reflected as an Appropriation in Aid and a line item in the Ministry responsible for Roads Recurrent Vote, under the heading 'Kenya Roads Board'.

Kenya Roads Board is fully responsible for the management of the KRBF and will account for its expenditure to the Accounting Officer of the Ministry responsible for Roads.

1.3 Annual Public Roads Programme (APRP)

As per the Kenya Roads Board Act No. 7 of 1999, KRB has a mandate to oversee the road network in Kenya and coordinate the maintenance, rehabilitation and development funded by the fund and to advise the Minister on all matters related thereto.

Section 19 (4) of the KRB Act requires KRB to review, individually, the Annual Road Works Programmes (ARWPs) submitted by Road Agencies and consolidate these ARWPs into an Annual Public Roads Programme (APRP).

This APRP is prepared by Kenya Roads Board.

This Annual Public Roads Programme has been developed



Beams being lifted to place at the Mombasa road interchange under construction along the Nairobi Southern Bypass

from the premise that the total estimated collections of the KRBF totaling **Ksh. 25,328,747,812** (twenty five billion, three hundred and twenty eight million, seven hundred and fourty seven thousand, eight hundred and twelve shillings) will be realized and utilized by the identified Road Agencies in Kenya.

The APRP shall be approved and signed by both the Cabinet Secretary for Transport and Infrastructure and the Cabinet Secretary for the National Treasury in accordance with Section 19 (5) of the KRB Act. This APRP informs the Kenyan public on the programme of road works that will be undertaken during the Financial Year 2014/2015. It will, when approved, be published and publicized.

1.4 The APRP and Funds Releases

The APRP document outlines funding for road works to be undertaken by road agencies as identified in the KRB Act and subsequent legal statutes during the Financial Year 2014/2015. Funds will be released to the road agencies and sub-agencies on a monthly basis as per collection in accordance with the approved disbursement schedule, and after deliberation and resolution of the Board. The APRP also provides a plan of action for road maintenance in subsequent years following the Mid-Term Framework format and forms the basis for monitoring and evaluation of works.

1.5 Length of the Road Network

The length of the entire Road Network in Kenya is **161,451.3**km as shown in Table 1.2.1. This information is based on the road inventory and condition survey for unclassified roads and the updated data for classified roads in 2009.

The Road Inventory and Condition Survey (RICS) for classified roads was completed in 2003 while the RICS for the unclassified network commenced in December 2006 and completed in June 2009. A new classification system covering the entire 161,451.3km was completed and presented to the then Minister for Roads in February 2011 and is to date awaiting approval.

Following the promulgation of the COK 2010 and the realignment efforts of the Ministry and KRB, there has been need to define and delineate National Trunk Roads and County Roads. KRB has developed a definition of the National and County roads together with a proposal on road classification which delineates roads between the National and County governments. The proposal is currently under discussion between the National and County governors

1.6 Road Network Condition

The Road Inventory and Condition Survey (RICS) undertaken by Roads Department of MoR between 2000 and 2003 indicated that about 19% of the classified network (64,500 km) was in good condition, 49% in fair condition and the remaining 32% in poor condition. A quick visual condition survey done in 2006 for the classified road network indicated that the condition of the network had improved with 27% in poor condition and 73% of roads was in good or in fair condition.

AGENCY	Road Class	Total
KeNHA	C	80.9
	A	7,439.9
	B	9,951.1
	Total	**17,471.9**
KeRRA	C	9,533.0
	D	11,384.0
	E	20,050.4
	F	9,482.8
	G	75,902.5
	Total	**126,352.7**
KURA	H	264.8
	J	339.3
	K	2,092.6
	L	1,757.5
	M	203.5
	N	650.7
	P	7,735.3
	Total	**13,043.7**
KWS	National Parks/Game Reserve Roads	**4,583.0**
TOTAL NETWORK		**161,451.3**

Table 1.2.1 – Road Network and Responsibilities

Information available from the RICS for unclassified roads indicated that only 41% of paved unclassified roads (urban roads) is in fair and good condition while the rest 59% is in poor condition or has totally failed. For the unpaved classified roads only 34% is in good or fair condition while the rest 66% is in poor condition. KRB is currently preparing a consultancy for a condition survey to update this information..

1.7 Funding Requirements for the Road Network in Kenya

The need for a Road Sector Investment Programme (RSIP) with which the government can source for alternative funds for rehabilitation/reconstruction cannot be over-emphasized. Under the Kenya Roads Act 2007, the Minister for Roads, in consultation with KRB and the Road Authorities, is required to prepare a RSIP every five years which is expected to form the basis of allocation of development and maintenance funds. The Government with the financial assistance from Nordic Development Fund and World Bank prepared the five year Road Sector Investment Programme (2010 – 2014) The RSIP was presented to a stakeholders workshop in November 2010. The final report dated May 2011 was printed.

A five year strategic plan 2010-2014 for the first phase was also prepared to guide execution. This awaits approval of Minister for Finance. The RSIP report estimated the backlog maintenance for the paved network at KShs. 230 billion (currently estimated at KShs. 400 billion). The RSIP identifies KShs. 70 billion for ongoing and committed roads and KShs. 131billion for the national, rural roads and part of the paved urban roads in first five years to address backlog. The balance of backlog on the paved urban roads amounting to KShs. 27 billion has been deferred to after 2014 due to lack of funds.

Table 1.2.2 – Condition for A, B and C Classified Roads

Surface Condition	A		B		C		Total	
	Km	%	Km	%	Km	%	Km	%
Good	1730.7	48%	795.1	30%	2447.7	31%	4973.4	36%
Fair	1171.7	33%	1504.2	57%	3706.4	47%	6382.3	45%
Poor	666.6	19%	346.0	13%	1706.5	22%	2719.1	19%
Totals	3,569.0		2,645.3	100%	7,860.6	100%	14,074.8	100%

Table 1.2.3 – Condition for unclassified Roads

Surface Condition	PAVED		UNPAVED	
	Km	%	Km	%
Excellent	61	2%	260	0%
Good	548	17%	10,885	12%
Fair	717	22%	20,868	22%
Poor	1,736	53%	61,870	66%
Very Poor	204	6%	218	0%
Totals	3,265		94,102	

Source: RICS report for unclassified roads 2009.

Table 1.2.4 Combined Condition of the Road Network

Surface Condition	PAVED		UNPAVED		Total	
	Km	%	Km	%	Km	%
Good	4,697.2	42%	12,582.4	8%	17,279.6	11%
Fair	4,150.3	37%	48,665.4	33%	52,815.7	33%
Poor	2,350.4	21%	89,005.6	59%	91,356.0	56%
Totals	11,197.9	100%	149,687.7	100%	161,451.3	100%

identifies KShs. 70 billion for ongoing and committed roads and KShs. 131billion for the national, rural roads and part of the paved urban roads in first five years to address backlog. The balance of backlog on the paved urban roads amounting to KShs. 27 billion has been deferred to after 2014 due to lack of funds. The review of the RSIP is due this financial year. In addition, in the RSIP, the estimated annual maintenance costs is Kshs 40billion per year (currently at about KShs. 50 billion per year) and an increase of fuel levy at least by Kshs 3 is recommended to bridge the maintenance gap. **All cost figures are in year 2008 prices.**

Some of the development partner funds budgeted under the Development Vote are currently being directed towards this objective. The government has also released substantial funds in the recent past for development some of which have been directed to rehabilitation.

These funds and the development partner support though commendable, fall short of what is required and efforts must be made towards sourcing for more funds to close the existing financing gap.

There are several sources of funds which need be followed up further to provide the funds needed to clear the backlog and to have adequate maintenance on the road network. One such source of funding is the involvement of the private sector in Public Private Partnerships through such schemes as concessioning, Build Operate and Transfer (BOT), Fund Rehabilitate, maintain and transfer, development of infrastructure bonds, etc. Efforts by KRB for an Infrastructure Bond are at an advanced stage.

The new agricultural act abolished crop cess. Crop Cess has therefore ceased to be a source of revenue unless it is pursued by county governments. LATF has equally been abolished.







1.8 Impact of the Economy on RMLF

It has become clear that given the twin pressures of a weakening shilling and rise on fuel cost, the rate of inflation has gone higher with serious consequences on the cost of our service. The previous 4 financial years witnessed a significant drop in the projected network figures for routine maintenance annually. In FY2011/12, 69,000km of the road network was maintained while in this financial year about 53,000km is planned for maintenance. In this FY 2014/2015, the drop from the previous year figure is about 8,000km.

This means that if nothing is done to harness more finances, the percentage of maintainable network will drop resulting in an increase in the backlog rather than reduction, consequently requiring more funds for future rehabilitation. This will impact negatively on the Road Sector Investment Programme. From a previous study by the Board some of the measures proposed to enhance KRBF include:-

i) Increase of the fuel levy by an extra Kshs 5/- to address the maintainable network only.

ii) Pursue an infrastructure bond for reduction of the backlog, and

iii) Aggressively pursue outdoor advertising and other sources of funds such as fines on overloading, motor vehicle licensing to raise more funds.

2.0 IMPACT OF IMPROVED ROAD INFRASTRUCTURE

2.1 Contributions to the National Economy

The Government Vision 2030 aspires for a country firmly interconnected through a network of roads, railways, ports, airports, water and sanitation facilities, and telecommunications. Improvement of infrastructure is seen as fundamental to the growth of the identified driving sectors of the economy. Implementation of the APRP is expected to contribute significantly to infrastructure improvement and therefore to national economic growth. Better roads will also contribute to poverty reduction by lowering the costs of goods and services, improving access to social facilities and administration centers and improving safety and security.

Kenya Roads Board has adopted Roads 2000 Strategy that will be applied towards utilization of local resources where it is cost effective. This strategy is aimed at utilizing labour for maintenance of roads in rural and urban areas and is expected to contribute towards eradication of poverty. It also supports "*Kenya Youth Empowerment*" strategy adopted by Government for providing employment to the youth in the country which includes the cobblestone and do-nou technologies which are employment intensive.

2.2 Funds Management and Performance

The major drawback in the performance of the road sector has been poor management of funds and poor delivery of services to the road user. It is therefore encouraging to note that the Government has continued to strengthen both the economic and political reforms with introduction of Performance Contracts which aim at improving delivery of services to the public.

The enactment of the Kenya Roads Act 2007 and operationalization of the three road implementing authorities (Kenya National Highways Authority, Kenya Rural Roads Authority and Kenya Urban Roads Authority) for the roads sub-sector also streamlines implementation within the sub sector. The authorities are fully operational and implementing road works programmes.

There has been significant improvement in the management of funds and delivery of works since then.

It is the objective of KRB to ensure that the KRBF is managed efficiently in order to improve the level of service provided to road users.

3.0 FUNDING ROAD PROGRAMMES IN FINANCIAL YEAR 2014/2015

3.1 Projected funding of the APRP for Financial Year 2014/2015

Projected collections of the RMLF and Transit Tolls during the Financial Year 2014/2015 are **Ksh. 25,328,747,812** and **Ksh. 463,500,000** respectively. Table 3.1.1 indicates the projected collections of the KRBF for Financial Years, 2013/2014, 2014/2015 and 2015/2016.

Table 3.1.1: Projected Collections

Financial Year	Projected 2013/2014	Projected 2014/2015	Projected 2015/2016
Recu-rrent - RMLF	24,724,472,500	22,379,247,812	27,609,908,329
Develo-pment-RMLF	-	2,486,000,000	-
TRANSIT TOLLS	450,000,000	463,500,000	477,405,000
TOTAL AVAILABLE KRBF	25,174,472,500	25,328,747,812	28,087,313,329

3.2 Proposed Funds Disbursement to Road Agencies and Sub Agencies

Through the enactment of the Kenya Roads Act No. 2 of 2007, three road agencies i.e. Kenya National Highways Authority, Kenya Rural Roads Authority and Kenya Urban Roads Authority, were formed. The Authorities are fully operational and implementing all Road Work Programmes.

KWS continues to be KRB's agency responsible for maintenance of roads in all National Parks and Game Reserves for which they have jurisdiction.

The proposed funding summary for FY 2014/2015 to be disbursed to the Road Agencies is shown in Table 3.2.1 below.

Table 3.2.1: Allocations of Funds

	Road Agencies	2013/2014	2014/2015	2015/2016
1	**KRB Operations**	**503,489,450**	**506,574,956**	**561,746,267**
2	KeRRA - Roads in Constituencies	5,439,383,950	4,912,272,886	6,074,179,832
	KeRRA - Roads in Counties	2,472,447,250	2,232,851,312	2,760,990,833
	KeRRA-Development	-	1,000,000,000	-
	KeRRA- Sub-total	**7,911,831,200**	**8,145,124,198**	**9,396,916,932**
3	**KURA-15%**	**3,708,670,875**	3,349,276,968	**4,141,486,249**
	KURA-Development	-	486,000,000	-
	KURA-Sub-total	**3,708,670,875**	**3,835,276,968**	**4,141,486,249**
4	**KWS**	**247,244,725**	**223,285,131**	**276,099,083**
5	KeNHA – 40%	9,889,789,000	8,931,405,247	11,043,963,332
	KeNHA-Development	-	1,000,000,000	-
	Transit Tolls	441,000,000	454,230,000	467,856,900
	KENHA - Sub-total	**10,330,789,000**	**10,385,635,247**	**11,511,820,232**
6	**To be allocated by KRB/CS MoTI**	**2,472,447,250**	**2,232,851,312**	**2,760,990,833**
	TOTAL KRBF	**25,174,472,500**	**25,328,747,812**	**28,649,059,596**

Should the need arise and the Road Agencies changed during the year, the allocations have been done in such a manner that this will not present a problem.

3.3 Summary of planned APRP works by Road Agencies

The tables below (Table 3.3.1 and 3.3.2) provide a summary of all works that the road agencies have committed themselves to undertake in the FY 2014/15 and the estimated cost of the works. A total of **52,911** Kms is earmarked for various interventions as indicated in the table below.

Table 3.3.1 Summary of Costs for planned works

	CATEGORY OF WORKS	KRB	KeNHA		KERRA		KURA		KWS	TOTAL (KShs)
		12%	40%	DEV.	22%	10% DEV.	15%	DEV.	1%	
A	ADMINISTRATION	506,574,956	1,139,793,652		957,743,277	435,337,853	1,393,081,130			4,432,530,867
B	KRB/CS ALLOCATION	2,232,851,312								2,232,851,312
C	ROAD WORKS									
1	ROUTINE MAINTENACE		4,024,791,141		1,750,354,116	546,089,901	1,254,363,645		223,285,131	7,798,883,934
2	PERIODIC MAINTENACE		3,331,501,532				527,258,080			3,858,759,612
3	STRUCTURES		245,076,702							245,076,702
4	SPOT IMPROVEMENT		644,472,221		2,204,175,493	1,251,423,558				4,100,071,271
5	PERFORMANCE BASED MAINTENANCE (PBMC)						174,574,113			174,574,113
6	DEVELOPMENT			1,000,000,000		1,000,000,000		486,000,000		2,486,000,000
	TOTAL	2,739,426,268	9,385,635,247	1,000,000,000	4,912,272,886	2,232,851,312 1,000,000,000	3,349,276,968	486,000,000	223,285,131	25,328,747,812

Table 3.3.2: Summary of planned works

KILOMETERS PLANNED							
		WORKS					
	Road Network	Routine Maintenance	Periodic Maint.	Periodic Maint. (Structures)	Spot Improvement	PBMC	Total
ROAD AGENCY	km	km		No	km	km	Length km
KeNHA	13,916	8,576	1,949	43	1,467		11,992
KeRRA	129,837	29,715			8,105		37,820
KURA	12,550	1,310	49			241	1,600
KWS	4,583	1,499					1,499
GRAND TOTAL	**160,886**	**41,100**	**1,998**	**43**	**9,572**	**241**	**52,911**



A tipper waiting to be loaded with material at a contractors quarry site

4.0 IMPLEMENTING THE FINANCIAL YEAR 2014/2015 APRP

4.1 Assumptions Made

The APRP is based on the following assumptions:

i. Revenue estimates from RMLF and Transit Toll collections will be realized.
ii. The macro economic and political environment will remain stable.
iii. Stability in the monetary and fiscal policies will be maintained.
iv. Stakeholders support to the Road Sector will continue.
v. Revenue collections will accrue steadily to facilitate regular disbursements.
vi. Normal weather conditions will prevail.
vii. Road Agencies will remain the same

4.2 Constraints to the APRP

The following constraints are faced by KRB in fulfilling its mandate and the budget objectives:

(i) Insufficient RMLF and Transit Toll collections.

(ii) Insufficient Development funds forcing KRB Funds to be used for major Rehabilitation and Reconstruction works

(iii) Institutional Capacity of the Road Agencies.

(iv) Kenya's low consulting/contracting capacity.

(v) Large Project portfolio/over commitment.

The need to develop mechanisms for capacity building of local contractors and consultants cannot be overstated. Deliberate efforts must also be made by all stakeholders to train professional and technical staff in both public and private sectors.

Studies have shown that most skilled professional and technical staff have either become desk bound, retired or no longer being trained. Skill improvement within the Road Agencies and revival of training opportunities for Technicians is critical.

4.3 Implementation of the APRP

KRB expects the Road Agencies to be accountable, transparent and to operate within their indicated ceilings and to adhere to budgetary discipline, transparent procurement processes and applicable Standards and Specifications. At the same time they will be expected to follow KRB's rules, regulations, procedures and guidelines (RRPG) as developed especially on requiring concurrence from KRB before initiating new KRBF funded projects and Variation Orders.

4.4 APRP Performance Evaluation

Quarterly returns received from road agencies and sub-agencies as they carry out works contained in this APRP will be used to evaluate their performance. KRB has developed simple returns format that reviews works accomplished against indicated budget line items, financial expenditure against indicated line items and labour resource employment. In addition, RMMS has been institutionalized and fully operational in all the three Road authorities to facilitate reporting. The need to receive returns on labour resource employment will help towards identifying the contribution of the disbursed funds towards employment creation and poverty reduction in rural areas. In addition to the regular accomplishment and financial returns, KRB will;

(i) carry out regular Technical Compliance, Performance and Financial Audits in accordance with good audit practice; and,

(ii) Circulate Audit Reports for action to the appropriate accounting officer for the concerned Road Agency.

5.1 Total Proposed KRBF Funding as per Criteria contained in the KRB Act

Table 3.2.1 above shows the funding to various road agencies and categories of roads as per the Kenya Roads Board Act. The details of each category are described below.

5.2 Kenya National Highways Authority– KeNHA

5.2.1 KeNHA – Funding

The projected ceiling indicated for managing this network is **Ksh. 10,385,635,247**.

This is composed of **Ksh. 8,931,405,247**being 40% of RMLF which will be utilized for the maintenance and rehabilitation of the classified A, B, and C roads, Kshs **1,000,000,000** for the development of the classified A, B, and C roads and **Ksh. 454,230,000** from Transit Toll collections. Since collections of Transit Tolls are realized on the Northern corridor, it should all be ploughed back to maintain the corridor.

These funds are inclusive of the administration and operational costs of KENHA in line with the Act.

For this allocation, KeNHA has planned to carry out routine maintenance of **8,576** kms, Periodic maintenance of **1,949** kms and spot improvement of **1,467** kms.

The programme was prepared and submitted by KeNHA in consultation with KRB.

5.2.2 Prioritization of maintenance intervention measures

The broad priorities on classes A, B, and C Roads are:

i. Carrying out Routine and Periodic Maintenance on all maintainable roads.
ii. Completion of ongoing projects.
iii. Rehabilitation of deteriorated sections of the network to bring them back to maintainable standards.
iv. Upgrading highly trafficked sections of the network to bitumen or gravel standards. Most of the upgrading is normally funded from the Development Vote.

Underlying the priorities mentioned above, KeNHA is expected to identify and prioritize roads for maintenance intervention on the basis of economics, and cost benefit analysis.

5.3 KeRRA -Maintenance on classes D, E and other Roads

During the FY 2014/2015, a total of **Ksh. 8,145,124,198** has been allocated for maintenance of D, E, and others category as part of 10%, 22% and development portions of RMLF. The details of the Work Programmes were prepared by the CRCs and have been submitted by KeRRA in consultation with KRB.

The funds are inclusive of the administration and operational costs of KeRRA in line with the Act.

5.3.1 Equal Allocation Portion of 10% of the RMLF

During the FY 2014/2015, a sum of **Ksh. 2,232,851,312**(which is 10% of the projected RMLF collections) has been allocated for the equal portion of RMLF for maintenance of critical links in class D, E, SP and other roads. **In accordance with the Act, these funds are to be distributed equally among all the constituencies for critical links and counterpart funding among others.** The funds will be allocated equally among all constituencies at an amount of Kshs 6.1 million each after deducting the portion for KeRRA administration and operational expenses.

For this allocation, KeRRA has planned to carry out routine maintenance of 9,555 km of roads.

KeRRA regions will coordinate the implementation of works in the constituencies.

5.3.2 Maintenance of Roads in Constituencies

The KRB Act, as amended by the Kenya Roads Act No. 2 of 2007 indicates that 22% of the RMLF shall be allocated equally to all 290 constituencies, for road works in the constituencies. These funds are managed by the Constituency Roads Committees (CRCs) with coordination of KeRRA through their Regional Managers.

The 22% portion of the RMLF for Constituency Roads in FY 2014/2015 amounts to **Ksh 4,912,272,886.** The 290 constituencies will receive a total of **KShs. 3.944 billion** after deducting the portion for administration and operations with each constituency receiving an equal amount of Kshs **13.6 million**. The balance will be set aside for emergency road works within the constituencies.

For this allocation, KeRRA has planned to carry out routine maintenance of 37,820 km of roads.

The implementation of the 22% constituency budget will be carried out by KeRRA - in consultation with the CRCs. The Regional Manger, KeRRA is the Secretary to the CRC. Procurement will also be done at the constituency level.

5.3.3 RMLF for Development

A total of **Kshs 1,000,000,000** has been allocated to KeRRA to finance development of rural roads.

The following criteria are used for prioritizing roads to be maintained in the constituencies:

(i) All roads once improved must continue to receive financing for routine maintenance each year.

(ii) All the maintainable roads are given first priority for routine maintenance in order to protect the investment.

(iii) Roads connecting administrative, market and social centers and the classified road network, including security roads, are attended to next.

(iv) Any remaining funds are then used to improve accessibility through spot improvement.

5.4 Kenya Urban Roads Authority (KURA) - (Maintenance of Urban Roads)

KRB will fund maintenance of urban roads from the 15% portion of the RMLF. During the Financial Year 2014/2015, a total of **Ksh 3,349,276,968** has been set aside for these activities. These funds have been allocated for maintenance of road works in the city council of Nairobi and all other municipalities countrywide. This is inclusive of the administration and operational costs of KURA as provided for under the Act.

For this allocation, KURA has planned to carry out periodic maintenance of 49 km, Routine maintenance of 1,310 km and put 241km under performance based contract.

KURA has also been allocated **Kshs 486,000,000** for the development of urban roads.

The work programme was prepared and submitted by KURA in consultation with the relevant Local Authority and KRB.

KRB provided to KURA a schedule of allocations to the City and Municipalities derived from criteria among which were population and road network.

5.5 Maintenance of Roads in National Parks and Game Reserves

The KRB Act recognizes Kenya Wildlife Services (KWS) as a road agency with the responsibility of maintaining approach roads and roads within National Parks and Game reserves. KWS is allocated 1% of RMLF. For the 2014/2015 financial year, the allocation is **KShs. 223,285,131.**

For this allocation, **KWS has planned to carry out routine maintenance of 1,499 km of its network.**

The road agency is expected to carry out maintenance (routine and periodic) and utilize some of the funds for administrative purposes in consultation with KRB.

The utilization of these funds for administration and routine maintenance is indicated in Annex 7

The programme was submitted by KWS in consultation with KRB.

5.6 10% Allocations based on Roads Sub-sector Investment Programme (RSIP)

The KRB Act provides for 10% of RMLF allocation of funds based on a five year RSIP. In the absence of an Approved RSIP, KRB shall within the year in consultation with the Minister draw up a programme on the basis of needs and critical areas of the roads sub-sector in line with the draft RSIP.

5.7 Roads 2000 Strategy/Research and Development

KRB strongly recommends that the Roads 2000 (R2000) Maintenance Strategy be applied for Routine Maintenance on all categories of roads. This is a strategy for sustainable maintenance which focuses on the network as a whole and promotes the use of local resources and labour where these are cost effective. This approach contributes towards the Vision 2030 through employment of labour in local communities.

In March 2007, the then Minister for Roads and Public Works launched the 1st R2000 Strategic Plan 2005 – 2010. This Strategic plan was developed in 2004 and implemented Country wide during that period.

The 2nd Strategic plan 2013-2017 which aligns itself to the first Medium Term Plan of Kenya's vision 2030 has been formulated and was launched in December 2012.

Key among the recommendations of the plan was the need for a strong national coordination secretariat to manage the strategy and implementation of the plan. KRB was appointed the national coordination secretariat and is in the process of setting it up.

Vision 2030 recognizes R2000 Strategy as a vessel to create employment and wealth within the roads sub-sector.

Several Development Partners have supported the R2000 Strategy in the Country and some currently have ongoing R2000 programmes in the Country. These Development Partners include SIDA, KfW, DANIDA, AfDB, EU, Finland and AFD.

Currently, AFD is implementing Phase II of its R2000 Programme in five counties in Central Kenya and Laikipia County. The EU programme is expected to roll out phase III soon which will cover most of the Counties in Eastern Kenya under EDF 10. The KfW programme for R2000 in Western Kenya was launched in August 2012 and it is covering the counties of Kakamega, Vihiga and Bungoma in Western Kenya. Finland is supporting Busia County in a programme known as PALWECO. Those Counties not supported by a Development Partner will be expected to use the R2000 strategy in implementing works funded from the Kenya Roads Board Fund.

Many of these programmes have also included the use of Low Cost/Volume sealing approach along with other research and pilot studies on concrete paving, cobblestone and block paving. In Central Kenya GOK counterpart funds are also being used for low volume sealing of roads from the Development vote. **KRB has partnered with the development partners in pursuit of this initiative. This is in line with the recommendations of the RSIP and the Board will liaise with more development partners to source for more funding for this new approach to improvement of our network other than gravelling.**

To coordinate the development of the R2000 Strategy and its implementation countrywide, a R2000 management structure which is composed of a National Steering Committee (NSC) chaired by PS for Infrastructure, MoTI and a National Coordination Committee (NCC) chaired by the Executive Director, KRB are in place and meet regularly.

The R2000 National Coordination Committee developed several technical documentations including routine maintenance operations manual, small scale contracting operations and contract manuals and a small scale contractor training programme. All road agencies and sub-agencies are encouraged to use these in the delivery of road works using small scale contractors.

Coordination of this Strategy has proved sometimes very challenging and led sometimes to the erroneous belief that the R2000 Strategy is a development partner driven initiative. This is due to the fact that the funds are mobilized differently and at different centres. The treatment of the funds is therefore different where it seems the management consultants attached to development partner assisted counties are more particular about prioritization and implementation methods. KRBF funded projects however are not perceived to be the same. KRB is in discussion with the ministry of Transport and Infrastructure to ensure that,

1. **The mobilization and administering of Funds for the R2000 Strategy is vested on the Board.**
2. **That all prioritization works are uniform across the board for all the funds, which will mean full community participation as a minimum even if the CRC will be compiling the work programmes.**
3. **The role of the management consultants is expanded to cover all the funds in discussion with the development partners.**

It is hoped that this will improve the image and perception of the Strategy.

A socio-economic study of the strategy in Nyanza and Central Regions revealed the following benefits among others:

- Accessibility improved in project areas as roads became motorable throughout the year
- Increased freight & passenger transport mobility
- Travel time decreased significantly
- Traffic volume increased up to 30%
- Significant increase in Motor Cycle transport (three fold)
- Cost of transport went down (except Gok/Sida) due to change in mode of transport
- Farm gate prices of main cash crops went up significantly and non essential travel decreased
- General increase in school enrolment & attendance at the Health centres
- Most significantly, Nyanza project reported an increase in the movement of the poor & women

KRB shall continue to support and spearhead the R2000 Strategy and the research initiatives for the benefit of the community and for better roads.

ANNEXES



Part of the newly installed High Speed Weigh-in-motion at Mlolongo weighbridge

KRB OPERATIONAL FORECASTS FOR FINANCIAL YEAR 2014/15

ITEM	DESCRIPTION	REVISED FORECAST 2013/14	FORECAST 2014/2015	FORECAST 2015/2016
1	FUNDS FROM RMLF	503,489,450	515,844,956	561,746,267
2	INTEREST-OPERATIONS ACCOUNT	6,000,000	6,000,000	6,000,000
3	SALE OF TENDERS	300,000	120,000	120,000
4	GAIN ON DISPOSAL OF ASSETS	9,000,000	-	-
	TOTAL RECURRENT INCOME	**518,789,450**	**521,964,956**	**567,866,267**
	RECURRENT COSTS			
1	DIRECTORS COSTS	53,105,240	53,105,240	53,105,240
2	STAFF COSTS	212,397,090	218,016,945	228,917,792
3	STAFF WELFARE	5,000,000	4,600,000	4,600,000
4	CORPORATE SOCIAL RESPONSIBILITY	1,800,000	1,800,000	1,800,000
5	RENTAL OF PREMISES	34,000,000	34,700,000	36,435,000
6	COMMUNICATION	6,549,368	6,876,836	7,220,678
7	GENERAL OFFICE EXPENSES	10,960,000	11,508,000	12,083,400
8	VEHICLE RUNNING AND MAINTENANCE	13,931,882	14,628,476	15,359,900
9	CONSULTANCIES	82,945,870	77,879,459	100,794,256
10	CONFERENCES & SEMINARS	21,750,000	22,750,000	22,750,000
11	ADVERTISING & PUBLICITY	21,300,000	21,300,000	30,000,000
12	STATIONERY	3,500,000	3,500,000	3,500,000
13	GENERAL INSURANCE	600,000	600,000	600,000
14	AUDIT FEES	2,900,000	2,900,000	2,900,000
15	FIELD ACTIVITIES	45,250,000	45,000,000	45,000,000
16	SECURITY	1,920,000	1,920,000	1,920,000
17	BANK CHARGES	780,000	780,000	780,000
18	LEGAL	100,000	100,000	100,000
	SUB TOTAL RECURRENT COSTS	**518,789,450**	**521,964,956**	**567,866,267**
	CAPITAL INVESTMENT			
1	COMPUTERS & PERIPHERALS	4,900,000	20,000,000	2000000
2	FURNITURE & FITTINGS	5,400,000	10,500,000	1500000
3	OFFICE EQUIPMENT	500,000	500,000	1500000
4	MOTOR VEHICLES & MOTOR CYCLES	7,200,000	10,000,000	10000000
	SUB-TOTAL CAPITAL INVESTMENT	**18,000,000**	**41,000,000**	**15000000**
	TOTAL KRB OPERATIONS	**536,789,40**	**562,964,956**	**582,866,267**

40% Kenya National Highways Authority - Road Works

	NAIROBI REGION				
	ROAD NAME	KMs	REVISED BUDGET 2013/2014	PROPOSED BUDGET 2014/2015	FORWARD BUDGET 2015/2016
PERIODIC MAINTE.					
	A104 : A109 JN (ATHI RIVER) - C61 JN (UTHIRU): ATHI RIV	32	100,000,000	-	-
	A104 : UTHIRU - RIRONI - KIMENDE	36.4	245,078,145	-	-
	A104 : KIMENDE - LONGONOT TURNOFF	15		60,365,000	22,635,000
	C58 : NYAYO STADIUM - KWS GATE, BOMAS - RIMPA	27	200,501,759	-	-
	C60 : DAGORETTI CORNER JN C61 - KAREN - NGONG	15		-	60,000,000
	C62 : GIGIRI - RUAKA - KAMANDURA	24	34,016,970	50,000,000	-
	C63 : BOMAS - KAREN - RUIRU ROAD	66.7	59,947,000	141,000,000	-
	C98 : KANGUNDO ROAD (OUTERING JN) - KAMULU	25	31,927,555	55,000,000	80,000,000
			671,471,428	306,365,000	162,635,000
ROUTINE AND	A104 : A109 JN (ATHI RIVER) - C61 JN (UTHIRU)	53	-	120,000,000	200,000,000
SPOT IMPROVEMENT	A104 : ATHI RIVER - MUSEUM HILL (STREET LIGHTING)	26	61,924,667	50,000,000	70,000,000
	A104 : A104 (ATHI RIVER) - NAMANGA	135	5,000,000	10,000,000	30,000,000
	B10 : A104 JUNCTION - JKIA	8.3	1,250,440		3,500,000
	C103 : NAMANGA - C102 JUNCTION	109	15,345,000	16,000,000	20,000,000
	C60 : DAGORETTI CORNER JN C61 - KAREN - NGONG	15	16,937,917	30,000,000	
	C61 : C60 JN (DAGORETTI CORNER) - A104 JN (UTHIRU)	14.1	5,156,333	4,000,000	6,000,000
	C62 : A2 JUNCTION - GIGIRI - RUAKA - KAMANDURA	24	52,005,206		15,000,000
	C63 : BOMAS - KAREN - RUIRU ROAD	66.7	13,669,741		30,000,000
	C64 : A2 JUNCTION (MUTHAIGA) - THUITA	27.1	13,026,093	12,000,000	20,000,000
	C64 : A2 JN (MUTHAIGA) - DB KIAMBU	13.5	21,165,796		
	C64 : A2 JUNCTION(MUTHAIGA) -NGEWA, ICHAWERI	42.1	3,500,000		
	C64 : A2 JUNCTION (MUTHAIGA) - MANGU: THUITA - KIBICHOI	13.5		8,000,000	25,000,000
	C64 : A2 JUNCTION (MUTHAIGA) - MANGU: MANGU - GATUN	18.5		28,000,000	40,000,000
	C65 : RUIRU - UPLANDS	44	6,900,649		
	C66 : THIKA- MAGUMU-(JNC A104): THIKA-MAGUMU	68	4,000,000	4,500,000	6,000,000
	C67 : THIKA-NAIVASHA; FOREST GATE(NJAMBINI) - JN DB NKR	15	9,512,250	7,500,000	20,000,000
	C67 : THIKA-NAIVASHA: THIKA - GATAKAINI - FOREST GATE	48	3,000,000	4,500,000	6,000,000
	C58 : NYAYO STADIUM - KWS GATE - BOMAS	14		4,000,000	15,000,000
	C58 : BOMAS - MAGADI	109		35,000,000	80,826,245
	C58 : NYAYO STADIUM - MAGADI (RIMPE - ENSONORUA		132,499		
	A104 : JKIA JN - MUSEUM HILL (DRAINAGE WORKS & LAND.S	16	2,892,000		
	A104 : ATHI RIVER -MUSEUM HILL	36	12,354,510	25,000,000	35,000,000
			247,773,100	358,500,000	622,326,245
STRUCTURES	A104 : ZAMBEZI UNDERPASS	0.4	13,484,790		
	A104 : UTHIRU, MAGANA & MUGUGA UNDERPASS	0.5	5,000,000		
	A104 : RIRONI UNDERPASS	0.4	13,049,520		
	A104 : UTHIRU, ZAMBEZI & RIRONI UNDERPASSES	3.7		3,500,000	
	A104 : MAGANA UNDERPASS	0.8		9,500,000	
	A104 : MUGUGA UNDERPASS	0.8		9,500,000	
	A104 : UTHIRU, MAGANA, MUGUGA, ZAMBEZI & RIRONI UNDERP	3.7			6,500,000
	C58 : TINGA & TUALA BRIDGES ON C58		365,329		
	C58 : CORNER YA MAKAA BRIDGE		2,500,000		
	C58 : ENSONORUA BRIDGE		2,500,000		
	C58 : CORNER YA MGANGA BRIDGE		2,500,000		
			39,399,639	22,500,000	6,500,000
EMERGENCY	EMERGENCY KITTY		6,000,000	6,000,000	6,000,000
	TOTAL NAIROBI REGION		964,644,166.51	693,365,000.00	797,461,245.00
	CENTRAL REGION				
PERIODIC MAINTE.	A2R : KENOL - KAMBITI	18.1	115,748,451	70,000,000	-
	A2 : MARUA - NANYUKI	58	121,930,144	285,000,000	340,000,000
	B5-7 : NYAHURURU - WIYUMIRIRIE	40.0	598,658,539	192,000,000	-
	C77 : OL KALAU - NYAHURURU	40	33,751,391	-	-

	ROAD NAME	KMs	REVISED BUDGET 2013/2014	PROPOSED BUDGET 2014/2015	FORWARD BUDGET 2015/2016
	C77 : GILGIL - OL KALAU	34	473,755,956	149,743,000	-
	C77 : NYAHURURU - RUMURUTI	42		40,000,000	250,000,000
	C71 : KENOL - MURANG'A	30	101,902,581	165,000,000	150,000,000
	C73 : MURANG'A - SAMSON CORNER	32.6		32,000,000	250,000,000
	C70 : KAHUTI - NYERI	40		-	96,943,641
			1,445,747,063	933,743,000	1,086,943,641
ROUTINE AND	A2 : THIKA - KENOL	13.4	13,269,949	15,000,000	15,000,000
SPOT IMPROVEMENT	A2 : KAMBITI - SAGANA	45.2	5,810,000		
	A2 : SAGANA - MARUA	37.1	5,000,000	8,000,000	8,000,000
	A3 : THIKA - KITHIMANI	64	10,410,000	9,000,000	9,000,000
	B5 : WIYUMIRIRIE - NYAHURURU		-	-	5,000,000
	B5 : NYERI - WIYUMIRIRIE	59.6	9,224,466	6,000,000	6,000,000
	B5 : MARUA - NYERI	17.8	-	-	3,000,000
	B6 : MAKUTANO - EMBU	48	23,625,816	5,000,000	5,000,000
	B6 : EMBU - MERU	89		14,000,000	14,000,000
	C67J1 : GATURA - NJABINI	29.8	8,379,764	-	-
	C67 : GITHIORO - NAIVASHA	21	6,587,296	-	-
	C68 : MAGUMU - NJABINI	18	10,400,000	-	-
	C69 : NDUNDORI - NJAMBINI	114.1	7,443,551	10,000,000	10,000,000
	C70 : THIKA - GACHARAGE	24	6,964,152	5,000,000	5,000,000
	C70 : KAHUTI - NYERI	40	15,276,064	8,000,000	-
	C71 : MAKUTANO - MURANG'A	30	25,622,385	-	-
	C72 : MURANG'A - KAHUTI	21	9,021,110	6,000,000	6,000,000
	C73 : SAGANA - SAMSON CORNER	32	13,644,119	-	-
	C75 : NYERI - KIGANJO	9	-	3,000,000	3,000,000
	C76 : NANYUKI - DOLDOL TURN OFF	10	805,005	20,000,000	20,000,000
	C76 : DOLDOL TURN OFF - GWA KUNG'U	69	20,052,479		
	C77 : GILGIL - OL KALAU	34	-	-	5,000,000
	C77 : OL KALOU - NYAHURURU	40	-	5,000,000	5,000,000
	C77 : NYAHURURU - RUMURUTI	42.6	10,495,593	-	-
	C77 : RUMURUTI - KISIMA	73.6	17,640,000	-	-
	C77 : NABOI - KISIMA			15,000,000	15,000,000
	C83 : OLJOROROK - NDUNDORI	31	16,233,488	-	-
	A2 : MAKUTANO - SAGANA		600,000	-	-
	B6 : MAKUTANO - EMBU		1,200,584	-	-
	C67 : GATURA - NJABINI		5,020,291	-	-
	C70 : KAHUTI - NYERI		786,582	-	-
	C71 : MAKUTANO - MURANG'A		1,502,746	-	-
	C73 : SAGANA - SAMSON CORNER		930,000	-	-
	C83 : OLJOROROK - NDUNDORI		27,975	-	-
			245,973,414	129,000,000	134,000,000
			1,691,720,477	1,062,743,000	1,220,943,641
EMERGENCY	EMERGENCY KITTY		6,000,000	6,000,000	6,000,000
	TOTAL CENTRAL REGION		1,697,720,477.17	1,068,743,000.00	1,226,943,641.00
	COAST REGION				
PERIODIC MAINTE.	C110 : KIPEVU - M.I.AIRPORT	1.7	23,632,286	37,362,500	38,947,903
	A14 : LIKONI-UKUNDA	20	4,371,836	0	
	A14 : LIKONI-UKUNDA	20	69,237,564	26,000,000	27,103,258
	A14 : UKUNDA-LUNGA LUNGA	84	60,330,927	52,567,547	54,798,145
	C111 : MKAPUNI-KALOLENI	11		6,000,000	6,254,598
	C111 : MAZERAS-MKAPUNI	10	33,808,610	0	20,199,900
	B8 : MALINDI-KOKANI	127.9	102,014,853	111,052,022	102,014,188
	A109 : VOI- MTITO ANDEI		312,135,980	0	57,988,000
	A109 : BACHUMA GATE-VOI	55	66,080,313	84,000,000	249,000,702
	C105 : VOI LOOP	6.5	18,491,291	22,000,000	12,933,566
			690,103,661	338,982,069	569,240,261

	ROAD NAME	KMs	REVISED BUDGET 2013/2014	PROPOSED BUDGET 2014/2015	FORWARD BUDGET 2015/2016
ROUTINE MAINTE.	A14R : BUXTON - LIKONI	8.1	7,637,695	28,300,000	3,500,853
	C109 : MTONGWE - KENYA NAVY	4.5	3,000,000	3,000,000	3,127,299
	C107 : KINANGO-MARIAKANI	42	5,000,000	18,460,000	79,224,908
	C106 : KWALE-LUNGA-LUNGA	63	11,289,642	72,200,000	12,998,908
	C106 : KOMBANI-KWALE	18	50,100,250	31,940,480	5,940,480
	C107J1 : MARIAKANI - KALOLENI - MAVUENI		48,239,511	15,000,000	15,636,495
	C112 : MINIJILLA - NYANGORO	30	14,617,050	16,000,000	16,678,928
	C112 : NYANGORO-HINDI	74	67,500	0	19,248,292
	C115 : TEZO - DZITSONI	38	5,000,000	16,341,300	17,034,710
	A109 : BACHUMA GATE-MAJI YA CHUMVI	54	10,897,427	0	0
	A109 : MIRITINI-MAJI YA CHUMVI	36	10,719,612	8,500,000	18,860,681
			166,568,686	209,741,780	192,251,554
SPOT IMPROVEMENT	C106 : MARERE RIVER BRIDGE	63	63,575	0	0
	C103J1 : MALINDI -SALAGATE	41	13,249,301	5,600,000	5,837,625
	C112 : HINDI - MOKOWE	10	1,599,945	4,860,210	5,066,443
	A14 : KAGERA WASHOUTS		24,639,825	0	0
	A109 : MOMBASA-MIRITINI	14	355,565,592	63,656,941	26,358,095
	A109L : MIRITINI-JOMVU-MAGONGO-CHANGAMWE	7	5,000,000	6,000,000	6,254,598
	C114 : MOI AV. DIGO RD JN - MAKANDE	6	17,417,401	15,000,000	15,636,495
	B8 : SABASABA-MALINDI	118	61,516,682	100,000,000	49,395,363
	C108 : MRIMA - MWABUNGO	50	27,630,268	37,800,000	39,403,967
	A23 : MWATATE-TAVETA	85	15,300,000	0	0
	A23 : TAVETA WASHOUTS	10	214	0	0
	A109 : MARIAKANI WEIGHBRIDGE AUXILLIARY LANE	1.5	12,774,591	0	4,800,060
			534,757,394	232,917,151	152,752,646
STRUCTURES	A14 : MUKURUMDZI CULVERTS		1,064,615	1,100,000	1,500,000
	A14 : PERENI BRIDGE		1,000,200	1,200,000	1,250,920
	B8 : NYALI BRIDGE		2,000,000	2,500,000	3,188,803
	B8 : MTWAPA BRIDGE		46,400	2,000,000	2,084,866
	B8 : MBOGOLO BRIDGE		1,003,625	1,000,000	1,042,433
	B8 : KANAGONI BOX CULVERTS		4,789,758	3,500,000	1,500,000
	A109 : VOI RIVER BRIDGE		2,000,281	3,200,000	3,335,786
			11,904,878	14,500,000	13,902,807
EMERGENCY	EMERGENCY KITTY		6,000,000	6,000,000	9,000,000
	TOTAL COAST REGION		1,409,334,619	802,141,000	937,147,267
	UPPER EASTERN REGION				
PERIODIC MAINTE.	C91 : MERU - MAUA	51	65,378,240	95,000,000	115,000,000
	A2 : NANYUKI - LEWA	50	55,000,712	270,000,000	400,000,000
			120,378,952	365,000,000	515,000,000
ROUTINE MAINTE.					
	A2 : LEWA - ISIOLO	30	37,510,590	7,000,000	10,000,000
	A2 : ISIOLO - MERILLE RIVER: PBC	136	14,500,150	25,000,000	26,000,000
	B6 : JUNCTION A2- JUNCTION C92 (MERU)	25	10,000,492	17,000,000	15,000,000
	C92 : ENA - KANYAMBORA	22	3,338,492	4,000,000	2,000,000
	C92 : KANYAMBORA-THUCHI	18	1,871,750	2,000,000	1,500,000
	C92 : THUCHI RIVER-CHIAKARIGA JNT	14	1,603,840	2,000,000	1,400,000
	B9 : ISIOLO - JUNCTION GARBATULA	112	15,233,132	11,000,000	10,000,000
	B9 : JUNCTION GARBATULA- ELDERA	37	5,887,990	8,000,000	7,000,000
	B9 : ELDERA - MODOGASHE	46	7,615,385	9,000,000	7,000,000
	C77 : KISIMA- MARALAL	20	9,061,500	5,000,000	6,534,813
	C77 : MARALAL- BARAGOI	80	6,000,000	10,000,000	7,000,000
	C77 : BARAGOI- SOUTH HORR	40	5,000,000	6,000,000	5,000,000
	C77 : NORTH HORR - LOYANGALANI	90	6,000,000	8,000,000	7,000,000
	C77 : LOYANGALANI-SOUTH HORR	99	6,000,000	10,000,000	8,000,000
	C78 : JUNCTION C77 (KISIMA)- WAMBA	87	15,319,668	15,000,000	16,000,000
	C79 : JUNC. C78 (WAMBA)-JUNC A2 (LARETA)	44	13,567,800	10,000,000	10,000,000
	C82 : MARSABIT - JNCT MAIKONA	80	14,000,000	10,000,000	9,000,000
	C82 : JNCT MAIKONA-KALACHA	54	17,000,000	8,000,000	8,000,000

	ROAD NAME	KMs	REVISED BUDGET 2013/2014	PROPOSED BUDGET 2014/2015	FORWARD BUDGET 2015/2016
	C82 : KALACHA- NORTH HORR	62	5,000,000	8,000,000	9,000,000
			194,510,789	175,000,000	165,434,813
SPOT IMPROVEMENT	C91 : MERU - MAUA	30	82,851,025	-	
	C91 : CONSTRUCTION OF KEMU FOOTPATH	0	7,708,954	-	
	A2 : NANYUKI - LEWA	50	86,959,000	-	
	A2 : LEWA - ISIOLO	30	65,317,325	10,000,000	9,000,000
	B9 : ISIOLO - JUNCTION GARBATULA	112	43,839,060	20,000,000	25,000,000
	B9 : JUNCTION GARBATULA- ELDERA	37	20,000,000	10,000,000	11,000,000
	B9 : ELDERA - MODOGASHE	46	28,405,520	10,000,000	11,000,000
	C77 : KISIMA- MARALAL	20	12,118,600	12,000,000	10,000,000
	C77 : MARALAL- BARAGOI	80	39,281,268	15,000,000	25,000,000
	C77 : BARAGOI- SOUTH HORR	40	10,880,000	8,000,000	5,000,000
	C77 : NORTH HORR - LOYANGALANI	90	30,116,100	10,000,000	15,000,000
	C77 : LOYANGALANI-SOUTH HORR	99	28,037,800	11,000,000	10,000,000
	C78 : JUNCTION C77 (KISIMA)- WAMBA	87	39,678,221	20,000,000	25,000,000
	C79 : JUNCTION C78 - JUNCTION A2	44	14,000,000	12,000,000	15,000,000
	C82 : MARSABIT - JNCT MAIKONA	80	20,480,250	12,000,000	10,000,000
	C82 : JNCT MAIKONA-KALACHA	54	20,167,800	11,000,000	11,000,000
	C82 : KALACHA- NORTH HORR	62	35,603,430	15,000,000	13,000,000
			585,444,353	176,000,000	195,000,000
STRUCTURES					
	A2 : NANYUKI-LEWA		550,000	-	
	A2 : LEWA - ISIOLO		5,512,883	500,000	600,000
	A2 : ISIOLO - MERILLE RIVER		2,000,000	-	
	B6 : MERU - LEWA		5,782,500	1,000,000	1,000,000
	C91 : MERU - MAUA		500,000	1,000,000	1,000,000
	C92 : ENA - KANYUAMBORA - THUCHI		4,512,500	1,000,000	1,500,000
	B9 : STRUCTURES ALONG ISIOLO - MODOGASHE (B9)		10,001,530	8,000,000	-
	C77 : STRUCTURES MARALAL - SOUTH HORR (C77)		8,001,579	6,199,000	-
	C77 : STRUCTURES SOUTH HORR - NORTH HORR (C77)		9,204,330	7,000,000	-
	C77 : LAGA GAS DRIFT ALONG C77 ROAD		18,161,731		-
	C78 : STRUCTURES ALONG KISIMA - WAMBA (C78)		7,736,600	6,000,000	-
	C79 : STRUCTURES ALONG WAMBA - LERATA (C79)			5,000,000	-
	C82 : NORTH HORR DRIFT ALONG C82 ROAD		8,497,400		-
	C82 : STRUCTURES MARSABIT - NORTH HORR (C82)		8,372,463	8,000,000	-
			88,833,517	43,699,000	4,100,000
EMERGENCY	EMERGENCY KITTY FUND		6,000,000	6,000,000	10,000,000
ROAD RESERVE	ROAD RESERVE PROTECTION			5,000,000	8,000,000
	TOTAL UPPER EASTERN REGION		995,167,611	770,699,000	897,534,813
	NORTH EASTERN REGION				
PERIODIC MAINTE.	A3 : (DB MWINGI) UKASI -JUNCT (B8) MADOGO	115	102,805,854	151,800,000	200,000,000
	B8 : (JNT A3) MADOGO -BURA - HOLA	123.53	72,738,338	71,925,000	86,669,075
			175,544,192	223,725,000	286,669,075
ROUTINE MAINTE.	A3 : JUNCT (B8) MADOGO - TANA RIVER BRIDGE	24.7	28,700,655	4,027,800	20,000,000
	A3 : (JUNCT C81) MODIKA - SARETHO	65	59,770,758	45,394,713	
	A3 : SARETHO - DADAAB -(NB SOMALI) NR.LIBOI	168	32,677,363		
	B9 : (DB ISIOLO) MODAGASHE - (DB WAJIR SOUTH)	57	9,949,633	14,385,000	11,000,000
	B9 : HABASWEIN - LAGBOGHOL - WAJIR	111	22,468,234		28,278,731
	B9 : WAJIR - TARBAJ - KOTULO WAJIR	117	93,862,138	50,000,000	
	B9 : KUTULO (WAJIR) - ELWAK	64	11,710,411	21,098,000	

	ROAD NAME	KMs	REVISED BUDGET 2013/2014	PROPOSED BUDGET 2014/2015	FORWARD BUDGET 2015/2016
	B9 : DABACITY-BORE-HOLE 11	28	15,332,900		
	B9 : ELWAK - GARI - RHAMU	145	36,801,601	19,180,000	
	B9 : RHAMU - MANDERA	80	14,229,590	23,016,000	
	C116 : DADAAB-DAFUR	22	5,659,283		10,000,000
	C116 : (DB LAGDERA) DAGAHLEY - (B9) SAMATAR	140	34,399,768		
	B9 : HABASWEIN-JUNCT (C116) SAMATAR		40,475,000		
	C116 : DAFUR - SAMATAR	158	13,678,500		28,000,000
	C80 : (B9) WAJIR - GRIFTU	119		25,893,000	
	C80 : GRIFTU - BUNA JN	46		18,431,980	
	C80 : WAJIR - DELA	86	38,124,999	-	20,000,000
	C80 : DELA - BUNA	67	-		12,000,000
	C80 : BUNA - JUNC A2 (MOYALE)	70	11,019,163		34,000,000
	C81 : (A3) MODIKA -(B9) MODOGASHE		-		17,500,000
	C81 : NUNO - DUJIS (C81)		7,115,900		
	C81 : DUJIS - MODOGASHE	64	6,400,020		
			482,375,915	221,426,493	180,778,731
SPOT IMPROVEMENT	A3 : MODIKA - SARETHO	65			28,000,000
	A3 : DADAAB -(NB SOMALI) NR.LIBOI	80		22,745,000	
	A3 : SARETHO - DADAAB -(NB SOMALI) NR.LIBOI	168	127,180,321		42,000,000
	B9 : JN C116 SAMATAR - BOJIYARE	40	-	36,921,500	24,000,000
	B9 : BOJIYARE - WAJIR	36	-	43,155,000	26,500,000
	C80 : BUNA - JUNC A2 (MOYALE)	70	10,609,587	72,884,000	
	B9 : WAJIR-KOTULO	150			35,400,000
	B9 : RHAMU - MANDERA	79			22,200,000
	B9 : KOTULO - ELWAK	57			18,501,879
	B9 : ELWAK - GARI - RHAMU	145			27,000,000
	B9 : WAJIR-KOTULO (B9) ROAD AT MAADATHE	150	2,599,974		
	B9 : RHAMU - MANDERA	79	50,000,047		
	B9 : HABASWEIN- LAGDIMA	15	3,533,980		
			193,923,909	175,705,500	223,601,879
STRUCTURES	B9 : HABASWEIN BRIDGE		3,839,110		5,000,000
	A3 : TANA RIVER BRIDGE (GARISSA)		4,428,452		4,612,454
	C116 : DAFUR SAMATAR DRIFT	0.15	13,678,500	36,442,000	10,000,000
	B9 : HABASWEIN-WAJIR DRIFT				10,000,000
	B9 : BUNA - JN A2 MOYALE DRIFT				10,000,000
			21,946,062	36,442,000	39,612,454
EMERGENCY	EMERGENCY KITTY		6,000,000	6,789,720	7,380,426
	TOTAL NORTH EASTERN REGION		879,790,078	664,088,713	738,042,564
	LOWER EASTERN REGION				
PERIODIC MAINTE.	A109 : MTITO ANDEI - SULTAN HAMOUD (20Km Section)	123	300,091,771	65,000,000	
	A3 : MWINGI-BANGALI	163	630,082		
	B7 : KIRITIRI- KANYONYOO	50	155,434,772		
	C99 : KATUMANI-MACHAKOS	10.64	291,034		
	C99 : MACHAKOS TECHNICAL INSTITUTE-KATUMANI	9.5	75,623,966		
	C98 : KAMULU-KANGUNDO	36.13	39,746,883	90,000,000	10,000,000
	B7 : MUTOMO-KALAMBA	75	47,029,400		
	C97 : KASEVE-KAANI	10	48,943,027		
	C96 : NZEWANI-KIONGWE(ZOMBE)	8.66	46,920,600	40,000,000	36,000,000
			714,711,535	195,000,000	46,000,000
ROUTINE AND	B7 : KANGONDE-KITUI	49	2,975,800	14,000,000	100,000,000
SPOT IMPROVEMENT	B7 : MANYANGA-JUNCT. A109	3	294,519	13,000,000	5,000,000
	B7 : EMBU-KIBWEZI(KITUI-MUTOMO)	25	2,244,008	33,000,000	60,000,000

	ROAD NAME	KMs	REVISED BUD-GET 2013/2014	PROPOSED BUDGET 2014/2015	FORWARD BUDGET 2015/2016
	B7 : EMBU-KIBWEZI(KAN-YONYO-EMBU)	20	774,731		
	B7 : KAMBURU-KAN-YONYO	25	9,117,466		
	B7 : KITUI-MUTOMO - KALAMBA	70	23,719,330	30,000,000	72,000,000
	B7 : KIVAA- JUNC. A3	25		44,000,000	30,000,000
	C99 : UKIA- WOTE	15		45,000,000	10,000,000
	A3 : KITHIMANI-MWINGI	96	18,261,557	13,000,000	100,000,000
	C100 : KITHIMANI-MAKU-TANO JUN.C97	33	216,123		
	C100 : KITHIMANI-MAKU-TANO JUN.C97	33	34,199,450		
	C101 : WAMUNYU-ITANG-INI	56	13,819,000	30,000,000	56,000,000
	C102 : EMALI-LOITOKTOK	101		14,000,000	10,000,000
	C99 : EMALI-UKIA	34	4,000,000	25,000,000	50,000,000
	C99 : UKIA - KATUMANI	52	147,567,285		
	C99 : MACHAKOS - KENOL	20	15,860,000	63,000,000	19,000,000
	C103 : KIMANA - TSAVO RIVER	163	3,019,060	14,000,000	30,000,000
	C93 : MWINGI-CIONGERA	108	8,202,722	30,000,000	50,000,000
	CC94 : KABATI-MBON-DONI	42	21,247,000	25,000,000	50,000,000
	C96 : CHULUNI - MWI-TIKA	31	3,222,900	25,000,000	35,000,000
	C97 : CHUMVI-KASEVE	25	2,979,000	4,000,000	5,000,000
	C97 : KASEVE-MASII	15	1,021,490		
	C97 : KAANI- MASII	15		45,000,000	10,000,000
	C97 : MASII -SYONGILA	69	3,152,000	18,000,000	40,600,000
	C98 : KANGUNDO-MWALA	20		19,000,000	60,000,000
	C98 : KANGUNDO-ATHI RIVER BRIDGE	36	8,792,733		
	A109 : ATHI RIVER- SUL-TAN HAMUD	100		18,000,000	50,000,000
	A109 : ATHIRIVER-TSAVO RIVER	220	201,278		
	C99 : MACHAKOS - MWAU MARKET	17		19,000,000	30,000,000
	C99 : KENOL-KANGUNDO	17	12,095,300		
	C 99 : KATUMANI - WOTE (RD MARKING)	52	899,895		
			337,882,647	541,000,000	872,600,000
STRUCTURES	A3 : KANGINGA BOX CULVERT	0.30	14,973		
	C101 : KAUMONI DRIFT	0.30	813,219		
	C93 : GATUNDU DRIFT		14,210		
	C99 : KATUMANI BRIDGE	0.25	6,387,245		
	C103 : CHYULU BOX CULVERT		7,000,200		
	B7 : KALAMBA BOX CULVERT		8,155,000		
	C93 : KAMWERENI DRIFT		0	12,000,000	
	C93 : GATUNDU DRIFT		0	13,000,000	
	C93 : MUVINGE DRIFT				12,000,000
	B7 : KALAMBA-KASAYANI B/CULVERT				12,000,000
	C100 : MIU			30,000,000	
	C100 : MUVW'ANA BRIDGE			30,000,000	
			22,384,847	85,000,000	24,000,000
EMERGENCY	EMERGENCY KITTY		6,000,000	6,000,000	6,000,000
	EMERGENCY KITTY 2 SAVINGS		1,600,000		
	TOTAL LOWER EASTERN REGION		1,082,579,030	827,000,000	948,600,000
	NYANZA REGION				
PERIODIC MAINTE.	A1 : AHERO - KISII	87	172,910,381	228,937,384	-
	A1 : JUNCTION B3 KISII - ISEBANIA	82	154,299,245	229,666,405	
	B1 : KISIAN – BUSIA	96	336,755,774		
	C18 : RODI KOPANY - NDHIWA	24	21,596,141		
	C19 : KATITO - KENDU BAY	42			100,000,000
	C20 : RONGO - OGEMBO	18	67,500,000	45,000,000	
	C21 : KISII - CHEMOSIT	66.7	70,000,000	76,019,887	-
	C27 : KISIAN – BONDO	51	23,060,691		
	C29 : LUANDA - SIAYA	37		30,000,000	275,000,000
	C34 : JUNCTION A1 KIPSITET- MUHORONI	8.4	73,380,560		
	C38 : MAJENGO - KIMA	14	3,577,406		

	ROAD NAME	KMs	REVISED BUD-GET 2013/2014	PROPOSED BUDGET 2014/2015	FORWARD BUDGET 2015/2016
	C86 : DARAJAMBILI - KI-BOSWA	11	26,113,151		
	C37 : AWASI - KIMWANI - NANDI HILLS	35	260,630,700		
			1,209,824,048	609,623,676	375,000,000
ROUTINE MAINTE.	A1 : MUKUYU - ISEBANIA	25	8,243,910		
	B1 : KISIAN - BUSIA	100		14,500,000	18,000,000
	B3 : SOTIK - DARAJA MOJA	56.4	9,851,731	5,000,000	12,000,000
	C13 : LOLGARIAN -KE-HANCHA	32	11,097,900	7,000,000	13,500,000
	C13 : LOLGARIAN -KE-HANCHA	32	3,879,590		-
	C13 : MIGORI - MUHU-RU BAY	49	13,187,928		
	C13 : MASARA - MUHU-RU BAY	32	12,000,000	10,000,000	12,000,000
	C16 : KEROKA - NYAN-GUSU	28.5	9,730,430	5,000,000	
	C17 : KISII - KILGORIS PBC	57	26,722,762	4,200,000	5,000,000
	C17 : KILGORIS - LOL-GORIAN	33	23,186,272	10,000,000	13,500,000
	C18 : RODI KOPANY - NDHIWA	24	2,500,000	3,000,000	5,000,000
	C18 : OYUGIS - RODI KOPANY	30.5	23,000,003	12,500,000	22,517,866
	C19 : KENDU BAY- HOMA BAY	33	2,500,000	3,000,000	2,500,000
	C19 : MBITA - KOYANI	22		2,500,000	3,000,000
	C19 : KATITO- KENDU BAY	40	10,229,298	6,000,000	
	C20 : RONGO - HOMA BAY	31	6,500,000	5,000,000	5,000,000
	C20 : RONGO - OGEMBO	18	10,000,000		
	C21 : KISII - CHEMOSIT	67	5,000,000		-
	C25 : KAPSOIT - SONDU	33	21,711,147		18,500,000
	C26 : OYUGIS - KENDUBAY	22	16,840,476	8,000,000	19,500,000
	C27 : KISIAN-BONDO	48	5,500,000	7,000,000	
	C27 : BONDO- USENGE - OSIEKO	33	7,239,144	10,252,285	
	C28 : NDORI - OWIMBI - LUANDA K'OTIENO	48	3,200,000	3,500,000	3,000,000
	C28 : NDORI - OWIMBI - LUANDA K'OTIENO	48	3,000,000		
	C28 : NDORI - NG'IYA	18		2,000,000	3,000,000
	C29 : LUANDA - KILO	36	6,300,000		-
	C29 : RWAMBWA-MAU MAU	18	5,000,000	7,000,000	15,000,000
	C29 : SIAYA -RWAMBWA - PORT VICTORIA	29	2,798,223		-
	C30 : BUMALA - RWAMBA	31	2,956,525	4,000,000	10,000,000
	C35 : MUHORONI - AWASI	10	5,000,000	6,000,000	10,000,000
	C38 : MAJENGO - LUANDA	17	1,500,000	2,500,000	3,000,000
	C84 : LIONS - PATEL FLATS - JUNCTION B1	2	-	1,500,000	2,000,000
	C85 : KISUMU -DUNGA	6	4,500,000	5,000,000	7,500,000
	C86 : DARAJA MBILI - KI-BOSWA	12		1,500,000	2,500,000
	C87 : JNT B1(KISAT) - PIPELINE	20	4,247,210	5,000,000	8,000,000
	C90 : UGUNJA - UKWALA - NYADORERA	27	12,827,911	6,000,000	13,500,000
	C90 : UGUNJA -UKWALA	14		5,842,039	
			280,250,460	162,794,324	227,517,866
SPOT IM-PROVEMENT	A1 : NYAMATARO - KISII	2.2	15,984,660		
	A1 : RANEN-RAKWARO	6.6	15,558,048		-
	A1 : MUKUYU - ISEBANIA	25			80,000,000
	C16 : KEROKA - NYAN-GUSU	29			70,000,000
	C25 : KAPSOIT - SONDU	33		60,000,000	120,000,000
	C27 : KISIAN – BONDO - OSIEKO	81		50,000,000	140,000,000
			31,542,708	110,000,000	410,000,000
STRUCTURES	C13 : NYANDEMA STRUCTURE		8,500,000		
	C13 : MIROCHE STRUC-TURE		10,000,000		
	C13 : PAKA NYEUSI BRIDGE			6,000,000	-

	ROAD NAME	KMs	REVISED BUDGET 2013/2014	PROPOSED BUDGET 2014/2015	FORWARD BUDGET 2015/2016
	C18 : RANGWE BRIDGE		10,000,000		
	C18 : ODAWA STRUCTURE			5,000,000	
	C18 : PAP KALANGO STRUCTURE			6,500,000	
	C18 : AWACH OSIELE BRIDGE			15,000,000	
	C90 : UGUNJA STRUCTURE				8,000,000
	C90 : UGEGE STRUCTURE				18,000,000
			28,500,000	32,500,000	26,000,000
EMERGENCY	EMERGENCY KITTY		6,000,000	6,000,000	6,000,000
	TOTAL NYANZA REGION		1,556,117,216	920,918,000	1,044,517,866
	SOUTH RIFT REGION				
PERIODIC MAINTE.	B4 : NAKURU - MARIGAT	100	215,295,903	10,000,000	50,000,000
	B5 : NAKURU - NYAHURURU	62	236,634,116	379,447,991	321,526,780
	B3 : DB NAROK - DB BURET	56	20,499,690	38,000,000	65,000,000
	B3 : DB BOMET - DB NYAMIRA	50	8,588,210		
	C56 : JN B1 (MAU SUMMIT) - JN A104 NAKURU	57	34,688,398	30,000,000	20,000,000
	C55 : B4 MACHEGE - ELDAMA RAVINE - KAMWOSOR	70	17,471,220		
	C12 : NAROK - SEKENANI GATE	80	68,750,612	38,000,000	55,000,000
			601,928,148	495,447,991	511,526,780
ROUTINE AND	C24 : B3 BOMET - DB BURET	21	5,814,735	10,000,000	25,000,000
SPOT IMPROVEMENT	C24 : JN C23 (LITEIN) - DB BOMET (KIPSONOI RIVER)	20	3,935,203		
	C67J1 : KINAMBA - GITHIORO	12	2,029,974	-	-
	C11 : JN B3 - EWASO NGIRO - MORIJO	69	27,170,630	25,000,000	35,000,000
	B5 : NAKURU - NYAHURURU	62	37,106,901	-	-
	B1 : MAU SUMMIT - KERICHO	57	-	-	5,000,000
	B3 : NAROK - JEBILAT		28,931,153	-	-
	B3 : MAI MAHIU - NAROK	90	30,882,125	20,000,000	25,000,000
	B3 : JN A104 (KAMANDURA) - MAI MAHIU	20	14,240,531	35,000,000	65,000,000
	C17 : DB GUCHA (NYANGUSU) - C13 GORGOR	36	3,500,000	-	-
	C51 : MARIGAT - NDINDIKA (C51) ROAD	92	12,220,520	15,000,000	20,000,000
	C55 : JN B4 (KAMBI YA MOTO) - ELDAMA RAVINE	87	25,007,570	81,992,430	15,000,000
	C23 : JN B1 (KERICHO) - DB BURET-KAPLONG	17	16,362,200	27,500,000	7,500,000
	C14 : KILGORIS - GORGOR - BOMET	86	25,311,990	10,000,000	30,000,000
	A104 : NJORO TURNOFF - TIMBOROA	61	8,543,500	7,500,000	15,000,000
	A104 : LONGONOT TURNOFF - LANET	81	11,907,771	10,000,000	15,000,000
	A104 : LANET - NJORO TURNOFF	99	20,662,476	10,000,000	10,000,000
	C88 : MAI MAHIU - NAIVASHA	37	6,474,938	5,800,000	12,500,000
	C51J2 : DB BARINGO - NDINDIKA	9	1,886,644	6,000,000	5,000,000
	C51J2 : JUNCTION C77 - KINAMBA	41	7,866,032	-	-
	C51J2 : NDINDIKA - JUNCTION C77	60	2,785,453	7,530,000	6,000,000
	C35 : JUNCTION B1 LONDIANI -KIPKELION - LONDIANI	60	-	-	5,510,000
	C57 : NJORO - END OF TARMAC	38	23,839,187	15,000,000	25,000,000
	C57 : NAROK - KISIRIRI	30	37,720,743	5,500,000	18,000,000
	C76 : JN B5 KWA KUNGU - NANYUKI	74	4,473,564	-	-
	C77 : RUMURUTI MARALAL		7,064,541	-	-
	B3 : MAI MAHIU -RIRONI		12,736,390	-	-
	C14 : C17 KILGORIS - GORGOR	28	10,282,850	-	-
	C51J2 : MARIGAT - DB LAIKIPIA	60	20,080,980	19,000,000	45,000,000
	C57 : MAU NAROK - KISIRIRI	29	9,165,856	-	-
	C57 : DB NAKURU - KISIRIRI	24	20,707,050	13,500,000	19,000,000
	C13 : OLOLUNGA - LOLGORIAN	120	17,049,522	12,500,000	34,000,000
	C15 : SOTIK - NDANAI - GORGOR	27	-	-	10,000,000
	C13J1 : MARA RIVER - LOLGORIAN	120	12,600,367	-	-
	C13J2 : OLOLOLUNGA - NGORE NGERE	14	21,681,529	-	-
			490,042,926	336,822,430	447,510,000
STRUCTURES	C11 : NAROSURA BOX CULVERT		2,428,075	-	-
	B4 : ENDAU BRIDGE		17,614,738	-	-
	A104 : IHINDU		551,790	-	-
			20,594,603	-	-
EMERENCY	B3 : EMERGENCY WORKS MAI MAHIU - NAROK ROAD		6,000,000	-	-
	TOTAL SOUTH RIFT REGION		1,118,565,677	832,270,421	959,036,780
	NORTH RIFT REGION				
PERIODIC MAINTE.	C36 : JN C39(CHEBARBAR) -NABKOI	21.9	299,149,428	174,000,000	-
	C37 : NANDI HILLS - KAPSABET	16	283,317,879	39,600,000	-
	C48 : SIBANGA - KACHIBORA(CHERANGANI)	13	389,522,430	-	-
			971,989,737	213,600,000	-
ROUTINE MAINTE.	A1 : KAPENGURIA - MARICH PASS	63	27,068,760	30,000,000	50,000,000
	A1 : LODWAR - MAKUTANO	70	14,773,539	4,795,000	5,000,000
	A1 : KALEMUNGOROK - LODWAR	1	5,000,000	-	-
	C36 : JN C39(CHEBARBAR) -NABKOI	21.9	18,000,000	-	15,000,000
	C48 : A1 JN (KITALE) - SIBANGA	14	3,000,000	2,877,000	5,000,000
	C53 : NYARU - KAMWOSOR	16	27,486,826	8,770,000	35,000,000
	C54 : ELDORET - NYARU	40	6,000,000	8,770,000	150,000,000
	C37 : NANDI HILLS - KAPSABET	16	9,241,010	-	5,000,000
	B2 : NANGILI - MOI'S BRIDGE	17	76,123,050	14,385,000	20,000,000
	C51 : ELDORET - ITEN - KABARNET - MARIGAT	126	40,981,695	-	-
	C51 : ELDORET - ITEN		-	40,900,000	10,000,000
	C51 : ITEN - KABARNET		-	19,180,000	120,000,000
	C52 : C51 JN (BIRETWO) - CHEGILET - TOT	86	16,988,010	-	-
	A1 : KALEMUNGOROK - LODWAR	40	10,794,496	-	-
	C50 : MOI'S BRIDGE - ZIWA - MOIBEN - SERGOIT	61	16,742,600	-	-
	A1 : LOKICHOGGIO - NB SUDAN(NADAPAL)	26	5,000,000	4,795,000	5,000,000
	A1 : MAKUTANO - LOKICHOGGIO	145	23,650,000	19,180,000	20,000,000
	A1 : KITALE - KAPENGURIA	41	13,345,000	50,000,000	20,000,000
	A1 : LOKICHAR - LODWAR	81	12,625,000	14,385,000	15,000,000
	A1 : KAINUK - LOKICHAR	85	9,808,000	19,180,000	20,000,000
	A1 : MARICH PASS - KAINUK	30	8,078,100	11,508,000	10,000,000
	B2 : MOI'S BRIDGE - KITALE	19	541,022	30,000,000	50,000,000
	B4 : CHESOGON - MARICH PASS	44	-	8,770,000	40,000,000
	B4 : KERIO RIVER - TOT - CHESOGON	19	13,358,500	19,180,000	20,000,000
	C113 : NGINYANG - KAPENDO	30	-	9,590,000	12,000,000
	C113 : CB BARINGO - (KAPENDO) - LOKWAMOTHING	116	-	8,770,000	20,000,000
	C39J1 : A104 JN (ELDORET) - KAPSABET	45	15,522,000	19,180,000	80,000,000
	C46 : LOKICHAR - DB WEST POKOT	45	13,000,000	9,590,000	15,000,000
	C46 : DB TURKANA - LOMUT	100	4,500,000	6,713,000	12,000,000
	C47 : JN A 1 - MAKUTANO	42	5,000,000	2,877,000	5,000,000
	C47 : A1 - MAKUATANO - NB ETHIOPIA	17	9,000,000	19,180,000	25,000,000
	C48 : KAPCHEROP - KACHIBORA (CHERAGANI)	168	-	19,180,000	15,000,000
	C48 : MOIBEN - CHEBORORWA - KACHIBORA	15	7,839,700	-	-
	C50 : MOI'S BRIDGE - ZIWA	61	-	18,221,000	20,000,000
	C50 : SERGOIT -MOIBEN	19	-	20,000,000	30,000,000
	C50 : ZIWA - MOIBEN	20	-	16,303,000	20,000,000

	ROAD NAME	KMs	REVISED BUDGET 2013/2014	PROPOSED BUDGET 2014/2015	FORWARD BUDGET 2015/2016
	C51 : KABARNET - MARIGAT	17	14,730,000	135,000,000	10,000,000
	A104 : TIMBOROA - MAILI TISA (JCN B2)	40	-	4,795,000	5,000,000
	C52 : CHEGILET - TOT (JN B4)	80	5,446,000	19,180,000	20,000,000
	C52 : C51 JN (BIRETWO) - CHEGILET	44	-	9,590,000	20,000,000
	C53 : C54 JN (NYARU) - ITEN (JN C51)	40	9,756,047	19,180,000	25,000,000
	C54 : NYARU - FLOUR-SPAR	54	14,564,212	-	15,000,000
	A1 : LODWAR - MAKUTANO	24	-	14,385,000	20,000,000
	A1 : WAKOR - MARICH PASS	70	1,897,500	-	-
	B2 : A104 JN (MAILI TISA) - NANGILI	10	-	14,385,000	20,000,000
	B4 : MARIGAT LORUK	17	7,754,350	14,385,000	15,000,000
	C48 : CHEBORORWA - CBT/NZOIA (KAPCHEROP)	19	-	19,180,000	20,000,000
	C53 : A104 JN(BURNT FOREST) - KAMWOSOR (C55)	17	8,430,860	14,385,000	20,000,000
			476,046,278	720,744,000	1,059,000,000
STRUCTURES	A1 : KAWALATHE DRIFT	0.5		1,918,000	2,000,000
	A1 : KALEMUNGOK DRIFT	1		1,918,000	2,000,000
	A1 : KALOBEYEI DRIFT	0.5		1,918,000	2,000,000
	A1 : ORTUM BOX CULVERT	0.1	169,352	-	-
	C52 : CHEPTARBEI B/ CULVERT	0.1		1,918,000	2,000,000
	C52 : KIPEMBO DRIFT	0.1	713,944	-	-
	C51 : ELDORET -ITEN (MARURA BRIDGE)	32	600,000	959,000	1,000,000
			1,483,296	8,631,000	9,000,000
					-
EMERGENCY	EMERGENCY EMBANKMENT AT KAMATIRA	1	60,724	-	-
	EMERGENCY B2 ROAD KM 5 +700 FROM A104	1	34,889,643	-	-
	EMERGENCY MARURA BRIDGE	1	424,030	9,590,000	10,000,000
	C52 :CHEGILET - TOT (JN B4) (MTF)	10	4,700,000	9,590,000	10,000,000
	B4 : KERIO RIVER - TOT - CHESOGON (MTF)	10	4,700,000	9,590,000	10,000,000
	REGIONAL EMERGENCY KITTY		6,000,000		
			50,774,396	28,770,000	30,000,000
	TOTAL NORTH RIFT REGION		1,500,293,707	971,745,000	1,098,000,000
	WESTERN REGION				
	A1 : KAMUKUYWA - KITALE	-	-	-	
PERIODIC MAINTE.	C37 : DB UASIN GISHU - JUNC C39 (CHEPTIRIT)	50	23,112,601	-	
	C39 : ELDORET - KAPSABET - CHEVAKALI	47	123,924,781	20,000,000	
	C42 : JUNCTION A1(KAMUKUYWA) - CHWELE	16	116,244,236	-	
	C44J1 : A104 (TURBO) - A1 (SIKHENDU)	39.4	26,184,525	-	
	C33J1 : BUNGOMA - CHWELE	20	-	166,046,000	202,232,002
			289,466,142	186,046,000	202,232,002
ROUTINE MAINTE.	C37 : DB UASIN GISHU - JUNC C39 (CHEPTIRIT)	50		28,360,000	41,697,320
	C39 : CHEVAKALI - KAPSABET	47		28,360,000	41,697,320
	C42 : JUNCTION A1(KAMUKUYWA) - CHWELE	16		19,180,000	20,848,660
	C44J1 : A104 (TURBO) - A1 (SIKHENDU) - [SPOT GRAVELLING]	39.4	7,000,350	76,720,000	83,394,640
	C39 : DB UASIN GISHU-JUNC C39 (CHEPTIRET) - SPOT IMPROVEMENT	50	37,916,900		
	C31 : JUNC C33 (MAYONI) - JUNC B1 (MBWEKAS)	47	19,687,150	19,180,000	20,848,660
	C32 : JUNC C31 (MUNGATSI) - KIMAETI	24.2	28,789,563	23,975,000	26,060,825
	C32 : KIMAETI - LWAKHAKHA	21.7	28,023,526	23,975,000	26,060,825
	C33 : JUNC B1 (EBUYANGU) - EKERO - MAYONI	31	6,709,312	23,975,000	26,060,825

	ROAD NAME	KMs	REVISED BUDGET 2013/2014	PROPOSED BUDGET 2014/2015	FORWARD BUDGET 2015/2016
	C33 : MAYONI - BUNGOMA	33	21,100,000	23,975,000	26,060,825
	C33J1 : BUNGOMA - CHWELE	20	38,298,580	-	-
	C37 : JUNC A104 (TURBO) - DB NANDI SOUTH	9	16,535,724	19,180,000	20,848,660
	C39 : JUNC A1 (SITENDKHISA) - JUNC B1 (YALA)	21	5,000,000	4,795,000	5,212,165
	C39 : KAPSABET - CHEVAKALI	47	837,568	-	-
	C40 : KAKAMEGA - EKERO	31	97,834,025	28,360,000	41,697,320
	C41 : JUNC A1 (LURAMBI) - JUNC C33 (BUNGOMA)	43.3	27,297,612	38,360,000	41,697,320
	C42 : CHWELE - JUNC C32 (SANGO)	25.2	40,725,850	28,770,000	31,272,990
	C43 : JUNC B1 (MBWEKAS) - JUNC A104 (MALABA)	28	25,754,459	28,770,000	31,272,990
	C44J1 : JUNC A1 (PAPATON) - ENDEBES	31	26,955,970	23,975,000	26,060,825
	C45 : ENDEBES - SUAMS (CUSTOMS)	26	50,381,673	28,770,000	31,272,990
	C45 : KITALE - ENDEBES	19	69,220,719	23,975,000	26,060,825
			548,068,980	492,655,000	568,125,985
STRUCTURES	C32 : MALAKISI BRIDGE	-	823,600	959,000	1,042,433
	C31 : WALATSI BRIDGE	-	4,000,000	959,000	1,042,433
	C33 : NZOIA BRIDGE	-	5,150,900	1,918,000	2,084,866
	C33 : PANYAKO ARMCO CULVERT	-	1,056,050	2,397,500	2,606,083
	C41 : LUKOYE ARMCO CULVERT	-	539,776	479,500	521,217
	C41 : NZOIA BRIDGE	-	2,228,626	959,000	1,042,433
	C41 : SASALA BRIDGE	-	2,398,218	959,000	1,042,433
	C42 : YABEKO (SIRISIA) BRIDGE	-	71,798,021	479,500	521,217
	C32 : SANGO BRIDGE	-	3,500,000	479,500	521,217
	C41 : MUSAMBA BRIDGE	-	3,563,700	959,000	1,042,433
	C44 : NZOIA BRIDGE	-	4,800,000	959,000	1,042,433
	C42 : TOLOSO BRIDGE	-	76,083,100	959,000	1,042,433
			175,941,990	12,467,000	13,551,629
EMERGENCY	EMERGENCY FUND FOR ALL ROADS		6,000,000	5,754,000	6,254,598
	TOTAL WESTERN REGION		1,019,477,113	696,922,000	790,164,214
	TOTAL ROAD WORKS		12,223,689,694.98	8,247,892,134.04	9,437,448,389.99
	ADMINISTRATION EXPENSES		1,211,367,026	1,013,149,912	1,156,380,433
	AXLE LOAD ACTIVITIY		821,727,474	565,687,078	615,021,833
	EMERGENCY WORKS		310,311,456	220,000,000	285,716,566
	ROAD CONDITION SURVEY IN REGIONS		32,343,571	24,000,000	26,075,533
	OPERATIONS & MAINTENANCE OF RMS		10,000,000	15,000,000	28,161,576
	THIKA SUPER HIGHWAY		180,000,000	500,000,000	-
	GRAND TOTAL KENHA		14,789,43 9,222.00 14,789,439,222.00	10,585,72 9,124.00 10,585,729,124.00	11,548, 804,331.11 11,548,804,331.11

40% Kenya National Highways Authority - Administration

DESCRIPTION	REVISED BUDGET 2013/2014 (KSHS.)	PROPOSED BUDGET FY 2014/2015 (KSH)	FORWARD BUDGET FY 2015/2016 (KSHS)
INCOMES			
RMLF (4% OF FUND)	1,264,436,525	1,013,149,912	1,104,396,333
INTEREST INCOME	200,000,000	200,000,000	210,000,000
OTHER INCOMES	30,000,000	40,000,000	42,000,000
DISPOSAL OF FIXED ASSETS	20,000,000	20,000,000	21,000,000
ADVERTISEMENT ON ROAD RESERVES	145,000,000	275,000,000	288,750,000
WAY LEAVES	5,000	5,000	5,250
TOTAL INCOME	1,659,441,525	1,548,154,912	1,666,151,583
CAPITAL EXPENDITURE			
COMPUTERS& ACCESSORIES	42,310,871	25,290,973	32,144,447
ICT & TELEPHONY	37,866,464	30,464,641	31,987,873
COMPUTER SOFTWARE	38,630,112	40,956,134	63,003,941
OFFICE EQUIPMENT	6,483,329	7,391,438	7,761,010
MOTOR VEHICLES	20,200,000	10,200,000	15,710,000
FURNITURE & FITTINGS	8,244,720	4,119,180	4,325,139
OFFICE PARTITIONS & FIXTURES	16,707,662	4,099,712	4,304,698
TOTAL CAPITAL EXPENDITURE	170,443,158	122,522,079	159,237,107
MOTOR VEHICLE EXPENSES			
MOTOR VEHICLES INSURANCE	9,209,796	9,209,796	9,670,286
PARKING FEES	156,955	197,929	207,825
MOTOR VEHICLE FUEL OIL	28,713,404	28,241,501	29,653,576
MOTOR VEHICLE TYRES & TUBES	9,738,423	8,197,893	8,607,787
MV PARTS ,SERVICE & MAINTENANCE	21,050,223	20,050,223	21,052,735
TOTAL MOTOR VEHICLE EXPENSES	68,868,801	65,897,342	69,192,209
PROMOTIONAL EXPENSES			
ADVERTISING & PUBLICITY	42,024,277	40,000,000	42,000,000
TRAVELLING & ACCOMMODATION	528,938	528,938	555,385
CORPORATE SOCIAL RESPONSIBILITY	2,822,163	1,718,358	1,804,276
TOTAL PROMOTIONAL EXPENSES	45,375,378	42,247,296	44,359,661
FINANCIAL EXPENSES			
BANK CHARGES	3,211,222	3,211,222	3,371,783
BANK INTEREST	0		0
TOTAL FINANCIAL EXPENSES	3,211,222	3,211,222	3,371,783
RENT & RATES			
RENT & RATES	62,859,970	65,859,970	69,152,969
TOTAL RENT & RATES	62,859,970	65,859,970	69,152,969
UTILITIES			
WATER	898,357	898,357	943,275
ELECTRICITY	2,480,411	2,480,411	2,604,431
TOTAL UTILITIES	3,378,768	3,378,768	3,547,706
REPAIRS & MAINTENANCE			
R&M OFFICE EQUIPMENT	5,404,033	4,404,033	4,624,234
REPAIRS & RENEWALS	10,817,873	11,817,873	12,408,767
TOTAL REPAIRS & MAINTENANCE	16,221,906	16,221,906	17,033,001
STAFF COSTS			
STAFF TRAINING -LOCAL	20,921,963	15,543,283	16,320,447
STAFF TRAINING-ABROAD	25,377,709	19,518,369	20,494,287
SALARIES & WAGES	705,800,722	710,302,236	755,817,348
PENSION/GRATUITY-EMPLOYER	52,498,537	55,123,464	57,879,637
NSSF-EMPLOYER	1,600,000	8,640,000	9,072,000
LEAVE & PASSAGE ALLOWANCE	12,061,995	12,561,995	13,190,095
RECRUITMENT EXPENSES	555,451	755,451	793,224
STAFF SUBSISTENCE ALLOWANCE	33,050,427	20,689,010	21,723,461
STAFF WELFARE	21,124,390	20,565,230	21,593,492
STAFF GENERAL INSURANCE	14,000,000	14,512,752	15,238,389
STAFF MEDICAL	101,900,684	102,900,684	108,045,718
STAFF MOBILE PHONE HANDSETS	539,596	539,596	566,576
STAFF SECURITY	2,689,200	2,823,660	2,964,843
STAFF DOMESTIC	240,000	480,000	504,000

DESCRIPTION	REVISED BUDGET 2013/2014 (KSHS.)	PROPOSED BUDGET FY 2014/2015 (KSH)	FORWARD BUDGET FY 2015/2016 (KSHS)
TOTAL STAFF COSTS	992,360,674	984,955,730	1,044,203,516
PROFESSIONAL FEES			
LEGAL FEES	28,781,426	28,000,000	29,400,000
AUDIT FEES	3,000,000	3,000,000	3,150,000
CONSULTANCY FEES	31,942,005	28,000,000	29,400,000
TOTAL PROFESSIONAL FEES	63,723,431	59,000,000	61,950,000
GENERAL EXPENSES			
OFFICE STATIONARY & CONSUMABLES	21,548,734	20,500,000	21,525,000
POSTAGE & COURIER SERVICES	1,071,800	1,000,000	1,050,000
TELEPHONE	21,962,972	15,000,000	15,750,000
NEWSPAPERS & MAGAZINES	3,321,232	3,013,530	3,164,207
CONFERENCES & SEMINARS	19,485,370	10,085,210	10,589,471
GENERAL INSURANCE	2,084,711	2,000,000	2,100,000
SUBSCRIPTIONS	1,703,469	1,703,469	1,788,642
SECURITY	24,970,840	24,970,840	26,219,382
PRINTING & PHOTOCOPY*	2,339,754	2,080,000	2,184,000
DRINKING WATER	1,723,486	1,800,000	1,890,000
HIRE OF TRANSPORT	549,241	555,241	583,003
REFERENCE MATERIALS	812,820	400,000	420,000
KITCHEN UTENSILS	100,000	100,000	105,000
CLEANING & SANITATION	7,085,035	7,031,035	7,382,587
RESEARCH & DEVELOPMENT	1,500,000	1,500,000	1,575,000
TOTAL GENERAL EXPENSES	110,259,462	91,739,325	96,326,291
DIRECTORS EMOLUMENTS			
TRANSPORT & ACCOMMODATION	10,529,360	10,529,360	11,055,828
SITTING ALLOWANCE	6,141,915	6,141,915	6,449,011
LUNCH ALLOWANCE	1,400,000	1,400,000	1,470,000
INSURANCE	815,900	800,000	840,000
LOCAL TRAINING	1,587,337	1,500,000	1,575,000
OVERSEAS TRAINING	6,000,000	6,000,000	6,300,000
OVERSEAS TRAVEL. & ACCOMOD.	19,411,000	19,000,000	19,950,000
FIELD ACTIVITIES EXPENSES	11,577,785	10,336,000	10,852,800
HONORARIA	960,000	960,000	1,008,000
TELEPHONE/ EMAILS EXPENSES	84,000	84,000	88,200
MINISTERIAL & OTHER FUNCTIONS	4,261,306	3,000,000	3,150,000
REFRESHMENTS	320,000	320,000	336,000
DIRECTORS' INDUCTION	500,000	500,000	525,000
TOTAL DIRECTORS' EMOLUMENTS	63,588,603	60,571,275	63,599,839
DEPARTMENTAL FIELD ACTIVITIES			
DIRECTOR GENERAL	3,060,085	3,000,000	3,150,000
PLANNING & ENVIRONMENT	7,023,425	3,000,000	3,150,000
DESIGN & CONSTRUCTION	3,020,765	2,500,000	2,625,000
SPECIAL PROJECTS	3,272,512	2,500,000	2,625,000
MAINTENANCE	9,387,543	3,000,000	3,150,000
FINANCE	5,025,170	3,000,000	3,150,000
HR&A	9,071,758	1,500,000	1,575,000
LEGAL	863,935	800,000	840,000
QAS	1,971,500	750,000	787,500
PROCUREMENT	5,916,450	3,000,000	3,150,000
AUDIT	3,221,510	3,000,000	3,150,000
ICT	3,015,500	1,500,000	1,575,000
ADMINISTRATION	1,000,000	2,000,000	2,100,000
CORPORATE COMMUNICATION AFFAIRS	2,500,000	2,000,000	2,100,000
ENTERPRISE RISK MANAGEMENT	800,000	1,000,000	1,050,000
TOTAL DEPARTMENTAL FIELD ACTIVITIES	59,150,153	32,550,000	34,177,500
TOTAL EXPENDITURE	1,659,441,525	1,548,154,912	1,666,151,583
LESS FUNDS FROM OTHER SOURCES	395,005,000	535,005,000	561,755,250
TOTAL RMLF ADMIN BUDGET	1,264,436,525	1,013,149,912	1,104,396,333

40% Kenya National HighwaysAuthority - Axle Load

AXLE LOAD CONTROL UNIT BUDGET FOR 2014/2015

No	DESCRIPTION	AMOUNT IN KSHS	AMOUNT IN KSHS
A	GOODS & SERVICES		
	WEIGHBRIDGE PROHIBITION AND COMPLIANCE BOOKS	10,000	10,000
	MONITORING	10,000,000	10,000,000
	MULTIDECK SCALE FOR THIKA ROAD WEIGH-BRIDGE	25,677,077	
	MOBILE WEIGHBRIDGE FOR MONITORING		10,011,833
	SUB TOTAL GOODS & SERVICES	35,687,077	20,021,833
B	MANAGEMENT CONTRACTS		
	MARIAKANI, MTWAPA & NETWORK	118,000,000	130,000,000
	ATHI RIVER, JUJA, ISINYA & NETWORK	120,000,000	140,000,000
	GILGIL, MAI MAHIU & NETWORK	100,000,000	115,000,000
	WEBUYE, MALABA, ELDORET & NETWORK	95,000,000	105,000,000
	KISUMU, BUSIA, ISEBANIA & NETWORK	97,000,000	105,000,000
	SUB TOTAL FOR MANAGEMENT CONTRACTS	530,000,000	595,000,000
	TOTAL	565,687,077	615,021,833

10% Kenya Rural Roads Authority - Road Works

REGION: NAIROBI						
CONSTITUENCY	ROAD NO.	S.T	ROAD NAME	WORK CATEGORY	KMs	AMOUNT (Ksh)
EMBAKASI SOUTH						
	UUF 11E	P	AA-MUKURU KWA NJENGA	SPOT IMPROV	0.7	7,200,816.00
			TOTAL FOR : EMBAKASI SOUTH		0.7	7,200,816.00
EMBAKASI NORTH						
	UUF01EM	G	MAITO NJERI ROAD(PHASE1)	SPOT IMPROV	0.2	5,672,864.00
	UUF02E	G	DANDORA FOUR SQUARE ROAD(PHASE 5)	SPOT IMPROV	0.9	1,528,416.00
			TOTAL FOR : EMBAKASI NORTH		1.1	7,201,280.00
EMBAKASI CENTRAL						
	UUF 09E	P	KAYOLE JUCTION-QUAR-RY BRIDGE	SPOT IMPROV	1.0	1,932,560.00
	UUF31EM	P	SOWEMART-KIMANDI ROAD	SPOT IMPROV	0.6	5,268,024.00
			TOTAL FOR : EMBAKASI CENTRAL		1.6	7,200,584.00
EMBAKASI EAST						
	UUF 28EM	G	88 ACCESS ROAD	SPOT IMPROV	0.4	1,610,080.00
	UUF 52EM	G	PARADISO-NYAYO ACCESS ROAD	SPOT IMPROV	1.2	5,595,840.00
			TOTAL FOR : EMBAKASI EAST		1.6	7,205,920.00
EMBAKASI WEST						
	UUF22EM	G	CARTON CITY ROAD	SPOT IMPROV	1.2	3,802,016.00
	UUF42EM	G	MAHATMA ROAD	SPOT IMPROV	0.8	3,405,064.00
			TOTAL FOR : EMBAKASI WEST		2.0	7,207,080.00
MAKADARA						
	UUF 41MAKA	G	KALOLENI-MAKONGENI ROAD	SPOT IMPROV	0.9	4,640,928.00
	UUF66MAKA	P	KAYOLE ESTATE SERVICE ROADS	SPOT IMPROV	1.0	2,562,440.00
			TOTAL FOR : MAKADARA		1.9	7,203,368.00
KAMUKUNJI						
	UUF 05KAMU	G	18TH STREET ROAD	SPOT IMPROV	0.9	4,736,280.00
	UUF 11KAMU	G	MFUDUDU LANE	SPOT IMPROV	0.4	2,464,188.00
			TOTAL FOR : KAMUKUNJI		1.3	7,200,468.00
STAREHE						
	UUF3	G	ENTERPRISE MUKURU KAYABA ACCESS ROAD	SPOT IMPROV	1.0	2,048,676.00
	UUF37ST	P	BANK VILLA-EXECUTIVE HOUSE ACCESS ROAD	SPOT IMPROV	0.5	5,152,720.00
			TOTAL FOR : STAREHE		1.5	7,201,396.00
MATHARE						
	UUF36MA	P	DR.MUNENE-HURUMA ROUNDABOUT ROAD	SPOT IMPROV	0.6	7,201,396.00
			TOTAL FOR : MATHARE		0.6	7,201,396.00
DAGORETTI NORTH						
	UUF 270	G	MATOPENI ROAD	SPOT IMPROV	1.0	3,290,920.00
	UUF 328	G	KINGATIA ROAD	SPOT IMPROV	0.6	3,914,884.00
			TOTAL FOR : DAGORETTI NORTH		1.6	7,205,804.00
ROYSAMBU						
	UUF 51KASA	G	ZIMMERMAN-NJATHAINI ROAD	SPOT IMPROV	0.9	4,605,548.00
	UUF28KASA	E	KAMAE ROAD	SPOT IMPROV	0.5	2,599,560.00
			TOTAL FOR : ROYSAMBU		1.4	7,205,108.00
RUARAKA						
	UUF 171	E	LAUNDRY ROAD	SPOT IMPROV	0.8	3,419,448.00
	UUF 488	G	NGOMONGO PO-LICE-LUCKY SUMMER BRIDGE	SPOT IMPROV	0.7	3,785,660.00
			TOTAL FOR : RUARAKA		1.5	7,205,108.00
DAGORETTI SOUTH						
	UUF 118	E	SENIOR CITIZEN ROAD	SPOT IMPROV	0.6	1,990,096.00
	UUF 160	G	LENANA MUTU-INI ROAD	SPOT IMPROV	2.5	3,268,184.00
	UUF 29DA	G	NGATHUDIKI SLUMS ROAD	SPOT IMPROV	1.0	1,944,044.00
			TOTAL FOR : DAGORETTI SOUTH		4.1	7,202,324.00
KIBRA						
	UUF 05KIBRA	G	SHILANGA-MSF(AMREF HOSPITAL)	SPOT IMPROV	0.5	2,338,792.00
	UUF 113	E	BOMBOLULU-BYPASS ROAD	SPOT IMPROV	1.0	1,689,888.00
	UUF09KIBRA	P	AYANY ESTATE LINES PAMOJA FM	SPOT IMPROV	0.1	3,177,240.00
			TOTAL FOR : KIBRA		1.6	7,205,920.00
WESTLANDS						
	UUF19WEST	G	RUNDA GROOVE ACCESS ROAD	SPOT IMPROV	0.5	3,197,888.00
	UUF25WEST	G	KWAHERI ROAD	SPOT IMPROV	3.0	4,003,392.00
			TOTAL FOR : WESTLANDS		3.5	7,201,280.00
LANGATA						
	UUF 127	E	KUWINDA ROAD	SPOT IMPROV	0.5	3,646,460.00
	UUF 394	G	NAIROBI ACADEMY ACCESS ROAD	SPOT IMPROV	0.8	2,029,768.00
	UUF56LANGA	G	UCHUMI LANGATA ACCESS ROAD	SPOT IMPROV	0.4	1,524,240.00
			TOTAL FOR : LANGATA		1.7	7,200,468.00
KASARANI						
	UUF 57	G	MATERNITY KWA NGU-RA ACCESS ROAD	SPOT IMPROV	0.3	2,097,280.00
	UUF14KASA	E	MUGUMOINI-DARAJA	SPOT IMPROV	0.8	5,108,640.00
			TOTAL FOR : KASARANI		1.1	7,205,920.00
			TOTAL FOR : NAIROBI		28.7	122,454,240.00
REGION: KIAMBU						
GATUNDU SOUTH						
	E1529	G	GATUNDU - GITHARURU	ROUTINE MAINTE	5.9	574,805.61
	U_G29403	E	U_G29403	ROUTINE MAINTE	1.3	244,001.35
	U_G29405	E	JN E1530 - KIHURIRIO PRY SCHOOL.	SPOT IMPROV	2.0	2,303,743.06
	U_G29505	E	U_G29505	SPOT IMPROV	3.4	4,077,487.51
			TOTAL FOR : GATUNDU SOUTH		12.5	7,200,037.53
JUJA						
	E1535	G	A2 JUJA - MUNYU	ROUTINE MAINTE	35.8	160,080.00
	URA56	G	HA MURAGE-ATHI PRI.	SPOT IMPROV	2.5	1,644,423.38
	URP2	G	HA KAIRU-MATAN-GI-GSU	SPOT IMPROV	7.7	3,075,677.36
	URP23	G	NDARUGU - NYACA-BA URP	SPOT IMPROV	3.7	2,319,921.31
			TOTAL FOR : JUJA		49.7	7,200,102.05
THIKA TOWN						
	E1536	G	E1536	SPOT IMPROV	7.1	3,021,879.95
	U_L19	G	JN A3 - KWAHERI - JNE1535 MUNYU	SPOT IMPROV	6.4	4,178,242.33
			TOTAL FOR : THIKA TOWN		13.5	7,200,122.27
GITHUNGURI						
	E1529A	G	KWANDONGA-MI-TAHATU-NGENIA	SPOT IMPROV	5.8	4,282,714.78
	U_G2560	E	U_G2560	SPOT IMPROV	0.9	2,917,393.85

CONSTITUENCY	ROAD NO.	S.T	ROAD NAME	WORK CATEGORY	KMs	AMOUNT (Ksh)
			TOTAL FOR : GITHUNGURI		6.7	7,200,108.63
KIAMBU						
	U_G2598	E	U_G2598	SPOT IMPROV	1.6	2,780,450.61
	U_P200	E	JN E402 NDUMBERI-KINGUMI KIHINGO	SPOT IMPROV	1.6	2,804,057.10
	URP50	E	NDUMBERI-RIABAI	ROUTINE MAINTE	5.8	671,251.11
	URP57	E	KANGOYA-NDUMBERI	SPOT IMPROV	3.9	944,452.86
			TOTAL FOR : KIAMBU		12.8	7,200,211.69
KIAMBAA						
	U_G210009	G	U_G210009	SPOT IMPROV	0.6	7,200,091.20
			TOTAL FOR : KIAMBAA		0.6	7,200,091.20
KABETE						
	E1501	SD	E1501	SPOT IMPROV	1.9	2,948,712.58
	E421	E	MWIMUTO - GIKUNI	SPOT IMPROV	3.3	1,595,008.28
	E422	G	E422	ROUTINE MAINTE	14.2	632,806.68
	E423A	G	E423A	SPOT IMPROV	4.4	2,023,774.86
			TOTAL FOR : KABETE		23.8	7,200,302.40
KIKUYU						
	U_G21732	E	U_G21732	SPOT IMPROV	1.8	2,707,016.41
	U_G21986	E	U_G21986	ROUTINE MAINTE	4.4	824,153.09
	U_G21998	E	U_G21998	SPOT IMPROV	3.0	1,885,245.27
	U_G22134	E	U_G22134	SPOT IMPROV	1.8	1,783,702.07
			TOTAL FOR : KIKUYU		10.9	7,200,116.84
LIMURU						
	E1516	SD	E1516	ROUTINE MAINTE	3.4	262,409.17
	R19-KIAMBU	E	R19-KIAMBU	SPOT IMPROV	5.5	2,420,195.00
	U_G22422	E	U_G22422	SPOT IMPROV	7.9	2,559,630.68
	U_P163A	G	KAMANDURA UNDER-PASS-PCEA	SPOT IMPROV	3.0	1,957,893.47
			TOTAL FOR : LIMURU		13.8	7,200,128.32
LARI						
	E441	G	KARIAINI - RUKUMA - KIRENGA	ROUTINE MAINTE	6.6	914,921.58
	E442	G	KIMENDE - MATAHIA	SPOT IMPROV	13.3	2,744,096.46
	U_E4063	SD	U_E4063	SPOT IMPROV	0.9	1,133,923.42
	U_G2038	G	U_G2038	SPOT IMPROV	2.3	2,407,199.06
			TOTAL FOR : LARI		23.0	7,200,140.51
GATUNDU NORTH						
	E500	G	KAMUNYAKA - KANJUKU	SPOT IMPROV	13.8	5,416,257.96
	E505	SD	GATUKUYU - CHANIA RIVER	ROUTINE MAINTE	13.5	1,783,831.88
			TOTAL FOR : GATUNDU NORTH		27.3	7,200,089.85
RUIRU						
	URP39	G	MUTONGA - (BY PASS) CULVERT STAGE	SPOT IMPROV	3.0	7,200,264.79
			TOTAL FOR : RUIRU		3.0	7,200,264.79
			TOTAL FOR : KIAMBU		197.4	86,401,716.07
REGION: KIRINYAGA						
MWEA						
	E659	G	B6 MURURI-D458 KIMBIMBI	SPOT IMPROV	7.8	1,828,044.00
	E659J1	G	D458 KIMBIMBI-MAHIGAINI-NYAMINDI-KIUMBUINI	ROUTINE MAINTE	10.0	1,450,464.00
	R29-KI	G	R2 KARII-C73 NEAR E1632	SPOT IMPROV	5.4	1,984,296.00
	R33-KI	G	KIMBIMBI-B6 P.I	SPOT IMPROV	9.4	1,937,108.36
			TOTAL FOR : MWEA		32.5	7,199,912.36
GICHUGU						
	D458	G	C73KUTUS/EMBU-B6KIMBIMBI	SPOT IMPROV	8.5	1,828,740.00
	D461	G	D456KIRIGU-D458KIANYAGA	SPOT IMPROV	6.5	3,332,493.24
	E622	G	B6 MURURI-D458 NGIRIAMBU	SPOT IMPROV	7.7	2,037,229.12

CONSTITUENCY	ROAD NO.	S.T	ROAD NAME	WORK CATEGORY	KMs	AMOUNT (Ksh)
			TOTAL FOR : GICHUGU		22.7	7,198,462.36
NDIA						
	R27-KI	G	A2 FISHERIES-E1645 GITAGAGA	SPOT IMPROV	10.9	3,481,378.08
	U_G26063	E	U_G26063	SPOT IMPROV	3.4	3,718,896.20
			TOTAL FOR : NDIA		14.3	7,200,274.28
KIRINYAGA CENTRAL						
	E1632	G	D456 NGARU-D455 MUKINDURI	SPOT IMPROV	2.4	2,747,297.60
	E1632J1	G	C73 GATUTO-D456 NGARU	SPOT IMPROV	5.5	4,452,288.22
			TOTAL FOR : KIRINYAGA CENTRAL		7.9	7,199,585.82
			TOTAL FOR : KIRINYAGA		77.4	28,798,234.82
REGION: MURANGA						
KANGEMA						
	D422	G	GAKIRA - KANYENYAINI - KAGAA	SPOT IMPROV	13.6	2,941,982.35
	E538	G	JCT. C70 KANGEMA - JCT. D427 MATHIOYA RIVER	ROUTINE MAINTE	18.9	3,331,955.01
	E539	G	JCT. E540 KANGEMA HIGH SCH. - JCT. C72 KARICHIUNGU	ROUTINE MAINTE	11.3	925,619.10
			TOTAL FOR : KANGEMA		43.8	7,199,556.46
MATHIOYA						
	D428	G	KAIRO - KIRIAINI - MURANGA	ROUTINE MAINTE	23.5	1,923,569.07
	E553	G	JCT. D428 KIRIAINI - JCT. D428 MUGEKA	SPOT IMPROV	13.2	5,276,354.81
			TOTAL FOR : MATHIOYA		36.7	7,199,923.88
KIHARU						
	E1583	E	HA-PAUL - KAGUMO	SPOT IMPROV	3.5	1,544,999.63
	E522	E	JCT. D440 GITHAMBO - JCT. E523 GITHIGA	SPOT IMPROV	5.6	3,194,970.58
	U_G27437	E	JCT. E539 GIKANDU - JCT. D427 MATHIOYA DAM	SPOT IMPROV	5.9	2,459,999.53
			TOTAL FOR : KIHARU		15.0	7,199,969.73
KIGUMO						
	E519	G	JCT. E511J2 MUNUNGA - JCT. C70 GACHOCHO	SPOT IMPROV	16.4	5,444,036.48
	E530J1	G	JCT. D416 KAGUNDUINI - JCT. D418 KARURI	SPOT IMPROV	5.4	1,755,953.69
			TOTAL FOR : KIGUMO		21.8	7,199,990.18
MARAGWA						
	D419	G	JCT. C70 KAREGA - D419 A MARAGUA	SPOT IMPROV	14.2	2,847,079.43
	D424	G	C71 MBOMBO - A2 GAKUNGU	SPOT IMPROV	21.4	4,352,897.14
			TOTAL FOR : MARAGWA		35.6	7,199,976.57
KANDARA						
	E1570	E	JCT. E530J1 KAGIRA - JCT. E516A KARIUA	SPOT IMPROV	8.5	3,464,001.23
	E513	G	JCT. C70 KAHAINI - JCT. D415 KIRANGA	SPOT IMPROV	6.2	3,735,965.90
			TOTAL FOR : KANDARA		14.8	7,199,967.13
GATANGA						
	D414	G	JCT. C67 FISHING CAMP - JCT. C70	SPOT IMPROV	11.7	3,805,163.67
	E532	G	JCT. D424J1 KIRIMIRI - JCT. E491 MUBAU-INI	SPOT IMPROV	14.4	3,393,921.81
			TOTAL FOR : GATANGA		26.1	7,199,085.49
			TOTAL FOR : MURANGA		193.8	50,398,469.44
REGION: NYANDARUA						
KINANGOP						
	D389	E	D398	ROUTINE MAINTE	15.0	3,000,107.92
	D393	E	D393	ROUTINE MAINTE	7.5	1,117,274.83
	E1528	G	C68 JUNCTION - MUGIKO - SOKO MJINGA	SPOT IMPROV	3.3	1,643,780.55
	L3790	E	L3790	SPOT IMPROV	5.5	1,438,836.58
			TOTAL FOR : KINANGOP		31.3	7,199,999.87
OLKALOU						
	D385	G	GWA KIONGO - TUMAINI -MAWINGU - KANYIRIRI	ROUTINE MAINTE	26.5	4,053,081.63
	E1754	G	SILANGA - CHARAGITA	SPOT IMPROV	11.3	3,146,888.99
			TOTAL FOR : OLKALOU		37.8	7,199,970.62
NDARAGWA						

CONSTITUENCY	ROAD NO.	S.T	ROAD NAME	WORK CATEGORY	KMs	AMOUNT (Ksh)
	D387	G	D388 MAILO 10 - DB LAIKIPIA	ROUTINE MAINTE	15.4	900,032.37
	D388	G	B5 MAILO 10 - C69 KARIAMU	ROUTINE MAINTE	41.0	2,000,071.94
	E458	G	SUBUKU - KAHEHO	ROUTINE MAINTE	12.5	2,000,071.94
	R59-NYAN-DARUA	E	B5 NDARAGWA - L3759 KIHUTHA (THIRIK-WA) RD	SPOT IMPROV	2.7	1,271,419.71
	U_G24109	E	U_G24109	SPOT IMPROV	4.3	1,028,386.36
			TOTAL FOR : NDARAGWA		75.8	7,199,982.33
KIPIPIRI						
	E1756	G	D389 WANJOHI-KIPIPIRI FOREST	ROUTINE MAINTE	7.2	1,000,035.97
	E1764	G	LANGA LANGA - RIR-ISHWA	ROUTINE MAINTE	13.4	2,398,015.85
	R42-NYAN-DARUA	G	RIRISHWA KIHUMBU - LANGA LANGA	SPOT IMPROV	11.2	2,568,100.73
	R44-NYAN-DARUA	G	WANJOHI - LAYETA	SPOT IMPROV	4.1	1,233,844.42
			TOTAL FOR : KIPIPIRI		36.0	7,199,996.97
OLJORO OROK						
	D381	G	NYAHURURU - CHARAG-ITA	ROUTINE MAINTE	29.0	1,671,513.52
	D382	G	KARI - NGANO	ROUTINE MAINTE	19.2	2,007,611.92
	R47A-NYAN-DARUA	E	D381 BIDII - L3754	ROUTINE MAINTE	13.0	1,409,483.07
	R48-NYAN-DARUA	E	C83 MADARAKA- D382	SPOT IMPROV	3.9	1,055,692.75
	R50-NYAN-DARUA	E	C77 KASUKU - KIRI-MANGAI	SPOT IMPROV	4.8	1,055,692.75
			TOTAL FOR : OLJORO OROK		69.9	7,199,994.00
			TOTAL FOR : NYAN-DARUA		250.8	35,999,943.79
REGION: NYERI						
TETU						
	E511	E	E1687 HUBUINI-E569 KONYU	SPOT IMPROV	5.7	2,837,700.00
	UNCL.7 NYERI	G	D432 ITHEKAHUNO - E565 GAKOE	SPOT IMPROV	6.2	4,362,300.00
			TOTAL FOR : TETU		11.9	7,200,000.00
KIENI						
	E593	G	B5 MWEIGA -D446 MWIYOGO	SPOT IMPROV	8.2	3,600,000.00
	U_G25129	E	UR26 NYUMBA ROUND	SPOT IMPROV	4.2	3,600,000.00
			TOTAL FOR : KIENI		12.4	7,200,000.00
OTHAYA						
	D433	G	KIHOME TEA BUYING CENTRE - FOREST BOUNDARY	ROUTINE MAINTE	10.3	795,992.93
	E1681	SD	E550 NYAMARI - C70 OTHAYA	SPOT IMPROV	2.5	1,168,410.84
	E547	G	E547	ROUTINE MAINTE	10.2	795,992.93
	E548	SD	GICHICHE-KAERO	SPOT IMPROV	4.2	1,182,461.86
	E549	G	E549	ROUTINE MAINTE	10.8	622,012.30
	E550	SD	C70 MUNAINI - KIHURI WATER INTAKE	ROUTINE MAINTE	15.8	426,821.95
	E551	G	C70 KIANGANDA-E1672	ROUTINE MAINTE	13.4	839,169.06
	E566	SD	C70 OTHAYA -E555 GIATHENGE	SPOT IMPROV	5.2	1,367,857.80
			TOTAL FOR : OTHAYA		72.3	7,198,719.66
MUKURWENI						
	E556	G	E555 MUTHUTHI - E555 KIBUTIO	SPOT IMPROV	7.6	2,086,977.76
	R16-NYERI	G	D429 KANGURWE - E560 THANGATHI	SPOT IMPROV	8.7	5,113,018.74
			TOTAL FOR : MUKUR-WENI		16.3	7,199,996.50
MATHIRA						
	D451	G	A2 JAMBO-MBOGOINI	ROUTINE MAINTE	46.2	4,952,612.46
	D452	G	D452	ROUTINE MAINTE	12.7	301,047.84
	E599	G	KARATINA - KABIRUINI	ROUTINE MAINTE	11.5	873,199.63
	E600	G	E600	ROUTINE MAINTE	2.5	339,758.32
	E600A	G	E600A	ROUTINE MAINTE	1.9	286,366.74
	E601	G	MAHIGA-INI -NGAINI	ROUTINE MAINTE	3.6	445,946.80
			TOTAL FOR : MATHIRA		78.5	7,198,931.79
NYERI TOWN						
	UNCL.14 NYERI	G	CATHEDRAL GITA-THI-INI	SPOT IMPROV	3.2	5,052,316.59
	UNCL.295-NYERI	E	KIAMA -MEJA THANGA	SPOT IMPROV	1.3	2,147,602.98
			TOTAL FOR : NYERI TOWN		4.5	7,199,919.58
			TOTAL FOR : NYERI		195.9	43,197,567.53
REGION: KILIFI						
KALOLENI						
	E932	E	D549;MARIANGO-KABATE-NI-E924;GOTANI-C107;KIBAO KICHE	SPOT IMPROV	17.8	7,200,465.63
			TOTAL FOR : KALOLENI		17.8	7,200,465.63
KILIFI SOUTH						
	D556	G	MITANGONI-MTWAPA	ROUTINE MAINTE	39.2	7,199,919.77
			TOTAL FOR : KILIFI SOUTH		39.2	7,199,919.77
RABAI						
	E932	E	D549;MARIANGO-KABATE-NI-E924;GOTANI-C107;KIBAO KICHE	SPOT IMPROV	13.6	7,199,368.04
			TOTAL FOR : RABAI		13.6	7,199,368.04
GANZE						
	D549	G	C107;MARIAKANI-GU-RUGURU-MTULU-BAM-BA-VITENGENI-KAKAN-JUNI-KILIFI:B8	ROUTINE MAINTE	81.2	7,199,242.29
			TOTAL FOR : GANZE		81.2	7,199,242.29
MALINDI						
	E1922J1	G	LANGOBAYA-TANGE	SPOT IMPROV	17.0	7,205,820.84
			TOTAL FOR : MALINDI		17.0	7,205,820.84
MAGARINI						
	D555	G	MAMBRUI-BARICHO	ROUTINE MAINTE	59.1	7,197,498.19
			TOTAL FOR : MAGARINI		59.1	7,197,498.19
KILIFI NORTH						
	D549	G	C107;MARIAKANI-GU-RUGURU-MTULU-BAM-BA-VITENGENI-KAKAN-JUNI-KILIFI:B8	SPOT IMPROV	9.0	7,199,921.32
			TOTAL FOR : KILIFI NORTH		9.0	7,199,921.32
			TOTAL FOR : KILIFI		236.9	50,402,236.09
REGION: KWALE						
MSAMBWENI						
	D546J1	G	MILALANI A14 - MKELEKELENI C108	SPOT IMPROV	12.6	3,423,783.08
	R18B-KWALE	E	RAMISI - MWACHANDE	SPOT IMPROV	10.0	3,776,180.95
			TOTAL FOR : MSAMB-WENI		22.6	7,199,964.03
KINANGO						
	D560	G	KIZIAMONZO - MAZERAS	ROUTINE MAINTE	41.1	4,143,982.62
	U_E3036	G	NYANGO - VIGURUN-GANI	ROUTINE MAINTE	27.7	3,055,987.40
			TOTAL FOR : KINANGO		68.8	7,199,970.02
LUNGA LUNGA						
	E942B	E	JUNCTION R8B - KILI-MANGODO	SPOT IMPROV	2.1	3,118,452.88
	E970	E	JEGO - MAJORENI	ROUTINE MAINTE	28.1	4,081,411.01
			TOTAL FOR : LUNGA LUNGA		30.2	7,199,863.89
MATUGA						
	D548	G	RAMISI RIVER - C108 MARERE	ROUTINE MAINTE	34.0	4,270,179.59
	E944	G	KIREWE - KINANGO	ROUTINE MAINTE	16.3	2,929,787.71
			TOTAL FOR : MATUGA		50.3	7,199,967.30
			TOTAL FOR : KWALE		171.8	28,799,765.24
REGION: LAMU						
LAMU EAST						
	E865	E	BODHEI JUNCTION--KI-UNGA-DARASALAAM POINT (SOMALI BORDER)	ROUTINE MAINTE	120.3	7,199,988.92
			TOTAL FOR : LAMU EAST		120.3	7,199,988.92
LAMU WEST						
	D568	E	C112 HINDI--IJARA BOUNDARY	ROUTINE MAINTE	47.1	4,149,178.48
	E883	E	C112(WITU)-PANDAN-GUO-C112(MKUNUMBI)	ROUTINE MAINTE	39.6	3,050,800.00
			TOTAL FOR : LAMU WEST		86.6	7,199,978.48

CONSTITUENCY	ROAD NO.	S.T	ROAD NAME	WORK CATEGORY	KMs	AMOUNT (Ksh)
			TOTAL FOR : LAMU		206.9	14,399,967.40
REGION: MOMBASA						
CHANGAMWE						
	UUA106	E	FLAMINGO MAGONGO WAYANI OLD NAIROBI RD	SPOT IMPROV	1.0	5,829,219.32
	UUA127	E	CHANGAMWE ESTATES ROAD	SPOT IMPROV	0.2	1,370,787.08
			TOTAL FOR : CHANGAMWE		1.2	7,200,006.40
NYALI						
	URP28	G	RATNA SQUARE-(MAKABURINI) LEISURE	SPOT IMPROV	1.6	5,584,113.20
	URP29	G	MWEMBENI BANDARI VILLAS	SPOT IMPROV	1.6	1,615,891.73
			TOTAL FOR : NYALI		3.2	7,200,004.93
LIKONI						
	UUA122	G	INUKA POLICE STATION -KAYA SHONDA RD	SPOT IMPROV	2.0	2,039,409.92
	UUA123	G	KINDUNGUNI OLD CORNER MTONGWE ROAD	SPOT IMPROV	1.5	5,160,594.21
			TOTAL FOR : LIKONI		3.5	7,200,004.13
MVITA						
	UUA78	E	STADIUM LANES 5 ACCESS RD	SPOT IMPROV	0.2	4,801,901.77
	UUA90	G	A109,MAKUPA POLICE STATION - MOMBASA POLYTECHNIC TECHNIC ACCESS RD	SPOT IMPROV	1.0	2,398,105.22
			TOTAL FOR : MVITA		1.2	7,200,006.99
JOMVU						
	URF12	G	JITONI MLIRONI	SPOT IMPROV	4.0	1,547,486.86
	URP3	G	OLD NAIROBI RD - JITONI	SPOT IMPROV	5.0	5,652,518.89
			TOTAL FOR : JOMVU		9.0	7,200,005.76
KISAUNI						
	E949	G	KISAUNI SHANZU	SPOT IMPROV	14.1	5,557,270.70
	URA3	G	E949,KIEMBENI -KASHANI UTANGE	SPOT IMPROV	7.0	1,642,730.51
			TOTAL FOR : KISAUNI		21.1	7,200,001.21
			TOTAL FOR : MOMBASA		39.2	43,200,029.41
REGION: TAITA TAVETA						
TAVETA						
	E695	E	A23 REKEKE - LAKE JIPE	ROUTINE MAINTE	28.1	3,999,996.42
	E699	E	D537 NR - TAVETA ELDORO	SPOT IMPROV	9.4	3,200,004.48
			TOTAL FOR : TAVETA		37.5	7,200,000.90
WUNDANYI						
	E690B	E	MKAWASI - NGERENYI	SPOT IMPROV	16.6	3,500,911.42
	E691	E	E689 KUNGU - WESU-D538 NGONDA	SPOT IMPROV	4.5	3,699,094.48
			TOTAL FOR : WUNDANYI		21.1	7,200,005.90
MWATATE						
	D540	E	D538KIGHOMBO-MWAMBIRWA MOLE	SPOT IMPROV	8.9	3,600,003.85
	E689	E	WUNDANYI-E690 JUNC - NGERENYI - DEMBWA	SPOT IMPROV	10.4	3,599,982.31
			TOTAL FOR : MWATATE		19.3	7,199,986.17
VOI						
	D540	E	D538KIGHOMBO-MWAMBIRWA MOLE	SPOT IMPROV	14.5	7,199,997.16
			TOTAL FOR : VOI		14.5	7,199,997.16
			TOTAL FOR : TAITA TAVETA		92.4	28,799,990.13
REGION: TANA RIVER						
GARSEN						
	E980A	E	B8-SERA	SPOT IMPROV	7.3	2,270,700.00
	U_F3035	E	MAZIWA-GARSEN	SPOT IMPROV	20.3	4,930,000.00
			TOTAL FOR : GARSEN		27.5	7,200,700.00
GALOLE						
	E723	E	SAWARE-WALDENA-MAKUTANO B8	ROUTINE MAINTE	135.3	7,197,800.00
			TOTAL FOR : GALOLE		135.3	7,197,800.00
BURA						
	U_E3121	E	BANGALE-BOKA	ROUTINE MAINTE	54.3	7,200,700.00
			TOTAL FOR : BURA		54.3	7,200,700.00

CONSTITUENCY	ROAD NO.	S.T	ROAD NAME	WORK CATEGORY	KMs	AMOUNT (Ksh)
			TOTAL FOR : TANA RIVER		217.1	21,599,200.00
REGION: EMBU						
MANYATTA						
	D459	E	KIBUGU-KATHANGARI-RI-KAVUROKORI (E635)	ROUTINE MAINTE	12.1	1,399,329.23
	E629	E	MUGOYA-KARURI-NA-KIVWE (E630)	ROUTINE MAINTE	8.2	1,199,856.49
	E633	E	E633	ROUTINE MAINTE	6.0	1,199,896.58
	E635A	E	E635A	SPOT IMPROV	4.5	1,000,121.61
	E638	E	MANYATTA-KAIRU-RI-KIRIARI	ROUTINE MAINTE	8.5	1,199,858.16
	R36-EMBU	E	GATITURI-KIVWE (B6)	SPOT IMPROV	2.0	1,200,183.21
			TOTAL FOR : MANYATTA		41.2	7,199,245.27
RUNYENJES						
	D467	E	B7 KIRITIRI--D469 SIAKAGO--C92 UGWERI	ROUTINE MAINTE	32.0	4,817,816.40
	U_G48540	E	U_G48540	SPOT IMPROV	1.5	2,381,875.33
			TOTAL FOR : RUNYENJES		33.5	7,199,691.73
MBEERE SOUTH						
	E1833	E	KIAMBERE NEWS-ITE-E1839 ISAACO	SPOT IMPROV	13.1	3,739,105.67
	E628	E	GATEGI-MASAMBA-THIBA	ROUTINE MAINTE	29.2	1,061,916.90
	E744	G	D469 KIAMBERE NEWS-ITE-TANA RIVER	ROUTINE MAINTE	16.4	2,395,803.49
			TOTAL FOR : MBEERE SOUTH		58.6	7,196,826.06
MBEERE NORTH						
	D467	E	B7 KIRITIRI--D469 SIAKAGO--C92 UGWERI	ROUTINE MAINTE	32.0	1,199,904.00
	D469	G	MUTHATARI-SIAKAGO-KIRIE-THURA RVR - KIRITIRI (B7)	ROUTINE MAINTE	50.8	2,519,798.40
	E750	G	GIKUYARI-KARAMBARI-MATTA	ROUTINE MAINTE	22.2	1,479,881.60
	E752J1	E	KATHIGA GACHERU-KARAREMA-ISHIARA	ROUTINE MAINTE	15.7	1,999,909.60
			TOTAL FOR : MBEERE NORTH		120.8	7,199,493.60
			TOTAL FOR : EMBU		254.2	28,795,256.66
REGION: ISIOLO						
ISIOLO NORTH						
	E1874	G	A2 ISIOLO TOWN - E1873 LMD	SPOT IMPROV	6.1	3,599,458.98
	E822	G	DB SAMBURU - MERTI -E1972 NR. DB WAJIR	ROUTINE MAINTE	175.4	3,600,524.93
			TOTAL FOR : ISIOLO NORTH		181.5	7,199,983.91
ISIOLO SOUTH						
	E817	G	DB MERU NORTH (KINNA) - D586 GARBATULLA	ROUTINE MAINTE	46.0	3,600,508.01
	E855	G	B9 MODOGASHE - SERICHO - E802 MALKADAKA	ROUTINE MAINTE	131.1	3,599,475.90
			TOTAL FOR : ISIOLO SOUTH		177.1	7,199,983.91
			TOTAL FOR : ISIOLO		358.6	14,399,967.82
REGION: KITUI						
MWINGI NORTH						
	E1902	G	KAMUWONGO-KALATINE	ROUTINE MAINTE	17.0	2,749,141.02
	E793	G	KYANDOO-SYOMUKII	ROUTINE MAINTE	23.6	2,593,327.96
	E797	E	GAI-NGAAIE	SPOT IMPROV	6.7	1,854,273.55
			TOTAL FOR : MWINGI NORTH		47.3	7,196,742.54
MWINGI CENTRAL						
	U_F4047	E	KIWANZA(A3)-MUSOVO-MUANI-IKIME-NGOMENI	ROUTINE MAINTE	27.0	2,309,540.58
	URP231	E	KASTENI-NZIKANI-MULINDE-IVUUSYA	ROUTINE MAINTE	17.0	2,307,374.86
	URP239	G	ENZIU - KAMULEWA - YUMBU - KALATINI	ROUTINE MAINTE	17.0	2,582,758.92
			TOTAL FOR : MWINGI CENTRAL		61.0	7,199,674.36
KITUI WEST						
	URP204	E	SANGALA - KALINDITI - KABATI	SPOT IMPROV	14.5	2,996,000.12
	URP3 - 02	G	KWA NYINGI - KATHEKA	SPOT IMPROV	5.0	4,200,000.17
			TOTAL FOR : KITUI WEST		19.5	7,196,000.29
KITUI RURAL						
	D511	G	MULUTU-TIVA-KAVISUNI-WIKILILYE	ROUTINE MAINTE	49.0	1,889,994.96

CONSTITUENCY	ROAD NO.	S.T	ROAD NAME	WORK CATEGORY	KMs	AMOUNT (Ksh)
	E732	E	B7KISASI-NGU-UNU-D511KAVISUNI	SPOT IMPROV	20.2	5,307,424.82
			TOTAL FOR : KITUI RURAL		69.2	7,197,419.78
KITUI CENTRAL						
	D511	G	MULUTU-TIVA-KA-VISUNI-WIKILILYE	SPOT IMPROV	8.0	2,220,744.08
	URP138	G	MAJENGO-MULUN-DI-KWA MUKUTHU	SPOT IMPROV	4.2	4,976,999.86
			TOTAL FOR : KITUI CENTRAL		12.2	7,197,743.94
KITUI EAST						
	E726	G	E725KIVAUNI-KAN-DUTI-INYUU	SPOT IMPROV	23.9	7,196,000.29
			TOTAL FOR : KITUI EAST		23.9	7,196,000.29
KITUI SOUTH	D506		MUTHA - MUTOMO - KANZIKU	ROUTINE MAINTE	50	4,900,000.04
	D508		IKUTHA - KANZIKU - MUTHA - VOO	ROUTINE MAINTE	52.14	2,302,493.82
			TOTAL FOR : KITUI EAST		102.14	7,202,493.86
MWINGI WEST						
	E744A	G	KWA SIKU- KANYAA - THITANI	ROUTINE MAINTE	22.0	3,334,880.61
	E744B	G	THITANI - MAVUI - THAANA NZAU	ROUTINE MAINTE	27.0	3,865,112.32
			TOTAL FOR : MWINGI WEST		49.0	7,199,992.93
			TOTAL FOR : KITUI		384.0	57,586,574.00
REGION: MACHAKOS						
MASINGA						
	E626A	G	E626- TANA RANCH	SPOT IMPROV	0.6	2,611,869.15
	R1-MACH-AKOS	E	IKATINI - MASINGA	SPOT IMPROV	9.3	1,872,884.27
	U_F4033	E	KITHYOKO - THA-THA - KAONYWENI	SPOT IMPROV	8.6	2,714,895.51
			TOTAL FOR : MASINGA		18.4	7,199,648.92
MAVOKO						
	E434	G	ATHI RIVER - KINANIE - JOSKA	ROUTINE MAINTE	16.4	1,591,711.45
	U-P155	E	MATALIA(KANGUNDO RD) - MITATINI PRY SCH.ROAD	SPOT IMPROV	3.0	3,355,406.42
	U-P96	E	KASINA -MLOLONGO -KENCHIC ROAD	SPOT IMPROV	1.0	2,252,478.23
			TOTAL FOR : MAVOKO		20.4	7,199,596.09
MACHAKOS TOWN						
	U-P088	E	KATHOME -VOTA	SPOT IMPROV	8.0	4,499,988.00
	U-P244	E	KITEINI - KOL	SPOT IMPROV	10.3	2,700,004.40
			TOTAL FOR : MACHAKOS TOWN		18.3	7,199,992.40
MWALA						
	D520	G	TALA-KABAA	ROUTINE MAINTE	16.7	1,329,893.58
	E710	E	MIU - DB MAKUENI	ROUTINE MAINTE	19.0	1,539,876.78
	E813	E	KITHANGATHINI - KAVUMBU	ROUTINE MAINTE	8.3	811,951.76
	U_G44740	E	IIANI - LEMA	SPOT IMPROV	4.8	3,517,495.73
			TOTAL FOR : MWALA		48.8	7,199,217.86
KATHIANI						
	E474	G	KOMAROCK - KENOL	SPOT IMPROV	8.8	7,199,802.35
			TOTAL FOR : KATHIANI		8.8	7,199,802.35
YATTA						
	E488A	E	KITHIMANI - MATUU	SPOT IMPROV	10.4	2,783,930.77
	U_F4057	E	KAMALE - NDIUNI	SPOT IMPROV	4.7	1,815,976.31
	U_G44592	E	KIVANDINI - KYA-SIONI	SPOT IMPROV	1.7	2,599,931.16
			TOTAL FOR : YATTA		16.8	7,199,838.24
KANGUNDO						
	U_G43793	E	KAKUYUNI - KWA KITOTHYA - E483 KWA MATHATHI	SPOT IMPROV	0.7	4,151,732.74
	U_G43987	G	KATHITHYAMAA - MAIYUNI	ROUTINE MAINTE	7.4	639,948.79
	U_G44032	E	KIVAANI - KWA KATHULE	SPOT IMPROV	5.5	2,407,456.46
			TOTAL FOR : KANGUNDO		13.6	7,199,137.99
MATUNGULU						

CONSTITUENCY	ROAD NO.	S.T	ROAD NAME	WORK CATEGORY	KMs	AMOUNT (Ksh)
	U_E4058	E	TALA - KATWANYAA - KAMBUSU	SPOT IMPROV	13.9	3,599,990.33
	U_G43917	G	KANTAFU- MATUU	SPOT IMPROV	9.1	3,599,990.33
			TOTAL FOR : MATUNGULU		23.0	7,199,980.66
			TOTAL FOR : MACHAKOS		168.0	57,597,214.52
REGION: MARSABIT						
SAKU						
	E827	G	KARARE-MARSABIT	ROUTINE MAINTE	38.3	2,999,998.90
	URP 44	E	MULATA BUKE-KUBI BAGASA	SPOT IMPROV	7.0	4,199,997.92
			TOTAL FOR : SAKU		45.3	7,199,996.82
LAISAMIS						
	D371	G	LAISAMIS-NGU-RUNIT-ILAUT-LE-MURI	ROUTINE MAINTE	139.8	4,199,994.86
	E671	E	LAIBOSEDER-JN E672	ROUTINE MAINTE	37.9	2,999,817.32
			TOTAL FOR : LAISAMIS		177.7	7,199,812.18
NORTH HORR						
	E674	E	N/HORR-DUKANA-SABAREI	ROUTINE MAINTE	398.3	4,199,664.00
	E676	G	SIBILOI-ILLERET	ROUTINE MAINTE	28.9	2,999,864.49
			TOTAL FOR : NORTH HORR		427.2	7,199,528.49
MOYALE						
	D504	G	ODDA-GODOMA	ROUTINE MAINTE	36.4	2,999,393.30
	E1886	G	A2 JN FUNANYATA-ARBIJAN	ROUTINE MAINTE	105.4	4,199,680.00
			TOTAL FOR : MOYALE		141.8	7,199,073.30
			TOTAL FOR : MARSABIT		792.0	28,798,410.79
REGION: MERU						
TIGANIA WEST						
	D484	G	RUIRI - KIANJAI - MIKINDURI - KATHITHINE	ROUTINE MAINTE	9.7	1,435,995.03
	R3-THARAKA	G	KAGAENE - MIOPONI	SPOT IMPROV	4.1	1,231,497.36
	U_G410496	E	U_G410496	SPOT IMPROV	1.9	2,907,507.20
	U_G410504	E	U_G410504	SPOT IMPROV	1.4	1,625,000.41
			TOTAL FOR : TIGANIA WEST		17.2	7,200,000.00
TIGANIA EAST						
	D484	G	RUIRI - KIANJAI - MIKINDURI - KATHITHINE	ROUTINE MAINTE	45.5	1,922,000.67
	U_G410574	E	U_G410574	SPOT IMPROV	2.7	1,875,997.84
	U_G410664	E	IRINDIRO - MUTUNTUNE - NJAMBANJIRU - ANKAMIA	SPOT IMPROV	6.0	3,402,001.49
			TOTAL FOR : TIGANIA EAST		54.2	7,200,000.00
NORTH IMENTI						
	U_G49823	G	U_G49823	SPOT IMPROV	0.9	2,014,496.41
	U_G49889	E	U_G49889	SPOT IMPROV	1.1	1,984,962.58
	U_G49919	G	U_G49919	SPOT IMPROV	0.4	3,200,541.01
			TOTAL FOR : NORTH IMENTI		2.3	7,200,000.00
BUURI						
	U_E4252	E	GWA KOOME - TUTUA - BARRIER	SPOT IMPROV	5.1	1,642,796.22
	U_G410172	E	U_G410172	SPOT IMPROV	2.0	479,997.40
	U_G410180	G	MRARAMA - KITHWENE BRIDGE	SPOT IMPROV	3.0	3,465,197.62
	U_G410181	E	U_G410181	ROUTINE MAINTE	3.0	440,004.36
	U_G410197	E	U_G410197	SPOT IMPROV	1.5	760,001.24
	U_G410209	E	U_G410209	SPOT IMPROV	2.0	412,003.18
			TOTAL FOR : BUURI		16.6	7,200,000.00
CENTRAL IMENTI						
	E781	E	KARIENE - KITHURE	ROUTINE MAINTE	9.7	946,004.81
	U_G49768	E	U_G49768	SPOT IMPROV	2.0	947,996.14
	U_G49789	E	U_G49789	SPOT IMPROV	2.8	1,085,995.20
	U_G49810	E	RUIGA - BONVENTURE	ROUTINE MAINTE	7.0	891,003.11

CONSTITUENCY	ROAD NO.	S.T	ROAD NAME	WORK CATEGORY	KMs	AMOUNT (Ksh)
	U_G49848	G	U_G49848	SPOT IMPROV	2.6	2,233,996.50
	U_G49859	E	U_G49859	SPOT IMPROV	1.4	1,095,004.24
			TOTAL FOR : CENTRAL IMENTI		25.6	7,200,000.00
SOUTH IMENTI						
	E776	E	IGOJI - MWOROGA - NKACHI	ROUTINE MAINTE	19.5	1,850,996.42
	E777	E	KANYAKINE - YURURU - KIONYO	ROUTINE MAINTE	12.8	1,410,000.81
	R22A-MERU CENTRAL	G	NDAMENE - MUNGUURU PRIMARY - NKUMARI	SPOT IMPROV	1.0	1,517,996.44
	R29-MERU CENTRAL	G	R29-MERU CENTRAL	SPOT IMPROV	4.5	1,741,000.45
	U_G49488	E	U_G49488	ROUTINE MAINTE	3.5	680,005.87
			TOTAL FOR : SOUTH IMENTI		41.3	7,200,000.00
IGEMBE CENTRAL						
	E815	E	GICHANINE - KALIMBENE - MARIARA	ROUTINE MAINTE	26.7	1,430,001.47
	E816	E	E816	ROUTINE MAINTE	10.5	1,087,001.18
	G1A-MERU NORTH	G	G1A-MERU NORTH	SPOT IMPROV	5.0	1,266,998.00
	U_G410736	E	NJIA BOYS - KILIMA MUNGU	ROUTINE MAINTE	15.0	1,511,999.02
	U_G410785	E	NTHAMBIRO - KANJOO	ROUTINE MAINTE	12.5	1,904,000.38
			TOTAL FOR : IGEMBE CENTRAL		69.7	7,200,000.05
IGEMBE SOUTH						
	E813J1	E	REDCANTEEN - TIIRA - UGOTI	ROUTINE MAINTE	13.3	2,206,002.90
	E816J1	G	MAUA - ATHIRUGAITI - NATIONAL PARK	ROUTINE MAINTE	17.0	2,474,995.33
	R36-THARAKA	G	R36-THARAKA	ROUTINE MAINTE	8.9	1,499,998.71
	U_G410791	E	KILAONE - IKINGO - LAKATHI	ROUTINE MAINTE	6.7	1,019,003.06
			TOTAL FOR : IGEMBE SOUTH		45.9	7,200,000.00
IGEMBE NORTH						
	U_G410689	E	LIUNDU - NUIKURIU - BULUU	ROUTINE MAINTE	16.4	1,898,996.82
	U_G410703	E	MUTUATI - MURWETE - NGINYO	ROUTINE MAINTE	11.9	1,887,996.96
	U_G410723	E	MWERONGUNDU - NDUMORU	ROUTINE MAINTE	18.9	1,713,010.43
	U_G410779	E	ANTUBETWE - KIANI - KILELE	ROUTINE MAINTE	15.4	1,699,995.80
			TOTAL FOR : IGEMBE NORTH		62.7	7,200,000.00
			TOTAL FOR : MERU		335.3	64,800,000.05
REGION: MAKUENI						
KILOME						
	E403	G	KILOME - UPETE - KASIKEU	SPOT IMPROV	22.0	7,199,981.83
			TOTAL FOR : KILOME		22.0	7,199,981.83
MAKUENI						
	E708	E	KIANGINI - KAVUMBU - WOTE	ROUTINE MAINTE	76.0	7,199,955.96
			TOTAL FOR : MAKUENI		76.0	7,199,955.96
KIBWEZI EAST						
	U_G4324	E	KYUMANI - KATIVANI	SPOT IMPROV	2.1	7,197,583.35
			TOTAL FOR : KIBWEZI EAST		2.1	7,197,583.35
MBOONI						
	R26-MAKUENI	G	KWA KILIU - MUTEMBUKU	ROUTINE MAINTE	14.8	914,078.10
	U_E4036	G	KWA MALENGE - KWA NGUMBI - MUTEMBUKU - SYONGUNGI	SPOT IMPROV	14.6	6,284,022.67
			TOTAL FOR : MBOONI		29.3	7,198,100.77
KAITI						
	D515	G	SULTAN HAMUD - KYAMBEKE - NUNGUNI - KATUAA	ROUTINE MAINTE	36.0	7,199,981.83
			TOTAL FOR : KAITI		36.0	7,199,981.83
KIBWEZI WEST						
	E403J1	E	KASIKEU - KWA KOTOE - C99KWA MUMBE	SPOT IMPROV	7.0	7,198,970.94
			TOTAL FOR : KIBWEZI WEST		7.0	7,198,970.94
			TOTAL FOR : MAKUENI		172.4	43,194,574.68
REGION: THARAKA-NITHI						
MAARA						
	D473	G	KERIA - MAGUTUNI - KATHWANA	SPOT IMPROV	31.0	7,199,303.13
			TOTAL FOR : MAARA		31.0	7,199,303.13
CHUKA/IGAMBANG'OMBE						
	E754	G	KANGORO - ITUGURURU	SPOT IMPROV	13.9	7,199,828.72
			TOTAL FOR : CHUKA/IGAMBANG'OMBE		13.9	7,199,828.72
THARAKA						
	E812	G	MUKOTHIMA - GATITHINE	SPOT IMPROV	12.0	7,199,965.14
			TOTAL FOR : THARAKA		12.0	7,199,965.14
			TOTAL FOR : THARA-KA-NITHI		56.9	21,599,096.99
REGION: GARISSA						
GARISSA TOWNSHIP						
	D568	E	JN (MODIKA) - CB LAMU	ROUTINE MAINTE	45.0	7,200,001.51
			TOTAL FOR : GARISSA TOWNSHIP		45.0	7,200,001.51
DADAAB						
	U_F5002	E	NUNO - DERTU-ALI-KUNE - SABULI	ROUTINE MAINTE	80.5	7,200,001.51
			TOTAL FOR : DADAAB		80.5	7,200,001.51
FAFI						
	D568	E	JN (MODIKA) - CB LAMU	SPOT IMPROV	18.4	7,200,001.51
			TOTAL FOR : FAFI		18.4	7,200,001.51
IJARA						
	U_E3126	E	MASALANI - WEMA	ROUTINE MAINTE	43.2	7,200,001.50
			TOTAL FOR : IJARA		43.2	7,200,001.50
BALAMBALA						
	E861	E	BURA-A3-BALAMBALA	SPOT IMPROV	10.0	7,200,001.51
			TOTAL FOR : BALAMBALA		10.0	7,200,001.51
LAGDERA						
	D586	E	JN C81 - BENANE - CB ISIOLO	SPOT IMPROV	24.0	7,200,001.51
			TOTAL FOR : LAGDERA		24.0	7,200,001.51
			TOTAL FOR : GARISSA		221.0	43,200,009.07
REGION: WAJIR						
WAJIR NORTH						
	U_F5010	E	LEYSANYU-MILSADED	ROUTINE MAINTE	32.0	3,060,000.00
	U_F5013	E	LEYSANYU-INGIRIR-MALKAGUFU	ROUTINE MAINTE	47.4	2,100,000.00
	U_G5385	E	GARADE-QUDAMA-DANABA	ROUTINE MAINTE	27.4	2,040,000.30
			TOTAL FOR : WAJIR NORTH		106.7	7,200,000.30
ELDAS						
	U_G5253	E	U_G5253 KILKELEY-MATHAW	ROUTINE MAINTE	34.5	1,200,000.05
	U_G5254	E	ELDAS-DADHANTALAY	ROUTINE MAINTE	33.7	1,000,000.04
	U_G5363	E	DELA-ANOLE	ROUTINE MAINTE	26.7	5,000,001.01
			TOTAL FOR : ELDAS		95.0	7,200,001.09
WAJIR SOUTH						
	U_E5006	E	HABASWEIN- LAGH DIMA--DILMANYALE-AQAR ARR-ABAKORE	ROUTINE MAINTE	113.9	3,300,000.00
	UN	E	E1970-SHANTAABAK	SPOT IMPROV	3.0	3,900,001.44
			TOTAL FOR : WAJIR SOUTH		116.9	7,200,001.45
WAJIR EAST						
	U_F5007	E	WAJIR-DASHEQ	ROUTINE MAINTE	70.2	5,076,049.50
	U_G5350	E	QARSA-KHOROF HARAR	ROUTINE MAINTE	39.5	2,123,955.00
			TOTAL FOR : WAJIR EAST		109.7	7,200,004.51
TARBAJ						
	U/C	E	DASHEQ-TARBAJ	ROUTINE MAINTE	25.0	2,979,999.99

CONSTITUENCY	ROAD NO.	S.T	ROAD NAME	WORK CATEGORY	KMs	AMOUNT (Ksh)
	U_F5014	E	KAJAJA -KOTULO	ROUTINE MAINTE	88.7	2,000,000.08
	U_G5365	E	MAJABOW-MACHINBEN	ROUTINE MAINTE	32.3	2,220,000.09
			TOTAL FOR : TARBAJ		146.0	7,200,000.16
WAJIR WEST						
	E822	E	WAJIR-HADADO	ROUTINE MAINTE	24.0	3,000,000.00
	U_G5291	E	WAGALLA-GANYURE	SPOT IMPROV	3.3	4,200,000.01
			TOTAL FOR : WAJIR WEST		27.3	7,200,000.01
			TOTAL FOR : WAJIR		601.6	43,200,007.52
REGION: MANDERA						
MANDERA WEST						
	U_G5729	E	TAKABA-BURMAYO	ROUTINE MAINTE	68.6	7,192,000.00
			TOTAL FOR : MANDERA WEST		68.6	7,192,000.00
MANDERA SOUTH						
	U_G5728	E	SHIMBIR FATUMA-CHACHABOLE	ROUTINE MAINTE	68.6	7,196,947.40
			TOTAL FOR : MANDERA SOUTH		68.6	7,196,947.40
MANDERA EAST						
	U_G5593	E	ARABIA-ORDHA	SPOT IMPROV	17.1	7,196,947.40
			TOTAL FOR : MANDERA EAST		17.1	7,196,947.40
LAFEY						
	U_G5600	E	HARERI-ARESA	SPOT IMPROV	6.0	7,196,947.40
			TOTAL FOR : LAFEY		6.0	7,196,947.40
BANISSA						
	U_G5730	E	BANISSA-ELMOLE	SPOT IMPROV	15.8	7,196,947.40
			TOTAL FOR : BANISSA		15.8	7,196,947.40
MANDERA NORTH						
	E2000	E	B9 - ASHABITO	ROUTINE MAINTE	58.9	7,196,947.40
			TOTAL FOR : MANDERA NORTH		58.9	7,196,947.40
			TOTAL FOR : MANDERA		235.0	43,176,737.00
REGION: KISII						
BONCHARI						
	E1026X	G	NYAMIRA-NYAMATUTU-IGONGA	SPOT IMPROV	6.9	2,291,391.62
	R50J1-KISII	E	ITIERIO-NYAGWEKOA	SPOT IMPROV	5.3	2,900,225.09
	R9-GUCHA	G	SUNEKA-MOTONTO	SPOT IMPROV	4.6	1,999,287.14
			TOTAL FOR : BONCHARI		16.7	7,190,903.85
SOUTH MUGIRANGO						
	D204	E	RANENI-MOGONGA	ROUTINE MAINTE	9.8	1,217,504.42
	R20-GUCHA	E	NDURU-MATANGAMANO	SPOT IMPROV	13.0	3,435,689.67
	R25-GUCHA	G	MUMA-NYAMAIYA-EKONA-MAROO	ROUTINE MAINTE	14.1	1,165,756.87
	U_G65625	E	NYANDIWA-NYABIGENA	SPOT IMPROV	5.1	1,381,051.02
			TOTAL FOR : SOUTH MUGIRANGO		42.0	7,200,001.99
BOMACHOGE CHACHE						
	E207	G	NYAKEYO-NYAMASEGE-OGEMBO	SPOT IMPROV	17.0	4,313,021.24
	U_G65449	G	U_G65449	SPOT IMPROV	3.2	2,888,553.56
			TOTAL FOR : BOMACHOGE CHACHE		20.2	7,201,574.80
NYARIBARI MASABA						
	U_G65093	E	MOI PRI. - GESABAKWA	SPOT IMPROV	3.2	1,997,664.23
	U_G65098	E	IRUNGU - MOREMANI	SPOT IMPROV	2.6	3,174,438.28
	U_G65372	G	BORANGI-KIAMOKAMA	SPOT IMPROV	2.2	2,025,068.91
			TOTAL FOR : NYARIBARI MASABA		8.0	7,197,171.42
NYARIBARI CHACHE						
	URP2-KISII	E	URP2-KISII	SPOT IMPROV	3.8	4,673,825.52
	URP6-KISII	E	URP6-KISII	SPOT IMPROV	2.3	2,526,135.53
			TOTAL FOR : NYARIBARI CHACHE		6.1	7,199,961.04
KITUTU CHACHE NORTH						
	E1070	G	RUGA-GESIEKA-BOTABORI	SPOT IMPROV	7.4	4,559,513.68
	URA21-KISII	E	URA21-KISII	SPOT IMPROV	2.3	2,640,331.45
			TOTAL FOR : KITUTU CHACHE NORTH		9.7	7,199,845.13
KITUTU CHACHE SOUTH						
	R42-KISII	E	MOSOCHO -ARERO	SPOT IMPROV	4.0	3,057,701.80
	R53-KISII	G	NYAKOE -MATONGO	SPOT IMPROV	4.4	2,381,650.59
	URA24-KISII	E	NYAMATARO-NYABURURU	SPOT IMPROV	3.2	1,760,929.16
			TOTAL FOR : KITUTU CHACHE SOUTH		11.6	7,200,281.55
BOMACHOGE BORABU						
	E203	E	ETAGO-GETERI-KENYENYA	SPOT IMPROV	10.6	7,200,019.58
			TOTAL FOR : BOMACHOGE BORABU		10.6	7,200,019.58
BOBASI						
	U_G65460	E	OMOSARIA-OMOSANSA	SPOT IMPROV	7.0	3,395,996.37
	URA6-GUCHA	E	RIOKIBENI-GETAI	SPOT IMPROV	4.2	1,826,551.08
	URP26-GUCHA	E	MOCHENGO-NYACHEKI	SPOT IMPROV	2.3	1,980,894.42
			TOTAL FOR : BOBASI		13.5	7,203,441.87
			TOTAL FOR : KISII		138.3	64,793,201.23
REGION: KISUMU						
KISUMU EAST						
	R75-KISUMU	E	D290 - NYAMASARIA	SPOT IMPROV	7.5	2,494,248.54
	UNCLS 41	E	NYAORI - KASAGAM	SPOT IMPROV	2.0	2,134,545.00
	U-P332KSM	E	RAE - RENJA	SPOT IMPROV	1.5	2,569,748.58
			TOTAL FOR : KISUMU EAST		11.0	7,198,542.12
KISUMU WEST						
	E1115	G	KISIAN - KALOKA	SPOT IMPROV	16.1	3,623,608.46
	UNCLS 20	E	OJOLA - MAGADI	SPOT IMPROV	2.0	3,566,282.08
			TOTAL FOR : KISUMU WEST		18.1	7,189,890.54
SEME						
	D245B	E	AKADO - MASENO	SPOT IMPROV	1.6	4,241,026.06
	URP18-KISUMU	E	ASOL - RATA	SPOT IMPROV	1.3	2,956,865.52
			TOTAL FOR : SEME		2.9	7,197,891.58
NYANDO						
	D290A	G	KOROWE - NDURU	SPOT IMPROV	11.4	2,516,668.14
	E220	E	KATITO - AWASI	SPOT IMPROV	19.0	4,682,540.10
			TOTAL FOR : NYANDO		30.3	7,199,208.24
MUHORONI						
	E239	E	KORU - FORTENAN	SPOT IMPROV	10.8	3,849,912.86
	S2061-NYANDO	G	S2061-NYANDO	SPOT IMPROV	0.8	3,345,471.47
			TOTAL FOR : MUHORONI		11.6	7,195,384.33
NYAKACH						
	E1134	SD	KATITO - MIRUKA	SPOT IMPROV	4.5	3,016,283.21
	E219A	G	KAPSEROK - BODI	SPOT IMPROV	8.7	4,182,904.32
			TOTAL FOR : NYAKACH		13.2	7,199,187.53
KISUMU CENTRAL						
	UNCL 2	G	KENYA BREWERIES - NYAWITA	SPOT IMPROV	3.5	1,611,459.07

CONSTITUENCY	ROAD NO.	S.T	ROAD NAME	WORK CATEGORY	KMs	AMOUNT (Ksh)
	UNCLS 40	E	FOUREMS - ADETA	SPOT IMPROV	1.5	3,678,250.38
	URP27-KISUMU	E	OBUNGA - KUDHO PRI METROLOGICAL OFFICES	SPOT IMPROV	1.5	1,909,143.75
			TOTAL FOR : KISUMU CENTRAL		6.5	7,198,853.19
			TOTAL FOR : KISUMU		93.6	50,378,957.53
REGION: SIAYA						
UGENYA						
	D242	G	SIWAR - BAROBER	ROUTINE MAINTE	16.0	2,501,000.00
	D253	G	UKWALA - ODIADO	SPOT IMPROV	11.0	2,258,000.00
	D259-2	E	NZOIA - INUNGO	SPOT IMPROV	7.0	2,441,040.00
			TOTAL FOR : UGENYA		34.0	7,200,040.00
UGUNJA						
	D260	G	UGUNJA - UNGASI	SPOT IMPROV	11.2	7,204,503.00
			TOTAL FOR : UGUNJA		11.2	7,204,503.00
ALEGO USONGA						
	D249	G	SIAYA - ULUDHI RIVER	SPOT IMPROV	17.5	4,405,650.00
	E140-1	E	HARAMBE - BORO	SPOT IMPROV	11.1	2,794,348.00
			TOTAL FOR : ALEGO USONGA		28.6	7,199,998.00
GEM						
	E387	E	RABUOR - YALA - ANYIKO	SPOT IMPROV	12.1	3,079,000.00
	E387B	G	LANA - REGEA	SPOT IMPROV	4.7	3,016,300.00
	U_G14	E	ODOK -ONDUSO	SPOT IMPROV	1.2	1,103,750.00
			TOTAL FOR : GEM		17.9	7,199,050.00
BONDO						
	E1157	G	OPODA - ABOM	SPOT IMPROV	8.4	2,408,500.00
	R20-BONDO	E	WAGUSU - E1152 WICH LUM	SPOT IMPROV	5.8	2,387,250.00
	R7-BONDO	G	NYAMONYE - BONDO KWACH	SPOT IMPROV	6.6	2,400,700.00
			TOTAL FOR : BONDO		20.8	7,196,450.00
RARIEDA						
	U_C13	G	LWEYA - MUMBO - BEACH	SPOT IMPROV	6.0	2,216,000.00
	UC 14	E	RIAT - KOCHIANG - LWAK - NYILIMA	SPOT IMPROV	6.5	2,231,928.00
	UC 15	E	RAMBUGU - OYUDE	SPOT IMPROV	7.0	2,748,000.00
			TOTAL FOR : RARIEDA		19.5	7,195,928.00
			TOTAL FOR : SIAYA		132.0	43,195,968.99
REGION: HOMABAY						
KASIPUL						
	D220	G	OYUGIS - GAMBA	SPOT IMPROV	7.6	3,454,990.40
	E1034J1	G	OYUGIS - SAMBA	SPOT IMPROV	13.2	3,746,428.80
			TOTAL FOR : KASIPUL		20.8	7,201,419.20
KABONDO						
	URA10-RACHUONYO	E	JN. D221 (CENTER) - KAROTA	SPOT IMPROV	7.4	3,201,414.40
	URA26-RACHUONYO	G	SONDU - RAMULA	SPOT IMPROV	18.7	4,000,770.40
			TOTAL FOR : KABONDO		26.1	7,202,184.80
KARACHUONYO						
	D219	G	KADEL - HOMA HILLS - KANYADHIANG	ROUTINE MAINTE	43.2	7,196,872.00
			TOTAL FOR : KARACHUONYO		43.2	7,196,872.00
RANGWE						
	RAR64-HOMA BAY	E	LUORA - KODHOCH	SPOT IMPROV	8.6	7,206,511.60
			TOTAL FOR : RANGWE		8.6	7,206,511.60
HOMA BAY TOWN						
	URA25-HOMA BAY	E	MARINDI - OJUNGE	SPOT IMPROV	5.5	3,617,982.00
	URA27-HOMA BAY	E	JN C20 - MAGUTI SEC. SCHOOL	SPOT IMPROV	4.0	3,575,769.60
			TOTAL FOR : HOMA BAY TOWN		9.5	7,193,751.60

CONSTITUENCY	ROAD NO.	S.T	ROAD NAME	WORK CATEGORY	KMs	AMOUNT (Ksh)
NDHIWA						
	E111	E	KOJOWI - WACHARA - DB MIGORI	SPOT IMPROV	8.0	7,206,384.00
			TOTAL FOR : NDHIWA		8.0	7,206,384.00
MBITA						
	E1023	E	MFANGANO RING ROAD	ROUTINE MAINTE	44.2	3,472,112.00
	URF3-SUBA	E	GOD RATENG - NDHURU-KIS	SPOT IMPROV	10.0	3,734,179.20
			TOTAL FOR : MBITA		54.2	7,206,291.20
SUBA						
	D210	G	MBITA - KARUNGU	ROUTINE MAINTE	53.2	7,203,020.00
			TOTAL FOR : SUBA		53.2	7,203,020.00
			TOTAL FOR : HOMABAY		223.6	57,616,434.40
REGION: NYAMIRA						
WEST MUGIRANGO						
	R51-NYAMIRA	E	(D222)NYAMAIYA - BOMABACHO - (E217) KAROTA	SPOT IMPROV	8.3	3,566,997.31
	U_G64506	G	RIAMOBAYA - RIAKIMAI	SPOT IMPROV	1.4	3,633,005.43
			TOTAL FOR : WEST MUGIRANGO		9.6	7,200,002.74
KITUTU MASABA						
	D221	G	(E199)MOTOBO -(C21) MOTEMOMWAMU	SPOT IMPROV	12.0	2,408,243.68
	U_G64608	G	(D224) MOCHENWA - NR. KARANTINI	SPOT IMPROV	1.4	3,375,771.23
	U_G64658	G	D223 ST. PAULS GEKANO SEC SCHOOL ACCESS ROAD	SPOT IMPROV	1.0	1,415,985.79
			TOTAL FOR : KITUTU MASABA		14.3	7,200,000.71
NORTH MUGIRANGO						
	E216	G	(C22) MAGWAGWA - (D222) OBWARI	SPOT IMPROV	8.3	7,200,003.34
			TOTAL FOR : NORTH MUGIRANGO		8.3	7,200,003.34
BORABU						
	E195	G	(B3) AMAKARA - ISOGE - (B3) CHEBILAT	SPOT IMPROV	12.7	7,200,002.29
			TOTAL FOR : BORABU		12.7	7,200,002.29
			TOTAL FOR : NYAMIRA		44.9	28,800,009.07
REGION: MIGORI						
RONGO						
	D215	E	C20 NYARACH - A1 SUNEKA	SPOT IMPROV	9.8	5,342,437.23
	E1018	G	D215 OBOKE - E201 TUKJOWI	SPOT IMPROV	9.2	1,857,005.87
			TOTAL FOR : RONGO		19.0	7,199,443.11
AWENDO						
	E108	G	RAPOGI - DEDE	SPOT IMPROV	11.3	2,404,864.24
	URF35	E	NYATAMBE-SIRUTI	SPOT IMPROV	8.0	4,798,915.96
			TOTAL FOR : AWENDO		19.3	7,203,780.20
URIRI						
	D211	E	ORIA BRIDGE -URIRI A1	ROUTINE MAINTE	22.7	1,693,495.48
	E1008	G	OYANI A1 - OYANI MALO	SPOT IMPROV	15.6	3,338,391.10
	URA13	G	THIMLICH-KABWANA	ROUTINE MAINTE	19.0	2,162,705.48
			TOTAL FOR : URIRI		57.3	7,194,592.07
NYATIKE						
	D210	E	MASARA - AGOLO-MUOK	ROUTINE MAINTE	41.0	2,573,211.08
	E103XB	E	OSIRI - SEME MAGAWA	SPOT IMPROV	6.3	2,176,203.34
	E104	G	OTHO - KABABU	ROUTINE MAINTE	23.6	2,449,595.04
			TOTAL FOR : NYATIKE		70.9	7,199,009.45
KURIA EAST						
	D201	E	TARANGANYA - KEHANCHA	ROUTINE MAINTE	20.0	3,514,714.32

CONSTITUENCY	ROAD NO.	S.T	ROAD NAME	WORK CATEGORY	KMs	AMOUNT (Ksh)
	E166	G	TEBESI RIVER - ISE-BANIA	ROU-TINE MAINTE	18.1	2,471,422.83
	R4	G	MAKARARAN-GWE-TARAGAI	SPOT IMPROV	3.4	1,213,858.54
			TOTAL FOR : KURIA EAST		41.5	7,199,995.69
KURIA WEST						
	E164- KURIA WEST	G	MASABA- TARANG-ANYA	ROU-TINE MAINTE	19.6	1,977,643.07
	E166- KURIA	G	TEBESI RIVER -NTI-MARU	ROU-TINE MAINTE	18.1	3,097,020.27
	R6	G	NYABOHANSE-GETON-GANYA	ROU-TINE MAINTE	12.3	2,125,332.62
			TOTAL FOR : KURIA WEST		50.0	7,199,995.95
SUNA EAST						
	E1015	G	MIGORI - MACALDER	ROU-TINE MAINTE	17.0	3,353,816.81
	E101J1	G	KAKRAO - OGWEDHI	ROU-TINE MAINTE	22.3	3,845,610.80
			TOTAL FOR : SUNA EAST		39.3	7,199,427.60
SUNA WEST						
	E104	G	OTHO - KABABU	SPOT IMPROV	20.3	4,884,018.18
	RAR6	G	BONDO - MUKURO	ROU-TINE MAINTE	13.6	2,314,483.20
			TOTAL FOR : SUNA WEST		33.9	7,198,501.38
			TOTAL FOR : MIGORI		331.0	57,594,745.44
REGION: KAJI-ADO						
KAJIADO CEN-TRAL						
	E392	G	METO NB - JCN A 104 BISSIL	ROU-TINE MAINTE	30.2	3,964,671.47
	U_F7002	G	JCN E391 ORMOTIOK - JCN A104 BISSIL	ROU-TINE MAINTE	37.6	3,235,241.47
			TOTAL FOR : KAJIADO CENTRAL		67.8	7,199,912.94
KAJIADO EAST						
	D524	G	JCN A 104 KAJIADO - JCN C102 ISARA	ROU-TINE MAINTE	48.0	7,199,990.82
			TOTAL FOR : KAJIADO EAST		48.0	7,199,990.82
KAJIADO WEST						
	E391	E	JCN E 406 ERANGATA-WAS - TOROSEI	ROU-TINE MAINTE	48.0	7,199,994.50
			TOTAL FOR : KAJIADO WEST		48.0	7,199,994.50
KAJIADO SOUTH						
	U_G71247	E	JCN C102 BOOJO - JCN U_E7028 ESAMPO	ROU-TINE MAINTE	50.0	7,199,935.41
			TOTAL FOR : KAJIADO SOUTH		50.0	7,199,935.41
KAJIADO NORTH						
	E1493	G	JCN D523 MATASIA - OLKERI - JCN E 702 GATAKA	SPOT IMPROV	6.2	5,456,801.55
	RAR 5	E	JCN D523 STAGE 46 - OLOOLUA	SPOT IMPROV	1.5	1,743,183.91
			TOTAL FOR : KAJIADO NORTH		7.7	7,199,985.46
			TOTAL FOR : KAJIADO		221.5	35,999,819.13
REGION: KER-ICHO						
KIPKELION EAST						
	D314	G	KIPKELION JUNCTION - LONDIANI - A104 MAKUTANO	ROU-TINE MAINTE	29.0	2,499,916.00
	E253	G	D312 MUTARAGON - E254 WAMBARE	SPOT IMPROV	8.5	4,701,074.00
			TOTAL FOR : KIPKE-LION EAST		37.5	7,200,990.00
AINAMOI						
	E221	G	B1 TORIT - E241 KOIT-ABUROT	SPOT IMPROV	6.0	3,199,860.00
	E241J1	G	C34 THESSALIA - D229 AINAMOI	SPOT IMPROV	19.8	4,001,420.00
			TOTAL FOR : AINAMOI		25.8	7,201,280.00
BURETI						
	U_G712805	E	U_G712805	SPOT IMPROV	0.2	3,600,872.00
	U_G712806	E	U_G712806	SPOT IMPROV	3.6	3,599,886.00
			TOTAL FOR : BURETI		3.8	7,200,758.00
BELGUT						
	E222	G	D226 KEBENETI - CHEBIRIRBEI - D228 CHEPNYOGAA	SPOT IMPROV	7.3	4,000,666.00
	R8-KERICHO	E	C23 KAPSUSER - E222 KIPSOLU	SPOT IMPROV	4.1	3,200,672.00
			TOTAL FOR : BELGUT		11.4	7,201,338.00
SIGOWET/SOIN						
	R12-KER-ICHO	G	B1 SOKO HURU - CHE-MALUK - KAPSOROK	SPOT IMPROV	13.0	4,099,788.00
	R2-KERICHO	E	E1093 JUNCTION - SIN-GORONIK - IRAA	SPOT IMPROV	3.6	3,100,390.00
			TOTAL FOR : SI-GOWET/SOIN		16.6	7,200,178.00
KIPKELION WEST						
	E250	G	E251 FORTTENAN - KOWET - KAPLELIT	SPOT IMPROV	13.8	4,195,720.00
	U_G712732	E	C35 BLUE HILLS - KIPSEGI	SPOT IMPROV	0.5	2,998,310.00
			TOTAL FOR : KIPKE-LION WEST		14.2	7,194,030.00
			TOTAL FOR : KERICHO		109.3	43,198,574.00
REGION: LAIKIPIA						
LAIKIPIA NORTH						
	E465	E	ILPOLEI-KIMAN-JU-EWASO-JN E462	ROU-TINE MAINTE	52.8	3,598,999.86
	E468	E	JN D464 AIRSTRIP - MAKURIAN-OLJIJO	ROU-TINE MAINTE	21.2	3,600,000.00
			TOTAL FOR : LAIKIPIA NORTH		74.0	7,198,999.86
LAIKIPIA WEST						
	D372	G	KINAMBA - SIPILI - KANAN	ROU-TINE MAINTE	32.1	3,599,995.00
	D466	G	D466 JUNCTION -THOME	ROU-TINE MAINTE	24.6	3,600,000.00
			TOTAL FOR : LAIKIPIA WEST		56.7	7,199,995.00
LAIKIPIA EAST						
	D445	E	KONA MBAYA-JNC B5	SPOT IMPROV	14.0	3,607,200.00
	RAR2-LAIKIPIA	E	JN G53X-LAIKIPIA-JN D444(NGORO THERU)	ROU-TINE MAINTE	24.7	3,592,000.00
			TOTAL FOR : LAIKIPIA EAST		38.7	7,199,200.00
			TOTAL FOR : LAIKIPIA		169.4	21,598,194.86
REGION: NA-KURU						
GILGIL						
	D322	G	E458 GILGIL -G22 EBU-RU(MASAAI GORGE) D323	SPOT IMPROV	24.0	7,198,798.91
			TOTAL FOR : GILGIL		24.0	7,198,798.91
KURESOI SOUTH						
	D319	E	DB NAROK MURAG-WA - D316 AMOLO - OLORONGAI DBN-AROKO JUNCTION E263 - JUNCTION C57 ENGENTIA	SPOT IMPROV	24.1	7,199,565.75
			TOTAL FOR : KURESOI SOUTH		24.1	7,199,565.75
NAIVASHA						
	D394	SD	JUNCTION C88 LON-GONOT - A104 - DB NYANDARUA	SPOT IMPROV	8.5	3,115,589.19
	U_F7155	G	JUNCT D323 AQUILA - NDABIBI ROAD	SPOT IMPROV	15.8	4,084,034.62
			TOTAL FOR : NAI-VASHA		24.3	7,199,623.81
SUBUKIA						
	D366	G	SUBUKIA - MASENO - NGOMBE MBILI	SPOT IMPROV	12.0	7,199,343.00
			TOTAL FOR : SUBUKIA		12.0	7,199,343.00
RONGAI						
	D366	G	SUBUKIA - MASENO - NGOMBE MBILI	SPOT IMPROV	12.0	7,199,986.75
			TOTAL FOR : RONGAI		12.0	7,199,986.75
BAHATI						

CONSTITUENCY	ROAD NO.	S.T	ROAD NAME	WORK CATEGORY	KMs	AMOUNT (Ksh)
	E452	G	MAILI SABA - FOREST GATE	SPOT IMPROV	23.3	7,199,614.04
			TOTAL FOR : BAHATI		23.3	7,199,614.04
NAKURU TOWN WEST						
	R55-NAKURU	E	C56 SOILO - MOGOON - KAPTEMBWA	SPOT IMPROV	8.1	2,575,206.76
	U_P319	E	KELELWET - INGOBOR PRIMARY SCHOOL	SPOT IMPROV	8.0	4,624,574.55
			TOTAL FOR : NAKURU TOWN WEST		16.1	7,199,781.31
NAKURU TOWN EAST						
	U_P331	E	JUNCT B5 - NYAMURUTU VILLAGE	SPOT IMPROV	3.0	3,677,053.35
	U_P481	E	JUNCT A104 - IDP CAMP - CHILDRENS HOME	SPOT IMPROV	5.0	3,522,062.56
			TOTAL FOR : NAKURU TOWN EAST		8.0	7,199,115.90
MOLO						
	E1463	G	C56 ELBURGON - A104 SACHANGWAN	SPOT IMPROV	15.8	7,199,487.89
			TOTAL FOR : MOLO		15.8	7,199,487.89
NJORO						
	R2-NAKURU	E	JUNCTION C57 GICHOHI - NAISHI PWANI	SPOT IMPROV	10.0	7,199,066.14
			TOTAL FOR : NJORO		10.0	7,199,066.14
KURESOI NORTH						
	D315	G	JUN D316 - KIAMBERERIA-CHEPSIR	ROUTINE MAINTE	68.7	7,199,277.17
			TOTAL FOR : KURESOI NORTH		68.7	7,199,277.17
			TOTAL FOR : NAKURU		238.2	79,193,660.67
REGION: NAROK						
KILGORIS						
	E1043	E	SHARTUKA - GETERI	ROUTINE MAINTE	9.0	1,499,996.00
	E1487	G	ENDOYO NKOPIT - ENOSAEN	ROUTINE MAINTE	19.7	1,499,996.00
	E191	G	SHARTUKA - RAMASHA	SPOT IMPROV	10.0	2,249,994.00
	URA10	G	EMMARAM - OYAANI	ROUTINE MAINTE	10.0	1,949,994.80
			TOTAL FOR : KILGORIS		48.7	7,199,980.80
EMURUA DIKIRR						
	E1042	G	NJIPSHIP - NDAMAMA - ASOSSI	ROUTINE MAINTE	9.0	1,799,995.20
	URA14	E	DIKIRR - MOGONDO - TAGITECH - OLCHOBOSEI	ROUTINE MAINTE	25.0	2,399,993.60
	URA22	E	ABOSSI - KAPMERMERU - CHESOEN	ROUTINE MAINTE	9.0	863,596.80
	URA23	E	NJIPSHIP - KURESIET	ROUTINE MAINTE	15.0	1,048,524.00
	URA24	E	SOGET - MOGONDO	ROUTINE MAINTE	10.0	1,087,641.61
			TOTAL FOR : EMURUA DIKIRR		68.0	7,199,751.21
NAROK NORTH						
	UNK04	G	JNCT. C57 - NAISOYA - MOI PRY SCH.	SPOT IMPROV	16.0	3,489,495.34
	W2703	G	KIPANGAS - NKARETA	ROUTINE MAINTE	24.5	3,707,718.44
			TOTAL FOR : NAROK NORTH		40.5	7,197,213.78
NAROK EAST						
	E175	G	NTULELE - KOITIKO - ONGATA NAADO	ROUTINE MAINTE	23.0	3,572,718.80
	UNK26	E	ELUAI - OLOONKA-BOBOK	SPOT IMPROV	12.0	3,625,603.18
			TOTAL FOR : NAROK EAST		35.0	7,198,321.98
NAROK SOUTH						
	D295	G	NKOSWANI - NAIKARRA - DB KIPANGAS	ROUTINE MAINTE	57.0	7,199,410.45
			TOTAL FOR : NAROK SOUTH		57.0	7,199,410.45
NAROK WEST						
	D295	G	NKOSWANI - NAIKARRA - DB KIPANGAS	ROUTINE MAINTE	47.0	7,199,041.50
			TOTAL FOR : NAROK WEST		47.0	7,199,041.50
			TOTAL FOR : NAROK		296.2	43,193,719.72
REGION: TRANS NZOIA						
ENDEBESS						
	E343	G	C45-KIMONDO-SALAMA-ENDEBESS	ROUTINE MAINTE	22.6	3,252,682.92
	E344	G	HARMAN C45-KIPTOGOT	SPOT IMPROV	12.4	3,947,320.24
			TOTAL FOR : ENDEBESS		35.0	7,200,003.16
KIMININI						
	D284	G	KIMININI-TABANI	SPOT IMPROV	5.7	2,487,176.88
	E278	G	MILE TATU - NDALU (DB)	SPOT IMPROV	13.1	4,712,825.96
			TOTAL FOR : KIMININI		18.8	7,200,002.84
CHERANGANY						
	E328J2	G	KAPLAMAI - KACHIBORA C48	SPOT IMPROV	11.3	3,763,937.84
	E355	G	MWAITA - COUSINS CORNER	ROUTINE MAINTE	20.0	3,436,063.84
			TOTAL FOR : CHERANGANY		31.3	7,200,001.68
SABOTI						
	D286	G	KITALE-KIPSONGO-KINYORO	SPOT IMPROV	15.3	3,106,441.72
	E320	G	C44 SABOTI-GITUAMBA	SPOT IMPROV	8.0	4,093,558.80
			TOTAL FOR : SABOTI		23.3	7,200,000.52
KWANZA						
	D341	G	C45 TUWANI-DB WEST POKOT	ROUTINE MAINTE	21.8	3,601,192.16
	E337J2	G	C45 JUNCTION-D343 KAPKOI (SEC. 3)	SPOT IMPROV	12.5	3,598,809.52
			TOTAL FOR : KWANZA		34.3	7,200,001.68
			TOTAL FOR : TRANS NZOIA		142.7	36,000,009.88
REGION: UASIN GISHU						
TURBO						
	R29-UASIN GISHU	G	DARAJA MBILI - LESERU TANK - (A104) BAHARINI	SPOT IMPROV	17.5	7,198,284.88
			TOTAL FOR : TURBO		17.5	7,198,284.88
AINABKOI						
	D296	E	(B2) SOY - ELDORET & ILLULA - CHEPKOILEL PRI ELGEYO BORDER - CHEPKOSOM - DB MARAKWET	ROUTINE MAINTE	55.5	2,200,633.68
	D325	SD	(C54) NAIBERI - (A104) TIMBOROA	ROUTINE MAINTE	45.9	4,999,197.48
			TOTAL FOR : AINABKOI		101.5	7,199,831.16
KAPSERET						
	D288	E	(A 104) KIPKAREN - NGENYILEL & LEMOOK - (C39) RIVATEX	ROUTINE MAINTE	21.2	3,161,749.36
	U_E7170	G	BORDERLAND NGARA FALLS - (D305) MOI UNIVERSITY	SPOT IMPROV	17.7	4,037,893.88
			TOTAL FOR : KAPSERET		38.8	7,199,643.24
KESSES						
	E282A	G	KOITABES - CHELUNGU - (D325) CHEPKONGONY	SPOT IMPROV	9.5	2,999,760.00
	R8-UASIN GISHU	G	(A104) KORIOMAT - BOROR - (R7) KITINGIA	SPOT IMPROV	8.7	4,199,664.00
			TOTAL FOR : KESSES		18.2	7,199,424.00
SOY						
	D296	E	(B2) SOY - ELDORET & ILLULA - CHEPKOILEL PRI ELGEYO BORDER - CHEPKOSOM - DB MARAKWET	ROUTINE MAINTE	55.5	2,679,739.20
	E323	G	(B2) SOY - (D328) KABENES	SPOT IMPROV	16.5	4,519,162.80
			TOTAL FOR : SOY		72.1	7,198,902.00
MOIBEN						
	E335	G	(C50) GARAGE - SOSIYO - (D329) BUGAR	SPOT IMPROV	13.6	3,006,570.36

CONSTITUENCY	ROAD NO.	S.T	ROAD NAME	WORK CATEGORY	KMs	AMOUNT (Ksh)
	E381	G	(C50) TACHASIS - KARANDILI - (C48) KABAMOI	SPOT IMPROV	19.1	4,187,004.92
			TOTAL FOR : MOIBEN		32.7	7,193,575.28
			TOTAL FOR : UASIN GISHU		280.8	43,189,660.56
REGION: BOMET						
SOTIK						
	RAR47J1-BURET	E	RAR47J1-BURET	SPOT IMPROV	2.3	1,491,959.17
	U_G72705	E	KATEET-SUMONI PRY SCH	SPOT IMPROV	4.4	5,717,925.50
			TOTAL FOR : SOTIK		6.7	7,209,884.67
CHEPALUNGU						
	D234	G	CHEBOLE-TABARMUNAI(BRIDGE)- LABOTIET	ROUTINE MAINTE	21.2	3,922,453.00
	R24	G	CHEBUNYO-SIONGIROI	SPOT IMPROV	8.0	3,283,917.54
			TOTAL FOR : CHEPALUNGU		29.2	7,206,370.54
BOMET CENTRAL						
	L2308	G	OLDABACH-TARAKWA	SPOT IMPROV	5.7	4,261,484.92
	R24-BOMET	E	KANUSIN-SOLYOT-KAPKWEN	SPOT IMPROV	12.1	2,939,364.02
			TOTAL FOR : BOMET CENTRAL		17.8	7,200,848.94
KONOIN						
	E186	G	TENGECHA-MESWONDO	SPOT IMPROV	7.4	3,784,707.06
	U_G73160	E	RERENDET-KURGUTON	SPOT IMPROV	4.1	3,415,354.36
			TOTAL FOR : KONOIN		11.5	7,200,061.42
BOMET EAST						
	E179J1	G	KAKIMIRAI -CHEMANER	ROUTINE MAINTE	21.7	3,343,611.14
	R29-BOMET	E	CHEMANER-MATECHA	SPOT IMPROV	2.7	3,863,924.50
			TOTAL FOR : BOMET EAST		24.3	7,207,535.65
			TOTAL FOR : BOMET		89.5	36,024,701.23
REGION: BARINGO						
BARINGO CENTRAL						
	R4-BARINGO	E	NGOLONG - KAPKOKWON	ROUTINE MAINTE	18.2	3,539,998.91
	U_E7283	G	KETINDUI - SALAWA	SPOT IMPROV	0.4	3,659,933.68
			TOTAL FOR : BARINGO CENTRAL		18.6	7,199,932.59
BARINGO SOUTH						
	E460	E	MUKUTANI - KISERIAN - RUGUS	ROUTINE MAINTE	43.2	2,999,963.12
	G7-KOIBATEK	G	G7-KOIBATEK	SPOT IMPROV	0.1	4,199,855.75
			TOTAL FOR : BARINGO SOUTH		43.3	7,199,818.86
MOGOTIO						
	R18-BARINGO	SD	R18-BARINGO	SPOT IMPROV	6.7	3,544,895.91
	R2-BARINGO	G	R2-BARINGO	SPOT IMPROV	17.4	3,647,411.43
			TOTAL FOR : MOGOTIO		24.1	7,192,307.34
ELDAMA RAVINE						
	U_E8045	SD	U_E8045	SPOT IMPROV	2.7	3,634,959.19
	U_E8046	SD	U_E8046	SPOT IMPROV	13.7	3,559,944.88
			TOTAL FOR : ELDAMA RAVINE		16.4	7,194,904.07
TIATY						
	U_G83637	E	KAPEDO - AKORET - NGORON	SPOT IMPROV	6.3	3,499,958.96
	U_G8965	E	U_G8965	SPOT IMPROV	0.6	3,699,942.96
			TOTAL FOR : TIATY		6.9	7,199,901.92
BARINGO NORTH						
	D364	SD	KAPKIAMO - BARWESSA	ROUTINE MAINTE	25.3	2,702,363.93
	E332	E	BARTABWA - KINYACH	ROUTINE MAINTE	58.3	2,493,800.48
	E333	E	KINYACH - KOLOWA - KAMUSINO	ROUTINE MAINTE	93.0	1,995,200.00
			TOTAL FOR : BARINGO NORTH		176.5	7,191,364.41
			TOTAL FOR : BARINGO		285.8	43,178,229.20
REGION: EL-GEYO-MARAK-WET						
MARAKWET EAST						
	E352X	G	MAKUTANO - JN KAPYEGO - CHESOI - MARON - CHESEGON	ROUTINE MAINTE	36.4	2,500,003.76
	U_G81878	E	MAINA - TOP CENTER - CHEMWOROR	SPOT IMPROV	5.6	2,211,498.82
	U_G81941	E	TANGUL - KAPCHOGE PRI	SPOT IMPROV	6.1	2,488,497.51
			TOTAL FOR : MARAK-WET EAST		48.1	7,200,000.09
MARAKWET WEST						
	E336	E	KAPKOROS PRI - SANGURUR PRI	SPOT IMPROV	1.2	3,670,522.36
	RAR22-MARAK-WET	G	KAPTALAMWA - KERER -KAPSANGAR DB/W P	SPOT IMPROV	10.1	3,528,000.15
			TOTAL FOR : MARAK-WET WEST		11.3	7,198,522.51
KEIYO EAST						
	D329	G	JN C48(KAPCHEROP) - CHEPTONGEI	ROUTINE MAINTE	27.0	2,699,999.10
	R17 KEIYO	G	ANIN - KAPCHELAL	SPOT IMPROV	9.9	2,000,002.17
	U_G81308	E	KAPCHELAL - KIPYEGOR PRI - CHEGILET	SPOT IMPROV	2.1	2,499,995.95
			TOTAL FOR : KEIYO NORTH		39.0	7,199,997.23
KEIYO SOUTH						
	E279	G	KIPKABUS - POYU-EWECH - TUM	SPOT IMPROV	2.0	999,999.13
	E279X	G	SACHANGWAN - KI-PRIRIA - KD	ROUTINE MAINTE	14.8	1,000,004.13
	E280	G	EMSEA - KIMWARER - KOCHOLWO - KIPSAOS	ROUTINE MAINTE	33.9	1,000,006.15
	R11-KEIYO	SD	NYARU - KAMONDIA	SPOT IMPROV	5.5	1,199,995.01
	R12-KEIYO	G	KIPSAOS - KAPKUT	SPOT IMPROV	1.0	999,999.04
	R4-KEIYO	G	KAPKITONY - HZ - KAP-CHORWA	SPOT IMPROV	0.9	999,998.17
	R5-KEIYO	E	KIPSAOS - KAPKUOT - KIBOMET	SPOT IMPROV	0.0	999,999.04
			TOTAL FOR : KEIYO SOUTH		58.2	7,200,000.66
			TOTAL FOR : EL-GEYO-MARAKWET		156.6	28,798,520.49
REGION: NANDI						
ALDAI						
	E246	E	KAPTUMO - KAP-KUONG	SPOT IMPROV	11.5	2,399,460.00
	E287	G	SAVANI - CHEPKONGONY - CHEMURSOI	ROUTINE MAINTE	15.2	2,401,200.00
	R16-NANDI	E	SEREM - KAPTUMEK - KAPKURES	SPOT IMPROV	6.8	2,401,200.00
			TOTAL FOR : ALDAI		33.5	7,201,860.00
CHESUMEI						
	E234	G	DANGER - KIMONDI(C37) - CHEMUSWA - SIGOT	ROUTINE MAINTE	13.3	2,400,272.00
	E301	G	NDALAT - NDUBENETI - TERIGE - MOGOBICH	SPOT IMPROV	5.0	2,401,200.00
	R33-NANDI	E	KARLEL - SIRONOI - SANIAK (D289)	SPOT IMPROV	6.7	2,399,460.00
			TOTAL FOR : CHESUMEI		25.0	7,200,932.00
EMGWEN						
	E284	E	KIPSIGAK - ARWOS	SPOT IMPROV	8.8	2,399,460.00
	E327	G	SHIRU - YALA (C39)	ROUTINE MAINTE	19.8	2,399,460.00
	T2607-NANDI	E	KAMARICH - MOKONG - KOLONG BRIDGE - KAMOBO	SPOT IMPROV	3.4	2,399,460.00
			TOTAL FOR : EMGWEN		31.9	7,198,380.00
MOSOP						
	D288	G	LEMOOK - KAPKATEMBU - DB (UG)	ROUTINE MAINTE	26.3	2,401,200.00
	D297	G	KAPKATEMBU - CHEPTERWAI - KOISOLIK	ROUTINE MAINTE	25.8	2,401,200.00
	D304	G	KAPCHUMO - KABIEMIT - KAPLEMUR	ROUTINE MAINTE	18.2	2,401,200.00
			TOTAL FOR : MOSOP		70.3	7,203,600.00
TINDERET						
	D293J2	G	CHEMASE - CHEMURSOI - MIWANI (C34 JN)	SPOT IMPROV	5.3	2,401,200.00
	E1392	E	KIMWANI - KABIRER	ROUTINE MAINTE	12.4	2,399,460.00
	E270	G	TINDERET - NYANDO	ROUTINE MAINTE	23.7	2,399,460.00

CONSTITUENCY	ROAD NO.	S.T	ROAD NAME	WORK CATEGORY	KMs	AMOUNT (Ksh)
			TOTAL FOR : TINDERET		41.4	7,200,120.00
NANDI HILLS						
	E301	G	NDALAT - NDUBENETI - TERIGE - MOGOBICH	SPOT IMPROV	10.3	2,401,200.00
	T2604-NANDI	E	CHEPKUNYUK - SIWO	SPOT IMPROV	8.1	2,399,460.00
	T2614-NANDI	E	KOILOT - MOGOBICH	ROUTINE MAINTE	14.3	2,399,460.00
			TOTAL FOR : NANDI HILLS		32.7	7,200,120.00
			TOTAL FOR : NANDI		234.7	43,205,012.00
REGION: SAMBURU						
SAMBURU WEST						
	E463A	G	MARALAL - OPIROI - BARSALOI	ROUTINE MAINTE	43.8	7,201,280.00
			TOTAL FOR : SAMBURU WEST		43.8	7,201,280.00
SAMBURU EAST						
	URP3	E	SESIA - REMOTE	SPOT IMPROV	2.0	7,201,831.00
			TOTAL FOR : SAMBURU EAST		2.0	7,201,831.00
SAMBURU NORTH						
	D371	E	DB MARSABIT - NGURUNIT	SPOT IMPROV	4.3	3,925,614.00
	E669	E	JUNCT C77 - TUUM	ROUTINE MAINTE	34.4	3,275,956.00
			TOTAL FOR : SAMBURU NORTH		38.7	7,201,570.00
			TOTAL FOR : SAMBURU		84.5	21,604,681.00
REGION: TURKANA						
TURKANA WEST						
	E1351	G	A1 KAKUMA - LOKANGKAE	ROUTINE MAINTE	49.2	7,200,012.03
			TOTAL FOR : TURKANA WEST		49.2	7,200,012.03
LOIMA						
	U_G82548	E	LOKIRIAMA - URUM	ROUTINE MAINTE	40.0	7,200,000.02
			TOTAL FOR : LOIMA		40.0	7,200,000.02
TURKANA SOUTH						
	URF-TS23	E	KATILU - LOKAPEL - KANAODON	SPOT IMPROV	28.0	7,200,009.65
			TOTAL FOR : TURKANA SOUTH		28.0	7,200,009.65
TURKANA EAST						
	U_G82806	E	LOKORI - LOTUBAE - KATILIA	ROUTINE MAINTE	50.0	7,200,006.69
			TOTAL FOR : TURKANA EAST		50.0	7,200,006.69
TURKANA NORTH						
	U_G82675	E	U_G82675	SPOT IMPROV	22.3	7,200,007.12
			TOTAL FOR : TURKANA NORTH		22.3	7,200,007.12
TURKANA CENTRAL						
	D348	SD	A1 LODWAR - C47 NR LOWARENGAK	ROUTINE MAINTE	156.8	7,200,000.02
			TOTAL FOR : TURKANA CENTRAL		156.8	7,200,000.02
			TOTAL FOR : TURKANA		346.3	43,200,035.52
REGION: WEST POKOT						
KAPENGURIA						
	D327	G	A1:KAMATIRA - KAPSAIT	ROUTINE MAINTE	13.4	1,258,455.39
	D344	G	A1:MAKUTANO-KONYAO	ROUTINE MAINTE	32.5	1,572,996.01
	D345	G	A1:CHEPARERIA-PTOYO	ROUTINE MAINTE	25.2	2,087,794.82
	U_G82300	G	KOLA - D345:TAMUGH	ROUTINE MAINTE	7.9	1,270,790.32
	URF7	E	D345:TAMUGH - KOLA	SPOT IMPROV	5.0	1,009,974.47
			TOTAL FOR : KAPENGURIA		84.0	7,200,011.01
POKOT SOUTH						
	D327	G	A1:KAMATIRA - KAPSAIT	ROUTINE MAINTE	26.2	1,710,997.32
	E354	G	A1:CHEPKORNISWO-E353 SINA	ROUTINE MAINTE	26.4	1,191,452.95
	E356	G	A1:ORTUM-IYON RIVER	SPOT IMPROV	0.7	1,934,995.18
	URF12	E	KIPAT - RING RING	SPOT IMPROV	10.2	2,364,111.83
			TOTAL FOR : POKOT SOUTH		63.5	7,201,557.27

CONSTITUENCY	ROAD NO.	S.T	ROAD NAME	WORK CATEGORY	KMs	AMOUNT (Ksh)
KACHELIBA						
	D344	G	A1:MAKUTANO-KONYAO	ROUTINE MAINTE	42.6	2,769,973.29
	E348	G	D344:KODICH-CHERANGAN-NAKWIJIT	ROUTINE MAINTE	13.9	974,871.27
	E364	G	D344:KONYAO-ALALE-NAUYAPONG(DB) TURKANA	ROUTINE MAINTE	86.5	3,454,968.87
			TOTAL FOR : KACHELIBA		143.0	7,199,813.43
SIGOR						
	U_G82253	G	B4:LOMUT - CHESOGON	ROUTINE MAINTE	16.1	2,149,995.50
	U_G82269	E	A1: WAKOR - KOKOTENDWA	ROUTINE MAINTE	17.0	2,181,599.95
	URP31	E	A1:MARICH- CHEPKONDOL	ROUTINE MAINTE	25.0	2,866,994.46
			TOTAL FOR : SIGOR		58.1	7,198,589.91
			TOTAL FOR : WEST POKOT		348.6	28,799,971.62
REGION: BUNGOMA						
MT. ELGON						
	D275	G	C33 SIKUSI- C42 - NAMWELA-D285 KAPTAMA	SPOT IMPROV	35.1	7,198,965.05
			TOTAL FOR : MT. ELGON		35.1	7,198,965.05
WEBUYE EAST						
	U_G91219	E	U_G91219	SPOT IMPROV	3.6	7,199,532.18
			TOTAL FOR : WEBUYE EAST		3.6	7,199,532.18
WEBUYE WEST						
	U_E9091	E	U_E9091	SPOT IMPROV	9.6	7,197,553.53
			TOTAL FOR : WEBUYE WEST		9.6	7,197,553.53
KIMILILI						
	R5-BUNGOMA	E	D265 JCT- D285 CHESAMISI	SPOT IMPROV	7.9	3,487,400.80
	R5J1-BUNGOMA	G	D285 CHESAMISI- DB. SABOTI	SPOT IMPROV	1.5	3,576,836.65
			TOTAL FOR : KIMILILI		9.4	7,064,237.45
TONGAREN						
	D284	SD	DB. LUGARI-D283 BRIGADIER-DB. SABOTI	ROUTINE MAINTE	17.6	3,227,700.00
	L6007	G	C44 WABUKHONYI-NDALU-D284	SPOT IMPROV	16.3	3,777,480.84
			TOTAL FOR : TONGAREN		33.9	7,005,180.84
SIRISIA						
	D275	G	C33 SIKUSI- C42 - NAMWELA-D285 KAPTAMA	SPOT IMPROV	12.5	7,200,000.03
			TOTAL FOR : SIRISIA		12.5	7,200,000.03
KABUCHAI						
	D274	G	A104 MABANGA-D279 KHACHONGE-C42 CHEBUKAKA	SPOT IMPROV	17.9	4,171,916.65
	R12-BUNGOMA	E	MARAKARU - SIKATA	SPOT IMPROV	1.5	3,042,392.67
			TOTAL FOR : KABUCHAI		19.4	7,214,309.32
BUMULA						
	D258	G	C33 MUSIKOMA DB BUSIA(K)BUYOFU	ROUTINE MAINTE	16.0	2,180,926.14
	D278	G	C32J1 SANGO-C33 MAYANJA	ROUTINE MAINTE	12.0	2,000,852.19
	E1239	G	KABULA - BULONDO - SANGALO	SPOT IMPROV	3.5	1,455,855.38
	R14-BUNGOMA	E	A104 NAMBUCHI-NAKHWANA-MAYANJA	ROUTINE MAINTE	8.2	1,560,810.21
			TOTAL FOR : BUMULA		39.7	7,198,443.92
KANDUYI						
	D269	G	C41 MWIBALE-D269A JCT-A104 WEBUYE	ROUTINE MAINTE	7.0	1,352,680.15
	D269A	G	C41 DOROFU- D269 JCT	SPOT IMPROV	2.6	1,198,516.15
	E1239	G	KABULA - BULONDO - SANGALO	ROUTINE MAINTE	8.8	1,682,596.19
	E310	G	C33 BUNGOMA- D270 EKITALE	SPOT IMPROV	6.2	1,546,820.07
	R33B-BUNGOMA	E	KIBABII-TUNYA	SPOT IMPROV	1.4	1,417,258.51
			TOTAL FOR : KANDUYI		26.0	7,197,871.08
			TOTAL FOR : BUNGOMA		189.2	64,476,093.40
REGION: BUSIA						
TESO SOUTH						
	U_E9017	E	TANGAKONA - KALIWA -SIMBACHAI	SPOT IMPROV	7.2	2,509,354.30
	U_G9209	E	AMUKURA - KAMUNUOIT	SPOT IMPROV	1.7	2,526,356.72

CONSTITUENCY	ROAD NO.	S.T	ROAD NAME	WORK CATEGORY	KMs	AMOUNT (Ksh)
	U_G9427	E	U_G9427	SPOT IMPROV	0.2	2,164,311.82
			TOTAL FOR : TESO SOUTH		9.0	7,200,022.84
NAMBALE						
	E150	E	MATAYOS- NASEWA - NAMBALE	SPOT IMPROV	8.8	3,360,009.60
	E151J4	E	E151J4	SPOT IMPROV	7.1	2,242,645.22
	R4-BUSIA	E	C31 JUNCTION - BUSIB-WABO	SPOT IMPROV	2.8	1,597,380.30
			TOTAL FOR : NAMBALE		18.6	7,200,035.12
BUTULA						
	E152A	E	LUGULU -BUKHUYI C30 JUNCTION	SPOT IMPROV	15.3	3,134,262.86
	U_G9141	E	BUTULA - SIKARIRA	SPOT IMPROV	5.0	2,139,806.92
	U_G9248	E	OLOO MKT - LEREKWA -KHUNYANGU	SPOT IMPROV	1.9	1,926,040.38
			TOTAL FOR : BUTULA		22.2	7,200,110.16
FUNYULA						
	D254	G	MATAYOS - GANJALA - NANGINA	SPOT IMPROV	11.0	3,799,856.54
	E1202J2	E	SIO -PORT - MURAMBA	SPOT IMPROV	6.8	1,659,082.18
	E1205J1	E	MULWANDA - EBUK-WAMBA	ROUTINE MAINTE	5.0	717,722.62
	R44J1-SIAYA	G	BUKIRI - DB SIAYA	ROUTINE MAINTE	6.6	1,023,623.44
			TOTAL FOR : FUNYULA		29.4	7,200,284.79
BUDALANGI						
	E1202J1	G	JUNCTION D250 - SISENYE	SPOT IMPROV	2.8	1,626,898.89
	U_G9009	E	MANYASI -KENYAG-HOZI - WATER SUPPLY	SPOT IMPROV	5.0	2,736,877.58
	U_G9079	E	BULEMIA - MUDEMBI	SPOT IMPROV	5.8	2,836,162.65
			TOTAL FOR : BUDA-LANGI		13.6	7,199,939.11
TESO NORTH						
	E1214	G	KIDERA - KOKARE	SPOT IMPROV	5.2	2,037,756.80
	E158	E	CHEMASIR - CHAN-GARA	SPOT IMPROV	6.4	2,037,210.65
	R2-TESO	G	KOTUR - KOCHOLIA	SPOT IMPROV	9.0	3,125,074.27
			TOTAL FOR : TESO NORTH		20.6	7,200,041.72
MATAYOS						
	E150	E	MATAYOS- NASEWA - NAMBALE	SPOT IMPROV	10.0	2,977,984.85
	E151J2	E	MUNDIKA- MAYENJE - BUSIA	SPOT IMPROV	11.1	2,230,865.60
	E151J4	E	E151J4	SPOT IMPROV	7.1	1,991,203.70
			TOTAL FOR : MATAYOS		28.2	7,200,054.15
			TOTAL FOR : BUSIA		141.7	50,400,487.89
REGION: KA-KAMEGA						
LUGARI						
	E1277	G	LUANDETI - MANDA	SPOT IMPROV	5.4	3,200,814.68
	L6205A	G	A104 - MANYONYI - STANDKISA	SPOT IMPROV	16.0	4,000,746.39
			TOTAL FOR : LUGARI		21.4	7,201,561.07
NAVAKHOLO						
	E313A	E	R LUSUMU - MUREGU	SPOT IMPROV	6.5	2,899,016.16
	S6230A	G	MALAHA - MUSABALE	SPOT IMPROV	12.3	2,525,887.66
	UPR18A	E	MATIHIA - EWA-MAKHUMBI	SPOT IMPROV	6.2	1,776,883.35
			TOTAL FOR : NAVAK-HOLO		25.0	7,201,787.16
MUMIAS WEST						
	S6221B	G	JUNC(D261) - IMANGA - BUCHIFI	SPOT IMPROV	4.2	2,467,695.84
	URF31	E	INGUSI - ESHIKALAME	SPOT IMPROV	2.8	2,366,528.71
	URF32	E	LUREKO - MWILINYA - MATAWA	SPOT IMPROV	4.8	2,366,528.71
			TOTAL FOR : MUMIAS WEST		11.8	7,200,753.27
MUMIAS EAST						
	E1256A	G	RV. LUSUMU - MARABA	SPOT IMPROV	2.5	1,840,053.04
	S6218 A	G	BUMINI - ISONGO	SPOT IMPROV	7.3	3,489,430.80
	S6218 B	G	ELUCHE MUNGANGA BUMINI	SPOT IMPROV	5.8	1,870,712.28
			TOTAL FOR : MUMIAS EAST		15.6	7,200,196.12

CONSTITUENCY	ROAD NO.	S.T	ROAD NAME	WORK CATEGORY	KMs	AMOUNT (Ksh)
MATUNGU						
	E152J3	G	BUHUYI (C30) - DB SIAYA	SPOT IMPROV	8.2	2,161,070.80
	S6202-BUTERE	G	HARAMBEE - MUSAMBA - RR FIRATSI	SPOT IMPROV	8.6	2,547,948.56
	URF7M	E	C31 KOYONZO MKT - NAMAMALI	SPOT IMPROV	7.6	2,492,921.86
			TOTAL FOR : MATUNGU		24.4	7,201,941.22
BUTERE						
	E1162	G	JUNC D249 - MANYALA	SPOT IMPROV	7.6	4,397,775.64
	U_G91766	E	U_G91766	SPOT IMPROV	0.2	2,802,975.16
			TOTAL FOR : BUTERE		7.8	7,200,750.81
KHWISERO						
	E389J1	G	EMAKO SCH (D262) - MWISESHE	SPOT IMPROV	5.4	5,079,674.86
	R31-BUTERE	G	KHWISERO - MUL-WANDA	SPOT IMPROV	4.5	2,019,323.94
			TOTAL FOR : KHWISERO		9.9	7,098,998.80
SHINYALU						
	U_G91768	E	U_G91768	SPOT IMPROV	1.7	4,410,462.12
	U_G91769	E	U_G91769	SPOT IMPROV	0.2	2,789,904.40
			TOTAL FOR : SHINYALU		1.9	7,200,366.52
IKOLOMANI						
	E292	E	LUSIOLA - BUSHAN-GALA	SPOT IMPROV	5.9	3,916,024.37
	E389	G	SHAMUSINJIRI - MWISE-SHE	SPOT IMPROV	11.0	3,284,906.58
			TOTAL FOR : IKOLO-MANI		16.9	7,200,930.96
LIKUYANI						
	L6215	G	SANGU - MAWE TATU	SPOT IMPROV	9.9	3,269,014.19
	L6223	E	STAND MAZIWA - AD-EYO - R.NZOIA	SPOT IMPROV	4.6	1,734,795.45
	R16	E	EX DC - LUGULU	SPOT IMPROV	9.0	2,197,873.72
			TOTAL FOR : LIKUYANI		23.5	7,201,683.36
MALAVA						
	E300	G	MALAVA - IKOLI	SPOT IMPROV	17.8	7,200,411.16
			TOTAL FOR : MALAVA		17.8	7,200,411.16
LURAMBI						
	UPR27	E	EMUKUBA - WALUNGA - SHIKOTI	SPOT IMPROV	5.0	2,943,131.10
	UPR28	E	CEREAL BOARD - MAR-ABA - LUANDA SHOP	SPOT IMPROV	3.0	4,257,844.31
			TOTAL FOR : LURAMBI		8.0	7,200,975.41
			TOTAL FOR : KAKAME-GA		183.8	86,310,355.85
REGION: VIHIGA						
VIHIGA						
	E290	G	B1 LUANDA -MAGA-DA-C38 BUKUGA	SPOT IMPROV	5.3	4,579,998.28
	R42-VIHIGA	G	C38MAHANGA- C38 GAVALAGI	SPOT IMPROV	8.5	2,619,833.28
			TOTAL FOR : VIHIGA		13.8	7,199,831.56
EMUHAYA						
	E290	G	B1 LUANDA -MAGA-DA-C38 BUKUGA	SPOT IMPROV	14.3	4,988,142.40
	R35-EMU-HAYA	G	B1 EBUYANGU - E1262 EMUSIRE	SPOT IMPROV	6.4	2,211,358.17
			TOTAL FOR : EMUHAYA		20.7	7,199,500.57
LUANDA						
	E1262	G	LUANDA - MAGADA - MBALE	SPOT IMPROV	12.6	7,199,738.01
			TOTAL FOR : LUANDA		12.6	7,199,738.01
SABATIA						
	E240	G	E293 WANGULU - MULULU - BUSWETA - MAGO	SPOT IMPROV	11.0	7,201,072.18
			TOTAL FOR : SABATIA		11.0	7,201,072.18
HAMISI	E1267	G	A1 BOYANI - D262 JEPROK	SPOT IMPROV	4.6	3,536,243.12
	T2-HAMISI	G	KINU - BANJA	SPOT IMPROV	6.2	3,655,870.22
			TOTAL FOR : HAMISI		10.8	7,192,113.34
			TOTAL FOR : VIHIGA		68.9	35,992,255.68

22% Kenya Rural Roads Authority - Road Works

REGION: NAIROBI						
CONSTITUENCY	ROAD NO.	S.T	ROAD NAME	WORK CATEGORY	KMs	AMOUNT (Ksh)
EMBAKASI SOUTH						
	UUF 11E	P	AA-MUKURU KWA NJENGA	SPOT IM-PROV	0.7	15,904,528.00
			TOTAL FOR :EM-BAKASI SOUTH		0.7	15,904,528.00
EMBAKASI NORTH						
	UUF 573	G	CARDINAL MICHAEL MAURICE OTUNGA ROAD	SPOT IM-PROV	0.7	15,906,732.00
			TOTAL FOR :EM-BAKASI NORTH		0.7	15,906,732.00
EMBAKASI CEN-TRAL						
	UUF 108	G	KAYOLE 3-NYAMA VILLA OVERCOMERS ROAD	SPOT IM-PROV	3.2	8,595,948.00
	UUF 109	E	SOWETO-NYAN-DO-CORNER DRAIN-AGE	SPOT IM-PROV	2.0	1,531,200.00
	UUF 110	G	KAYOLE PO-LICE-CORNER MBAYA	SPOT IM-PROV	0.2	686,720.00
	UUF 111	G	TWIGA LINE	SPOT IM-PROV	1.3	2,844,784.00
	UUF 112	G	KAYOLE-JADA ROAD	SPOT IM-PROV	0.8	2,241,352.00
			TOTAL FOR :EM-BAKASI CENTRAL		7.5	15,900,004.00
EMBAKASI EAST						
	UUF 590	E	KENTAINER SCHOOL OF AVIATION	SPOT IM-PROV	1.2	6,019,936.00
	UUF 601	E	SAMJI QUAR-RY-KARAGITA ROAD	SPOT IM-PROV	1.8	2,521,376.00
	UUF 615	E	GOOD SAMARITAN ACCESS ROAD	SPOT IM-PROV	0.4	2,132,776.00
	UUF 621	E	NDEGEVIEW ROAD	SPOT IM-PROV	0.4	3,500,474.00
	UUF 684	E	MUHUYU-SKY-WAY(DELIVERANCE CHURCH)	SPOT IM-PROV	1.6	1,731,474.00
			TOTAL FOR :EM-BAKASIEAST		5.3	15,906,036.00
EMBAKASI WEST						
	UUF 521	P	BUS STAGE ESTATE ROAD	SPOT IM-PROV	0.3	7,304,984.00
	UUF 591	P	KANGURUE ROAD(-FIROZE TONONOKA)	SPOT IM-PROV	1.5	4,988,232.00
	UUF12E	P	MANYANJA-KIFARU PRIMARY SCHOOL	SPOT IM-PROV	0.1	3,613,864.00
			TOTAL FOR :EM-BAKASI WEST		1.9	15,907,080.00
MAKADARA						
	UUF 09M	P	NJIWA ROAD	SPOT IM-PROV	0.6	5,150,400.00
	UUF 15M	P	MASENO LANE	SPOT IM-PROV	0.2	3,754,920.00
	UUF 22M	P	LOWEA LANE	SPOT IM-PROV	0.1	2,481,820.00
	UUF 37M	P	MARINGO CHURCH-SHOPPING CENTRE	SPOT IM-PROV	0.3	2,569,748.00
	UUF 52M	P	MBOTELA CLINIC ROAD	SPOT IM-PROV	0.1	1,944,740.00
			TOTAL FOR : MAKADARA		1.3	15,901,628.00
KAMUKUNJI						
	UUF26KAMU	G	AHERO ROAD	SPOT IM-PROV	0.4	15,909,864.00
			TOTAL FOR : KAMUKUNJI		0.4	15,909,864.00
STAREHE						
	UUF09ST	P	NORTHVIEW ROAD	SPOT IM-PROV	0.4	9,679,040.00
	UUF21ST	P	MIKONGE ROAD	SPOT IM-PROV	0.2	6,221,544.00
			TOTAL FOR : STAREHE		0.6	15,900,584.00
MATHARE						
	UUF09MA	P	BH ROAD	SPOT IM-PROV	0.2	9,731,472.00
	UUF21MA	G	KAMWINGI ROAD	SPOT IM-PROV	0.2	6,171,896.00
			TOTAL FOR : MATHARE		0.4	15,903,368.00
DAGORETTI NORTH						
	UUF 09DA	G	KONGO-NAIVASHA ROAD	SPOT IM-PROV	0.3	1,571,394.00
	UUF 161	E	MUSLIM ROAD	SPOT IM-PROV	0.4	1,979,192.00
	UUF 163	E	AMBOSELI ROAD	SPOT IM-PROV	0.9	3,381,980.00
	UUF 165	E	KABIRU ROAD	SPOT IM-PROV	0.8	2,536,688.00
	UUF 166	E	MSALABA-MLANGO SOKO ROAD	SPOT IM-PROV	1.0	4,134,472.00
	UUF 313	G	SOKO MJINGA ROAD	SPOT IM-PROV	0.3	2,302,136.00
			TOTAL FOR : DAG-ORETTI NORTH		3.7	15,905,862.00
ROYSAMBU						
	UUF 09R	G	CANOPY-PCEA ZIM-MERMAN-MIDAS SCHOOL ROAD	SPOT IM-PROV	0.5	3,928,688.00
	UUF 15R	G	GITHURAI KWA CHIEF-GATHARAINI RIVER ROAD	SPOT IM-PROV	2.0	5,167,800.00
	UUF 22R	G	BASE -EUNI BRIDGE ROAD	SPOT IM-PROV	0.6	3,609,920.00
	UUF 29R	G	KAMUTHI-NG-UMBA(CATHOLIC CHURCH)ROAD	SPOT IM-PROV	0.6	3,194,060.00
			TOTAL FOR : ROYSAMBU		3.7	15,900,468.00
RUARAKA						
	UUF 177	E	NYS SCHOOL-BACH-ELORS ROAD	SPOT IM-PROV	0.4	15,903,020.00
			TOTAL FOR : RU-ARAKA		0.4	15,903,020.00
DAGORETTI SOUTH						
	UUF 11DA	G	KIBIRU ROAD-WAITHAKA WARD	SPOT IM-PROV	1.2	3,800,392.00
	UUF 21DA	G	WANYEE CLOSE ROAD	SPOT IM-PROV	1.0	3,059,616.00
	UUF 31DA	G	J.G-GATURA ROAD-RIRUTA WARD	SPOT IM-PROV	1.5	4,172,752.00
	UUF 35DA	G	MURABA ROAD-MU-TUINI WARD	SPOT IM-PROV	1.8	4,870,724.00
			TOTAL FOR : DAG-ORETTI SOUTH		5.5	15,903,484.00
KIBRA						
	UUF 24KI	G	OLYMPIC ACCESS ROAD	SPOT IM-PROV	0.8	4,617,380.00
	UUF 551	G	FORT JESUS-WOOD-LY ESTATE ROAD	SPOT IM-PROV	0.9	4,274,600.00
	UUF07KI	P	FORT JESUS ESTATE ACCESS ROAD	SPOT IM-PROV	0.5	3,463,064.00
	UUF30KI	G	AYANY(EQUI-TY)-AYANY PRIMA-RY SCH ROAD	SPOT IM-PROV	0.7	3,548,440.00
			TOTAL FOR : KIBRA		2.9	15,903,484.00
WESTLANDS						
	UUF 21WE	G	WARUKU ROAD	SPOT IM-PROV	1.0	3,717,800.00
	UUF 25WEST	G	ST JOSEPH SIS-TERS-NAIVASHA ROAD	SPOT IM-PROV	0.4	1,663,904.00
	UUF-16WEST	G	VETLAB-LOWER KABETE ROAD	SPOT IM-PROV	2.4	1,674,924.00
	UUF-31WEST	SD	N.I.T.D ROAD	SPOT IM-PROV	0.8	1,346,064.00
	UUF-34WEST	SD	VET QUARTERS ACCESS ROAD	SPOT IM-PROV	1.2	4,542,560.00
	UUR6WEST	E	NAGI-KIBAGARE ROAD	SPOT IM-PROV	1.5	2,955,680.00
			TOTAL FOR : WEST-LANDS		7.3	15,900,932.00
LANGATA						
	UUF 10LA	G	DELIVERANCE-DAM 2-NULA ROAD	SPOT IM-PROV	0.8	2,451,776.00
	UUF 22LA	P	KODI ROAD	SPOT IM-PROV	0.4	5,333,216.00
	UUF32LA	G	POFU ROAD(KAREN WARD)	SPOT IM-PROV	0.8	2,868,448.00
	UUF35LA	G	SOUTH C CLUB ROAD	SPOT IM-PROV	0.8	2,546,316.00
	UUF41LA	G	SHILANGA-ADO-LO-SUNDAY STUDIO ROAD(HIGHRISE)	SPOT IM-PROV	0.6	2,700,712.00
			TOTAL FOR : LAN-GATA		3.4	15,900,468.00
KASARANI						
	UUF35KA	G	RED SOIL-SIRANGA ROAD	SPOT IM-PROV	0.9	5,396,320.00
	UUF41KA	G	GARAGE-HUNTERS SCHOOL	SPOT IM-PROV	0.7	4,986,144.00
	UUF55KA	G	MUNGAI INN-CHOKAA ROAD	SPOT IM-PROV	1.3	5,520,208.00
			TOTAL FOR : KASA-RANI		2.9	15,902,672.00
			TOTAL FOR : NAI-ROBI		48.6	270,360,214.00
REGION: KIAMBU						
GATUNDU SOUTH						
	E1530	G	E1530	SPOT IM-PROV	15.6	5,387,960.00
	E497	G	E497	SPOT IM-PROV	11.7	7,203,653.12
	U_G29489	E	U_G29489	SPOT IM-PROV	1.6	3,308,460.83
			TOTAL FOR : GA-TUNDU SOUTH		29.0	15,900,073.95
JUJA						
	E496	G	JN A2 JUJA - MUK-INYE	ROUTINE MAINTE	38.1	4,095,927.98
	URA2	G	ST.PETERS PRIMA-RY-GACHORORO	SPOT IM-PROV	3.7	5,301,342.26
	URP15	G	WITEITHIE - MAR-ABA	SPOT IM-PROV	4.8	3,346,252.17
	URP2	G	HA KAIRU-MATAN-GI-GSU	SPOT IM-PROV	7.7	3,156,603.60
			TOTAL FOR : JUJA		54.3	15,900,126.02

CONSTITUENCY	ROAD NO.	S.T	ROAD NAME	WORK CATEGORY	KMs	AMOUNT (Ksh)
THIKA TOWN						
	U_K2	G	JN A3 MAKONGENI - KIGANJO-WITEITHIE	SPOT IMPROV	8.0	1,621,816.18
	U_L15	G	JN U_K2 - KIGANJO - MUTHAIGA	SPOT IMPROV	5.9	6,620,851.63
	U_L19	G	JN A3 - KWAHERI - JNE1535 MUNYU	ROUTINE MAINTE	6.4	125,324.08
	URA67	G	(A3) ENGEN - KIANGOMBE - KIGANJO	SPOT IMPROV	2.7	7,532,214.31
			TOTAL FOR : THIKA TOWN		23.0	15,900,206.21
GITHUNGURI						
	U_G2140	E	U_G2140	SPOT IMPROV	1.6	4,000,015.08
	U_G22562	E	GATHANGARI - GATINA	SPOT IMPROV	2.4	3,906,096.12
	U_G2434	E	KIANGIMA-GATHIGI-KARIA	ROUTINE MAINTE	5.3	778,081.60
	U_G2451	E	U_G2451	SPOT IMPROV	0.7	700,065.45
	U_G2517	E	U_G2517	SPOT IMPROV	0.5	1,300,091.46
	URP80	E	NDATHI-INI - KAMBUI	SPOT IMPROV	5.3	3,415,573.76
	URP9	E	GITHUNGURI - MUKUA SEC SCHOOL	SPOT IMPROV	0.5	1,800,329.28
			TOTAL FOR : GITHUNGURI		16.3	15,900,252.75
KIAMBU						
	U_G2577	E	U_G2577	SPOT IMPROV	0.2	972,378.22
	U_G2581	E	E432 - JUMA	SPOT IMPROV	0.3	574,376.04
	U_G2585	E	U_G2585	ROUTINE MAINTE	3.1	486,511.80
	U_K2A	G	KANUNGA PRI	SPOT IMPROV	0.3	1,807,501.88
	U_P133	G	JC C63 KAIYABA JNE1520 KIRATINA	SPOT IMPROV	0.4	773,652.07
	U_P216	G	JN C63 RIBAI-WANDIE	SPOT IMPROV	1.2	1,602,215.90
	U_P245/250	G	RIABAI SEC-SCHOOL-MANDA JC C64	SPOT IMPROV	1.1	2,086,684.33
	U_P301/310/311	G	JN GHANA STREET - ELIZABETH COUNTY ROAD UGANDA STREE KIAMBUMBI	SPOT IMPROV	1.7	999,795.42
	U_P37/40	G	JN U_P39 ACK ST MARY -RUNYENJE JN U_1-129	SPOT IMPROV	0.7	1,103,729.88
	U_P95	G	JN C63 TURITU-PASTOR MBUTHIA	SPOT IMPROV	1.5	1,271,126.84
	URF34	G	JN E432 HA WAPESI _KAMUNYOGE	SPOT IMPROV	0.8	960,347.97
	URP34	G	JN E432 HA WAPESI	SPOT IMPROV	0.8	342,794.96
	URP7	G	JKUCAT-MIRIMANI PRI. SCH	SPOT IMPROV	4.0	2,919,169.46
			TOTAL FOR : KIAMBU		16.1	15,900,284.78
KIAMBAA						
	D408	SD	C62 GACHARAGE - GACHIE DB NAIROBI	SPOT IMPROV	4.0	1,437,353.79
	E1518	SD	NDUOTA - GATHANGA - KIGUARO	SPOT IMPROV	8.8	7,018,028.54
	E1520	G	E1520	SPOT IMPROV	4.2	7,081,561.58
	U_G2844	G	MUTHURWA ACK	SPOT IMPROV	0.4	363,061.56
			TOTAL FOR : KIAMBAA		17.3	15,900,005.46
KABETE						
	E1511	SD	E1511	SPOT IMPROV	2.5	2,885,167.08
	U_G21116	E	U_G21116	SPOT IMPROV	0.8	2,216,147.52
	U_G21178	E	U_G21178	SPOT IMPROV	0.6	2,011,212.64
	U_G21187	E	D378 MUBIRA - KIBICHIKU	SPOT IMPROV	3.4	937,790.40
	U_G21199	E	U_G21199	SPOT IMPROV	0.8	1,097,035.20
	U_G21306	E	U_G21306	SPOT IMPROV	0.9	1,192,248.00
	U_G21338	E	MUTHURE-SHAURI YAKO-NJATHAINI	SPOT IMPROV	2.7	1,673,149.20
	U_G21357	E	U_G21357	SPOT IMPROV	1.4	2,421,094.00
	U_G21930	E	KAHUHO - KIANGOTHO - CHURA	SPOT IMPROV	2.4	1,466,460.40
			TOTAL FOR : KABETE		15.5	15,900,304.44
KIKUYU						
	E423	G	E423	SPOT IMPROV	3.6	1,874,383.68
	R25-KIAMBU	SD	NDERI - KERWA	SPOT IMPROV	4.9	3,570,324.33
	U_G21462	E	KIURU - MAMA NGINA PRIMARY SCH - MAGANA	SPOT IMPROV	3.0	859,095.42
	U_G21479	E	NDAIRE - NDARUA - KIAMBURI	SPOT IMPROV	2.2	1,784,370.00
	U_G21532	E	U_G21532	SPOT IMPROV	2.2	2,404,506.00
	U_G21594	E	GREEN GARDENS SCH - MATHU P.C.E.A MAIA-IHII	SPOT IMPROV	2.9	1,216,695.00
	U_G21609	E	KANYETHI - HIUHI ROAD	SPOT IMPROV	1.8	1,170,605.88
	U_G21812	E	RUMWE - E4222 (SDA CHURCH)	SPOT IMPROV	4.5	1,129,631.20
	U_G22008	E	KAMANGU - NGUIRUBI	SPOT IMPROV	4.3	1,890,649.20
			TOTAL FOR : KIKUYU		29.4	15,900,260.71
LIMURU						
	R24-KIAMBU	G	KIROE-RIRONI	SPOT IMPROV	3.3	3,306,779.72
	U_G22079	E	GITHARANE - KIAWANDA PRY	SPOT IMPROV	2.1	2,448,495.06
	U_G22254	E	U_G22254	SPOT IMPROV	1.0	2,300,209.94
	U_G22374	E	U_G22374	SPOT IMPROV	1.2	2,021,263.34
	U_P250	E	JNC R31 KINYOGORI LOOP RD-KIHINGO-JCT	SPOT IMPROV	4.0	3,327,817.31
	U_P274	E	CHIEF CAMP KIAWAROGA POLICE POST	SPOT IMPROV	3.0	2,495,647.66
			TOTAL FOR : LIMURU		14.6	15,900,213.03
LARI						
	E439	G	RUIRU RIVER-KAHUNIRA	SPOT IMPROV	14.1	5,014,373.53
	T9 KIAMBU	P	NDURURI-KAGUONGO	SPOT IMPROV	5.0	4,045,273.34
	U_G2036A	G	JCT A104 KWA MUCHIRI CROSS ROAD	SPOT IMPROV	3.7	3,993,856.80
	U_G22510	E	U_G22510	SPOT IMPROV	1.5	1,388,172.76
	U_G22730A	G	TAKINYA KIBUTI-BATHI	SPOT IMPROV	2.5	1,458,372.16
			TOTAL FOR : LARI		26.8	15,900,048.58
GATUNDU NORTH						
	E498	G	FOREST EDGE - MARIGI JN C64	SPOT IMPROV	19.9	7,328,613.11
	E500	G	KAMUNYAKA - KANJUKU	SPOT IMPROV	13.8	8,571,472.23
			TOTAL FOR : GATUNDU NORTH		33.8	15,900,085.34
RUIRU						
	URF32	G	WANJUGUNA-(JN U-L10)PCEA STAGE	SPOT IMPROV	3.4	7,467,334.35
	URP32	G	WANJUGU - PCEA STAGE	SPOT IMPROV	4.0	5,612,622.97
	URP40	G	ST MICHAEL CENTRE- WHITE HOUSE	SPOT IMPROV	1.0	2,820,100.63
			TOTAL FOR : RUIRU		8.4	15,900,057.95
			TOTAL FOR : KIAMBU		284.3	190,801,919.21
REGION: KIRINYAGA						
MWEA						
	D455	G	B6 MUTITHI-C74 KERUGOYA	ROUTINE MAINTE	13.4	1,963,207.20
	D458J1	G	C73KUTUS/EMBU-B6 KIMBIMBI	ROUTINE MAINTE	14.2	1,056,528.00
	D460	G	D455 KANDONGU-B6 MURUBARA	ROUTINE MAINTE	12.9	1,452,552.00
	E1630	G	B6 DIFATHAS-D458 MIU	ROUTINE MAINTE	7.0	765,043.20
	E1652	G	A2 KWA VII-C73 KAGIO	ROUTINE MAINTE	6.1	700,663.20
	E611	G	B6 KIMBIMBI-C73 KUTUS	ROUTINE MAINTE	9.9	1,894,950.48
	E613J3	G	D460-C73 KIMICHA	ROUTINE MAINTE	6.7	1,092,720.00
	E613J4	G	D455 KANDONGU - D460	SPOT IMPROV	2.3	554,572.80
	OLD-B6	E	KIMBIMBI-NEW B6	ROUTINE MAINTE	4.9	449,790.00
	R14A-KIRINYAGA	G	B6 NYANGATI-R14	ROUTINE MAINTE	0.5	38,019.00
	R14-KIRINYAGA	G	E611 KIOGURARI-C73 KAMIIGUA	ROUTINE MAINTE	9.2	942,384.00
	R14X-KIRINYAGA	G	E611-R14	ROUTINE MAINTE	1.0	76,038.00
	R1J1-KIRINYAGA	G	A2 KWA VII-E1652-R28 KINYAGA	ROUTINE MAINTE	3.6	278,539.20
	R1-KIRINYAGA	G	R28 KINYAGA-D455	ROUTINE MAINTE	2.9	573,156.00
	R30A-KIRINYAGA	G	E611 KUTUS-E611-R14-B6 KIMBIMBI	ROUTINE MAINTE	7.0	804,054.00
	R30B-KIRINYAGA	G	E611 KUTUS-R30A KITHIRITI	ROUTINE MAINTE	6.3	755,473.20
	R31-KIRINYAGA	G	D458 KANJINJI-B6 MURURI	ROUTINE MAINTE	7.5	607,086.00
	R32-KIRINYAGA	G	D458 KIMBIMBI-E659-D458 KANJINJI	ROUTINE MAINTE	7.5	950,127.00
	R4-KIRINYAGA	G	D458 TOGONYE-R33-RUPINGAZI DB EMBU	ROUTINE MAINTE	8.1	712,704.00
	R4X-KIRINYAGA	G	D458 MIU-R4	ROUTINE MAINTE	3.0	232,116.00

CONSTITUENCY	ROAD NO.	S.T	ROAD NAME	WORK CATEGORY	KMs	AMOUNT (Ksh)
			TOTAL FOR : MWEA		133.9	15,899,723.28
GICHUGU						
	D456	G	FOREST RANGE-D455 NJEGAS	ROUTINE MAINTE	13.8	1,326,228.00
	E1637	G	E619KIANDAI-E616 KAVOTE	ROUTINE MAINTE	5.2	448,398.00
	E1639	G	C74 KTI-E616 KI-ANGUENYI	ROUTINE MAINTE	8.8	1,061,366.36
	E1650J2	G	B6 DIFATHAS-KAN-JUU-D458	ROUTINE MAINTE	5.1	380,190.00
	E1651	E	D458 RWAMBI-TI-B6KIANJIRU	SPOT IM-PROV	4.2	965,038.80
	E616	G	E614 KANGAI-TA-D456 KIMUNYE	ROUTINE MAINTE	5.5	935,076.00
	E616J1	G	D456 KIMUN-YE-E1636 KAINAMOI	ROUTINE MAINTE	13.7	1,199,904.00
	E618	G	D456 GATUGU-RA-D459 KIAMUTUG	ROUTINE MAINTE	13.6	1,209,717.60
	E619	G	D461 KIANYA-GA-E617 KAMWETI FOREST	ROUTINE MAINTE	6.7	973,112.40
	E620	G	D458 RUKENYA-D461 KIANYAGA	SPOT IM-PROV	4.3	902,033.40
	E620J1	G	D461 KIANYA-GA-E616THUMAITA	ROUTINE MAINTE	8.8	669,134.40
	E621J1	G	E622 MURURI-D458 KIANYAGA	ROUTINE MAINTE	5.6	655,840.80
	E623	G	D459 KIAMUTU-GU-KAMWANA FOREST EDGE	SPOT IM-PROV	4.5	963,072.60
	E624	G	D459 KIAMUTU-GU-D459 GITHURE	ROUTINE MAINTE	9.9	1,672,888.20
	R12-KIRIN-YAGA	G	E615KABOYO - D461 KIAMWATHI	ROUTINE MAINTE	5.8	686,256.00
	R18-KIRIN-YAGA	E	R18-KIRINYAGA	SPOT IM-PROV	4.3	1,097,070.00
	R20-KIRIN-YAGA	G	C74 GIACHAI-D456 GITHURE	ROUTINE MAINTE	5.1	754,718.04
			TOTAL FOR : GICHU-GU		124.8	15,900,044.60
NDIA						
	D453	G	D454 KIBU-RU-E610MUNUNGA	ROUTINE MAINTE	8.7	104,400.00
	D455	G	B6 MUTITHI-C74 KERUGOYA	SPOT IM-PROV	5.4	1,421,067.28
	E1642	G	A2KARIMA-MUKAN-GU DB	ROUTINE MAINTE	16.5	1,704,164.35
	E1643	E	A2 MURURIINI-E1642 KIANJEGE	ROUTINE MAINTE	5.6	604,799.06
	E1643J1	E	A2 MURURIINI-D455 BARICHO	ROUTINE MAINTE	4.5	830,508.38
	E1645	E	A2 KIANGWA-CHI-E1643 MURU-RIINI	ROUTINE MAINTE	5.2	435,828.24
	E3301	G	D452 KIAHURIU-E609 GATHAMBI	ROUTINE MAINTE	5.3	414,212.22
	E563	G	C74 KIANGAI-NDI-MA	ROUTINE MAINTE	3.0	232,968.60
	E607	E	D454KIBURU-C74 KIANGAI	ROUTINE MAINTE	7.9	652,569.60
	E608	E	D453 RIAKIANIA-C74 KIARAGANA	ROUTINE MAINTE	6.1	488,557.20
	E610	G	D455 BARICHO-D453 MUTIRA	ROUTINE MAINTE	3.7	462,615.54
	E612	G	E612B-E612A	ROUTINE MAINTE	3.2	248,896.56
	E612A	E	C73 KANGURU-D454 THIGUKU	ROUTINE MAINTE	10.6	1,582,338.60
	E612B	E	C73 GITHU-GOYA-RAR3	ROUTINE MAINTE	4.6	366,104.70
	E617J1	G	GATHUTHUMA-E609 GATHAITHI	ROUTINE MAINTE	6.7	535,782.54
	R15-KIRIN-YAGA	G	E609 GATH-AITHI-E617-GATH-UTHUMA	ROUTINE MAINTE	4.3	319,879.86
	R16-KIRIN-YAGA	G	C74 KABONGE-E609 KIAMBAGATHI	ROUTINE MAINTE	2.3	166,603.26
	R26A-KI-RINYAGA	E	A2 KINYAKIIRU-D454 KIBURU	ROUTINE MAINTE	7.5	694,608.00
	R26-KIRIN-YAGA	G	E1643 KIANDAI-D454 KIBURU	ROUTINE MAINTE	5.6	483,337.20
	R27X-KI-RINYAGA	G	E1645-R27	ROUTINE MAINTE	1.5	110,095.02
	R7B-KIRIN-YAGA	E	E1643 MURURIINI-R7	ROUTINE MAINTE	7.5	897,396.88
	R7C-KIRIN-YAGA	E	E1642 MUKANGU-R7	ROUTINE MAINTE	3.0	262,548.60
	R7-KIRIN-YAGA	G	E1642KIANJEGE-A2 KIBIRIGWI	ROUTINE MAINTE	9.8	761,371.80
	UR	E	KARIMA TOWN-NGANDE	SPOT IM-PROV	5.0	1,606,455.00
	UR14	E	KAMATHAN-GA-NGOMBE NGUU	ROUTINE MAINTE	5.8	512,952.00
			TOTAL FOR : NDIA		149.2	15,900,060.49
KIRINYAGA CEN-TRAL						
	D456	G	FOREST RANGE-D455 NJEGAS	ROUTINE MAINTE	9.4	696,261.00
	D457	G	C74 KAGUMO-KAN-GAITA	SPOT IM-PROV	7.0	2,189,527.84
	E1633	G	C74 KERU-GOYA-E614-RAR19 KIANGOTHE	SPOT IM-PROV	2.0	587,528.40
	E1634	G	C74 KIBINGO-D455 MUKINDURI	ROUTINE MAINTE	3.5	422,843.78
	E1640	G	E614 GITUMBI-D457	ROUTINE MAINTE	3.9	567,126.90
	E1641	G	C74 KERUGOYA-E617 OLD KANGAITA	ROUTINE MAINTE	7.8	952,311.28
	E1646	G	E1641 GITHI-ORO-E1647 WAIGIRI	ROUTINE MAINTE	1.2	90,961.98
	E1648	G	E617 GATWE-E613 GATHERA	ROUTINE MAINTE	3.4	407,919.80
	E1649	G	D458 RWAMBITI-E621 MURINGA	ROUTINE MAINTE	2.7	240,189.60
	E164A	G	E613J1 GATUTO-D455 MUKINDURI	ROUTINE MAINTE	3.6	568,683.04
	E1650	G	E613 KIANJEGE-D456 KIAMUTHAMBI	ROUTINE MAINTE	4.6	496,043.84
	E1650J1	G	D456 KIAMUTHAM-BI-E1632 GATUTO	ROUTINE MAINTE	2.7	356,494.10
	E610J1	G	D453 MUTIRA-C74 KAGUMO	ROUTINE MAINTE	1.7	144,021.54
	E610J2	G	C74 KAGUMO-E617 GATHUTHUMA	ROUTINE MAINTE	8.7	1,311,086.52
	E613	G	C74 KAGUMO-E617 GATWE	ROUTINE MAINTE	4.9	603,137.36
	E613J1	G	D455 MUTITU-C74 KAGUMO	ROUTINE MAINTE	5.0	760,138.72
	E613J2	G	D454-D455 MUTITU	ROUTINE MAINTE	7.3	689,700.62
	E614	G	D456 RUTUI-E616 OLD KANGAITA	ROUTINE MAINTE	9.5	1,548,123.82
	E617J2	G	FOREST EDGE-D457 NEW KANGAITA	ROUTINE MAINTE	5.8	424,208.52
	R10-KIRIN-YAGA	G	D455 MUTITU-C74 KIBINGO	SPOT IM-PROV	4.7	1,644,546.50
	R17-KIRIN-YAGA	G	D455 GETUYA-E613 KAMUIRU	ROUTINE MAINTE	4.8	521,656.64
	R9-KIRIN-YAGA	G	C74 KAGUMO - E617 GATHUTHUMA	ROUTINE MAINTE	5.1	677,297.32
			TOTAL FOR : KIRIN-YAGA CENTRAL		109.3	15,899,809.12
			TOTAL FOR : KIRIN-YAGA		517.2	63,599,637.49
REGION: MU-RANGA						
KANGEMA						
	E1586	G	JCT. E511J2 ICHICHI - JCT. D422 KAIRUNGI	SPOT IM-PROV	4.0	1,285,130.45
	E1591	G	JCT. D427 GITONGU SEC. SCH. - JCT. E538 MUKARARA	ROUTINE MAINTE	3.7	197,891.70
	E1593	G	JCT. E540J1 - JCT. C72 KARURI	SPOT IM-PROV	1.0	1,627,880.25
	E511J2	G	JCT. D417 - ICHICHI - JCT. D428 KAIRO	ROUTINE MAINTE	22.0	1,755,370.81
	E545	G	JCT. D422 KANYENYAINI TEA FACTORY - JCT. E546 MUTUNGURU	ROUTINE MAINTE	9.3	1,224,785.03
	U_G27448	E	WACHIRA KABUGA - NYAKAHURA COF-FEE FACTORY	SPOT IM-PROV	5.0	1,031,191.04
	U_G27530	G	JCT. E539 KWA-WAN-JOKI - GACHARAIGU	SPOT IM-PROV	0.5	689,946.99
	U_G27539	G	JCT. E539 MURINGA-TO - JCT. E538 NYA-KAHURA	ROUTINE MAINTE	7.4	1,391,988.32
	U_G27785	E	KANINI RUGIO - KA-NUNGU FACTORY - GATHATAA-INI - KIBUTHA	ROUTINE MAINTE	8.0	789,991.78
	U_G27901	G	JCT. E511J2 GWA-KA-HARI - KIANJURU FOREST BORDER	SPOT IM-PROV	3.6	1,292,828.99
	UNCL. 14	E	KIOHO - KIMAKURA - GITHIGA - MARI-MIRA	SPOT IM-PROV	3.2	822,491.56
	UNCL. 178	E	KANYENYAINI JCT. - PEFA CHURCH - GAKIRA KABURI	ROUTINE MAINTE	3.0	417,995.56
	UNCL. 23	G	THANGATHI TBC - GONDO RIVER	SPOT IM-PROV	3.0	1,523,285.59
	UNCL. 26	E	MIHUTI - KIHINDU - MATHIOYA VILLAGE - RWATHIA	ROUTINE MAINTE	10.0	299,976.00
	UNCL. 27	G	GATHIMA WACEGE - MUTARA - KAHARI	ROUTINE MAINTE	6.0	376,788.03
	UNCL. 30	G	MARIMIRA - KIOHO	ROUTINE MAINTE	7.5	661,987.73
	UNCL. 8	E	GAKIRA CATHOLIC CHURCH - KCC	SPOT IM-PROV	2.2	510,277.48
			TOTAL FOR : KANGE-MA		99.3	15,899,807.32
MATHIOYA						
	E1588	G	JCT. E511J2 KAGON-GO - JCT. E511J2 MUTHANGARI	ROUTINE MAINTE	2.7	512,792.99
	E1590	G	JCT. D428 KIAM-BUTHIA - JCT. C70 KANJAMA	ROUTINE MAINTE	3.6	707,990.39
	E1592	G	JCT. D427 GITUGI - JCT. D427 NYANGITI	ROUTINE MAINTE	5.9	291,988.27
	E1594	G	JCT. D427 KANJAHI - JCT. D427 THUITU	SPOT IM-PROV	6.7	1,641,453.67
	E511J2	G	JCT. D417 - ICHICHI - JCT. D428 KAIRO	ROUTINE MAINTE	14.0	2,363,189.89
	E540	G	JCT. C70 KIRIAINI - JCT. D427 GITUGI	ROUTINE MAINTE	14.1	1,403,988.14

CONSTITUENCY	ROAD NO.	S.T	ROAD NAME	WORK CATEGORY	KMs	AMOUNT (Ksh)
	E541	G	JCT. C70 KANJAMA - JCT. E540 NDIARA COFFEE FACTORY	SPOT IMPROV	4.2	1,037,570.96
	T3651-MURANGA	G	JCT. E511J2 KIAMUTURI - GATIKU	ROUTINE MAINTE	5.5	600,591.95
	T3861-NYERI	G	NYERI DB - JCT. C70 KIRIAINI	SPOT IMPROV	4.0	1,482,058.50
	U_G27696	G	JCT. D428 GAITHERI - JCT. E553 THUITA	SPOT IMPROV	1.0	789,096.78
	U_G27826	E	JCT. U_G27827 GIKOE - JCT. E546 BANGINI	ROUTINE MAINTE	3.7	461,963.04
	U_G27827	G	JCT. E546 GIKOE - JCT. E543X KAYU COFFEE FACTORY	SPOT IMPROV	1.9	815,394.72
	U_G27864	G	JCT. D428 KIRIAINI - JCT. U_G27871 KAGUMOINI COFFEE FACTORY	SPOT IMPROV	4.5	1,018,187.52
	U_G27874	G	JCT. D428 NYUMBA ITHATU - JCT. D428 KARIOKOR	SPOT IMPROV	3.5	980,981.38
	U_G27875	G	JCT. D428 KAMACHARIA - JCT. E553 KARENGA	SPOT IMPROV	2.5	970,957.27
	U_G27878	G	JCT. D428 KENI - JCT. E553 KAMUNE	SPOT IMPROV	2.2	821,794.21
			TOTAL FOR : MATHIOYA		79.9	15,899,999.69
KIHARU						
	D423	G	KIRIA - KIANGAGE	ROUTINE MAINTE	9.3	1,319,452.11
	D429	E	RUTUNE RIVER - C73 GAKONYA	ROUTINE MAINTE	6.5	883,869.59
	E522	E	JCT. D440 GITHAMBO - JCT. E523 GITHIGA	SPOT IMPROV	5.6	1,179,185.47
	E525	G	JCT. C70 GATUYA - JCT. D440 KAHURO	SPOT IMPROV	5.5	1,347,400.19
	E525A	G	JCT. D422 KAGANDA - JC.T C70 KIAGUTHU	SPOT IMPROV	2.9	1,312,185.64
	E534	G	JCT. C71 MUKUYU - JCT. D426 KAMBIRWA	SPOT IMPROV	5.2	1,465,982.48
	E537	G	KAHUTI - KIAWAMBEU	ROUTINE MAINTE	16.6	1,962,408.42
	E537J1	G	JCT. D423 KIAWAMBEU - JCT. D440 MARAGI	SPOT IMPROV	2.9	1,019,978.26
	R9-MURANGA	E	JCT. D428 NYAKIHAI - JCT. D428 MWIRUA	SPOT IMPROV	4.1	1,803,775.57
	U_G27437	E	JCT. E539 GIKANDU - JCT. D427 MATHIOYA DAM	SPOT IMPROV	5.9	1,306,775.96
	U_G27545	G	JCT. E554 GAKUYU-JCT. D428 MURIO WA NDA	SPOT IMPROV	4.8	1,491,984.39
	URP 12	G	KOMBA - MIRICHU - KAHIGA KOGI	SPOT IMPROV	1.5	806,995.30
			TOTAL FOR : KIHARU		70.7	15,899,993.38
KIGUMO						
	E1567	G	JCT. D417 MARIIRA - JCT. E519 NGONDA	SPOT IMPROV	5.2	1,643,769.30
	E1571	G	E1571	SPOT IMPROV	1.2	1,135,449.97
	E1579	G	JCT. C71 SABASABA - JCT. E1578 MUGUMOINI	SPOT IMPROV	8.7	2,666,983.92
	E1580	G	JCT. C71 KAHARATI - JCT. D418 MUTHITHI SEC. SCH.	ROUTINE MAINTE	5.7	614,253.80
	E517J1	G	JCT. C70 MATHAREINI - JCT. D418 MUTHITHI	ROUTINE MAINTE	9.3	1,428,731.42
	E526	G	JCT. C70 GACHOCHO - JCT. D420 GATHERA	SPOT IMPROV	2.8	1,596,892.47
	R20-KIGUMO	G	JCT. E512 MAKOMBOKI - JCT. D417 KANGARI	ROUTINE MAINTE	5.6	299,995.09
	T3657A-KIGUMO	E	JCT. E511 KINYONA - GATARE FOREST	SPOT IMPROV	4.2	1,887,168.78
	U_F2223	E	JCT. E517 KIUGU - JCT. E516A KAHARIRO	SPOT IMPROV	3.9	1,371,956.26
	U_G28142	G	JCT. T3659 KARINGA - JCT. E519 GACHARAGE	SPOT IMPROV	2.7	1,561,974.80
	U_G28611	G	JCT. D418 NJORA - JCT. E530J1 GITHEMBE	ROUTINE MAINTE	3.4	451,999.96
	U_G28725	G	JCT. E517J1 KIRIAINI - NGUKU	SPOT IMPROV	2.2	1,240,801.29
			TOTAL FOR : KIGUMO		54.8	15,899,977.07
MARAGWA						
	D419	G	JCT. C70 KAREGA - D419 A MARAGUA	ROUTINE MAINTE	14.2	1,015,953.54
	D424	G	C71 MBOMBO - A2 GAKUNGU	ROUTINE MAINTE	21.4	1,824,315.04
	D425	G	JCT. C71 MBOMBO - JCT. A2 TANA	ROUTINE MAINTE	14.1	1,247,162.17
	E1577	G	JCT. C71 GITUURA - JCT. U_G28462 KAKUZI	ROUTINE MAINTE	8.1	1,070,958.99
	E1581	E	JCT. C71 SABASABA-JCT. D424 KAMAHUHA	ROUTINE MAINTE	6.1	494,473.41

CONSTITUENCY	ROAD NO.	S.T	ROAD NAME	WORK CATEGORY	KMs	AMOUNT (Ksh)
	E1581A	E	JCT. C71 KAHARATI - JCT. E1581 KAMAHUHA	SPOT IMPROV	4.9	1,293,196.30
	E1582	G	JCT. E528J1 GITHUYA - JCT. E530J2 MUGUMOINI	SPOT IMPROV	5.4	1,739,585.60
	E527	G	JCT. D420 NYAGACHUGU - JCT. E528 ITAAGA	ROUTINE MAINTE	4.5	494,980.70
	E527A	G	JCT. E528 KAHARO - JCT. D419 KARIMAINI	SPOT IMPROV	3.2	1,490,790.51
	E533	G	JCT. D424 IGIKIRO - JCT. A2 KAMBITI	ROUTINE MAINTE	11.3	633,969.23
	G1-MARAGUA	G	JCT. D419 MARAGUA HOSPITAL - JCT. D419	ROUTINE MAINTE	3.8	280,950.23
	R21-MARAGUA	E	JCT. D424 PUNDAMILIA - JCT. E533 KIAMBAMBA	ROUTINE MAINTE	11.4	394,770.50
	R29A-MURANGA	E	JCT. R29 GACHARU - JCT. C71 MBOMBO	SPOT IMPROV	0.8	429,185.62
	U_E2197	E	JCT. A2 KENOL - JCT. A2 KATIPANGA	ROUTINE MAINTE	8.6	343,180.08
	U_G28231	E	JCT. D419 GIKOMORA - JCT. E528 ITARA	ROUTINE MAINTE	1.6	220,992.30
	U_G28243	E	JCT. D420 NGINDA - JCT. D421 IREGI	ROUTINE MAINTE	3.1	207,989.39
	U_G28391	E	JCT. D424 SMALL EARTH - KAMUIRU PRI. SCH.	ROUTINE MAINTE	1.1	79,993.60
	U_G28392	E	JCT. C71 MUTHUTHINI - JCT. D424 SMALL EARTH	SPOT IMPROV	1.2	336,393.04
	U_G28401	E	JCT. C71 SDA - JCT. U_G28405 ITHE RUI	ROUTINE MAINTE	3.1	202,391.35
	U_G28405	E	JCT. U_G28411 - JCT. D424 ITHE RUI	ROUTINE MAINTE	5.2	429,185.62
	U_G28500	E	JCT. U_E2197 KATIPANGA - KARUNGANGI	ROUTINE MAINTE	3.0	291,182.74
	URA 27 MAR	E	NICHOLA FARM - WAIRURI	SPOT IMPROV	1.7	520,398.27
	URA 7	E	JCT. A2 MURANGA TTC - JCT. A2 MUNGETHO	SPOT IMPROV	3.4	857,997.93
			TOTAL FOR : MARAGWA		141.1	15,899,996.16
KANDARA						
	D415	G	JCT. C70 KAMURUGU - JCT. A2 MACKENZIE	SPOT IMPROV	6.4	1,377,970.26
	E1554	G	JCT. E513A KIBUU - OLD A2 RD.	SPOT IMPROV	1.8	1,076,994.00
	E1555	G	JCT. C70 KIBEREKE - JCT. E513 NAARO	ROUTINE MAINTE	5.1	798,986.66
	E1572	G	JCT. D416 MAIRUNGI - JCT. E1570 KAGIRA	ROUTINE MAINTE	3.7	727,982.22
	E1573	G	JCT. D415 KANDARA - JCT. E514 KANJUBI	SPOT IMPROV	2.4	962,973.54
	E1575	G	JCT. C71 MUTOHO - JCT. D416 KARITI	ROUTINE MAINTE	13.6	882,970.31
	E1576	G	JCT. E530J1 KAGUNDUINI - JCT. E516 NGURWE-INI	SPOT IMPROV	2.6	808,983.65
	E507AJ1	G	JCT. E509J2 GITHUMU - JCT. E1558A	SPOT IMPROV	2.2	919,494.63
	E509J2	G	JCT. D414 GITHUMU - JCT. E508 KIHUMBUINI	ROUTINE MAINTE	13.4	1,607,934.00
	E510Y	G	DB GATHWARIGA BRIDGE - JCT. C70 KABATI	ROUTINE MAINTE	9.4	1,525,959.82
	E515	G	JCT. C70 GITUYA - JCT. E530 GATITU	ROUTINE MAINTE	12.7	1,833,901.86
	E516	G	JCT. C71 KARUGIA - JCT. E530J1 GATHIMAINI	ROUTINE MAINTE	10.5	1,028,778.94
	R19J1-KANDARA	G	JCT. E509J2 MUNGARIA - JCT. C70 GACHARAGE	SPOT IMPROV	1.7	541,997.24
	R24B-MARAGUA	G	JCT. E514 MAGANJO - JCT. E514 MWANIA MBURI	ROUTINE MAINTE	5.0	627,990.36
	U_E2201	G	JCT. C70 KAWENDO - JCT. E513 KARIRU	ROUTINE MAINTE	4.1	600,992.17
	URA 107	E	D415 MURUKA SEC. - E581 MURUKA COFFEE FACTORY	ROUTINE MAINTE	3.0	575,994.38
			TOTAL FOR : KANDARA		97.5	15,899,904.04
GATANGA						
	D424J1	G	JCT. A2 GAKUNGU - DB THIKA RIVER	ROUTINE MAINTE	17.6	1,780,353.29
	E1551	G	C67 THIKA -KIGIO	ROUTINE MAINTE	18.1	1,359,971.01
	E1553	SD	JCT. C67 KIMATU - JCT. E1551 NGUNGUGU	ROUTINE MAINTE	5.1	617,990.46
	E1559	P	E1559	SPOT IMPROV	3.1	691,989.31
	E1560	G	JCT. E503 NAGARA - JCT. C67J1 NDIARA	ROUTINE MAINTE	3.6	711,392.97
	E1563	G	E1563	SPOT IMPROV	3.7	1,333,773.10
	E491	G	JCT. D424 - MACVAST - DB YATTA	ROUTINE MAINTE	11.9	895,968.22

CONSTITUENCY	ROAD NO.	S.T	ROAD NAME	WORK CATEGORY	KMs	AMOUNT (Ksh)
	E503	G	JCT. E506 - KA-HUNYU - JCT. D413	ROUTINE MAINTE	15.8	983,969.16
	E503J1	G	JCT. D413 GITHIORO - JCT. C70 KIUNYU	ROUTINE MAINTE	8.0	524,999.91
	E507B	E	JCT. D414 - JCT. E1557	SPOT IMPROV	1.1	1,367,966.37
	E509J3	G	JCT. E508 - JCT. E503J1 GITUAMBA	SPOT IMPROV	1.8	848,981.96
	URA 18	G	JCT. E532 HA-MUKUNDI - JCT. E491	ROUTINE MAINTE	15.0	1,889,948.56
	URA 19	G	JCT. E491 - MACVAST - RUBIRU - A3	ROUTINE MAINTE	3.8	671,192.56
	URA 7 GAT	E	KIRWARA - MABAE - RWEGETHA	SPOT IMPROV	2.2	798,990.73
	URA 8 GAT	E	JCT. C67 KIRWARA - GATHANJE - JCT. D413 - KIMEMU	ROUTINE MAINTE	4.6	579,993.50
	URA 9-01	E	KIMATU - NGAN-GAINI	SPOT IMPROV	2.3	842,517.06
			TOTAL FOR : GA-TANGA		117.8	15,899,998.19
			TOTAL FOR : MU-RANGA		661.1	111,299,675.85
REGION: NYAN-DARUA						
KINANGOP						
	D389	E	D398	ROUTINE MAINTE	15.0	2,138,014.48
	E1758	G	D389 - KARAI - KARIMA GIRLS-D389 KAHURUKO	ROUTINE MAINTE	4.5	850,825.60
	E1759	G	E1757 KAHUHO - C69 NDUNYU NJERU	ROUTINE MAINTE	9.3	905,027.34
	E1760	G	C69 TULAGA - E580 GETA	ROUTINE MAINTE	24.3	2,344,070.41
	E1766	G	C67 KARATI - MUNYAKA - R6 JUNCTION	ROUTINE MAINTE	9.9	779,502.08
	E1767	G	SOKO MJINGA - KENTON	SPOT IMPROV	1.4	1,074,507.05
	L3785	G	MWENDANDU - C67 HENI	ROUTINE MAINTE	11.1	1,014,491.30
	L3786	G	C67 KINAMBA - KAGERAINI	ROUTINE MAINTE	12.7	880,527.67
	L3787	G	RWANYAMBO - C68 HARAKA	SPOT IMPROV	7.7	1,983,506.66
	R2-NYAN-DARUA	G	KAHUHO - C69 MAHIGA MERI	SPOT IMPROV	3.4	1,140,034.05
	R3-NYAN-DARUA	E	D393,MURUNGARU - MATUNDURA	ROUTINE MAINTE	4.3	744,425.06
	R6-NYAN-DARUA	G	TULAGA - SASUMUA	ROUTINE MAINTE	9.3	1,140,034.05
	U_F2072	E	D392 DARAJA MBILI - KAMBATA PRY-L3778	SPOT IMPROV	4.3	905,027.34
			TOTAL FOR : KINANGOP		117.2	15,899,993.09
OLKALOU						
	E1754	G	SILANGA - CHARAG-ITA	ROUTINE MAINTE	11.3	1,419,119.70
	L3769	G	UHURU - GATARWA - HEALTH CENTRE	ROUTINE MAINTE	12.5	2,152,402.73
	R29A-NYAN-DARUA	E	BORA - MAKULATA	SPOT IMPROV	6.0	1,663,389.61
	R31-NYAN-DARUA	E	L3765 JUNCTION - C69 KARIAMU	SPOT IMPROV	4.3	1,498,874.01
	U_F2097	E	U_F2097	SPOT IMPROV	5.3	1,498,352.01
	U_G22933	G	U_G22933	SPOT IMPROV	2.8	1,497,869.92
	U_G22960	E	U_G22960	SPOT IMPROV	0.4	1,656,559.87
	U_G23054	G	U_G23054	SPOT IMPROV	3.3	1,661,026.33
	U_G23075	E	JUMA - MUNYEKI - KIBARIONI	SPOT IMPROV	4.4	905,099.04
	U_G23083	E	U_G23083	ROUTINE MAINTE	2.6	442,030.52
	U_G23137	G	U_G23137	SPOT IMPROV	1.3	1,505,151.93
			TOTAL FOR : OL-KALOU		54.2	15,899,875.68
NDARAGWA						
	D387	G	D388 MAILO 10 - DB LAIKIPIA	ROUTINE MAINTE	15.4	1,994,004.75
	D388	G	B5 MAILO 10 - C69 KARIAMU	ROUTINE MAINTE	41.0	3,044,756.47
	E1752	G	NDOGINO - LESHAU	ROUTINE MAINTE	14.9	969,852.82
	E458	G	SUBUKU - KAHEHO	ROUTINE MAINTE	12.5	1,998,899.03
	E459	G	B5 MAILO 4 - KA-LAMPTON	ROUTINE MAINTE	12.2	1,998,899.01
	L3758	E	D387 KIHARA - E458 SUBUKU	ROUTINE MAINTE	8.5	1,050,834.96
	L3759	G	B5 GIETERERO - PESI - SIMBARA	ROUTINE MAINTE	21.3	692,969.92
	R53-NYAN-DARUA	G	B5 HAIRIA - KIAN-DEGE-MAHIANYU	ROUTINE MAINTE	5.9	1,029,964.00
	R57-NYAN-DARUA	G	MURICHU - EQUA-TOR	SPOT IMPROV	2.6	873,527.77
	U_F2124	G	WIYUMIRIRIE - KIRIOGO	ROUTINE MAINTE	37.7	652,520.86
	U_G23952	E	U_G23952	SPOT IMPROV	1.0	670,024.10

CONSTITUENCY	ROAD NO.	S.T	ROAD NAME	WORK CATEGORY	KMs	AMOUNT (Ksh)
	U_G24126	E	KIANUGU - NDURURI	SPOT IMPROV	3.5	923,731.16
			TOTAL FOR : NDA-RAGWA		176.3	15,899,984.85
KIPIPIRI						
	D389J1	E	MALEWA RIVER -DB KINANGOP	ROUTINE MAINTE	36.0	1,931,666.72
	D390	E	MALEWA - MA-CHINERY	ROUTINE MAINTE	17.9	1,376,316.79
	D391	E	D390 MALEWA - OL-MAGOGO - KIRIMA	ROUTINE MAINTE	26.1	3,432,263.45
	E1756	G	D389 WANJOHI-KIP-IPIRI FOREST	ROUTINE MAINTE	7.2	1,133,034.15
	L3771	G	KAKA - RIRONI	ROUTINE MAINTE	11.6	1,329,014.78
	L3777	G	L3777 MUMUI - OLOLOGIKI	SPOT IMPROV	12.4	2,577,240.60
	R44-NYAN-DARUA	G	WANJOHI - LAYETA	ROUTINE MAINTE	4.1	669,985.64
	U_G23481	E	MITITANO - KIBU-RUTI - MICHORE - GICHIGIRIRA	ROUTINE MAINTE	10.0	1,479,765.58
	U_G23558	G	D391 KARURI - KIMBO	ROUTINE MAINTE	3.4	431,158.08
	U_G23577	G	DB KINANGOP - GATHIRIGA	ROUTINE MAINTE	12.2	732,523.74
	U_G23930	E	GATONDO - KIROGI - WILLIAM ROAD	SPOT IMPROV	2.2	807,020.34
			TOTAL FOR : KIPIPIRI		143.2	15,899,989.87
OLJORO OROK						
	D381	G	NYAHURURU - CHARAGITA	ROUTINE MAINTE	29.0	1,697,838.52
	D382	G	KARI - NGANO	ROUTINE MAINTE	19.2	1,459,836.75
	D383	G	C83 GWA KIONGO - KABAZI	ROUTINE MAINTE	8.3	1,315,845.95
	L3757	G	GATHANJI - NGANO	ROUTINE MAINTE	8.6	921,821.35
	R47A-NYAN-DARUA	E	D381 BIDII - L3754	ROUTINE MAINTE	13.0	1,415,849.55
	R48-NYAN-DARUA	E	C83 MADARAKA-D382	SPOT IMPROV	3.9	1,227,871.55
	R50-NYAN-DARUA	E	C77 KASUKU - KIRI-MANGAI	SPOT IMPROV	4.8	1,655,714.33
	U_G23030	G	U_G23030	SPOT IMPROV	2.6	1,485,812.12
	U_G23319	E	C77 DESTINATION-JERICHO-NGOMON-GO-IMMANUEL	SPOT IMPROV	2.0	1,491,881.53
	U_G23330	E	C77 MADARAKA - KIBATHI	SPOT IMPROV	3.5	1,363,814.92
	U_G23383	E	KANGUO - KIAN-JATA	SPOT IMPROV	4.2	1,863,707.96
			TOTAL FOR : OL-JORO OROK		98.9	15,899,994.53
			TOTAL FOR : NYAN-DARUA		589.8	79,499,838.02
REGION: NYERI						
TETU						
	D434	SD	D434	ROUTINE MAINTE	26.1	1,995,720.00
	E1671	E	D432 GICHIRA -A2 WARIRUTA	ROUTINE MAINTE	9.7	709,750.00
	E1692	E	E1692	ROUTINE MAINTE	4.9	857,080.00
	E573J2	G	E573J2	SPOT IMPROV	1.5	2,190,680.00
	E577	G	E576 KAMAKWA - KIANDONGORO	SPOT IMPROV	3.6	778,450.00
	RE-NYERI	E	E174 RIAMUKUR-WE-E1673 KI-AWAITHANJE	ROUTINE MAINTE	4.5	483,680.00
	U_G24564	G	E1690 MUHOYA HIGH SCH-E576	SPOT IMPROV	1.3	2,145,520.00
	U_G24577	G	JCTN E576 KIRITI -E577 HUHOINI	SPOT IMPROV	1.5	2,341,720.50
	U_G24948	E	E3857 GATHAITHI -THIRIKU FACTORY	SPOT IMPROV	2.1	3,379,580.00
	UNCL.81 NYERI	G	E576 KIRITI -E577 HUHOINI	ROUTINE MAINTE	5.5	1,017,820.75
			TOTAL FOR : TETU		60.6	15,900,001.25
KIENI						
	E1716	G	B5 RUIRII - E1444 LAIKIPIA BOUND-ARY	ROUTINE MAINTE	9.9	882,280.05
	E584	G	D450 GRACELAND -E585 MIKUNDI	ROUTINE MAINTE	6.7	869,436.17
	E592	E	B5 MWEIGA -NPB ABERDARE	ROUTINE MAINTE	30.9	1,260,315.64
	R23-NYERI	E	R23-NYERI	SPOT IMPROV	3.2	857,771.40
	R25-NYERI	E	R25-NYERI	ROUTINE MAINTE	4.6	728,800.04
	R26-NYERI	E	E594 MUNYU-R28 WARAZO JET	SPOT IMPROV	0.7	672,097.04
	R28-NYERI	G	E594 -L3856 JUDEA	ROUTINE MAINTE	9.1	1,365,539.66
	R31-NYERI	G	R31-NYERI	ROUTINE MAINTE	5.7	829,789.30
	R32-NYERI	G	MUSWEEL -TREEFOS	SPOT IMPROV	1.1	1,182,987.72
	U_F2169	E	A2 WAHIIRE-BLUE-LINE	ROUTINE MAINTE	7.6	1,299,763.61

CONSTITUENCY	ROAD NO.	S.T	ROAD NAME	WORK CATEGORY	KMs	AMOUNT (Ksh)
	U_G24421	G	GITUCHU -MA-NOORO	SPOT IMPROV	3.2	989,282.57
	U_G24492	G	E592 SIMBARA - ARK ROAD SCHOOL	SPOT IMPROV	2.7	808,747.73
	U_G25044	G	E590 MARAGIMA -E584	SPOT IMPROV	1.6	1,032,422.74
	U_G25102	E	R29 SOWETO - FOR-EST EDGE	SPOT IMPROV	4.8	1,724,201.12
	U_G25855	E	NYANGE -THUN-GARI	SPOT IMPROV	0.4	835,436.64
	UNCL.194 NYERI	E	A2 MURERU - MURE-RU SEC. SCHOOL	SPOT IMPROV	2.0	561,084.92
			TOTAL FOR : KIENI		94.1	15,899,956.35
OTHAYA						
	E547	G	E547	SPOT IMPROV	10.2	2,229,621.55
	E551	G	C70 KIANGAN-DA-E1672	ROUTINE MAINTE	13.4	2,021,596.57
	E570	E	MUGAA -NDUNYU	SPOT IMPROV	2.5	2,304,696.84
	R41-NYERI	G	R41-NYERI	SPOT IMPROV	1.3	1,947,559.80
	R6-NYERI	G	KARIMA -E564 GAIKUNDO	ROUTINE MAINTE	5.8	778,792.13
	T3859-NYERI	G	T3859-NYERI	SPOT IMPROV	2.6	1,798,851.65
	U_G24913	E	MWANDA - NDUY I- GATHUMBI	SPOT IMPROV	1.3	1,153,114.71
	U_G25144	E	KIANGOMBE - KAERO	SPOT IMPROV	1.3	979,339.32
	U_G25186	E	KARIKO -RURUGUTI	SPOT IMPROV	1.3	763,468.66
	U_G25280	E	KIAMUYA -C70 CHINGA RIVER	SPOT IMPROV	1.3	1,922,955.69
			TOTAL FOR : OTHAYA		41.1	15,899,996.92
MUKURWENI						
	D429	G	D429	ROUTINE MAINTE	20.5	1,283,842.41
	E1659	G	D430 GAKINDU -E555 GIKONDI	ROUTINE MAINTE	6.7	290,082.65
	E1661	G	E1662 MWERU -E559 NGAMWA	ROUTINE MAINTE	4.6	717,243.52
	E1662	G	E556 THANGATHI - D429 KANGURWE	ROUTINE MAINTE	5.5	823,970.47
	E1665	G	E1665	SPOT IMPROV	7.9	5,615,093.77
	E555	G	E555	ROUTINE MAINTE	19.4	1,038,838.39
	E557	G	E555 GIKONDI - D430 MUKURWEINI	ROUTINE MAINTE	3.3	386,904.91
	E557J1	G	D430 MUKURWEINI E1665 KAHETI	ROUTINE MAINTE	4.2	360,756.67
	E558	E	MARANDINI - NYA-GUATHI	SPOT IMPROV	3.5	718,501.46
	E559	G	D429 MIHUTI -E555 THAARA	ROUTINE MAINTE	12.3	1,374,342.43
	E560	G	D430 ICHAMARA -D429 RUTUNE	ROUTINE MAINTE	16.0	1,584,099.39
	E564	G	D430 GAKINDU -D431 TAMBAYA	ROUTINE MAINTE	6.1	266,699.95
	R17-NYERI	G	E559 NGAMWA -E559 THAARA DB	ROUTINE MAINTE	3.5	289,277.44
	R18-NYERI	G	THANGATHI - KA-LICHEN	ROUTINE MAINTE	5.7	522,650.86
	R8-NYERI	G	D431 TAMBAYA -E1665 MAGANJO	ROUTINE MAINTE	6.0	335,460.07
	U_G25475	G	KARINDI SHOP CENTRE - E555 RUARAI	ROUTINE MAINTE	2.1	292,234.13
			TOTAL FOR : MUKURWENI		127.3	15,899,998.50
MATHIRA						
	E1668	G	E1668	SPOT IMPROV	3.0	1,386,163.38
	E1694	E	E1694	SPOT IMPROV	4.0	968,863.24
	E1705	G	E1705	ROUTINE MAINTE	6.5	1,158,434.58
	E1708	E	E1708	ROUTINE MAINTE	6.1	539,131.61
	E1708J1	E	E1708J1	SPOT IMPROV	2.4	1,100,808.60
	E561	G	A2 KARINDUNDU - E582 MUNGETHO	ROUTINE MAINTE	6.8	821,273.94
	E597	G	MARUA -CHIENI -MIKUNDI -KAGATI -STATELODGE	ROUTINE MAINTE	16.0	1,001,286.77
	E601	G	MAHIGA-INI -NGAINI	SPOT IMPROV	3.6	1,187,658.49
	E603	G	KARURA -D451 KANJURI	ROUTINE MAINTE	7.5	878,237.02
	E617	SD	E617	ROUTINE MAINTE	7.9	1,118,177.22
	E617J1	G	E617J1	SPOT IMPROV	3.2	902,106.47
	E669J1	G	A2 HOHWE DAM -NGURUMO	ROUTINE MAINTE	7.1	622,149.06
	R10-NYERI	G	R10-NYERI	SPOT IMPROV	3.2	934,754.44
	T3851-NYERI	E	T3851-NYERI	SPOT IMPROV	3.5	700,865.52
	U_G25393	E	D430 NGURU-MO-E562 TUMU-TUMU	SPOT IMPROV	1.9	479,598.23
	U_G25459	E	E1698 GATHARE -E602 GITUNDUTI	SPOT IMPROV	2.3	824,383.00
	U_G25648	E	E1644 KIRIMARA -E1668 NDARUINI	SPOT IMPROV	2.2	786,589.57
	U_G25883	E	E603 GITIMAINI - J3651 IHWAGI	ROUTINE MAINTE	3.7	488,899.17
			TOTAL FOR : MATHIRA		90.6	15,899,380.32
NYERI TOWN						
	E1672	SD	C70 RURINGU - E551 TETU	ROUTINE MAINTE	5.0	323,111.16
	E1675	E	B5 THUTA RIVER -E591 THUNGUMA	ROUTINE MAINTE	1.1	84,356.04
	E1693	E	D435 MATHARI -B5 KIMATHI	ROUTINE MAINTE	11.3	700,292.08
	E565	G	B5 MURUGURU - D431 KANGAITA	ROUTINE MAINTE	4.2	206,802.80
	E585	G	A2 KIRICHU -E597 MATHIRA	ROUTINE MAINTE	1.8	143,365.80
	E586	G	C75 GAMEROCK - SEREMAI	ROUTINE MAINTE	2.8	116,894.62
	G3858A-NYERI	SD	G3858A NYERI -B5 WHITE RHINO	ROUTINE MAINTE	1.2	75,746.49
	G3858-NYERI	G	D438 MT KENYA HOSPITAL - B5 CATHOLIC CATHE-DRAL	ROUTINE MAINTE	2.5	87,172.52
	G3861-NYERI	G	G3861-NYERI	SPOT IMPROV	3.5	2,112,463.55
	RDA-NYERI	G	MATHARI - KAMUYU	ROUTINE MAINTE	7.1	106,189.81
	RD-NYERI	G	OUTSPAN -IHWA	SPOT IMPROV	1.2	553,616.36
	RH-NYERI	E	D435 IHURURU -E1693 KIHUYO	ROUTINE MAINTE	4.2	218,597.57
	U_G24675	G	GIAKANJA - KARIA	SPOT IMPROV	1.4	436,492.85
	U_G24683	E	KIRITI TEA BUYING CENTRE - KARIARA	ROUTINE MAINTE	0.5	49,495.41
	U_P113 NYERI	G	KIRICHU - KIRUMIA	ROUTINE MAINTE	2.0	181,048.25
	U_P12 NYERI	G	A2 KANGONGA -NDURUTU	ROUTINE MAINTE	2.4	198,122.68
	U_P137 NYERI	G	WAMBUGU FARM - MUTATHIINI	ROUTINE MAINTE	1.2	116,650.54
	U_P139 NYERI	G	MESHA - GITHIMA	SPOT IMPROV	1.8	2,003,608.16
	U_P142 NYERI	G	KIAMWATHI - CHORONGI	ROUTINE MAINTE	1.8	187,306.96
	U_P149 NYERI	G	GIAKANJA - CHORONGI	ROUTINE MAINTE	3.0	155,025.20
	U_P152 NYERI	G	KIMWATHI -ITHEN-GURI	ROUTINE MAINTE	3.5	397,794.65
	U_P158 NYERI	E	STADIUM -KIAM-WATHI	ROUTINE MAINTE	0.5	41,060.58
	U_P16 NYERI	G	NDURUTU -THUNGUMA	ROUTINE MAINTE	2.4	243,000.31
	U_P227 NYERI	E	GIAKANJA - KIUNYU	ROUTINE MAINTE	1.5	141,168.61
	U_P237 NYERI	G	KARINGAINI -GITERO	ROUTINE MAINTE	1.3	137,869.62
	U_P238 NYERI	G	MUMBUINI - GATI-IGURU	ROUTINE MAINTE	2.0	61,378.71
	U_P28 NYERI	G	DR. KAMARA ACCESS	ROUTINE MAINTE	1.4	42,625.13
	U_P29 NYERI	G	GITHIRU MARKET -B5 KIGERA	ROUTINE MAINTE	1.2	29,907.82
	UNCL. 17 NYERI	G	BLUE VALLEY KANGEMI	SPOT IMPROV	1.4	1,616,568.45
	UNCL. 177 NYERI	G	KABIRUINI SHOW-GROUND ACCESS	ROUTINE MAINTE	1.8	147,380.85
	UNCL.182 NYERI	G	OUTSPAN-IHWA	ROUTINE MAINTE	8.0	553,616.36
	UNCL.19 NYERI	G	KIUNYU - ITHEN-GURI	ROUTINE MAINTE	1.6	110,643.28
	UNCL.224 NYERI	E	MUTHUAINI - GATHIMA - KAHIGA	SPOT IMPROV	2.5	3,495,311.90
	UNCL.252 NYERI	G	GITERO - KAGURU	ROUTINE MAINTE	1.3	231,827.36
	UNCL.253 NYERI	E	E565 MURUGURU - MURUGURU GIRLS	ROUTINE MAINTE	0.6	34,696.69
	UNCL.292 NYERI	E	A2 ROSA -MA-RANGA	ROUTINE MAINTE	2.0	172,985.65
	UNCL.74 NYERI	E	MURUGURU-POW-ER STATION	ROUTINE MAINTE	4.2	385,802.02
			TOTAL FOR : NYERI TOWN		97.1	15,899,996.83
			TOTAL FOR : NYERI		510.8	95,399,330.17
REGION: KILIFI						
KALOLENI						
	D545J1	E	SILALONI-DO-LA-NDATANI-D549;GU-RUGURU	ROUTINE MAINTE	18.9	2,934,952.33
	E924	G	D549;MNYENZE-NI-E932;GOTANI-C107;M-WAMBAYA NYUNDO	SPOT IMPROV	12.9	2,583,100.37
	E937	G	A109;MARIAKANI BAR-RACKS-D549;KIRUM-BI	ROUTINE MAINTE	11.3	2,219,412.36
	RAR4-KIL-IFI	G	E933; HADEMU -C111;KIZURINI	ROUTINE MAINTE	13.6	2,654,940.84
	RAR7-KIL-IFI	SD	E933;MWANAMWIN-GA-E924;MWAMAYA NYUNDO	SPOT IMPROV	8.0	2,890,459.72

CONSTITUENCY	ROAD NO.	S.T	ROAD NAME	WORK CATEGORY	KMs	AMOUNT (Ksh)
	U_F3026	E	C107;KWA MADABA-KIZINGO D557;MWARAKAYA	SPOT IMPROV	3.0	2,622,829.00
			TOTAL FOR : KALOLENI		67.6	15,905,694.61
KILIFI SOUTH						
	D557	G	C111;BONDORA-JIBANA-D556;NGOMBENI	SPOT IMPROV	15.8	3,538,813.67
	E926	E	KIJIPWA-GONGONI	SPOT IMPROV	3.7	1,103,920.87
	E927	E	BOMANI-KADZENGO-PARADISE BEACH HOTEL	SPOT IMPROV	3.7	2,700,176.47
	RAR1-KILIFI	E	MKWAJUNI-MAZUKA	SPOT IMPROV	7.0	3,054,805.67
	U_G31253	E	MILLY FRUITS PROCESSORS - WHISPERING	SPOT IMPROV	2.9	1,620,832.85
	URA.10	E	MTEPENI - TUNZANANI	SPOT IMPROV	10.0	3,881,470.55
			TOTAL FOR : KILIFI SOUTH		43.1	15,900,020.08
RABAI						
	D557	G	C111;BONDORA-JIBANA-D556;NGOMBENI	ROUTINE MAINTE	12.2	1,782,601.23
	E930	E	D557;MAERENI-MITSAJENI	SPOT IMPROV	7.3	3,463,048.64
	E931	G	E932;KIBAO KICHE-C111;MKAPUNI	ROUTINE MAINTE	10.7	1,807,604.80
	E978	E	C111;RABAI-C111;BENGO	SPOT IMPROV	2.7	2,843,172.92
	RAR3-KILIFI	G	C111;MWAWESA - E930;BWAGAMOYO	SPOT IMPROV	9.3	3,099,161.82
	U_F3028	E	C111;JUAJE - RAR3;BWAGAMOYO	SPOT IMPROV	4.5	2,904,963.96
			TOTAL FOR : RABAI		46.5	15,900,553.38
GANZE						
	D551	G	KASAVA-GANZE-BAMBA	ROUTINE MAINTE	36.8	4,438,268.02
	E919	E	VITENGENI-GANZE	ROUTINE MAINTE	22.5	4,238,517.60
	E974	G	BAMBA-KABATHENI	ROUTINE MAINTE	15.9	1,529,838.10
	E976	E	C111;MWATENI-MIGUMOMIRI-D550;GANZE	SPOT IMPROV	17.1	3,582,957.19
	U_G31156	G	JCT E919: - MITSEDZINI	ROUTINE MAINTE	10.9	2,130,093.01
			TOTAL FOR : GANZE		103.1	15,919,673.92
MALINDI						
	D554	G	PISHIMWENGA-KIBAONI-VITENGENI-MWAHERA	ROUTINE MAINTE	27.5	2,494,813.90
	E895	E	MSABAHA-MIJIKENDA	SPOT IMPROV	6.8	3,670,398.85
	E896	G	SABAKI-KIKOMBETELE	SPOT IMPROV	5.8	5,641,516.51
	E902	E	JCT C103:KIKONENI-CHIEFS OFFICE	SPOT IMPROV	1.2	4,099,047.39
			TOTAL FOR : MALINDI		41.4	15,905,776.65
MAGARINI						
	D553	G	SABAKI-MARAFA-BARICHO	ROUTINE MAINTE	63.8	6,088,327.51
	E891	E	FUNDISA-ADU	ROUTINE MAINTE	14.9	2,413,128.35
	E892	G	MJANA-HERI-NGOMENI	ROUTINE MAINTE	11.7	1,511,112.16
	E901	E	MARAFA-GARASHI	ROUTINE MAINTE	10.7	2,065,384.59
	E975	E	KIJEGO CHAKAMA	SPOT IMPROV	17.0	3,828,067.49
			TOTAL FOR : MAGARINI		118.1	15,906,020.11
KILIFI NORTH						
	E899J1	E	JCT:B8-GEDE-KAKUYUNI	ROUTINE MAINTE	10.0	1,044,769.75
	E922	E	KWA MWANGO (JCT B8) -BOFA (E921)	SPOT IMPROV	2.4	1,636,176.33
	U_E3103	E	C107:KWANGUMA - MAJAJANI - MNARANI	SPOT IMPROV	12.7	4,606,218.06
	U_G31353	E	D549:NDERA - KIBAO CHA NGOMBE	SPOT IMPROV	1.8	2,598,530.36
	U_G31392	E	D549:EZAMOYO - NGERENYA - KOKOTONI	SPOT IMPROV	1.3	4,045,074.07
	U_G31401	E	URA18:KWA KANDENGE - SOYOSOYO - B8:TUPENDANE II - KWA MWANGO	SPOT IMPROV	8.2	1,969,204.79
			TOTAL FOR : KILIFI NORTH		36.5	15,899,973.38
			TOTAL FOR : KILIFI		456.4	111,337,712.12
REGION: KWALE						
MSAMBWENI						
	D544	SD	KISIMACHANDE - MSAMBWENI A14	ROUTINE MAINTE	6.0	443,801.08
	D546J1	G	MILALANI A14 - MKELEKELENI C108	ROUTINE MAINTE	12.6	604,200.00

CONSTITUENCY	ROAD NO.	S.T	ROAD NAME	WORK CATEGORY	KMs	AMOUNT (Ksh)
	D547J1	E	MILALANI A14 - MWACHANDE	ROUTINE MAINTE	17.9	3,304,427.39
	E946	G	MWACHANDE - ESHU	ROUTINE MAINTE	8.6	462,400.00
	E965	E	CHALE ISLAND - DIANI	ROUTINE MAINTE	21.4	422,000.00
	E968	E	JETTY - A14 RAMISI	ROUTINE MAINTE	2.9	120,250.00
	R17A-KWALE	E	KILULU - MIVUMONI D546	ROUTINE MAINTE	14.3	853,600.00
	R18B-KWALE	E	RAMISI - MWACHANDE	ROUTINE MAINTE	10.0	474,750.00
	R5A-KWALE	G	VUKANI - UKUNDA	ROUTINE MAINTE	6.0	221,160.00
	R5B-KWALE	E	CORNER YA MUSA - MAKAMBANI	SPOT IMPROV	10.5	3,078,487.40
	R6A-KWALE	G	MUHAKA - UKUNDA	ROUTINE MAINTE	8.0	431,250.00
	R6B-KWALE	E	MAUMBA - MUHAKA	SPOT IMPROV	6.7	1,672,493.28
	R7B-KWALE	G	BOYANI - UKUNDA	ROUTINE MAINTE	16.5	2,513,098.36
	U/C	E	KINONDO ROAD - CHALE VIA MOSQID	ROUTINE MAINTE	3.0	174,000.00
	U_G3073	E	MAKONGENI A14 - E965 CHALE	ROUTINE MAINTE	3.1	197,200.00
	U_G3078	E	GALU - KINONDO	ROUTINE MAINTE	2.8	153,840.00
	U_G3271	E	MAFISINI - MIVUMONI	ROUTINE MAINTE	3.9	773,000.01
			TOTAL FOR : MSAMBWENI		154.5	15,899,957.52
KINANGO						
	D545	G	KINANGO - SAMBURU	ROUTINE MAINTE	52.3	4,089,900.00
	D560	G	KIZIAMONZO - MAZERAS	ROUTINE MAINTE	41.1	1,987,100.00
	E935	G	MTAA - MWAMBALO	ROUTINE MAINTE	12.7	617,100.00
	E936	E	MWANDA - KOKOTONI	ROUTINE MAINTE	9.6	444,275.00
	E938	E	MABESHENI - MAJENGO	ROUTINE MAINTE	17.2	2,743,593.28
	E939	E	KINAGONI - MUNYUNI	ROUTINE MAINTE	12.1	513,200.00
	E941	E	VIGURUNGANI - MWALUVUNO	ROUTINE MAINTE	12.8	1,124,250.00
	E942	E	C106 MWERENI - GULANZE	ROUTINE MAINTE	65.4	1,014,250.00
	E947	E	KIBAONI - BONJE	ROUTINE MAINTE	20.9	1,167,625.00
	R2D-KWALE	G	GANDINI - DZIVANI	ROUTINE MAINTE	7.7	350,700.00
	U_E3036	G	NYANGO - VIGURUNGANI	ROUTINE MAINTE	27.7	1,848,000.00
			TOTAL FOR : KINANGO		279.7	15,899,993.28
LUNGA LUNGA						
	D542	G	LUNGA LUNGA - VANGA	ROUTINE MAINTE	17.4	2,463,054.12
	D543	G	SHIMONI - KANANA A14	ROUTINE MAINTE	13.5	665,700.00
	D547	G	MWACHANDE - MWANGULU	ROUTINE MAINTE	26.1	1,879,600.00
	D548J1	G	GANDINI - RAMISI RIVER	ROUTINE MAINTE	6.0	289,700.00
	E942B	E	JUNCTION R8B - KILIMANGODO	SPOT IMPROV	2.1	869,050.00
	E952	G	MWABOVO - MWANGUDA	ROUTINE MAINTE	11.4	864,000.00
	E953	G	JUNCTION E952 - MWANANYAMALA	ROUTINE MAINTE	3.7	180,000.00
	E954	G	KIGOMBERO - VWIVWINI	ROUTINE MAINTE	3.9	176,500.00
	E969	E	MAJORENI - A14 MWANGWEI	ROUTINE MAINTE	7.2	417,668.00
	E970	E	JEGO - MAJORENI	ROUTINE MAINTE	28.1	1,884,996.72
	R11B-KWALE	G	PERANI - MWANGUDA	ROUTINE MAINTE	8.9	415,700.00
	R13B-KWALE	E	MAKWENYENI - LUNGA LUNGA	ROUTINE MAINTE	8.7	963,850.00
	R16D-KWALE	E	KASEMENI - LUNGA LUNGA	ROUTINE MAINTE	11.0	361,900.00
	R17D-KWALE	E	FIKIRINI - MUKIMU	ROUTINE MAINTE	5.0	302,400.00
	R1B-KWALE	E	KIGOMBERO - KIKONENI	ROUTINE MAINTE	7.6	330,000.00
	R2B-KWALE	G	KIGOMBERO - RAMISI	ROUTINE MAINTE	7.1	955,446.98
	R3B-KWALE	G	FIKIRINI - KIDIMU	ROUTINE MAINTE	6.1	306,780.00
	R4B-KWALE	G	FIKIRINI - CHONGU	ROUTINE MAINTE	4.5	238,700.00
	R6C-KWALE	E	NGULUKU - MWANDEO	ROUTINE MAINTE	8.7	358,000.00
	R7C-KWALE	E	MAMBA - NGULUKU	ROUTINE MAINTE	5.6	313,300.00
	R8B-KWALE	E	MWANGULU - KILIMANGODO	ROUTINE MAINTE	10.7	480,500.00
	R8C-KWALE	E	MWENA - MWENZAMWENYE	ROUTINE MAINTE	11.0	536,000.00
	U_G3010	E	TM - BEMBWA	ROUTINE MAINTE	3.3	143,850.00
	U_G3287	E	GANDINI - MGOME	ROUTINE MAINTE	3.5	181,900.00

CONSTITUENCY	ROAD NO.	S.T	ROAD NAME	WORK CATEGORY	KMs	AMOUNT (Ksh)
	U_G3288	E	MALEDI - KIRANZE	ROUTINE MAINTE	5.8	321,390.00
			TOTAL FOR : LUNGA LUNGA		226.9	15,899,985.82
MATUGA						
	D546	G	KWA MWAKIO - KIDONGO GATE	ROUTINE MAINTE	26.9	298,362.00
	D548	G	RAMISI RIVER - C108 MARERE	ROUTINE MAINTE	34.0	1,742,320.00
	E944	G	KIREWE - KINANGO	ROUTINE MAINTE	16.3	778,100.00
	E945	G	MKONGANI - NDA-VAYA	ROUTINE MAINTE	13.2	606,550.00
	E950	E	VINUNI C106 - A14 TIWI	ROUTINE MAINTE	6.4	264,000.00
	E955	E	JUNCTION C106 MATUGA - NGOMBENI	ROUTINE MAINTE	9.8	677,751.06
	E957	G	KICHAKASIMBA - E960	ROUTINE MAINTE	4.1	165,200.00
	E960	G	TIRIBE - MWEMBENI	ROUTINE MAINTE	19.0	876,500.00
	E964	G	TIWI - TIWI HEALTH	ROUTINE MAINTE	11.5	318,000.00
	E967	G	E969 LUKORE - D546 MANYATTA	ROUTINE MAINTE	8.2	420,250.00
	R10C-KWALE	E	LUKORE - MAWIYA	ROUTINE MAINTE	5.1	474,999.97
	R11A-KWALE	G	MVULENI - SHIMBA HILLS	ROUTINE MAINTE	2.9	345,750.00
	R12C-KWALE	E	MWALUPHAMBA - MIYATSANI	ROUTINE MAINTE	12.1	524,000.00
	R1A-KWALE	E	KWALE - MWALU-GANJE	ROUTINE MAINTE	5.5	238,700.00
	R1C-KWALE	E	SHIMBA HILLS - MAKOBE	ROUTINE MAINTE	8.9	407,200.00
	R24B-KWALE	G	JUNCTION E956 - MKUMBI	ROUTINE MAINTE	6.3	294,550.00
	R27B-KWALE	G	WAA A14 - MBWEKA C106	ROUTINE MAINTE	6.6	185,840.00
	R29B-KWALE	G	VUKANI - MAGOD-ZONI	ROUTINE MAINTE	6.8	1,063,599.98
	R2A-KWALE	E	TSIMBA - LUNGUMA	ROUTINE MAINTE	9.9	395,200.00
	R2C-KWALE	G	LUNGUMA - CHECK POINT	ROUTINE MAINTE	17.7	742,000.00
	R3A-KWALE	G	VUGA - TINGETI	ROUTINE MAINTE	6.3	354,000.00
	R3C-KWALE	E	VUKANI - TINGETI	ROUTINE MAINTE	4.6	196,650.00
	R4A-KWALE	G	TINGETI - MAGOD-ZONI	ROUTINE MAINTE	8.4	364,000.00
	R4C-KWALE	G	MANGAWANI - ESHU	ROUTINE MAINTE	9.3	403,150.00
	R5C-KWALE	G	MAJIMBONI - MWAPALA	ROUTINE MAINTE	3.4	172,500.00
	R7A-KWALE	G	NJELE - MWABILA	ROUTINE MAINTE	7.0	257,000.00
	R8A-KWALE	E	MAJIMBONI - GIRIA-MA POINT	ROUTINE MAINTE	14.7	1,021,750.00
	R9A-KWALE	G	MAJIMBONI - TANG-ANYIKA	ROUTINE MAINTE	9.1	396,500.00
	R9C-KWALE	G	TIRIBE - MTSAM-VIYANI	ROUTINE MAINTE	9.6	415,300.00
	U_G3132	E	JUNCTION A14 TIWI - JUNCTIION E964	ROUTINE MAINTE	1.7	213,250.00
	U_G3193	G	LUNGUMA - MTEZA	ROUTINE MAINTE	7.6	401,800.00
	U_G3251	E	C108 SHIMBA HILLS - R17B MAGODI	ROUTINE MAINTE	3.8	208,980.00
	U_G3257	E	MSULWA - BOYANI	ROUTINE MAINTE	6.9	300,149.78
	U_G3284	E	MYALATSONI - MKUNDI	ROUTINE MAINTE	6.0	376,100.00
			TOTAL FOR : MATUGA		329.4	15,900,002.80
			TOTAL FOR : KWALE		990.4	63,599,939.41
REGION: LAMU						
LAMU EAST						
	E865	E	BODHEI JUNC-TION--KIUNGA-DA-RASALAAM POINT (SOMALI BORDER)	ROUTINE MAINTE	120.3	5,571,503.20
	E866	E	MKOKONI-E85 (BADAA)	ROUTINE MAINTE	34.3	2,938,477.20
	E991	E	MTANGAWANDA - FAZA - KIZINGITINI	ROUTINE MAINTE	30.0	2,586,800.00
	U_E3138	E	KIANGWE-E865(BA-SUBA)	ROUTINE MAINTE	20.6	2,463,492.00
	URP1	E	E866(MKOKONI) - MVUNDENI - E866(MAMBOREE)	ROUTINE MAINTE	27.0	2,339,720.00
			TOTAL FOR : LAM-UEAST		232.2	15,899,992.40
LAMU WEST						
	D565	G	C112KIBAONI--C112 MKUNUMBI	ROUTINE MAINTE	18.9	1,428,482.00
	D567	G	C112(WITU)- TANA DELTA BOUNDARY	ROUTINE MAINTE	2.6	201,654.40
	D568	E	C112 HINDI--IJARA BOUNDARY	ROUTINE MAINTE	47.1	2,726,000.00
	E867	E	D568(BARAGO-NI)-NDUNUNI	ROUTINE MAINTE	8.5	527,243.20
	E881	E	MOA-C112(NYON-GORO)	ROUTINE MAINTE	4.3	264,804.80

CONSTITUENCY	ROAD NO.	S.T	ROAD NAME	WORK CATEGORY	KMs	AMOUNT (Ksh)
	E882	E	MALELI-C112(WITU)	ROUTINE MAINTE	8.6	530,201.20
	E883	E	C112(WITU)-PAN-DANGUO-C112(M-KUNUMBI)	ROUTINE MAINTE	39.6	1,542,800.00
	E884	E	TANA DELTA DISTRICT BOUND-ARY (DIDE-WARIDE)-C112(WI-TU)	ROUTINE MAINTE	5.5	336,980.00
	E885	E	C112(MOKOW-E)-MASHUNDWANI	ROUTINE MAINTE	9.6	461,668.40
	E886	E	IDIOMAR-ARA-C112(MO-KOWE)	ROUTINE MAINTE	6.0	366,560.00
	E887	E	D565(MKUNUM-BI)-KIZUKE JETTY	ROUTINE MAINTE	5.7	366,560.00
	E888	E	D565(MPEKE-TONI)-BAHARINI TEWE- KION-GWE-NGOI	ROUTINE MAINTE	14.1	848,598.00
	G3301-LA-MU	E	C112-MKUMBUNI VILLAGE	ROUTINE MAINTE	1.4	62,176.00
	L1	E	D565(BAN-GURE)-E888 (TEWE)	ROUTINE MAINTE	9.5	577,645.20
	L2	E	BOMANI-D565(HON-GWE)-BANGURE	ROUTINE MAINTE	5.4	328,106.00
	L3	E	D565(MPEKE-TONI)-L1 (UZIWA)	ROUTINE MAINTE	7.2	435,185.60
	L4	G	LAKE KENYAT-TA-D565 (MPEKE-TONI)	ROUTINE MAINTE	2.6	160,799.20
	L5	G	E888-L1(KIONGWE)	ROUTINE MAINTE	4.9	300,892.40
	L6	G	LAKE KENYAT-TA-MPEKETONI SECONDARY SCHOOL-D565 (MPEKETONI)	ROUTINE MAINTE	2.9	184,347.20
	L7	G	LAKE AMU-E888(BA-HARINI)	ROUTINE MAINTE	4.6	242,007.32
	L8	G	L7(LAKE AMU)-E888 (TEWE)	ROUTINE MAINTE	11.2	677,034.00
	U_G32162	E	CHALUMA VIL-LAGE-E881(MOA)	ROUTINE MAINTE	7.7	831,789.60
	U_G32164	E	E881(MOA)-C112(-MOA STAGE)	ROUTINE MAINTE	3.2	248,425.60
	U_G32168	E	C112(WITU CATTLE DIP)-D567-G32169	ROUTINE MAINTE	3.4	243,043.20
	U_G32244	E	UN-GU(PLOT2/3)-KET-RACO SUBSTATION	ROUTINE MAINTE	3.3	235,642.40
	U_G32245	E	PLOT 4/5 - C112(N-DEU)-KIBIBO-NI-D568	ROUTINE MAINTE	8.9	609,046.40
	U_G32247	E	G32248(FAITH GOS-PEL CHURCH)- DOS OFFICE	ROUTINE MAINTE	1.2	90,364.00
	U_G32248	E	C112(JIJUMU-RA)-D568(HINDI)	ROUTINE MAINTE	0.7	49,996.00
	U_G32249	E	G32248-G32247(AP CAMP)	ROUTINE MAINTE	0.4	36,540.00
	U_G32252	G	C112(PLOT 364/365)-G32245(PLOT 421/422)	ROUTINE MAINTE	1.1	76,908.00
	U_G32253	E	G32245(SA-FIRISI)-C112(SHOW-GROUND)	ROUTINE MAINTE	3.9	236,524.00
	U_G32254	G	PLOT 6/7-NDEU PRI SCH-C112(PLOT 35	ROUTINE MAINTE	3.5	237,208.40
	U_G32255	G	U_G32255	ROUTINE MAINTE	2.8	204,740.00
	U_G32257	E	PLOT14/15-G32253(SHOW-GROUND)-C112(PLOT 359/360)	ROUTINE MAINTE	3.3	230,028.00
			TOTAL FOR : LAMU WEST		263.2	15,900,000.52
			TOTAL FOR : LAMU		495.4	31,799,992.92
REGION: MOM-BASA						
CHANGAMWE						
	UUA124	G	C110 MAGON-GO POLICE STATION-KHAMIS ESTATE ROAD	SPOT IMPROV	0.3	6,036,084.01
	UUA125	G	ST ANDREWS ACK CHURCH -MAJI MENGI ROAD	SPOT IMPROV	0.6	4,168,513.65
	UUA126	G	TEMPLE OF GRACE CHURCH -BOMU CLINIC ROAD	SPOT IMPROV	0.8	5,695,405.02
			TOTAL FOR : CHAN-GAMWE		1.7	15,900,002.68
NYALI						
	URP25	E	BEACH RD -MNAZI MOJA -SHAURI YAKO - POSTA EXCHANGE RD	SPOT IMPROV	1.0	1,728,014.88
	URP26	E	KARAMA -AFRICAN BAR -HARAMBEE ESTATE RD	SPOT IMPROV	1.0	1,728,014.88
	URP27	E	OSHWAL -MBUYUNI -BOMBOLULU SPORTS RD	SPOT IMPROV	1.0	2,391,011.72
	URP31	G	JUNCTION B8 FRERE TOWN (MIAMI) -JUNCTION E949 BARSHEBA	SPOT IMPROV	1.2	1,489,618.64

CONSTITUENCY	ROAD NO.	S.T	ROAD NAME	WORK CATEGORY	KMs	AMOUNT (Ksh)
	URP32	G	JUNCTION E930 MASTERS -KADZANDANI PRI.SCHOOL MCAS OFFICE	SPOT IMPROV	1.4	2,444,425.31
	URP33	E	UMOJA HARAMBEE ESTATE -SHAURI YAKO	SPOT IMPROV	1.2	1,731,618.77
	URP34	E	MSIKITI -KONGOWEA MARKET ACCESS RD	SPOT IMPROV	0.5	2,677,286.29
	URP35	E	VOK KHADIJA PRIMARY SCHOOL -BINUYU SEC ACCESS RD	SPOT IMPROV	0.7	1,710,011.68
			TOTAL FOR : NYALI		8.0	15,900,002.17
LIKONI						
	UUA109	G	USHINDI BAKERY -KINGSTONE MWARIJUNA RD	SPOT IMPROV	0.3	5,574,807.30
	UUA110	G	JUNCTION THIRD CAFE-SHIKA ADABU ACCESS RD	SPOT IMPROV	0.4	4,550,392.93
	UUA120	E	JUNCTION A14 - USHINDI BAKERY RD	SPOT IMPROV	0.3	5,774,810.37
			TOTAL FOR : LIKONI		1.0	15,900,010.60
MVITA						
	UUA115	G	QUBAA ACCESS MOSQUE	SPOT IMPROV	0.2	4,095,901.14
	UUA116	G	TUDOR ESTATE 1 POOL	SPOT IMPROV	0.2	3,825,600.82
	UUA117	G	SUNSHINE SCHOOL ACCESS	SPOT IMPROV	0.2	3,432,301.16
	UUA121	G	MAJENGO YA MUSA ACCESS RD	ROUTINE MAINTE	32.0	4,546,361.17
			TOTAL FOR : MVITA		32.6	15,900,164.29
JOMVU						
	UUA128	E	MIKINDANI PRIMARY SCHOOL -NAZARETH PRI SCHOOL ROAD	SPOT IMPROV	0.5	5,593,168.52
	UUA129	E	JUNCTION NAMALAKAZI SHOP-BEMZUNGU SHOP ACCESS RD	SPOT IMPROV	0.4	5,603,023.32
	UUA130	E	A109 KIBARANI -KWA PUNDA ACCESS RD	SPOT IMPROV	0.4	4,703,808.58
			TOTAL FOR : JOMVU		1.3	15,900,000.43
KISAUNI						
	URP11	E	JUNCTION E949 MAJAONI -KIDONGO	SPOT IMPROV	3.0	5,143,098.38
	URP6	G	JUNDA MISHOMORONI	SPOT IMPROV	2.5	5,605,428.97
	UUA111	E	JUNCTION B8 CHIEFS CAMP - KILIMA UPEPO ROAD	SPOT IMPROV	1.0	5,151,473.64
			TOTAL FOR : KISAUNI		6.5	15,900,000.98
			TOTAL FOR : MOMBASA		51.1	95,400,181.15
REGION: TAITA TAVETA						
TAVETA						
	D536	G	A23 TAVETA - NJUKINI	SPOT IMPROV	16.7	4,173,319.54
	D537	G	A23 TAVETA - NGUTINI	SPOT IMPROV	5.2	3,000,005.32
	E695	E	A23 REKEKE - LAKE JIPE	ROUTINE MAINTE	28.1	526,930.02
	E698	E	A23 TIMBILA - D537 MBOGONI	SPOT IMPROV	6.8	2,000,000.01
	E699	E	D537 NR - TAVETA ELDORO	SPOT IMPROV	9.4	3,999,991.34
	E700	E	E701KITOBO-MRABANI-E699ELDORO	ROUTINE MAINTE	11.9	500,000.07
	E701	E	D537 NR TAVETA - KITOBO TANZANIA BDR	ROUTINE MAINTE	12.9	500,003.95
	U_G3732	G	TIMBILA-MKUYUNI	ROUTINE MAINTE	2.7	200,003.90
	U_G3734	G	E698 - NJORO -A23NR TAVETA	ROUTINE MAINTE	3.6	440,000.28
	U_G3735	E	A23NR TAVETA-RASHIA-MLAMBENI	ROUTINE MAINTE	4.1	200,003.90
	U_G71277	E	NJUKINI - RIVER LUMI	ROUTINE MAINTE	0.5	80,003.94
	URP1-04	E	D537 NGUTINI - MARODO	ROUTINE MAINTE	2.0	220,001.69
	URP4-04	G	D537 KIWALWA- KIWALWA PRI SCH.	ROUTINE MAINTE	2.6	30,001.42
	URP5-04	G	D536 CHALLA- KALAMBANI MAJENGO SCHOOL	ROUTINE MAINTE	3.0	29,734.63
			TOTAL FOR : TAVETA		109.4	15,900,000.02
WUNDANYI						
	D538	G	BURA-MGHANGE-DAWIDA	ROUTINE MAINTE	26.0	3,000,000.30
	E686B	G	KISHUSHE-KAYANDA SEC SCHOOL	ROUTINE MAINTE	18.7	300,170.09
	E688A	E	KISHUSHE - D538 WERUGHA	ROUTINE MAINTE	14.9	1,705,524.22
	E688B	E	D538 WERUNGHA - GHAZI	ROUTINE MAINTE	24.8	2,444,164.49
	E689	E	WUNDANYI-E690 JUNC - NGERENYI - DEMBWA	ROUTINE MAINTE	8.2	243,960.39
	E690B	E	MKAWASI - NGERENYI	ROUTINE MAINTE	16.6	3,000,324.32
	E691	E	E689 KUNGU - WESU- D538 NGONDA	ROUTINE MAINTE	4.5	449,941.73
	G4-TAITA TAVETA	SD	KITUKUNYI - DC OFFICE-C104WUNDANYI	SPOT IMPROV	1.4	920,122.64
	U_G3763	E	MLAMBENYI - IVUNYI -NGULU	ROUTINE MAINTE	2.9	348,939.16
	U_G3764	E	MGHANGENYIKA - LASHU - NGOLOKI	ROUTINE MAINTE	1.2	168,799.58
	U_G3765	E	D538 MGANGE NYIKA-MWAROKO	ROUTINE MAINTE	4.1	268,054.68
	U_G3766	E	E688 KISHUSHE - E688 SANGENYI	ROUTINE MAINTE	17.8	699,996.85
	U_G3767	E	MISORONGO-GHWA-MBEGE-MWAROKO	ROUTINE MAINTE	0.7	99,999.66
	U_G3769	E	E691 WESU - NYALE PRI. SCHL. E690 LUSHANGONYI	ROUTINE MAINTE	2.1	199,998.67
	U_G3791	E	C104 MBENGONYI - E688 KUNGU	ROUTINE MAINTE	2.9	150,003.35
	U_G3792	E	WUNDANYI - SHIGARO -MBENGONYI	ROUTINE MAINTE	6.0	299,995.99
	U_G3794	E	CHIEF MWANGEKA - NGONDA	ROUTINE MAINTE	2.4	150,002.29
	U_G3797	E	E688 KISHENYI DAM - MASHINGHI	ROUTINE MAINTE	5.0	200,000.47
	U_G3798	E	E688B NYACHE-MGHONYI -D538 MBALE	ROUTINE MAINTE	7.3	299,998.07
	U_G3799	E	KISENYI DAM - NYACHE	ROUTINE MAINTE	12.3	250,001.90
	U_G3801	E	MDUNNDONYI - SAGHASA- KESE	ROUTINE MAINTE	1.6	299,998.07
	U_G3815	E	PARANGA-KENDAI-KISHUSHE	ROUTINE MAINTE	8.0	79,996.55
	URA11-02	E	SHAGHA-MGHAMBONYI	ROUTINE MAINTE	19.9	70,003.40
	URA12-02	E	KESE - MWAWUNJA - MDUNDONYI	ROUTINE MAINTE	4.0	99,996.39
	URA9-02	E	MAGHIMBINYI-KITUMBI -MASHIGHI	ROUTINE MAINTE	32.0	50,003.00
	URP5-02	E	URA7-02 MGANGENYIKA -MWABATU - MWAROKO	ROUTINE MAINTE	2.8	100,003.80
			TOTAL FOR : WUNDANYI		248.0	15,900,000.06
MWATATE						
	D535	E	MSAU- KIGHOMBOIKANGA	ROUTINE MAINTE	8.8	450,000.63
	D538	G	BURA-MGHANGE-DAWIDA	ROUTINE MAINTE	11.0	1,650,012.23
	D540	E	D538KIGHOMBO-MWAMBIRWA MOLE	SPOT IMPROV	8.9	1,999,995.29
	D541	E	MWATATE-KASIGAU-MAUNGU	ROUTINE MAINTE	38.1	655,998.82
	E1901	E	MGHANGE DAWIDA-BURA MISSION	ROUTINE MAINTE	11.6	658,004.97
	E1904	E	MWATUNGE-C104 MWATATE	ROUTINE MAINTE	15.4	500,067.53
	E686	E	A109 NDI-MBULIA	ROUTINE MAINTE	22.6	655,995.67
	E687	E	A23 MWATATE - JNC - WUSI	SPOT IMPROV	8.7	2,800,000.97
	E689	E	WUNDANYI-E690 JUNC - NGERENYI - DEMBWA	ROUTINE MAINTE	10.4	1,498,925.33
	E690	E	MAKTAU-MWANDA-NGERENYI	ROUTINE MAINTE	14.0	249,998.72
	U_G3709	E	MWANANCHI-MKUKI -KAMTONGA	ROUTINE MAINTE	13.6	900,021.88
	U_G3710	E	CHUNGA-UNGA-MWACHABO	ROUTINE MAINTE	28.5	700,967.08
	U_G3718	E	BURA STATION-MANOA	ROUTINE MAINTE	14.8	299,998.07
	U_G3719	G	A23 POWER STN - MWATATE - JUNC D541	ROUTINE MAINTE	5.5	60,003.94
	U_G3759	E	A23 MWASHUMA-MAKTAU	ROUTINE MAINTE	21.4	600,001.88
	U_G3770	E	MAGHAGHA-MU-E689 NGERENYI	ROUTINE MAINTE	4.0	120,001.47
	U_G3773	E	LUKUNDUKUNDUNYI-BURA MISSION	ROUTINE MAINTE	1.8	150,002.98
	U_G3777	E	BURA MISSION- BURA STATION	ROUTINE MAINTE	6.2	179,995.12
	U_G3780	G	SHAGHANDA-FIGHINYI	ROUTINE MAINTE	5.2	60.000.05
	U_G3781	E	MZWANENYI - MWATUNGE	ROUTINE MAINTE	6.8	100,002.27
	U_G3784	E	MWACHAWAZA-MSAU	ROUTINE MAINTE	4.6	199,998.24
	U_G3786	E	MLAMBENYI - MCHOLO MWAWACHE	ROUTINE MAINTE	1.1	200,004.56

CONSTITUENCY	ROAD NO.	S.T	ROAD NAME	WORK CATEGORY	KMs	AMOUNT (Ksh)
	U_G3787	E	C104 MLANGONYI - KISHAMBA	ROUTINE MAINTE	3.0	300,004.54
	U_G3789	E	C104 JOSA KUNGU	ROUTINE MAINTE	1.9	60,004.95
	UK3 VOI	E	KIRUTAI -KING-HONYI	ROUTINE MAINTE	5.0	199,995.07
	UP26 - VOI	E	A23 SISERA - D535 MSAU	ROUTINE MAINTE	10.0	300,000.71
	URA7-01	E	WANGANGA-MSAN-GACHI RONGE JUU	ROUTINE MAINTE	2.0	199,995.07
	URP4 -01	E	D538 TUNGULU KI-LULUNYI PRI. SCH.	ROUTINE MAINTE	2.0	150,002.98
			TOTAL FOR : MWATATE		287.0	15,900,001.04
VOI						
	D535	E	MSAU- KIGHOMBO-IKANGA	ROUTINE MAINTE	9.9	402,714.97
	D539	E	VOI A109-MWA-LANGI	ROUTINE MAINTE	19.0	800,248.63
	D540	E	D538KIGHOM-BO-MWAMBIRWA MOLE	SPOT IMPROV	14.5	3,000,922.95
	D541	E	MWATATE-KASIGAU-MAUNGU	SPOT IMPROV	12.5	2,994,205.33
	E1902	E	A109 IRIMA - TAUSA	ROUTINE MAINTE	5.9	250,623.23
	E1903	E	D540 KONENYI - D540 WONGONYI	ROUTINE MAINTE	10.1	2,000,594.87
	E678	E	RUKANGA-BUN-GULE-MACKNON RD	ROUTINE MAINTE	50.0	1,590,014.68
	E679	E	KITEGHE-MAK-WASINYI-BUNGULE	ROUTINE MAINTE	14.2	600,393.65
	E680	E	D539KANYAN-GA-MARIE-MWA-LANGI	ROUTINE MAINTE	9.5	400,286.21
	E681A	E	KAJIRE-NDA-RA-GIMBA	ROUTINE MAINTE	6.7	250,604.08
	E681B	E	KAJIRE-D539 GIMBA	ROUTINE MAINTE	15.2	400,375.91
	E681C	E	A23 MARI-WENYI-GIMBA	ROUTINE MAINTE	10.3	300,858.22
	E682	E	C105VOI-NPB TSAVO EAST	ROUTINE MAINTE	86.6	200,812.85
	E686	E	A109 NDI-MBULIA	ROUTINE MAINTE	27.2	300,666.28
	G1-TAITA TAVETA	E	C105 VOI-MOI HOSPITAL	ROUTINE MAINTE	0.6	60,083.68
	G3-TAITA TAVETA	E	C105MORPW-CIT E683	ROUTINE MAINTE	1.4	100,403.00
	U_G3690	E	BUGU-TA-SASENYI-MARUNGU	ROUTINE MAINTE	4.4	400,058.64
	U_G3692	E	D541 KULUKILA-KITEGE	ROUTINE MAINTE	9.1	300,517.16
	U_G3820	E	D540 NDOME-MWAG-HOGHO SEC SCHOO.	ROUTINE MAINTE	4.8	200,029.87
	U_G3825	E	NDARA-KIRUMBI	ROUTINE MAINTE	3.3	123,517.47
	UP27 VOI	E	D535 MKWACHUNYI - C.P.K CHURCH	ROUTINE MAINTE	2.0	86,725.14
	UP30 VOI	E	A109 IKANGA - KIRUTAI	ROUTINE MAINTE	2.5	400,459.22
	UP32-VOI	E	MKWACHUNYI-BONIFACE MGAGHA PRI SCHOOL/	ROUTINE MAINTE	6.0	124,274.33
	URA5-03	E	KANYANGA-KIZU-MANZI - NGONDA	ROUTINE MAINTE	10.0	300,517.16
	URP4-03	E	D540 TAUSA - MWAKITAWA	ROUTINE MAINTE	7.0	174,475.71
	URP8-03	E	KIRUTAI D535 MKWACHUNYI	ROUTINE MAINTE	2.5	135,616.78
			TOTAL FOR : VOI		345.1	15,900,000.03
			TOTAL FOR : TAITA TAVETA		989.5	63,600,001.15
REGION: TANA RIVER						
GARSEN						
	D569	SD	B8-GARSEN TOWN	SPOT IMPROV	3.4	1,931,400.00
	E875	E	MNAZINI-KITERE	SPOT IMPROV	2.8	1,218,000.00
	E876	G	SAILONI-WE-MA-GAMBA	ROUTINE MAINTE	14.2	1,281,800.00
	E877	E	B8-KIBUSU	SPOT IMPROV	1.0	1,324,720.00
	E880	E	ZIWA LA KU-TA-MANONO	ROUTINE MAINTE	8.8	1,274,840.00
	E890	E	B8-KURAWA	ROUTINE MAINTE	6.6	1,218,000.00
	E980A	E	B8-SERA	SPOT IMPROV	7.3	1,528,880.00
	U_F3035	E	MAZIWA-GARSEN	ROUTINE MAINTE	20.3	2,587,380.00
	U_G31970	E	B8-C112 IDSOWE	SPOT IMPROV	1.0	638,000.00
	U_G31975	E	B8-BIDADE-KIBUSU	ROUTINE MAINTE	9.9	1,450,000.00
	URP31	E	DALGA-GALGE	SPOT IMPROV	7.0	1,450,000.00
			TOTAL FOR : GARSEN		82.3	15,903,020.00
GALOLE						
	E864	E	BOJI-E874 MASALA-NI BRIDGE	ROUTINE MAINTE	10.4	997,600.00
	E869	E	MAKUTANO-LA-ZA-RHOKA	ROUTINE MAINTE	28.1	2,528,800.00
	E872	E	B8-HADAMPYA	ROUTINE MAINTE	9.3	760,960.00
	E873	E	B8-BOJI	ROUTINE MAINTE	8.3	1,287,600.00
	U_G31913	E	CHIFIRI-HAKOKA	ROUTINE MAINTE	20.6	872,320.00
	U_G31915	E	CHIFIRI-MITIBOKA	ROUTINE MAINTE	23.2	1,252,800.00
	U_G31957	E	HARA-MAKERE	ROUTINE MAINTE	13.3	1,401,280.00
	URA15	E	B8-(E874)CHANANI LENDA	ROUTINE MAINTE	10.0	719,200.00
	URA16	E	MAKERE-MILALULU	ROUTINE MAINTE	13.0	633,360.00
	URA7	E	MAJENGO-MKOMA-NI	ROUTINE MAINTE	7.0	791,120.00
	URA9	E	B8-MIKINDUNI	ROUTINE MAINTE	7.0	1,183,200.00
	URF1	E	JCT E869-CDF OFFIC-ES(GALOLE)	SPOT IMPROV	1.0	2,030,000.00
	URP 32	E	KALKACHA-DAYATE	SPOT IMPROV	3.0	1,450,000.00
			TOTAL FOR : GALOLE		154.1	15,908,240.00
BURA						
	E1981	E	MADOGO-MBAL-AMBALA	ROUTINE MAINTE	80.8	2,644,800.00
	E862	E	B8-NANIGHI	ROUTINE MAINTE	16.5	1,222,640.00
	E863	E	B8-BURA BRIDGE	ROUTINE MAINTE	23.8	1,301,520.00
	E869	E	MAKUTANO-LA-ZA-RHOKA	ROUTINE MAINTE	25.7	1,345,600.00
	U_E3123	E	BANGALE-KANIKI	ROUTINE MAINTE	110.9	1,392,000.00
	U_E3124	E	MALKAMANZA-KO-RATI-RHOKA	ROUTINE MAINTE	47.0	923,360.00
	U_F3036	E	KAMUGURU-ELRAR	ROUTINE MAINTE	44.0	1,044,000.00
	U_G31893	E	CHARDENDE-JA-JAVO	ROUTINE MAINTE	16.6	890,880.00
	URA 32	E	BOKA-KATHURI	ROUTINE MAINTE	40.0	2,320,000.00
	URP11	E	NANIGHI-SALA	ROUTINE MAINTE	35.0	1,798,000.00
	URP8	E	BURA-CHEWELE	ROUTINE MAINTE	10.0	1,026,600.00
			TOTAL FOR : BURA		450.3	15,909,400.00
			TOTAL FOR : TANA RIVER		686.8	47,720,660.00
REGION: EMBU						
MANYATTA						
	E630	E	KIVWE-KITHIMU-ENA(B6)	ROUTINE MAINTE	11.3	1,190,297.76
	E632	E	EMBU-KIBUGU (D459)	ROUTINE MAINTE	11.0	1,199,822.80
	E634	E	KIRIGI-MURUATETU (E647)	ROUTINE MAINTE	5.2	878,611.00
	E635	E	E635	ROUTINE MAINTE	8.3	799,359.22
	E636	E	E636	ROUTINE MAINTE	5.0	800,914.34
	E637	G	E637	ROUTINE MAINTE	7.6	1,000,970.38
	E647	E	E647	ROUTINE MAINTE	14.3	796,413.20
	E660	E	E660	ROUTINE MAINTE	5.2	808,408.76
	R40A-EM-BU	E	R40A-EMBU	ROUTINE MAINTE	6.3	600,858.31
	R41A-EM-BU	G	R41A-EMBU	SPOT IMPROV	1.2	799,700.98
	R41J3-EM-BU	E	R41J3-EMBU	SPOT IMPROV	4.6	999,453.68
	R52-EMBU	E	R52-EMBU	SPOT IMPROV	1.5	700,947.34
	R64-EMBU	E	R64-EMBU	SPOT IMPROV	1.0	819,184.23
	R76-EMBU	E	R76-EMBU	ROUTINE MAINTE	6.5	798,607.79
	R77-EMBU	E	MUTHA-TARI--KIMANGARU (E751)	SPOT IMPROV	0.3	801,381.13
	T4001-EM-BU	E	T4001-EMBU	ROUTINE MAINTE	8.2	1,199,896.58
	U_F4099	E	KITHIMU-ITABUA (R77)	SPOT IMPROV	1.8	1,000,381.05
	U_F4126	E	U_F4126	SPOT IMPROV	3.2	699,845.52
			TOTAL FOR : MANYATTA		102.4	15,895,054.07
RUNYENJES						
	D467	E	B7 KIRITIRI--D469 SIAKAGO--C92 UGWERI	ROUTINE MAINTE	32.0	2,999,992.00
	E646J1	E	E646J1	SPOT IMPROV	6.3	2,929,081.20
	E649	E	E649	SPOT IMPROV	3.8	3,503,905.28
	E650	E	KIGAA-MUTHUA-RI-NTHAGAIYA	SPOT IMPROV	6.3	3,249,437.47
	R4-EMBU	E	R4-EMBU	SPOT IMPROV	2.4	1,069,128.85

CONSTITUENCY	ROAD NO.	S.T	ROAD NAME	WORK CATEGORY	KMs	AMOUNT (Ksh)
	R5-EMBU	E	R5-EMBU	SPOT IMPROV	2.3	2,147,876.88
			TOTAL FOR : RUNYENJES		53.1	15,899,421.68
MBEERE SOUTH						
	E1832	G	GACHURIRI-E657 KIRIMA	SPOT IMPROV	8.9	3,597,730.72
	E625	E	WANGO-E628 GATEGI	ROUTINE MAINTE	11.3	703,943.68
	E627	E	MASHAMBA-MAKIMA	ROUTINE MAINTE	24.9	2,439,944.00
	E628	E	GATEGI-MASAMBA-THIBA	ROUTINE MAINTE	29.2	645,361.68
	E661	E	B7 MUTUS-GIKIIRO	ROUTINE MAINTE	10.7	1,445,971.19
	E742	E	E1839 MUTUO-BARE-RIACHINA	ROUTINE MAINTE	7.6	1,358,931.56
	R19-MBEERE	E	B7 MACHANGA-E657 RUGOGWE	SPOT IMPROV	8.2	2,481,950.82
	R65-MBEERE	E	IRABARI-D467 KANOTHI	SPOT IMPROV	5.6	1,705,548.62
	R67-MBEERE	E	B7 MURARU-E1834 MBITA	SPOT IMPROV	5.7	1,439,961.60
			TOTAL FOR : MBEERE SOUTH		111.9	15,819,343.88
MBEERE NORTH						
	E1835	E	KARUARI-NGUNYUMU-OVARIRE	ROUTINE MAINTE	6.7	1,224,945.01
	E1836	E	MUGWANJOGU-KABUGUA-KIOGOGO	ROUTINE MAINTE	11.2	1,491,123.72
	E1837	G	KAMIGWA--USAMBARA	SPOT IMPROV	2.1	479,980.72
	E1838	G	KARAMBARI-KATHANJE-KIVWE	SPOT IMPROV	6.1	1,239,929.48
	E652	E	E652	ROUTINE MAINTE	3.8	479,961.60
	E790	E	KIANTHENGE -NTHINGIRANI--KAMARINDO	ROUTINE MAINTE	9.9	1,727,913.54
	R23-MBEERE	E	R23-MBEERE	ROUTINE MAINTE	8.8	679,958.82
	R25-MBEERE	G	R25-MBEERE	ROUTINE MAINTE	4.9	479,980.72
	R26-MBEERE	G	R26-MBEERE	ROUTINE MAINTE	8.1	1,155,988.59
	R27-MBEERE	E	R27-MBEERE	ROUTINE MAINTE	6.6	969,951.08
	R28-MBEERE	E	KIRIE-MUCHO-NOKE-NGOCE	ROUTINE MAINTE	8.1	1,171,734.93
	R30-MBEERE	E	MUKIRIA-CIATHARI	ROUTINE MAINTE	7.5	1,058,903.96
	R31-MBEERE	E	R31-MBEERE	ROUTINE MAINTE	4.7	797,064.91
	R34-MBEERE	E	R34-MBEERE	SPOT IMPROV	7.9	1,662,536.59
	U_E4178	E	KIVWE-MBARUARI	ROUTINE MAINTE	5.8	542,146.62
	U_G48022	E	U - D4037 JN -CORNER -UG48020 JN	ROUTINE MAINTE	5.6	757,038.55
			TOTAL FOR : MBEERE NORTH		107.7	15,919,158.83
			TOTAL FOR :EMBU		375.2	63,532,978.46
REGION: ISIOLO						
ISIOLO NORTH						
	E1870	G	E470 LONGOPITO - OLDONYIRO - DB LAIKIPIA	ROUTINE MAINTE	35.3	1,726,082.59
	E1871	G	E822 TUMTU- E810 GOTU	ROUTINE MAINTE	11.4	196,794.70
	E1872	E	B9 GACHURU - E810 GOTU	ROUTINE MAINTE	11.4	917,986.88
	E1873	G	E1874 LMD - E470 MLANGO	ROUTINE MAINTE	22.5	1,444,002.57
	E1874	G	A2 ISIOLO TOWN - E1873 LMD	ROUTINE MAINTE	6.1	791,906.48
	E470	G	DB SAMBURU - LONGOPITO E1873 MLANGO	ROUTINE MAINTE	50.6	2,100,064.00
	E822	G	DB SAMBURU - MERTI -E1972 NR. DB WAJIR	ROUTINE MAINTE	175.4	3,712,942.14
	G1-ISIOLO	G	A2 - DCS RESIDENCE	SPOT IMPROV	1.2	1,731,386.19
	G2-ISIOLO	G	JUNCT A2 TOWN-WATER TANK (KULAMAWE)	SPOT IMPROV	2.6	719,089.80
	URF 14	E	A2 ISIOLO - SCHOOL FOR THE DEAF	SPOT IMPROV	1.2	648,026.81
	URF 20	E	A2 - NGAREMARA SEC	SPOT IMPROV	1.7	648,026.81
	URF 4	G	E1873 BURATI II - LUBARUA	ROUTINE MAINTE	12.0	503,993.78
	URF 5	G	A2 ISIOLO - EAST LOCATION	ROUTINE MAINTE	3.0	382,386.58
	URF 6	G	A2 ISIOLO - CENTRAL DIVISION	ROUTINE MAINTE	2.5	377,310.65
			TOTAL FOR : ISIOLO NORTH		336.8	15,899,999.96
ISIOLO SOUTH						
	E802	G	MALKADAKA - D586 GARBATULLA	ROUTINE MAINTE	39.2	2,199,999.64
	E811	G	E817 KINNA - B9 KULAMAWE	ROUTINE MAINTE	29.4	1,974,837.16
	E817	G	DB MERU NORTH (KINNA) - D586 GARBATULLA	ROUTINE MAINTE	46.0	3,409,008.00
	E855	G	B9 MODOGASHE - SERICHO - E802 MALKADAKA	ROUTINE MAINTE	131.1	5,884,785.68
	URF 1	G	E817 KINNA - RAPSU IRRIGATION	ROUTINE MAINTE	8.0	935,662.73
	URF 17	E	E817 KINNA - GALMA DIDO PRY SCH	SPOT IMPROV	1.0	598,959.50
	URF 2	G	B9 KULAMAWE - E810 MBARAMBATE	ROUTINE MAINTE	30.0	896,747.28
			TOTAL FOR : ISIOLO SOUTH		284.6	15,900,000.00
			TOTAL FOR : ISIOLO		621.4	31,799,999.96
REGION: KITUI						
MWINGI NORTH						
	E1901J1	G	KAKUNIKE-KANINGO	ROUTINE MAINTE	34.0	1,409,930.21
	E794	G	KIMANGAO-KYUSO	ROUTINE MAINTE	15.0	1,689,907.81
	E798	G	KALANGA CNR-KOLA JUNCTION	ROUTINE MAINTE	42.2	3,749,753.04
	E800J1	G	NZEETU-THARAKA	ROUTINE MAINTE	28.3	2,629,832.61
	R2-MWINGI	G	NGUUKU-THUI	ROUTINE MAINTE	23.0	1,759,917.32
	R7-MWINGI	G	TSEIKURU-NDOONI	ROUTINE MAINTE	11.3	1,034,960.21
	UR1305	E	CIATUNGU-KA-MAYAGI	ROUTINE MAINTE	10.0	1,265,841.74
	UR181-MWINGI	E	KAMALI-KYENINI-WIKITHUKI	ROUTINE MAINTE	35.0	2,359,861.38
			TOTAL FOR : MWINGI NORTH		198.7	15,900,004.32
MWINGI CENTRAL						
	D503	G	MWINGI-MUI-YOONYE	ROUTINE MAINTE	36.0	2,839,808.64
	E1903J1	G	MATHUKI-LUNDI	SPOT IMPROV	8.1	2,224,943.48
	E1909	G	NUU - KIMONGO - MATHUKI	SPOT IMPROV	2.9	2,842,623.74
	E745	G	MUTWAN-GOMBE-MIAMBANI	ROUTINE MAINTE	34.3	3,879,803.28
	E749	G	NGUNI-NUU	ROUTINE MAINTE	31.0	3,032,870.11
	R20-MWINGI	E	KISOLE-WAMBUI	ROUTINE MAINTE	8.3	1,079,949.44
			TOTAL FOR : MWINGI CENTRAL		120.4	15,899,998.69
KITUI WEST						
	D510	G	B7 SYONGILA-MUTENDEA-TULIA	ROUTINE MAINTE	19.8	974,397.78
	E1905	G	KITHIINI-MATINYANI-MUTULU	ROUTINE MAINTE	2.7	523,699.52
	E738	E	C97KWAVON-ZA-B7KATUTU	ROUTINE MAINTE	36.4	1,280,078.14
	E739	E	B7KWAKITI-KI-E738KWAMBOYA	ROUTINE MAINTE	13.0	1,010,921.53
	E740	G	KALUNDU-KASYALA-MUSENGO-MUTHALE	ROUTINE MAINTE	14.0	1,065,698.24
	E742	E	B7KAUWI-E740MUSENGO	ROUTINE MAINTE	14.1	847,079.77
	E743	G	A3KITHYOKO-DB-KITUI-C94NDOLOS CORNER	ROUTINE MAINTE	7.1	605,471.78
	E743X	E	C94NDOLOS CORNER-DB MWINGI MATHIONI	ROUTINE MAINTE	10.6	1,440,638.19
	E743Y	E	C94TULIA-KAKEANI-KAVYATA C94	ROUTINE MAINTE	13.4	1,983,947.77
	E744J2	G	KWASI-KU-USIANI-KASYALA	ROUTINE MAINTE	12.0	767,937.52
	URP115	G	MUTANDA - KAVOO	ROUTINE MAINTE	4.0	715,988.03
	URP167	G	TANGANYIKA - KALIMBEVO - KWA MUMO	ROUTINE MAINTE	13.0	826,510.38
	URP2-02	G	KWA MUMO - KABATI	ROUTINE MAINTE	9.2	557,927.94
	URP204	E	SANGALA - KALINDITI - KABATI	ROUTINE MAINTE	14.5	1,290,028.18
	URP3 - 02	G	KWA NYINGI - KATHEKA	SPOT IMPROV	5.0	1,281,912.61
	URP90-01	E	KABATI - KYONDONI	ROUTINE MAINTE	6.4	678,081.84
			TOTAL FOR : KITUI WEST		195.2	15,850,319.23
KITUI RURAL						
	D505	G	KIINI - MBITINI - MOSA	ROUTINE MAINTE	18.7	2,511,104.69
	D511	G	MULUTU-TIVA-KAVISUNI-WIKILILYE	ROUTINE MAINTE	49.0	2,999,293.01
	E1906	G	KWA VONZA-TIVA	ROUTINE MAINTE	6.5	656,657.44
	E709	G	D511 KALULINI-MAKUTANO-KYANDULA	ROUTINE MAINTE	21.0	1,561,670.88
	E717	E	D511 KALULINI-SYOMUNYU-ATHI REIVER	ROUTINE MAINTE	3.6	644,315.67

CONSTITUENCY	ROAD NO.	S.T	ROAD NAME	WORK CATEGORY	KMs	AMOUNT (Ksh)
	E719	G	JCT NZONGO-NI-E720 JCT KAWONGO	ROUTINE MAINTE	6.3	413,809.00
	E720	G	KYUSYANI- MAN-DONGOI-D511KA-VISUNI-NDUNDUNE	ROUTINE MAINTE	38.6	2,379,809.60
	E725	E	B7KISASI-MBITI-NI-KIVUUNI	ROUTINE MAINTE	12.1	1,708,547.76
	E732	E	B7KISASI-NGU-UNU-D511KAVISUNI	ROUTINE MAINTE	20.2	926,735.60
	R27-KITUI	G	NGUINI-KWAKETHI	ROUTINE MAINTE	14.0	1,595,594.31
	R28-KITUI	G	NGUINI-NGILUNI	ROUTINE MAINTE	4.5	243,945.91
	R40	G	JCT C97 - TIVA RIVER	ROUTINE MAINTE	5.2	270,001.37
			TOTAL FOR : KITUI RURAL		199.7	15,911,485.24
KITUI CENTRAL						
	D511	G	MULUTU-TIVA-KA-VISUNI-WIKILILYE	ROUTINE MAINTE	94.1	3,465,406.38
	E733	G	D510 MUTH-ALE-KWAMBELU	ROUTINE MAINTE	13.0	1,759,915.51
	E734	E	WIKILILYE-KYAN-GUNGA-KISASI	ROUTINE MAINTE	14.5	1,021,823.29
	E736	G	KATULANI-ITHIANI	ROUTINE MAINTE	13.7	1,242,801.38
	E737	G	KITUI-ITHOOK-WE-ITHIANI	ROUTINE MAINTE	11.4	807,880.89
	E740	G	KALUNDU-KASYA-LA-MUSEN-GO-MUTHALE	ROUTINE MAINTE	12.2	1,675,825.09
	E741	E	D510MUTEN-DEA-E740MUTUNE	ROUTINE MAINTE	3.0	431,993.91
	R40B-KITUI	G	TIVA-MUANI D511	ROUTINE MAINTE	8.8	459,970.95
	URP100	E	KYALILINI-KWA MUTHEKE	ROUTINE MAINTE	6.0	793,963.94
	URP144	G	NZANGATHI - KAN-ZAUWO - KATWALA	ROUTINE MAINTE	8.3	468,982.78
	URP156 - KITUI	E	ITOLEKA - KYANDUI	ROUTINE MAINTE	3.0	396,035.95
	URP174-KI-TUI	E	MUKUKU-KA-TAKANI-ULONZO	ROUTINE MAINTE	6.0	800,999.83
	URP178	E	KASYALA-KATUTU	ROUTINE MAINTE	3.0	358,229.94
	URP36-KI-TUI	E	KATYETHOKA-MU-TUNE	ROUTINE MAINTE	4.5	536,990.40
	URP48-01	G	KWA KAVEVI - MAN-GINA - KATHUNGU	ROUTINE MAINTE	14.4	359,999.88
	URP75	E	MULUTU-ITHOOK-WE	ROUTINE MAINTE	6.0	515,889.54
	URP8-KI-TUI	E	MBUSYANI-WII-KWA ITALU	ROUTINE MAINTE	6.2	803,077.91
			TOTAL FOR : KITUI CENTRAL		228.1	15,899,787.57
KITUI EAST						
	D505	G	KIINI - MBITINI - MOSA	ROUTINE MAINTE	10.0	857,667.85
	D507	G	KITUI TOWN-MU-SEVE - MI-KUYUNI-DB MWIN-GI-ENDAU-MWITIKA	ROUTINE MAINTE	8.1	1,032,098.14
	D507J1	G	MYEI - KINAKONI - MWITIKA	ROUTINE MAINTE	38.0	2,065,923.69
	D509	G	ZOMBE-MUTI-TO-IKOO	ROUTINE MAINTE	32.8	2,341,933.54
	E725J1	E	VOO-YONGE-LA-KIVUUNI	ROUTINE MAINTE	28.5	2,067,847.76
	E735	E	KITUI-KYULUNI-KA-LAWA	ROUTINE MAINTE	8.8	752,940.92
	R41C-KI-TUI	G	NZEWANI-ITHU-MULA	ROUTINE MAINTE	6.2	721,958.97
	R43-KITUI	G	INYUU-NGUNGI	ROUTINE MAINTE	35.1	1,833,028.76
	R44-KITUI	G	NGENGI-KINAKONI	ROUTINE MAINTE	9.4	716,040.02
	URP187	G	MANYOENI - SYUMBYA - IKISAYA	ROUTINE MAINTE	35.0	1,799,411.81
	URP192	G	MWAANI - KAWALA - NYILUMBU	ROUTINE MAINTE	26.0	1,113,628.95
	URP52-KI-TUI	E	SYOMBUKU-KA-VALULA	ROUTINE MAINTE	3.2	584,956.68
			TOTAL FOR : KITU-IEAST		241.2	15,887,437.11
KITUI SOUTH						
	D506	G	MUTHA - MUTOMO - KANZIKU	ROUTINE MAINTE	50.0	1,495,319.88
	D508	G	IKUTHA - KANZIKU - MUTHA - VOO	ROUTINE MAINTE	52.1	4,107,570.96
	E709	G	D511 KALULINI-MA-KUTANO-KYAN-DULA	ROUTINE MAINTE	40.6	2,805,627.03
	E721	E	MUTOMO-TIVA RIVER	SPOT IMPROV	14.7	4,344,224.22
	R15-KITUI	G	E709ILENGI-KATILI-NI-ATHI	ROUTINE MAINTE	54.4	2,233,425.33
	R47	E	MUTOMO - MUK-WATANGANO	ROUTINE MAINTE	17.2	915,861.53
			TOTAL FOR : KITUI SOUTH		229.0	15,902,028.94
MWINGI WEST						
	D502	G	MWINGI - MUSIKINI - MIGWANI	ROUTINE MAINTE	29.8	3,894,828.64
	E1904	G	KYOME-NZELUNI	ROUTINE MAINTE	10.4	1,989,931.91
	E1911	E	MBONDONI-THAA-NANZAU	ROUTINE MAINTE	50.0	3,459,751.88
	URP219	G	KWAMUSELELE - NZATANI	ROUTINE MAINTE	6.0	839,932.80
	URP221	G	KYAMBOO - ITHAMBANGA-LO-KASANGA MKT - KAVAINI	ROUTINE MAINTE	12.0	1,101,711.86
	URP240	G	KWAKALI - WIKITHUKI - KILOMBOKO	ROUTINE MAINTE	24.0	3,823,779.02
	URP247	E	BAZAAR-KANYAA	ROUTINE MAINTE	6.0	789,958.31
			TOTAL FOR : MWIN-GI WEST		138.2	15,899,894.40
			TOTAL FOR : KITUI		1,550.5	10,446,564.79
REGION: MACH-AKOS						
MASINGA						
	E625	G	TANA RIVER- MAT-UU	ROUTINE MAINTE	29.9	3,339,848.75
	E626B	G	TANA RANCH-TANA RIVER	SPOT IMPROV	1.2	2,204,883.47
	E746	E	MASINGA - KAN-GONDE	ROUTINE MAINTE	14.4	1,104,911.59
	E747	E	KINDARUMA - KITHYOKO	ROUTINE MAINTE	31.8	2,559,795.17
	R3-MACH-AKOS	G	KIVANDINI - MAS-INGA	SPOT IMPROV	12.4	2,499,888.12
	R4-MACH-AKOS	G	EKALAKALA - MAS-INGA DAM	SPOT IMPROV	11.0	2,989,893.49
	R5-MACH-AKOS	E	KANGONDE - NYAN-GENI	ROUTINE MAINTE	32.8	1,199,903.98
			TOTAL FOR : MAS-INGA		133.6	15,899,124.56
MAVOKO						
	U-K9	E	MUSAU RD - FM MLOLONGO - ZIBRA HOUSE ROAD	SPOT IMPROV	1.5	2,885,950.73
	U-P156	G	JOSKA- NDOVOINI-MUTHWANI	SPOT IMPROV	7.0	11,781,378.05
	U-P95	E	CENTRE ROAD -NG-WATA - MLOLONGO - SHIRANGA ROAD	SPOT IMPROV	0.6	1,232,100.15
			TOTAL FOR : MAVOKO		9.1	15,899,428.93
MACHAKOS TOWN						
	D516	G	KIMUTWA-KWA MUTISYA-IANI	SPOT IMPROV	11.5	2,523,711.11
	D519	G	A109 LUKENYA-C97 MACHAKOS GIRLS	ROUTINE MAINTE	18.0	1,399,912.06
	D522	G	A109 KONZA-C99 KATUMANI	ROUTINE MAINTE	9.0	900,935.62
	E1803	E	MITABONI-NGE-LANI	ROUTINE MAINTE	13.1	944,930.19
	E1806	G	KINANIE - MUTH-WANI	ROUTINE MAINTE	16.6	1,269,956.38
	E1807A	G	MUTHWANI-E1809 KASEVE	ROUTINE MAINTE	5.9	639,454.99
	E1809J1	G	KASEVE -MUTITUNI	ROUTINE MAINTE	7.4	519,958.39
	E1820A	G	KITANGA - KATH-OME	ROUTINE MAINTE	5.2	519,958.39
	E477	E	KWA MUTISYA - KALI	SPOT IMPROV	5.0	1,009,923.36
	E478	E	KOLA - MBUANI - KALI	ROUTINE MAINTE	17.1	2,009,908.77
	U_G43508	E	MUUMANDU - MUTHETHENI - KYAMUNYU	SPOT IMPROV	3.2	1,079,961.40
	U-K8	E	KATUMANI - KAPITI	SPOT IMPROV	9.0	1,919,939.17
	U-P182	E	KIMUTWA - MAKA-KOI - KIU	ROUTINE MAINTE	8.0	1,161,410.66
			TOTAL FOR : MACH-AKOS TOWN		129.0	15,899,960.49
MWALA						
	D518	G	VYULYA-KIVAANI	ROUTINE MAINTE	13.4	2,069,907.48
	D520	G	TALA-KABAA	ROUTINE MAINTE	16.7	1,759,870.45
	E1805	G	KYEVALUKI - MUSII-NI - VYULYA	ROUTINE MAINTE	9.2	1,049,915.99
	E482	G	KAWAA - MUTHETHENI - MIU	SPOT IMPROV	7.1	2,905,889.81
	E486	G	KATHEKA - KIVAN-DINI	ROUTINE MAINTE	21.3	1,759,859.18
	E487	E	MBIUNI - KABAA	ROUTINE MAINTE	10.0	909,927.19
	E713	G	KYAANI - KIKASO	ROUTINE MAINTE	17.8	1,294,896.38
	E715	E	WAMUNYU - NDEINI	ROUTINE MAINTE	14.8	1,619,870.38
	U_G44366	E	KILEMBWA - R11 KYAWANGO	SPOT IMPROV	5.4	1,809,899.86
	U_G44828	G	ITITHINI - KATHU-MA	SPOT IMPROV	2.8	719,942.39
			TOTAL FOR : MWALA		118.4	15,899,979.10
KATHIANI						
	D519	G	A109 LUKENYA-C97 MACHAKOS GIRLS	SPOT IMPROV	9.4	2,800,713.83

CONSTITUENCY	ROAD NO.	S.T	ROAD NAME	WORK CATEGORY	KMs	AMOUNT (Ksh)
	D527	G	A109 MATHA-TANI-KALOLE-NI-LITA	SPOT IMPROV	4.0	2,089,948.10
	D528	G	D519 NGOLENI-C97 KAANI	ROUTINE MAINTE	20.9	1,923,141.59
	E1801	G	MITABONI - MUKUKUNI	ROUTINE MAINTE	4.7	534,001.35
	E1804	G	NZAIKONI - KUSY-OMWOMO	ROUTINE MAINTE	17.9	2,259,936.94
	U_F4019	E	KONA MBAYA -KALUNGA ROAD	SPOT IMPROV	1.7	1,939,961.73
	U_F4020	E	KALIVANI -KATI-TUNI -MUKANYI -MUTUYU ROAD	SPOT IMPROV	2.7	540,961.59
	U_G43591	E	KALIVANI- KITHAN-GATHINI -MBEE	SPOT IMPROV	5.2	1,689,982.54
	U_G43592	P	KWA KELE DAM	ROUTINE MAINTE	1.0	179,990.47
	U-P311	E	THINU -KALAMBYA - KINGONGOI	SPOT IMPROV	5.0	1,940,921.66
			TOTAL FOR : KATHIANI		72.5	15,899,559.80
YATTA						
	D512	G	MATUU-KATANGI	ROUTINE MAINTE	30.9	5,119,729.60
	E488	E	KITHIMANI - KA-TANGI	ROUTINE MAINTE	39.6	4,799,847.99
	E491	G	DB THIKA-SOFIA	ROUTINE MAINTE	16.2	3,079,892.75
	U_G44612	E	KATANGI - KIUKUNI	SPOT IMPROV	5.6	1,859,969.51
	U_G45081	E	KISIIKI- NTHUNGU-LULU- MAKUTANO	ROUTINE MAINTE	15.7	1,039,916.79
			TOTAL FOR : YATTA		108.1	15,899,356.63
KANGUNDO						
	E483	G	MATETANI -KA-KUYUNI - KIVAANI	ROUTINE MAINTE	14.7	1,642,997.38
	U_G43788	E	JUNCT. E484 -MBUSYANI - KAWETHEI -KIKON-DENI	SPOT IMPROV	2.0	3,961,830.34
	U_G43852	E	SYANTHII - MUKUNIKE - KAWETHEI FACTORY	SPOT IMPROV	3.2	6,106,602.22
	U_G43870	E	KATINE - KILALANI FACTORY - C99	SPOT IMPROV	0.8	4,187,874.60
			TOTAL FOR : KAN-GUNDO		20.6	15,899,304.54
MATUNGULU						
	D520	G	TALA-KABAA	ROUTINE MAINTE	15.0	2,303,481.60
	D521	G	KILIMAMBOGO-TA-LA	SPOT IMPROV	29.8	10,092,226.55
	R27-MACH-AKOS	G	SABUK - KITULUNI - KITAMBASYE	ROUTINE MAINTE	12.4	1,439,884.80
	U_G43872	G	C98 NGULUNI -UTOONI - C99 KATHAANA	SPOT IMPROV	3.6	863,999.39
	U_G43917	G	KANTAFU- MATUU	ROUTINE MAINTE	9.1	1,199,904.00
			TOTAL FOR : MA-TUNGULU		69.8	15,899,496.34
			TOTAL FOR : MACH-AKOS		661.1	127,196,210.39
REGION: MARSABIT						
SAKU						
	URP31 A	G	MANYATTA JIL-LO-MATAMKA	SPOT IMPROV	11.0	5,899,944.85
	URP33	E	SKM-KHOLBOKA	SPOT IMPROV	3.0	4,999,983.56
	URP90	E	A2-LAKATINIA	SPOT IMPROV	12.0	4,999,940.29
			TOTAL FOR : SAKU		26.0	15,899,868.70
LAISAMIS						
	URP 76	E	LAISAMIS-TIRGAMO BOREHOLE	SPOT IMPROV	20.0	4,999,902.89
	URP71	E	MERILLE-LONTORIO	ROUTINE MAINTE	38.0	4,999,821.71
	URP91	E	JNA2-JNE826 (ED-WARD ROAD)	SPOT IMPROV	12.0	5,899,997.45
			TOTAL FOR : LAIS-AMIS		70.0	15,899,722.06
NORTH HORR						
	E829	E	TULLU-DIMTU-FOROLLE	ROUTINE MAINTE	89.8	7,949,567.09
	URA13	E	SHEGEL-JN E828	ROUTINE MAINTE	40.0	7,949,804.65
			TOTAL FOR : NORTH HORR		129.8	15,899,371.74
MOYALE						
	E1888	G	A2 JN-KATE-BORI	SPOT IMPROV	9.2	4,999,954.75
	URP 54	G	SOLOLO-MADO ADHI	SPOT IMPROV	6.0	4,999,968.88
	URP 57	G	LATAKA-ELL BORR-RAWANA	ROUTINE MAINTE	60.0	5,899,711.65
			TOTAL FOR : MOYALE		75.2	15,899,635.29
			TOTAL FOR : MARSABIT		300.9	63,598,597.79
REGION: MERU						
TIGANIA WEST						

CONSTITUENCY	ROAD NO.	S.T	ROAD NAME	WORK CATEGORY	KMs	AMOUNT (Ksh)
	E775	E	KIMACHIA - KU-NENE - KIRINDINI - KAGAENE	ROUTINE MAINTE	10.0	1,467,998.32
	E775B	E	KIMACHIA - KU-NENE	SPOT IMPROV	6.3	1,560,362.77
	R20-MERU NORTH	E	KINORIA - ISIOLO	SPOT IMPROV	6.5	1,827,944.52
	R34-MERU NORTH	E	KIANDIU - CHARU-RU	ROUTINE MAINTE	9.4	799,504.08
	U_G410438	E	KIANJAI - MITUNTU	ROUTINE MAINTE	12.0	929,995.93
	U_G410444	E	U_G410444	SPOT IMPROV	1.1	821,004.80
	U_G410470	E	U_G410470	SPOT IMPROV	1.0	502,788.25
	U_G410484	E	U_G410484	SPOT IMPROV	2.1	479,999.85
	U_G410489	E	U_G410489	SPOT IMPROV	2.3	595,996.47
	U_G410494	E	U_G410494	SPOT IMPROV	1.7	1,283,998.30
	U_G410518	E	KATHIMA - MAKANDI	ROUTINE MAINTE	2.0	333,997.42
	U_G410521	E	U_G410521	SPOT IMPROV	3.8	979,998.10
	U_G410531	E	GWA KATHEE - KIBIRU PRY - KIBIRU CHIEFS CAMP	ROUTINE MAINTE	4.0	514,399.91
	U_G410554	E	U_G410554	SPOT IMPROV	1.7	1,171,995.98
	U_G410567	E	JUNCTC91 - KARIM-BA PRY	ROUTINE MAINTE	8.0	1,166,002.29
	U_G410575	E	NTOOMBO - MBAARUA PRY SCH	ROUTINE MAINTE	3.0	573,995.43
	U_G410579	E	U_G410579	SPOT IMPROV	1.3	489,999.46
	U_G410584	E	U_G410584	ROUTINE MAINTE	3.0	400,018.12
			TOTAL FOR : TIGAN-IA WEST		79.2	15,900,000.00
TIGANIA EAST						
	E1852	E	AMETHO - ANKA-MIA - KATHI	ROUTINE MAINTE	7.9	504,999.69
	E812	E	MUKOTHIMA - KATITHINE - MAKUTANO	ROUTINE MAINTE	18.2	1,603,004.03
	U_G410588	E	U_G410588	SPOT IMPROV	1.6	934,995.98
	U_G410589	E	U_G410589	SPOT IMPROV	1.0	1,350,002.36
	U_G410593	E	U_G410593	SPOT IMPROV	0.8	1,391,997.29
	U_G410593	E	NGONGOAKA - MANJIRA - KIORO-NGAENE AP POST	SPOT IMPROV	3.0	1,194,004.71
	U_G410593	E	KARATINA - NGAGE - MUKOTHIMA	ROUTINE MAINTE	15.0	1,525,995.12
	U_G410596	E	U_G410596	SPOT IMPROV	0.7	1,247,995.38
	U_G410600	E	U_G410600	SPOT IMPROV	0.9	1,067,499.29
	U_G410617	E	U_G410617	SPOT IMPROV	2.2	725,000.49
	U_G410629	E	U_G410629	SPOT IMPROV	2.6	1,725,506.37
	U_G410638	E	U_G410638	SPOT IMPROV	3.7	1,132,998.06
	U_G410663	E	U_G410663	SPOT IMPROV	2.8	1,496,001.22
			TOTAL FOR : TIGAN-IAEAST		60.4	15,900,000.00
NORTH IMENTI						
	D480	G	GITHAKU - MPURI - MERU	SPOT IMPROV	8.4	2,083,198.19
	D482	G	MERU - KATHERI - GITHAKU - MU-JUJUNE	ROUTINE MAINTE	13.4	407,097.69
	U_G410112	E	U_G410112	SPOT IMPROV	2.0	1,035,504.16
	U_G410117	G	U_G410117	SPOT IMPROV	1.8	668,999.08
	U_G410118	G	U_G410118	SPOT IMPROV	3.1	2,190,004.54
	U_G410118	E	RWANYANGE PRY SCH - RWANYANGE MKT	SPOT IMPROV	0.8	588,984.01
	U_G49811	E	U_G49811	SPOT IMPROV	2.4	544,999.60
	U_G49823	G	KIRIGE - MAIGENE - B6	SPOT IMPROV	3.0	862,504.72
	U_G49885	E	RUNOGONE - KIBETERU - E1854JUNCT	SPOT IMPROV	2.5	619,999.02
	U_G49900	E	U_G49900	SPOT IMPROV	0.7	1,017,999.94
	U_G49907	E	U_G49907	SPOT IMPROV	2.4	720,001.65
	U_G49913	G	U_G49913	SPOT IMPROV	2.4	1,397,999.78
	U_G49913	G	MULATHANKARI - IRENE	SPOT IMPROV	3.7	978,200.68
	U_G49924	G	C92 - GAKUTHARI - RURII	SPOT IMPROV	2.1	1,816,495.99
	U_G49926	E	U_G49926	ROUTINE MAINTE	3.0	264,004.65

CONSTITUENCY	ROAD NO.	S.T	ROAD NAME	WORK CATEGORY	KMs	AMOUNT (Ksh)
	U_G49934	E	U_G49934	SPOT IMPROV	1.4	560,004.31
	U_L4 MERU	E	GIANTUNE - KIRIO-GO - NYAYO TEA ZONE	ROUTINE MAINTE	3.0	144,002.00
			TOTAL FOR : NORTH IMENTI		56.1	15,900,000.00
BUURI						
	D481	E	KIIRUA - KISIMA	ROUTINE MAINTE	21.0	1,675,999.80
	E808	E	JUNCT B6 NKUNGA - TIMAU JUNCT A2	ROUTINE MAINTE	37.4	1,679,995.59
	U_E4248	E	U_E4248	ROUTINE MAINTE	15.4	1,359,997.22
	U_E4248	E	A2 - NGUSISHI - KIRIMARA	SPOT IMPROV	4.0	965,002.96
	U_G410012	E	U_G410012	SPOT IMPROV	4.1	960,000.60
	U_G410018	E	U_G410018	ROUTINE MAINTE	5.2	927,999.31
	U_G410029	E	U_G410029	SPOT IMPROV	0.9	840,000.59
	U_G410052	G	U_G410052	SPOT IMPROV	1.5	327,997.76
	U_G410052	G	MACHAKA - MBU-RUGITI - KIBIRICHIA MKT	SPOT IMPROV	3.0	839,999.20
	U_G410053	SD	U_G410053	SPOT IMPROV	3.0	839,999.20
	U_G410127	E	U_G410127	ROUTINE MAINTE	1.8	207,998.75
	U_G410169	G	MBARIA - NAUCIIE - NKANDO - KWA MUNGAANIA	ROUTINE MAINTE	10.0	987,202.03
	U_G49866	G	U_G49866	SPOT IMPROV	3.6	855,000.60
	U_L4 NANYUKI	E	MAKUTANO - NK-ANDO - KANGAITA	ROUTINE MAINTE	12.9	1,666,803.42
	U_P195	E	KATHERI - FOREST - KANGAITA	ROUTINE MAINTE	8.3	1,310,001.46
	U_R26	E	MUJUJUNE - KIRUKURU - GI-TIMENE JUNCT	ROUTINE MAINTE	5.7	456,001.52
			TOTAL FOR : BUURI		137.8	15,900,000.00
CENTRAL IMENTI						
	D477	E	GATIMBI - KAGUMA	ROUTINE MAINTE	8.6	632,659.93
	E783	G	KARIENE - GAITU	ROUTINE MAINTE	9.0	867,000.01
	E785	E	GATUATINE - MUN-YARI - GIATUNE - MAKANDUNE	ROUTINE MAINTE	17.3	1,494,003.21
	E786	E	KARINDINE - MU-JWA - MITUNGUU	ROUTINE MAINTE	14.7	1,383,000.10
	E804	G	GATIMBI - KATHERI	SPOT IMPROV	3.7	805,328.17
	R4-MERU CENTRAL	G	R4-MERU CENTRAL	SPOT IMPROV	7.2	1,759,002.41
	U_F4166	E	CHAARIA - NJUTH-INE	ROUTINE MAINTE	9.8	1,241,997.23
	U_F4167	E	U_F4167	ROUTINE MAINTE	8.0	1,380,004.49
	U_G49825	E	U_G49825	ROUTINE MAINTE	6.7	1,256,013.29
	U_G49842	G	U_G49842	SPOT IMPROV	4.8	953,998.20
	U_G49842	G	UCHERU - GI-KUURUNE - KIANGU	ROUTINE MAINTE	10.6	1,664,997.79
	U_G49848	G	U_G49848	SPOT IMPROV	2.6	2,461,995.18
			TOTAL FOR : CEN-TRAL IMENTI		102.7	15,900,000.00
SOUTH IMENTI						
	E767	E	E767	SPOT IMPROV	5.5	1,384,498.17
	E771	SD	E771	ROUTINE MAINTE	13.9	2,495,702.12
	E778	E	KANYAKINE - MITUNGUU	ROUTINE MAINTE	13.0	2,134,000.24
	E780	E	E780	ROUTINE MAINTE	11.6	1,253,991.90
	R10-MERU CENTRAL	E	R10-MERU CENTRAL	ROUTINE MAINTE	3.5	516,995.50
	R13-MERU CENTRAL	E	MWICHUNE - BA-RANGA	ROUTINE MAINTE	6.9	938,999.48
	R22-MERU CENTRAL	G	R22-MERU CENTRAL	SPOT IMPROV	7.0	1,552,396.34
	R27A-ME-RU CEN-TRAL	E	UKUU - KAUBAUO	ROUTINE MAINTE	9.7	1,116,002.92
	R5-MERU CENTRAL	E	KITHATU - MWORO-GA	ROUTINE MAINTE	10.6	881,000.00
	U_G49482	G	U_G49482	SPOT IMPROV	5.1	1,947,995.60
	U_G49666	E	JUAKALI - RWOMPO - GITARA - KWA NGAINE (JUNCT C92)	ROUTINE MAINTE	8.0	1,257,027.59
	U_G49763	G	MITUNGUU - NJURI NCHEKE - KARIMA KATHI	ROUTINE MAINTE	7.0	421,390.14
			TOTAL FOR : SOUTH IMENTI		101.5	15,900,000.00
IGEMBE CENTRAL						

CONSTITUENCY	ROAD NO.	S.T	ROAD NAME	WORK CATEGORY	KMs	AMOUNT (Ksh)
	D486	G	MARIRI - LAARE - MUTUATI	ROUTINE MAINTE	41.3	994,501.09
	E817	E	FARM - KIENGU - KINNA	ROUTINE MAINTE	25.5	2,000,003.18
	T61A-ME-RU NORTH	E	T61A-MERU NORTH	SPOT IMPROV	2.5	999,995.19
	U_F4181	E	KWA NJIRU STAGE - ATHIRU RUJINE	ROUTINE MAINTE	5.0	464,997.53
	U_F4181	E	KAMIRURU - KALANKWARE - ATHIRU	ROUTINE MAINTE	4.0	662,000.95
	U_G410736	E	U_G410736	SPOT IMPROV	1.1	1,420,003.40
	U_G410736	E	KATHELWA - AKON-GOLONE	ROUTINE MAINTE	5.0	664,995.36
	U_G410745	E	U_G410745	SPOT IMPROV	0.7	636,001.20
	U_G410747	E	K.K - ATHIRU RUUJINE	ROUTINE MAINTE	4.0	538,000.57
	U_G410747	E	NTUNENE - GITU-INE - MURINGENE	ROUTINE MAINTE	6.3	1,109,999.92
	U_G410747	E	K.K - GITUINE	ROUTINE MAINTE	3.5	561,487.25
	U_G410749	E	KATHELEU - MUU-TINE	SPOT IMPROV	6.0	1,255,000.36
	U_G410750	G	U_G410750	SPOT IMPROV	1.0	777,012.04
	U_G410774	E	U_G410774	SPOT IMPROV	0.7	1,090,003.28
	U_G410787	E	U_G410787	SPOT IMPROV	1.0	1,500,000.59
	U_G410811	E	U_G410811	SPOT IMPROV	5.7	1,225,998.10
			TOTAL FOR : IGEM-BE CENTRAL		113.2	15,900,000.00
IGEMBE SOUTH						
	D482J1	E	D482J1	ROUTINE MAINTE	15.0	1,269,996.09
	R35-MERU NORTH	E	ATHIRU - GAITI - KARURUNE - MIORI - KIENGO	ROUTINE MAINTE	18.5	1,001,998.51
	T55-MERU NORTH	E	T55-MERU NORTH	SPOT IMPROV	4.0	919,996.00
	U_G410676	E	KARUMARU - KATH-AMBI - KIRINDINE	ROUTINE MAINTE	5.5	1,009,496.78
	U_G410679	E	NKINJA - GIIKA - KIANDA	SPOT IMPROV	5.8	1,250,004.96
	U_G410683	E	U_G410683	SPOT IMPROV	3.2	980,004.91
	U_G410683	E	ANTUBEIGA - KIGURU	SPOT IMPROV	3.5	1,039,996.84
	U_G410795	E	KIRAONE - MURU-MUNE - KILILI	SPOT IMPROV	4.8	969,004.15
	U_G410796	E	CHUNGA - NTH-ERONE	SPOT IMPROV	6.0	1,367,497.73
	U_L_5	E	MAKIRI - MBEA - KALIMIRI	ROUTINE MAINTE	4.4	776,995.76
	U_L2_ MAUA	E	ANKURANI - OBAYA - MIORI	SPOT IMPROV	3.0	780,001.40
	U_L7_ MAUA	E	MAUA - AUKI - KITHANGENE	ROUTINE MAINTE	6.2	801,995.86
	U_M2_ MAUA	E	MAKIRI FACTORY - IRIMBENE- MUKURE RD	SPOT IMPROV	3.2	955,999.26
	U_P10_ MAUA	E	GITURA - NTHARE	ROUTINE MAINTE	4.5	866,995.76
	U_P7_ MAUA	E	KILALAI - MUTHUNGUTA - MIORI	SPOT IMPROV	4.0	984,999.64
	U-K3-MAUA	E	RED CANTEEN - MBOONE - ATHI-RU-GAITI	SPOT IMPROV	3.3	925,001.64
			TOTAL FOR : IGEM-BE SOUTH		95.0	15,899,985.29
IGEMBE NORTH						
	D486	G	MARIRI - LAARE - MUTUATI	ROUTINE MAINTE	5.0	919,001.07
	E818	G	MUTUATI - LEETA - TIILI	ROUTINE MAINTE	5.3	999,995.68
	E831	G	MUTUATI - ANTU-BETWE - SHIKA-SHIKA	SPOT IMPROV	6.2	1,324,404.09
	R37-MERU NORTH	G	KAELO - KAMUKUN-JI - MUTUATI	ROUTINE MAINTE	16.9	915,000.88
	U_G410701	E	NKANDONE - ENONO	SPOT IMPROV	2.9	742,496.44
	U_G410704	E	MUTUATI - MBU-RANJIRU	SPOT IMPROV	2.6	2,090,746.11
	U_G410726	G	MWERONGUNDU - LINJOKA - KILEERA	SPOT IMPROV	7.4	1,977,995.98
	U_G410737	E	KAELO - KAUTENE	SPOT IMPROV	2.9	830,001.91
	U_G410738	E	ANTUBETWE - KEROMWATHI - KAELO	ROUTINE MAINTE	7.0	1,327,995.73
	U_G410738	E	LAARE - ANTU-BETWE	ROUTINE MAINTE	6.5	798,348.70
	U_G410741	E	U_G410741	SPOT IMPROV	3.8	1,119,995.36
	U_G410742	E	U_G410742	SPOT IMPROV	0.5	2,050,003.94
	U_G410742	E	LAARE - KIRINDARA - ATHIRU - RUUJINE	SPOT IMPROV	3.7	804,014.12
			TOTAL FOR : IGEM-BE NORTH		70.7	15,900,000.01

CONSTITUENCY	ROAD NO.	S.T	ROAD NAME	WORK CATEGORY	KMs	AMOUNT (Ksh)
			TOTAL FOR : MERU		816.6	8,087,515.23
REGION: MAKUENI						
KILOME						
	D515	G	SULTAN HAMUD - KYAMBEKE - NUNGUNI - KATUAA	SPOT IMPROV	17.0	4,216,960.76
	D525J1	SD	SALAMA - NUNGUNI	ROUTINE MAINTE	16.8	1,257,469.06
	D529	G	SALAMA - KIU	ROUTINE MAINTE	13.9	1,968,552.71
	E403	G	KILOME - UPETE - KASIKEU	ROUTINE MAINTE	22.0	2,132,307.36
	E409	E	KIONGWANI - KIMA	ROUTINE MAINTE	6.3	454,776.84
	E410	E	SALAMA - MAVIVYE - KAITI	ROUTINE MAINTE	10.9	930,886.08
	E475	E	KIONGWANI - KAYATA - MASOKANI - MBYANI	ROUTINE MAINTE	17.2	2,535,914.98
	U_G41729	E	LUMU - KIOU PRI. SCH.	SPOT IMPROV	5.3	1,866,211.63
	U_G42562	E	A109KAUTANDINI - MEMEA - MAVIVYE	ROUTINE MAINTE	9.1	531,177.92
			TOTAL FOR : KILOME		118.5	15,894,257.34
MAKUENI						
	E1813	G	THAVU - MAVINDINI - KIKUMINI	ROUTINE MAINTE	28.6	1,285,463.85
	E1815	E	KAMBI MAWE - KANGONDI - KWA KAVISI	ROUTINE MAINTE	22.0	1,886,913.52
	E404	E	KWA MALEU - KITHUMANI - MBENUU - KWA KOTOE - KWA SOMBA	ROUTINE MAINTE	24.1	4,092,657.72
	E706	E	KYAMBEKE - MWAANI - KALAMBA	ROUTINE MAINTE	8.5	845,098.96
	E708	E	KIANGINI - KAVUMBU - WOTE	ROUTINE MAINTE	76.0	3,668,513.14
	E753	E	MBENUU - MATILIKU	ROUTINE MAINTE	8.9	1,189,378.62
	R28-MAKUENI	E	MBUVO - MUNATHI	ROUTINE MAINTE	6.1	597,162.20
	U_G41379	E	KWA MUSYII - NGOTO - KWA MUTULA	SPOT IMPROV	10.1	2,330,015.10
			TOTAL FOR : MAKUENI		184.2	15,895,203.13
KIBWEZI EAST						
	E1819	E	METAVA - KINYAMBU	ROUTINE MAINTE	31.8	548,294.88
	E910	E	KISAYANI - MACHINERY	SPOT IMPROV	33.2	7,271,945.30
	E912	E	KAMBU - DARAJANI	ROUTINE MAINTE	5.7	443,473.80
	R14-MAKUENI	G	UTU - KAMBU	ROUTINE MAINTE	18.8	1,128,842.40
	R16-MAKUENI	G	MACHINERY - KIKUNDUKU	ROUTINE MAINTE	11.6	806,316.00
	R17-MAKUENI	G	DARAJANI - ATHI - KAMUNYUNI	ROUTINE MAINTE	23.9	2,015,790.00
	R19-MAKUENI	G	KINYAMBU - KIKUMBULYU RAILWAY STATION	ROUTINE MAINTE	7.3	580,547.52
	U_G4067	E	DARAJANI - NTHUNGUNI - MTITO ANDEI	ROUTINE MAINTE	7.2	999,734.40
	U_G4166	E	MASAKU NDOGO - ULILINZI - YIKITAA	ROUTINE MAINTE	26.1	1,612,632.00
	U_G4193	E	NTHANGE - NZAVONI - MASONGA	ROUTINE MAINTE	3.9	483,789.60
			TOTAL FOR : KIBWEZIEAST		169.5	15,891,365.90
MBOONI						
	D513	G	TAWA - NDULUKU	ROUTINE MAINTE	16.0	659,089.61
	D516	G	DB MACHAKOS - KWA MUTISYA - KALAWANI	ROUTINE MAINTE	20.0	2,401,203.48
	E477	G	KALI - KIKIMA	ROUTINE MAINTE	14.6	627,453.51
	E478J1	G	KIKIMA - KITHUNGO - NGOLUNI	ROUTINE MAINTE	27.7	3,161,825.92
	E710	E	WOTE - KALAWA - DB MACHAKOS	ROUTINE MAINTE	15.8	1,572,958.96
	E711	E	WATUKA - KAVINGO - KYANGONDU	ROUTINE MAINTE	5.8	1,113,783.51
	E713	G	NGOLUNI - KALAWA - DB MACHAKOS	ROUTINE MAINTE	29.2	3,454,994.34
	R23-MAKUENI	E	KILALA - NDUMBI - MBUMBUNI	ROUTINE MAINTE	13.6	867,143.01
	R24-MAKUENI	E	MUKUYUNI - KITHUNGO	ROUTINE MAINTE	15.4	713,253.61
	U_E4035	E	KALAWA - KATHIANI - SYONGUNGI - MUTEMBUKU - NGANWA	ROUTINE MAINTE	26.8	1,320,483.91
			TOTAL FOR : MBOONI		184.9	15,892,189.87
KAITI						
	D515	G	SULTAN HAMUD - KYAMBEKE - NUNGUNI - KATUAA	ROUTINE MAINTE	36.0	3,590,791.60
	E410	E	SALAMA - MAVIVYE - KAITI	SPOT IMPROV	7.0	1,930,553.20
	E476	E	KAITI - KYUASINI - KYAMBEKE	ROUTINE MAINTE	19.6	1,660,271.67
	E476A	G	KIKOKO - KALONGO - KYUASINI	ROUTINE MAINTE	12.4	1,861,101.44
	R23-MAKUENI	E	KILALA - NDUMBI - MBUMBUNI	SPOT IMPROV	7.0	2,194,894.45
	U_G41887	E	KYANGA PRI. SCH. - KITHANGATHINI JCT.	SPOT IMPROV	1.9	2,447,066.40
	U_G42708	E	KIVANI - NUNGUNI	ROUTINE MAINTE	11.2	2,212,485.72
			TOTAL FOR : KAITI		95.0	15,897,164.48
KIBWEZI WEST						
	E1816	E	KWA MUMBE - KIKUMINI - MASUMBA	ROUTINE MAINTE	11.8	1,862,343.60
	E705J1	E	KWA PHILIP - KILILI - SIMBA	ROUTINE MAINTE	26.0	1,693,263.60
	E706J1	E	MAKUTANO - KIKUMINI - MATILIKU	ROUTINE MAINTE	21.1	967,579.20
	E707	SD	MAKINDU - KIANGINI - KAVUMBU - WOTE	ROUTINE MAINTE	26.5	3,488,419.69
	U_G4494	E	MAKINDU - SEKELENI - KIBWEZI TOWN	SPOT IMPROV	10.6	2,202,337.26
	U_G4643	E	MAKINDU - MULILI - YIMWAA	ROUTINE MAINTE	8.9	1,281,452.93
	U_G4703	E	KIBOKO - KWA NTHENGE	SPOT IMPROV	6.1	2,132,705.54
	U_G4781	E	NTHIA - KAVATINI - YIMWAA	SPOT IMPROV	3.9	2,265,190.58
			TOTAL FOR : KIBWEZI WEST		114.9	15,893,292.39
			TOTAL FOR : MAKUENI		866.9	95,363,473.10
REGION: THARAKA-NITHI						
MAARA						
	E763X	E	KAARA - KATHARAKA	SPOT IMPROV	1.6	1,288,491.11
	E765	G	POLE POLE - KITHITU - CHIAKANYINGA - KATHARAKA	SPOT IMPROV	18.2	4,041,130.40
	R15-MERU SOUTH	G	JUNCTION D473 - KAARE	ROUTINE MAINTE	14.8	2,896,905.75
	R17-MERU SOUTH	G	MARIMA - IRIGA	ROUTINE MAINTE	5.9	412,267.02
	R19-MERU SOUTH	E	MAARA - THIGAA	SPOT IMPROV	10.0	2,499,939.20
	U_G49121	E	KIRIANI - MUNGA	SPOT IMPROV	5.4	1,597,923.20
	U_G49131	E	MARIMA - POLE POLE - KIEGANGURU	ROUTINE MAINTE	20.0	3,162,383.30
			TOTAL FOR : MAARA		75.8	15,899,039.97
CHUKA/IGAMBANG'OMBE						
	D472	G	CHUKA - KARENI	ROUTINE MAINTE	29.9	2,179,832.56
	E1840	G	CHUKA (B6) - KAANWA (E762)	SPOT IMPROV	8.3	3,686,311.80
	E1862	G	JUNCTION D471 - KIBUGUA - ITUGURURU	ROUTINE MAINTE	15.4	1,767,913.31
	E755	G	ITUGURURU - CHEERA - WERU	ROUTINE MAINTE	11.5	1,439,945.12
	E758	G	KIERENI - CHERA - MUTEMBE	ROUTINE MAINTE	11.0	2,111,495.96
	U_E4229	E	KANJUKI-MAKANYANGA	ROUTINE MAINTE	15.0	2,513,759.65
	U_G49206	E	KIARITHA - NGUNGA - KARAMBARI	SPOT IMPROV	5.9	2,199,921.44
			TOTAL FOR : CHUKA/IGAMBANG'OMBE		97.0	15,899,179.84
THARAKA						
	E789	G	MARIMANTI - CHIAKARIGA	ROUTINE MAINTE	15.6	1,111,911.04
	U_E4264	E	RUUNGU - KAROCHO - GITHUNGURI	ROUTINE MAINTE	11.5	1,199,904.00
	U_E4283	E	TUNYAI - GAKURUNGU - KANYURU	ROUTINE MAINTE	19.6	2,459,925.00
	U_E4286	E	MARIMANTI - KATHITHI - KAMBUI	ROUTINE MAINTE	21.3	1,439,884.80
	U_F4191	E	KIBUNGA - NKONDI		-	7,904,406.00
	U_F4193	E	MARAGWA - KAMAGUNA - CIOMURUMA	ROUTINE MAINTE	27.9	1,343,892.48
	U_G411155	E	U_G411155	ROUTINE MAINTE	2.6	179,985.60
	U_G411223	E	U_G411223	SPOT IMPROV	0.9	259,979.20
			TOTAL FOR : THARAKA		99.3	15,899,888.12
			TOTAL FOR : THARAKA-NITHI		272.0	47,698,107.93
REGION: GARISSA						
GARISSA TOWNSHIP						
	D568	E	JN (MODIKA) - CB LAMU	ROUTINE MAINTE	45.0	6,810,500.00

CONSTITUENCY	ROAD NO.	S.T	ROAD NAME	WORK CATEGORY	KMs	AMOUNT (Ksh)
	E861	E	BURA-A3-BALAM-BALA	SPOT IMPROV	7.1	7,033,100.00
	U_G5023	E	MODIKA - DIISO	ROUTINE MAINTE	6.1	250,800.00
	U_G5025	E	SHELL GULLED - DIISO	ROUTINE MAINTE	11.0	1,230,800.00
	U_G5051	E	KORAKORA - JN D568	ROUTINE MAINTE	7.9	574,800.00
			TOTAL FOR : GARISSA TOWNSHIP		77.0	15,900,000.00
DADAAB						
	U_F5002	E	NUNO - DERTU-ALI-KUNE - SABULI	ROUTINE MAINTE	80.5	5,419,200.00
	U_G5020	E	KAMUTHE - DADAAB	ROUTINE MAINTE	44.9	4,212,880.00
	U_G5021	E	KAMUTHE - CB WAJIR(SABULI)	ROUTINE MAINTE	20.6	824,400.00
	U_G5022	E	JN A3(SARETHO) - ABAK HAILE	ROUTINE MAINTE	17.8	1,446,800.00
	U_G5035	E	KULAN - DAMAJALE - NB SOMALIA	ROUTINE MAINTE	33.8	1,287,120.00
	U_G5036	E	KULAN - HAMEY	ROUTINE MAINTE	48.4	1,812,000.00
	U_G5038	E	LIBOI - DEG ELMA	ROUTINE MAINTE	86.7	754,800.00
	U_G5270	E	DADAJBULA - LIBOI	ROUTINE MAINTE	3.0	142,800.00
			TOTAL FOR : DADAAB		335.6	15,900,000.00
FAFI						
	D568	E	JN (MODIKA) - CB LAMU	ROUTINE MAINTE	18.4	1,939,200.00
	E834	E	JNA3 (DADAAB) - AMUMA	ROUTINE MAINTE	26.1	2,443,200.00
	E835	E	BURA - MASALANI	ROUTINE MAINTE	15.0	1,579,200.00
	E861J1	E	BURA-A3-JND586	SPOT IMPROV	5.3	3,027,200.00
	E863J1	E	BURA-GALMA-GALLA-NB SOMALIA	ROUTINE MAINTE	104.0	3,883,200.00
	U_D5003	G	SHELL GULLED - FAFI - WELMERER	ROUTINE MAINTE	162.4	2,957,200.32
	U_G5056	E	MANSABUBU - D568(MADHAGISE)	ROUTINE MAINTE	9.8	70,800.00
			TOTAL FOR : FAFI		340.9	15,900,000.32
IJARA						
	D568	E	JN (MODIKA) - CB LAMU	ROUTINE MAINTE	45.0	3,597,600.00
	E835	E	BURA - MASALANI	ROUTINE MAINTE	30.0	1,219,200.00
	E863J1	E	BURA-GALMA-GALLA-NB SOMALIA	ROUTINE MAINTE	29.6	2,379,200.00
	E864	G	MBONJI - MASALA-NI-IJARA	ROUTINE MAINTE	37.3	2,344,400.00
	E864A	G	IJARA - SANGAILU - GALMAGALLA	ROUTINE MAINTE	56.6	1,869,600.00
	U_E3126	E	MASALANI - WEMA	ROUTINE MAINTE	43.2	4,490,000.00
			TOTAL FOR : IJARA		241.6	15,900,000.00
BALAMBALA						
	D586	E	JN C81 - BENANE - CB ISIOLO	ROUTINE MAINTE	29.0	3,973,520.00
	E857	E	E861 (SAKA) - JND586	ROUTINE MAINTE	21.7	789,600.00
	E858	E	E861 (SANKURI) - JNC81)	ROUTINE MAINTE	9.4	520,800.00
	E861	E	BURA-A3-BALAM-BALA	SPOT IMPROV	10.0	3,454,000.00
	U_E5002	E	OHIA - BALAMBALA	ROUTINE MAINTE	21.5	1,042,800.00
	U_F5002	E	NUNO - DERTU-ALI-KUNE - SABULI	ROUTINE MAINTE	30.0	1,219,200.00
	U_G5001	E	BALAMBALA - DANYERE	ROUTINE MAINTE	35.2	2,659,200.00
	U_G5003	E	JN D586 - ORAHEY - BLOCK	ROUTINE MAINTE	38.4	1,486,080.00
	U_G5014	E	BALICH - JN C81(-FUNGICH)	ROUTINE MAINTE	10.3	754,800.00
			TOTAL FOR : BAL-AMBALA		205.4	15,900,000.00
LAGDERA						
	D586	E	JN C81 - BENANE - CB ISIOLO	ROUTINE MAINTE	24.0	1,618,800.00
	U_E5003	E	JN C81 - SHANTA ABAK - CB WAJIR	ROUTINE MAINTE	55.5	6,856,800.00
	U_F5003	E	JN C81 (MALMIN) - BARAKI	ROUTINE MAINTE	39.2	1,508,400.00
	U_F5005	E	MODOGASHE-GUR-UFA-SHANTA ABAK	ROUTINE MAINTE	87.4	3,321,240.00
	U_G5010	E	DERTU - SHANTA ABAK	ROUTINE MAINTE	14.3	2,594,760.00
			TOTAL FOR : LAG-DERA		220.4	15,900,000.00
			TOTAL FOR : GARISSA		1,421.0	95,400,000.32
REGION: WAJIR						
WAJIR NORTH						
	D504	E	WATITI-BUTE-DA-NABA	ROUTINE MAINTE	63.4	2,250,000.00
	E841	E	WATITI-KORON-DILLE	SPOT IMPROV	2.6	2,999,999.70
	E851	E	BELOWLE-AJA-WA-BUNA	SPOT IMPROV	0.7	4,000,000.51

CONSTITUENCY	ROAD NO.	S.T	ROAD NAME	WORK CATEGORY	KMs	AMOUNT (Ksh)
	U_D4072-	E	NYA-TA-KABOLE-MIL-SADED-HARA-DEU_D4072	ROUTINE MAINTE	34.5	2,000,000.08
	U_G5257	E	BUNA-LEYSANYU	ROUTINE MAINTE	21.8	3,000,000.00
	U_G5390	E	BUTE-DU-GO-OGOMDI	ROUTINE MAINTE	22.0	1,650,000.00
			TOTAL FOR : WAJIR NORTH		144.9	15,900,000.29
ELDAS						
	U_E5001	E	ELDAS-LAKOLE	SPOT IMPROV	3.0	4,999,999.51
	U_E5008	E	ELDAS-ANOLE	SPOT IMPROV	23.4	4,999,999.51
	U_E5013	E	U_E5013 LAKOLE - BASIR	ROUTINE MAINTE	34.5	2,900,000.11
	U_G5288	E	U_G5288 ELDAS-C80 JUNCTION	SPOT IMPROV	2.1	3,000,000.00
			TOTAL FOR :ELDAS		62.9	15,899,999.13
WAJIR SOUTH						
	U_E5006	E	HABASWEIN-LAGH DIMA--DIL-MANYALE-AQAR ARR-ABAKORE	ROUTINE MAINTE	113.9	4,680,000.00
	U_G5306	E	U_G5306 OHIO-HUB-SOI	SPOT IMPROV	17.0	4,999,999.96
	U_G5307	E	U_G5307 E854 ABAQ-DERE-BURDER	SPOT IMPROV	22.5	4,999,999.96
	U_G5359	E	U_G5359 MERI-SABULI	ROUTINE MAINTE	40.9	1,220,000.05
			TOTAL FOR : WAJIR SOUTH		194.3	15,899,999.96
WAJIR EAST						
	D570	E	WAJIR-GERILLE	ROUTINE MAINTE	40.4	1,667,999.70
	U_E5015	E	RIBA-QARSA	SPOT IMPROV	2.5	4,999,999.51
	U_G5357	E	KHOROF HA-RAR-KONTON	ROUTINE MAINTE	39.7	4,000,000.51
	U_G5369	E	KHOROF HA-RAR-KOTULO	ROUTINE MAINTE	31.2	2,232,000.00
	U_G5412	E	AFARSHANLE-ARB-AQERAMSO	ROUTINE MAINTE	26.4	3,000,000.12
			TOTAL FOR : WAJI-REAST		140.2	15,899,999.83
TARBAJ						
	D500	G	TARBAJ-BURMAYO	ROUTINE MAINTE	38.8	3,000,000.00
	E1971	G	TARBAJ-BATALU	SPOT IMPROV	3.2	4,999,999.51
	U_F5011	E	DUNTO-GUNANA	ROUTINE MAINTE	58.5	1,139,999.99
	U_G5259	E	MAJABOW-SARMAN	ROUTINE MAINTE	23.5	2,000,000.08
	U_G5260	E	KOTULO-BOJIGA-RAS	ROUTINE MAINTE	32.0	2,599,999.50
	U_G5274	E	ELYUNIS-HARA-GAL-MAJABOW	ROUTINE MAINTE	25.4	1,440,000.00
	U_G5283	E	KOTULO-LEHELEY	ROUTINE MAINTE	22.9	720,000.00
			TOTAL FOR : TARBAJ		204.3	15,899,999.08
WAJIR WEST						
	E833	E	ARBAJAH-AN-GRIFTU	SPOT IMPROV	3.0	7,999,999.51
	U_G5271	E	WAGALLA TOWN-WAGALLA SECONDARY	SPOT IMPROV	10.6	2,899,999.95
	U_G5386	E	U_G5386 HAD-AO-HABASWEIN	ROUTINE MAINTE	49.9	4,999,999.96
			TOTAL FOR : WAJIR WEST		63.4	15,899,999.42
			TOTAL FOR : WAJIR		810.0	95,399,997.71
REGION: MAN-DERA						
MANDERA WEST						
	U_G5607	E	TAKABA - DARAWET	SPOT IMPROV	5.8	5,097,115.40
	U_G5736	E	GATHER- BUR-DURAS	ROUTINE MAINTE	29.3	5,699,245.88
	U_G5737	E	BARACK-KARSAD-IMA	SPOT IMPROV	15.8	5,097,794.00
			TOTAL FOR : MAN-DERA WEST		50.9	15,894,155.28
MANDERA SOUTH						
	U_G5731	E	QALANQALE-SA-NYAT ALIO	ROUTINE MAINTE	29.3	2,899,304.00
	U_G5732	E	KUTULO-ELRAM	SPOT IMPROV	29.3	7,196,947.40
	U_G5733	E	GOLICHA-NYADO	ROUTINE MAINTE	29.3	2,899,304.00
	U_G5734	E	ARBTE-BUKE	ROUTINE MAINTE	29.3	2,899,304.00
			TOTAL FOR : MAN-DERA SOUTH		117.4	15,894,859.40
MANDERA EAST						
	U_G5655	E	MANDERA TOWN - DAUA RIVER	SPOT IMPROV	2.5	4,992,454.40
	U_G5738	E	BURABOR-BELA	SPOT IMPROV	15.8	4,999,600.00
	U_G5739	E	SOROHINDI-DAR-SALAM	SPOT IMPROV	15.8	5,898,729.92

CONSTITUENCY	ROAD NO.	S.T	ROAD NAME	WORK CATEGORY	KMs	AMOUNT (Ksh)
			TOTAL FOR : MANDERAEAST		34.1	15,890,784.32
LAFEY						
	U_G5740	E	WARANGARA-KAMORI LIBAN	SPOT IMPROV	15.8	15,899,251.16
			TOTAL FOR : LAFEY		15.8	15,899,251.16
BANISSA						
	U_G5702	E	BIRKAN-KILWEHIRI	SPOT IMPROV	4.5	5,892,730.40
	U_G5711	E	BANISSA- DOMAL	SPOT IMPROV	3.4	4,999,422.52
	U_G5712	E	KUKUP-GOLJO	SPOT IMPROV	4.2	4,999,623.20
			TOTAL FOR : BANISSA		12.1	15,891,776.12
MANDERA NORTH						
	U_G5722	E	RHAMUDIM-TO-BURJOHN	SPOT IMPROV	2.5	5,398,591.28
	U_G5723	E	WARGADUD-ARDA-HAGARSU	SPOT IMPROV	4.2	5,499,083.24
	U_G5735	E	QURAHA-MUTHOW-OGA-RUENI	ROUTINE MAINTE	29.3	4,995,540.00
			TOTAL FOR : MANDERA NORTH		36.1	15,893,214.52
			TOTAL FOR : MANDERA		266.4	95,364,040.80
REGION: KISII						
BONCHARI						
	D215	E	SUNEKA-NYAMIRA-HOMABAY	SPOT IMPROV	10.9	3,157,864.98
	E1053	G	ITIBO-NYANGA-GA-MOSOCHO	ROUTINE MAINTE	6.9	1,036,183.47
	E1054	G	GESONSO-NYANSACHA	SPOT IMPROV	7.8	1,647,811.45
	E1056X	E	NYAMATUTA-MOGUMO	SPOT IMPROV	3.9	919,632.44
	E1068A	G	MATONGO-IGONGA	SPOT IMPROV	2.1	1,402,904.91
	E1069	G	RIANA-GESONSO	ROUTINE MAINTE	8.8	1,645,509.56
	E207J1	G	OGEMBO-MOTONTO-ITIERIO	ROUTINE MAINTE	15.6	1,904,851.54
	R51-KISII	E	MATONGO-MOSISITA-NYAMATARO	SPOT IMPROV	0.5	704,030.75
	R5-KISII	E	RIANA-KAMEJI	SPOT IMPROV	2.4	859,896.86
	R7-KISII	G	AIRSTRIP-NYAKIOGIRO-CHISARO	ROUTINE MAINTE	4.4	804,229.39
	R8-MIGORI	E	GESERO-MWATA	ROUTINE MAINTE	5.1	1,011,341.36
	U_G65016	E	EKIENDEGE-NYABIEYO	SPOT IMPROV	2.3	807,885.43
			TOTAL FOR : BONCHARI		70.7	15,902,142.15
SOUTH MUGIRANGO						
	E1051	SD	TABAKA-NYACHENGE	SPOT IMPROV	1.4	1,311,157.19
	E1140	E	TABAKA-NYABIGEGE	ROUTINE MAINTE	7.5	1,035,770.24
	R18-GUCHA	G	NYAMARAMBE-MATANGAMANO	ROUTINE MAINTE	7.0	891,745.35
	R21A-GUCHA	E	ETAGO-KIAGWARE	SPOT IMPROV	11.1	3,597,542.43
	R23-GUCHA	SD	MOTICHO-MOCHENGO	ROUTINE MAINTE	6.9	1,226,857.44
	R25-GUCHA	G	MUMA-NYAMAIYA-EKONA-MAROO	ROUTINE MAINTE	14.1	1,479,640.97
	R27-GUCHA	G	OCHOTORORO-MUMA	SPOT IMPROV	4.3	963,495.26
	U_G65486	G	ETAGO-EKONA-NYAMAIYA	SPOT IMPROV	0.8	1,289,384.96
	U_G65599	E	MOCHENGO-NYAKEMBENE	SPOT IMPROV	2.9	3,380,662.73
	UR2-GUCHA	E	SUGUTA-ETAGO	SPOT IMPROV	3.2	723,780.00
			TOTAL FOR : SOUTH MUGIRANGO		59.0	15,900,036.56
BOMACHOGE CHACHE						
	D204	E	RANENI-MOGONGA	SPOT IMPROV	4.8	1,747,441.17
	E1045	G	KENYENYA-OMORINGAMU	SPOT IMPROV	8.3	2,077,800.82
	E207	G	NYAKEYO-NYAMASEGE-OGEMBO	SPOT IMPROV	17.0	3,991,192.51
	R21-GUCHA	E	OPENDA-KIAGWARE-SENGERA	SPOT IMPROV	4.6	1,309,027.29
	R28-GUCHA	E	IYABE-IKOBA	ROUTINE MAINTE	12.7	1,469,254.99
	URA17-GUCHA	E	NYAMASEGE-EBURI-TENDERE	SPOT IMPROV	4.7	1,353,240.69
	URP16-GUCHA	E	NYABISIONGORORO-IKOBA	SPOT IMPROV	0.9	1,812,606.95
	URP9-GUCHA	E	KENYENYA-MOGAMBI	SPOT IMPROV	5.4	2,139,461.78
			TOTAL FOR : BOMACHOGE CHACHE		58.4	15,900,026.19
NYARIBARI MASABA						
	D223J1	G	BIRONGO-NYACHE-KI	SPOT IMPROV	9.0	3,450,336.06
	E1042	E	KIOMITI - GETERI	SPOT IMPROV	4.3	1,500,142.67
	E191	E	KEREMA - RAMASHA	SPOT IMPROV	8.6	2,054,264.86
	E192	E	NYANTURAGO - RAMASHA	SPOT IMPROV	12.7	3,450,359.19
	L1106	E	EKONA - SOSERA	SPOT IMPROV	4.8	1,499,897.05
	T1106-KISII	G	KEROKA- IBACHO	SPOT IMPROV	6.7	1,947,030.52
	URA1	E	MASIMBA-METEMBE	SPOT IMPROV	5.1	1,998,013.97
			TOTAL FOR : NYARIBARI MASABA		51.1	15,900,044.33
NYARIBARI CHACHE						
	D223J1	G	BIRONGO-NYACHE-KI	SPOT IMPROV	4.6	1,017,034.62
	E1054A	G	MENYINK-WA-MASHAURI	SPOT IMPROV	4.3	1,021,071.66
	E1055	G	KIOGORO-NYANKO	ROUTINE MAINTE	5.0	975,074.96
	R44-KISII	E	KEUMBU-CHINDWANI-BIRONGO	SPOT IMPROV	2.8	835,839.51
	R80-GUCHA	G	KIOGORO-OTAMBA	ROUTINE MAINTE	10.6	1,548,246.20
	R81-KISII	E	KIOGORO-RIGENA-IBENO	ROUTINE MAINTE	11.8	1,186,415.71
	R82-KISII	E	KEGATI-NYABISABO	SPOT IMPROV	5.6	1,440,204.45
	R85A-KISII	E	NYAGUTA-RIARIGA-NYATURUBO	SPOT IMPROV	4.4	1,077,908.93
	R85-KISII	E	NYANTURA-GO-KEUMBU	SPOT IMPROV	6.5	1,624,108.48
	T1105-GUCHA	G	AMARIBA-NYAGUTA	ROUTINE MAINTE	6.5	1,143,644.37
	U_G65028	E	TIMANI-RIARIGA	SPOT IMPROV	2.2	960,262.80
	U_G65086	G	AMARIBA-NYAGUTA	SPOT IMPROV	2.9	729,352.78
	URA28-KISII	E	NYANTURA-GO-CHIRICHIRO	SPOT IMPROV	3.9	1,151,320.49
	URA8-KISII	E	NYANKORORO-BIRONGO	ROUTINE MAINTE	7.9	1,189,562.44
			TOTAL FOR : NYARIBARI CHACHE		79.0	15,900,047.40
KITUTU CHACHE NORTH						
	D220	G	NGENYI-MARANI-RIOMA	ROUTINE MAINTE	16.0	2,416,254.71
	E1070A	E	METEMBE-OWALO-RIOMA	SPOT IMPROV	4.0	2,192,452.36
	E1071	E	KEGOGI-RAGOGO	SPOT IMPROV	7.6	2,281,070.49
	E208	E	MARANI-KEGOGI-NYAKEYO	ROUTINE MAINTE	13.8	1,768,373.79
	URA20-KISII	E	RIVERSIDE-KIOMONCHA	SPOT IMPROV	0.9	1,075,472.91
	URA22-KISII	E	NYAHERA-RIOMA	SPOT IMPROV	4.5	2,220,695.42
	URA26-KISII	E	JUNCTION URA25-KEGOGI	ROUTINE MAINTE	10.5	1,589,814.54
	URF7-KISII	E	NYATIEKO-IKONGOCHE	SPOT IMPROV	3.8	2,355,931.72
			TOTAL FOR : KITUTU CHACHE NORTH		61.0	15,900,065.94
KITUTU CHACHE SOUTH						
	E1068	E	MATONGO-RAGANGA-MOSOCHO	SPOT IMPROV	8.8	3,129,694.11
	E1070	G	RUGA-GESIEKA-BOTABORI	ROUTINE MAINTE	7.4	1,009,682.68
	E1144	E	NYAORE-GESIEKA	SPOT IMPROV	5.1	1,872,877.63
	E208A	E	NYAKOE-MARANI	SPOT IMPROV	7.6	2,618,745.19
	R54-KISII	E	MATONGO -RAGANGA	SPOT IMPROV	0.2	1,415,063.75
	R65-KISII	E	NYAMATARO-IRANDA	SPOT IMPROV	4.6	1,569,375.23
	R69A-NYAMIRA	E	GETARE-KANYIMBO	ROUTINE MAINTE	5.4	498,548.86
	R69-KISII	G	NYATIEKO-NYAKOE	ROUTINE MAINTE	3.2	450,991.39
	URA14-KISII	E	URA14-KISII	SPOT IMPROV	2.3	1,458,620.12
	URA20-KISII	E	RIVERSIDE-KIOMONCHA	SPOT IMPROV	0.9	1,876,461.54
			TOTAL FOR : KITUTU CHACHE SOUTH		45.5	15,900,060.49
BOMACHOGE BORABU						
	D204	E	RANENI-MOGONGA	SPOT IMPROV	7.6	2,606,308.09
	E1041	G	NYAMAIYA-GETENI-KONA YA NGARE	ROUTINE MAINTE	14.2	1,936,905.08
	E1045	G	KENYENYA-OMORINGAMU	SPOT IMPROV	8.3	2,088,521.58
	E203	E	ETAGO-GETERI-KENYENYA	ROUTINE MAINTE	10.6	939,116.05
	R38-GUCHA	E	MARIBA-KENYENYA	ROUTINE MAINTE	10.6	1,219,887.64
	R39-GUCHA	E	MAGENCHE-RIOKINDO	SPOT IMPROV	5.5	1,867,156.39

CONSTITUENCY	ROAD NO.	S.T	ROAD NAME	WORK CATEGORY	KMs	AMOUNT (Ksh)
	R40-GU-CHA	E	GETUMO-OMOBERA	ROUTINE MAINTE	8.2	1,464,784.43
	URA10-GU-CHA	E	RIOKINDO-NYA-MASOGOTA	ROUTINE MAINTE	6.0	1,116,824.57
	URA37-GU-CHA	G	MAGENA-GESA-BAKWA	ROUTINE MAINTE	5.6	477,601.09
	URP1-GU-CHA	E	RIYABU-RIV-ER-BOKIMONGE	ROUTINE MAINTE	6.7	793,758.03
	URP4-TRANS MARA	E	URP4-TRANS MARA	SPOT IMPROV	4.1	1,389,890.98
			TOTAL FOR : BOMA-CHOGE BORABU		87.4	15,900,753.94
BOBASI						
	E1046	E	KEBUKU-NYAN-GUSU	ROUTINE MAINTE	8.9	1,396,669.46
	E1137	E	NYANSON-GO-GITENYI	ROUTINE MAINTE	6.0	918,195.22
	E1138	E	RISE-NYAMBUNDE	ROUTINE MAINTE	8.1	1,501,657.93
	E1139	E	NYAMACHE-NYAN-GUSU	ROUTINE MAINTE	8.7	1,436,233.24
	R13-GU-CHA	E	NYA-MACHE-MOGONGA	ROUTINE MAINTE	7.9	1,322,151.81
	R31-GU-CHA	E	MOTON-TO-NYAKEGOGI	ROUTINE MAINTE	10.7	1,837,527.19
	R32-GU-CHA	E	SAMETA-IGARE	ROUTINE MAINTE	8.7	1,329,807.53
	R34-GU-CHA	E	MOGONGA-EM-ENWA	ROUTINE MAINTE	10.2	1,654,448.64
	R35-GU-CHA	G	NYA-MACHE-NYACHEKI	ROUTINE MAINTE	8.7	1,442,590.62
	R36-GU-CHA	G	IGARE-KIAMOKAMA	ROUTINE MAINTE	11.1	1,751,699.30
	T1101-GU-CHA	E	NYA-MACHE-FRIENDS	ROUTINE MAINTE	6.9	1,309,021.49
			TOTAL FOR : BOBASI		95.8	15,900,002.40
			TOTAL FOR : KISII		607.9	143,103,179.40
REGION: KISUMU						
KISUMU EAST						
	D290	E	KONDELE - RABUOR	ROUTINE MAINTE	16.7	2,582,430.40
	E1130X	G	GITA - KASETA	SPOT IMPROV	6.5	2,806,303.67
	E232	E	GUBA - FILTER	SPOT IMPROV	6.4	1,634,063.93
	R65-KISU-MU	E	MAMBOLEO - GITA	ROUTINE MAINTE	4.5	848,358.92
	R75A-KISU-MU	G	R75 - CHIGA MISSION	SPOT IMPROV	4.5	1,451,013.14
	U-P286KSM	E	R75A - OUKO BRIDGE - KOYANGO	ROUTINE MAINTE	4.7	861,102.86
	U-P329KSM	E	NYALUNYA - RENJA	SPOT IMPROV	2.2	1,184,702.32
	URA15-KISU-MU	E	D290 - R75A - AN-GOLA	SPOT IMPROV	4.2	1,430,994.10
	URP10-KISU-MU	E	A1- RAGUMO ANGOLA	SPOT IMPROV	2.6	2,149,992.89
	URP8-KISUMU	E	ORONGO - NYAND-IWA	SPOT IMPROV	3.4	951,009.53
			TOTAL FOR : KISU-MUEAST		55.6	15,899,971.75
KISUMU WEST						
	E1114	G	HOLO - LELA	SPOT IMPROV	9.1	2,618,791.35
	E1129	E	SINYOLO - MASENO	SPOT IMPROV	6.7	2,542,272.94
	G2B-KISU-MU	G	KODIAGA SPUR ROAD	SPOT IMPROV	1.8	2,261,882.03
	RAR32	E	SINYOLO - KIGA-DAHI	SPOT IMPROV	2.4	1,860,227.04
	UNCLS 23	E	ST GABRIEL - MA-LIERA SCH	SPOT IMPROV	2.0	2,250,851.82
	URA11X-KISU-MU	E	KOMBOK - DAGO THIM	SPOT IMPROV	1.5	1,406,181.00
	URA17-KISU-MU	E	KIBOSWA - OBEDE	SPOT IMPROV	4.0	1,564,569.72
	URP35	E	LWANDA - BONDE	SPOT IMPROV	5.2	1,393,151.45
			TOTAL FOR : KISU-MU WEST		32.6	15,897,927.34
SEME						
	E245	E	HOLO - EKWENDA	SPOT IMPROV	8.5	1,883,722.26
	E255	G	KOLENYO - KAM-BALE	SPOT IMPROV	6.5	1,700,273.19
	E255A	E	D247 - HARAMBEE	SPOT IMPROV	6.5	1,793,872.23
	R11-KISU-MU	G	BODI - ALWALA	SPOT IMPROV	4.7	1,032,242.82
	R5-KISUMU	G	HOLO - LUNGA - KONDIK	SPOT IMPROV	8.4	1,895,731.74
	R6-KISUMU	G	R5 - KOMBEWA	SPOT IMPROV	4.3	1,155,900.88
	R8-KISUMU	G	RIAT - AWACH	ROUTINE MAINTE	6.8	1,159,333.81
	U_G62394	G	MILUGO - ANGOGA	SPOT IMPROV	1.2	1,345,037.40
	U_G62506	E	RODI - NYAMISRI - KALOKA	SPOT IMPROV	1.9	1,393,678.23
	URA4-KISU-MU	E	RERU - RIAT	SPOT IMPROV	4.1	1,203,289.36
	URA6-KISU-MU	G	KOMBEWA - AN-GONGA	SPOT IMPROV	4.3	1,334,846.39

CONSTITUENCY	ROAD NO.	S.T	ROAD NAME	WORK CATEGORY	KMs	AMOUNT (Ksh)
			TOTAL FOR : SEME		57.0	15,897,928.31
NYANDO						
	D293	G	AHERO - OMBAKA	SPOT IMPROV	13.7	4,932,437.16
	R17-KISU-MU	G	RABUOR - NYAN-GANDE	SPOT IMPROV	6.6	2,704,063.53
	R76B-KISU-MU	E	ALENDU - MIGINGO SEC	SPOT IMPROV	6.4	2,071,044.57
	U_G63109	E	OJERE - OBUGI	SPOT IMPROV	0.8	3,524,898.09
	URA11-NYAN-DO	E	AHERO - BUNDE	SPOT IMPROV	2.6	2,666,267.28
			TOTAL FOR : NYANDO		30.2	15,898,710.63
MUHORONI						
	D293J1	E	AHERO - MIWANI	ROUTINE MAINTE	17.0	2,295,749.74
	D311	G	MUHORONI - SONGHOR	ROUTINE MAINTE	22.0	2,905,841.06
	E236	G	C37 - CHEMELIL	SPOT IMPROV	12.9	3,342,336.33
	E242	E	CHEMELIL - ACHEGO	ROUTINE MAINTE	5.9	1,152,343.10
	E248	E	CHIGA -KIBIGORI	ROUTINE MAINTE	12.2	1,818,941.71
	E248J1	E	OMBEYI - KIBIGORI	ROUTINE MAINTE	15.1	1,740,970.22
	S1010-NYAN-DO	SD	MIWANI - OBUMBA	SPOT IMPROV	12.7	2,643,362.55
			TOTAL FOR : MUHORONI		97.7	15,899,544.72
NYAKACH						
	D218	G	SONDU - KUSA	ROUTINE MAINTE	26.9	3,887,746.38
	E1126	G	NYAMAROKA - SIGOTI	SPOT IMPROV	3.4	1,397,432.72
	R13-NYAN-DO	G	SONDU - NYAMA-RIMBA	SPOT IMPROV	5.8	3,387,714.75
	R42-NYAN-DO	E	OKANOWACH - NYABOLA	ROUTINE MAINTE	10.4	2,064,749.95
	R48-NYAN-DO	G	HARAMBEE - OSU-OUME	SPOT IMPROV	3.6	2,093,645.17
	R50-NYAN-DO	G	KONGOU - SANGO-ROTA	SPOT IMPROV	5.6	3,067,569.54
			TOTAL FOR : NYA-KACH		55.6	15,898,858.50
KISUMU CENTRAL						
	E1116	G	B1 SEWEGE - RIAT	SPOT IMPROV	2.8	3,704,054.93
	UNCLS 28	E	CALL BOX - WHITE HOUSE	SPOT IMPROV	0.7	2,475,231.78
	UNCLS 29	E	GUDKA - CORNER MAJI	SPOT IMPROV	0.8	2,610,026.62
	U-P312KSM	E	WIGWA - JOEL OMINO PRI SCH	SPOT IMPROV	0.8	2,573,626.69
	URA13-KISU-MU	E	DUNGA - KILO	SPOT IMPROV	3.8	4,530,398.26
			TOTAL FOR : KISU-MU CENTRAL		8.9	15,893,338.28
			TOTAL FOR : KISUMU		337.7	111,286,279.54
REGION: SIAYA						
UGENYA						
	D260A	G	SIRANGA - SEGA	ROUTINE MAINTE	9.7	1,268,900.00
	E1167	E	LUHANO - NDENGA	ROUTINE MAINTE	6.5	934,875.00
	E1168	E	KAGONYA - LIG-INGO	ROUTINE MAINTE	6.0	682,375.00
	E1169	G	BAROBER - UHURU	ROUTINE MAINTE	5.5	345,550.00
	E135-1	E	SEGA - JERA	ROUTINE MAINTE	4.8	685,375.00
	E135-2	E	ABOKE - SEGA	ROUTINE MAINTE	9.8	1,033,500.00
	E135-3	E	KOLALI - NDENGA	ROUTINE MAINTE	4.8	543,375.00
	E145-1	G	OBET - MIYARE	ROUTINE MAINTE	5.1	573,750.00
	E145-2	G	MIYARE - UKWALA	SPOT IMPROV	1.0	612,000.00
	E145-3	G	UKWALA - PAP NDEGE	ROUTINE MAINTE	7.6	743,125.00
	E149	G	SIFUYO - NYALENYA	ROUTINE MAINTE	17.4	1,485,625.00
	E152-2	E	SIHAYI - KODONGO	ROUTINE MAINTE	16.6	1,647,000.00
	R10-SIAYA	E	KANYUMBA - C30 BAR OBER	ROUTINE MAINTE	10.0	667,250.00
	UR 30-2	E	SIRANGA - GOT OMALO	ROUTINE MAINTE	3.6	510,300.00
	UR14	E	SIRANGA - SIMUR	ROUTINE MAINTE	4.0	477,000.00
	UR18	E	SIFUYO - NZOIA RIVER	ROUTINE MAINTE	4.1	477,000.00
	UR20	E	KONDIEK - WAWIRA	ROUTINE MAINTE	6.5	598,000.00
	UR42	G	LIGEGA - BONDO	SPOT IMPROV	0.3	162,400.00
	UR45	E	UKWALA - UYUNDO	SPOT IMPROV	3.0	763,375.00
	UR55	G	ABOKE - KAMGOLA	SPOT IMPROV	1.5	603,000.00
	UR64	E	UYUNDO - MAUNA	ROUTINE MAINTE	2.7	416,875.00

CONSTITUENCY	ROAD NO.	S.T	ROAD NAME	WORK CATEGORY	KMs	AMOUNT (Ksh)
	UR67	G	KORUKA - SEGA - MUSINDE	SPOT IMPROV	2.0	664,875.00
			TOTAL FOR : UGENYA		132.3	15,895,525.00
UGUNJA						
	D259-1	G	SIDINDI - SIGOMERE - NZOIA	ROUTINE MAINTE	12.0	1,249,197.00
	E1161	G	SIDINDI - SIGA	SPOT IMPROV	4.0	1,031,400.00
	E1166B	G	UHURU - OGASO	ROUTINE MAINTE	9.8	563,990.00
	E1170	G	MUDHIERO - MU-SANDA	ROUTINE MAINTE	7.4	1,004,312.00
	E142A	G	KISAMA - NGOP	SPOT IMPROV	6.2	1,267,740.00
	E142X	G	USIGINY - SIGOMRE	ROUTINE MAINTE	10.1	1,130,300.00
	E143-2	G	SANGO - NZOIA	ROUTINE MAINTE	6.0	734,956.00
	R9-SIAYA	E	AMBIRA - WUOROYA	ROUTINE MAINTE	3.5	603,260.00
	RAR2	E	SIMENYA - ULUDHI	SPOT IMPROV	3.0	771,210.00
	UR 28	E	NZOIA - LEGIO	SPOT IMPROV	0.6	335,800.00
	UR 30-1	E	LIGEGA - OMBWEDE	ROUTINE MAINTE	3.8	745,873.00
	UR 33	E	SIGOMERE - SOFIA	ROUTINE MAINTE	5.0	910,308.00
	UR36	G	SAVANA - AMBIRA	ROUTINE MAINTE	1.5	24,400.00
	UR39	E	WADH OBER - UGUNJA	SPOT IMPROV	5.0	1,341,500.00
	UR6	E	GOT OSIMBO - RANGALA	ROUTINE MAINTE	4.5	870,420.00
	UR60	E	LIGEGA - MASAM-BRA	SPOT IMPROV	2.0	1,223,890.00
	UR61	G	KAYOMBI - DAHO	SPOT IMPROV	3.0	699,600.00
	UR62	E	KAYOMBI - ULAMBA	ROUTINE MAINTE	4.4	759,480.00
	UR63	E	NZOIA - ULAWE	SPOT IMPROV	1.5	632,550.00
			TOTAL FOR : UGUNJA		93.3	15,900,186.00
ALEGO USONGA						
	D249-1	G	SIAYA - YALA SWAMP	ROUTINE MAINTE	18.3	1,873,500.00
	E1159	E	NYANGOMA - KOMUOK - OROMBE	ROUTINE MAINTE	2.7	196,450.00
	E1163	G	BORO - UWASI	ROUTINE MAINTE	19.8	1,717,200.00
	E1164	G	SIDUNDO - NYADORERA	ROUTINE MAINTE	3.3	488,550.00
	E1165	G	URANGA - NDERE	ROUTINE MAINTE	19.3	1,566,450.00
	E138 A	G	NYANDIWA - YALA SWAMP	ROUTINE MAINTE	10.2	2,024,100.00
	E140-2	G	PAP BORO - NDERE	ROUTINE MAINTE	4.5	624,450.00
	E140-3	G	KOBARE - ULAF	ROUTINE MAINTE	7.5	890,766.00
	E140-4	G	ULAF - NGIYA	ROUTINE MAINTE	5.0	676,050.00
	E143 A	G	UNYOLO - KODIERE	ROUTINE MAINTE	3.6	242,550.00
	E143-1	G	NYALWANGA - SANGO	ROUTINE MAINTE	3.6	168,000.00
	E387-1	E	ULAF - ULUDHI RIVER - KODIAGA	ROUTINE MAINTE	2.2	166,950.00
	R1-SIAYA	E	KOBARE - MALELE	ROUTINE MAINTE	14.8	1,204,500.00
	R2	E	KOBARE - ULUDHI	ROUTINE MAINTE	10.0	615,500.00
	R3-SIAYA	E	BAROLENGO - MA-LANGA	ROUTINE MAINTE	14.1	828,100.00
	R4-SIAYA	E	NYANGOMA - TING-WANG;I	ROUTINE MAINTE	8.3	533,500.00
	R9	E	NDERE - WUOROYA	ROUTINE MAINTE	5.5	311,700.00
	UR22	G	KARAPUL - NGIYA	ROUTINE MAINTE	8.5	888,369.00
	UR24	G	KADENGE - LAKE KANYABOLI	ROUTINE MAINTE	5.0	275,100.00
	UR34	E	KIRINDO - PAP NYADIEL	ROUTINE MAINTE	3.0	174,600.00
	UR54	E	PAPBORO - MBAGA	ROUTINE MAINTE	5.0	433,350.00
			TOTAL FOR : ALEGO USONGA		174.1	15,899,735.00
GEM						
	D248-1	G	KODIAGA - WAGAI	SPOT IMPROV	7.7	1,615,800.00
	D248-2	G	WAGAI - ONYIN-YORE	ROUTINE MAINTE	13.9	2,033,500.00
	D249-3	G	ULUDHI - MADEYA	SPOT IMPROV	6.7	1,470,500.00
	E1160	G	BARKALARE - MARENYO	SPOT IMPROV	3.4	1,325,000.00
	E382	G	PANYAKO - LUANDA	ROUTINE MAINTE	13.5	1,988,500.00
	E386	G	NYANGWESO - MU-HANDA	ROUTINE MAINTE	6.4	454,500.00
	R11J1-SIAYA	E	R11J1-SIAYA	ROUTINE MAINTE	6.1	957,000.00

CONSTITUENCY	ROAD NO.	S.T	ROAD NAME	WORK CATEGORY	KMs	AMOUNT (Ksh)
	R6-SIAYA	E	KAUDHA - OMOTH	SPOT IMPROV	3.4	1,389,500.00
	U_G1	E	SIALA - OGOMA - ALUOR	ROUTINE MAINTE	3.5	263,000.00
	U_G10	E	MUHANDA - ARUDE - NYATHENGE	SPOT IMPROV	0.9	329,000.00
	U_G13	E	SIALA - RAMULA	SPOT IMPROV	0.4	705,000.00
	U_G16	G	KAUDHA - OGENDO ABOM	SPOT IMPROV	1.1	1,148,000.00
	U_G18	G	KARARIW - SIRIWO	SPOT IMPROV	0.8	1,133,500.00
	U_G6	G	JINA - SAGAM	SPOT IMPROV	2.4	1,088,000.00
			TOTAL FOR : GEM		70.1	15,900,800.00
BONDO						
	D244	G	NYAMONYE - USENGE	ROUTINE MAINTE	14.2	2,091,550.00
	E1157	G	OPODA - ABOM	ROUTINE MAINTE	8.4	644,600.00
	E1176	G	JUNCT. D246 - R4 NYAMONYE	ROUTINE MAINTE	16.4	778,150.00
	E131	E	LIHUNDA - D246 BONDO	ROUTINE MAINTE	19.0	3,109,650.00
	E133	G	NANGO - MARANDA	ROUTINE MAINTE	12.4	2,116,850.00
	E136	E	USIGU - JUNCT. D244 KODINYA	ROUTINE MAINTE	3.3	512,000.00
	R5-BONDO	E	R5-BONDO	ROUTINE MAINTE	7.7	1,426,950.00
	R7-BONDO	G	NYAMONYE - BON-DO KWACH	SPOT IMPROV	6.6	1,666,750.00
	U_B10	E	JUNCT. E133 ALARA - JUNCT E1153 NYAMIRA	ROUTINE MAINTE	4.2	196,000.00
	U_B11	E	USIGU MKT. - UWARIA BEACH	ROUTINE MAINTE	1.2	115,350.00
	U_B7	G	AMOYO - CHAMAGAYA - ABIMBO	SPOT IMPROV	0.4	1,109,650.00
	U_B8	E	JUNCT. R19 DAG OMOLO - ABIMBO	ROUTINE MAINTE	3.1	372,000.00
	U_B9	E	MIGWENA - WICHLUM	SPOT IMPROV	5.2	1,751,500.00
			TOTAL FOR : BONDO		102.0	15,891,000.00
RARIEDA						
	E1154J1	G	KAPETRO - BONDO	ROUTINE MAINTE	13.2	2,341,666.00
	E154	E	GOBEI - MASALA	SPOT IMPROV	11.4	2,341,672.00
	R17A-BON-DO	E	R17A-BONDO	ROUTINE MAINTE	9.5	1,839,350.00
	U_C22	E	MASALA - ARAM	ROUTINE MAINTE	3.3	472,600.00
	UC 16	E	OWIMBI - OSINDO	ROUTINE MAINTE	12.0	2,007,144.00
	UC 17	E	KANDOLO - KA-BUONG	ROUTINE MAINTE	3.5	585,550.00
	UC 18	E	NDIGWA - NYAN-GOYE - NDUNYA	ROUTINE MAINTE	5.2	869,750.00
	UC 19	E	OYUDE - GUNDA RUT - OBOCH	ROUTINE MAINTE	7.0	1,170,500.00
	UC 21	E	LIKUNGU - MANYU-ANDA - OBENGE - KAMARIGA	ROUTINE MAINTE	9.0	1,505,250.00
	UC 23	E	RUMA - RANALO	ROUTINE MAINTE	4.2	635,600.00
	UC 24	E	KAYODO - RARIEDA - AKOM	ROUTINE MAINTE	7.9	1,318,400.00
	UC 25	E	NYAGOKO - RARIE-DA	ROUTINE MAINTE	5.8	813,300.00
			TOTAL FOR : RARIEDA		92.1	15,900,782.00
			TOTAL FOR : SIAYA		663.9	95,388,027.99
REGION: HOM-ABAY						
KASIPUL						
	E1026	G	DOL - KAROGO	ROUTINE MAINTE	6.4	1,120,699.20
	E1028	G	DOL - KANYADHI-ANG	ROUTINE MAINTE	11.8	1,199,718.40
	E1034	G	KOSELE NYAFARE	ROUTINE MAINTE	4.3	356,282.40
	E213	G	KARABOK - OY-OMBE	ROUTINE MAINTE	9.3	1,299,710.40
	E213X	G	NYANGIELA - OY-OMBE	ROUTINE MAINTE	10.9	1,325,810.40
	R17-HOMA BAY	G	NYANGIELA - AWACH - MAGUNGU	ROUTINE MAINTE	11.0	752,236.80
	R26-RA-CHUONYO	E	ORIANG - KIWIRO	ROUTINE MAINTE	4.4	751,819.20
	R37-RA-CHUONYO	E	KOTIENO - NYANG-IELA	ROUTINE MAINTE	5.4	889,952.00
	R42-KISII	E	DOL - MOSOCHO (DB KISII CENTRAL)	SPOT IMPROV	3.4	729,326.80
	R46-RA-CHUONYO	G	BONGO - KAGELO	ROUTINE MAINTE	12.9	1,446,148.80
	R47-RA-CHUONYO	G	NYAMENDE - BUOYE	ROUTINE MAINTE	4.3	745,659.60
	R48-RA-CHUONYO	G	UHURU - NYAERA	SPOT IMPROV	3.8	1,692,126.80
	R49J1-RA-CHUONYO	G	OYUGIS - KWOYO - KOTIENO	SPOT IMPROV	4.5	910,878.40

CONSTITUENCY	ROAD NO.	S.T	ROAD NAME	WORK CATEGORY	KMs	AMOUNT (Ksh)
	R49-RA-CHUONYO	E	DOL - KOTIENO	SPOT IMPROV	4.5	1,035,114.40
	U_F6112	E	ONYEGE - AWACH	SPOT IMPROV	5.2	1,202,920.00
	U_G64195	E	JN R49J1 (KWOYO) - OYOMBE	ROUTINE MAINTE	2.6	436,160.00
			TOTAL FOR : KASIPUL		104.4	15,894,563.60
KABONDO						
	E1029	G	OMIRO - POLY - KOCHOLA	SPOT IMPROV	5.2	1,100,724.00
	E209	G	OGERA - GAMBA	ROUTINE MAINTE	6.0	832,659.60
	E218	G	NYOMBULU - KOROKORO JUNCTION	ROUTINE MAINTE	5.2	903,906.80
	E218J1	G	RINGA - LIDA	ROUTINE MAINTE	13.5	1,547,950.40
	R33A-RA-CHUONYO	G	WANGAPALA - MAMBOLEO	ROUTINE MAINTE	6.8	1,310,301.20
	R33-RA-CHUONYO	G	WANGAPALA - RAMULA	SPOT IMPROV	3.8	896,494.40
	R33X-NYAM-IRA	G	MISAMBI - KAROTA	SPOT IMPROV	4.0	1,537,986.00
	R34-NYAM-IRA	G	KOROKORO - MIRUKA	ROUTINE MAINTE	3.5	692,334.40
	R44-RA-CHUONYO	G	KADONGO - KAROTA	SPOT IMPROV	5.2	1,204,010.40
	R45-RA-CHUONYO	G	CENTER - KILUSI - RAMBA	SPOT IMPROV	5.3	1,137,971.60
	R6-RA-CHUONYO	G	MIKAI - APONDO	ROUTINE MAINTE	4.8	780,459.60
	U_F6129	E	KADONGO - KILUSI	SPOT IMPROV	6.6	1,321,831.60
	URA23-RA-CHUONYO	E	KADONGO - SINO	ROUTINE MAINTE	16.9	2,635,288.00
			TOTAL FOR : KA-BONDO		86.7	15,901,918.00
KARACHUONYO						
	E1027	G	KANDIEGE - OTARO	ROUTINE MAINTE	5.0	963,739.60
	E1028	G	DOL - KANYADHI-ANG	SPOT IMPROV	6.2	1,342,131.60
	E1034A	E	SAMBA - RAKWARO	ROUTINE MAINTE	5.1	812,440.80
	E1035	G	NGEGU - MIJERI BRIDGE - BALA	SPOT IMPROV	3.6	898,686.80
	E1035A	E	KODULA - HOT SPRINGS	SPOT IMPROV	3.5	1,170,834.40
	E213J1	E	OYOMBE - WAGWE	ROUTINE MAINTE	17.1	2,074,636.80
	E215	E	KODULA - PALA	ROUTINE MAINTE	11.0	1,570,268.80
	R26-RA-CHUONYO	E	ORIANG - KIWIRO	ROUTINE MAINTE	8.8	826,430.40
	R38-RA-CHUONYO	E	NGETA - OTARO	SPOT IMPROV	5.6	1,418,680.00
	R40-RA-CHUONYO	E	BWARE - SEKA	ROUTINE MAINTE	4.8	770,634.40
	U_G63953	G	JN C19 (JERRY) - ORIWO SECONDARY SCHOOL	ROUTINE MAINTE	3.2	556,034.40
	U_G63970	E	JN E1027 (KANDI-EGE) - UHURU	SPOT IMPROV	4.3	1,183,849.60
	URA14-RA-CHUONYO	G	KOSELE - KANYAND-HIANG	ROUTINE MAINTE	9.3	1,322,991.60
	URA18-RA-CHUONYO	E	JN E213J1 (ADHIRO SCHOOL) - DOS OFFICE	SPOT IMPROV	4.8	983,622.00
			TOTAL FOR : KARA-CHUONYO		92.4	15,894,981.20
RANGWE						
	D215	G	DB MIGORI - DB KISII CENTRAL	ROUTINE MAINTE	13.7	1,663,648.80
	E1035	G	NGEGU - MIJERI BRIDGE - BALA	SPOT IMPROV	5.2	1,115,479.20
	E212	G	OMOYA - NDIRU	ROUTINE MAINTE	6.2	998,110.40
	E212A	G	JN E214 (NDIRU) - NYOKAL	ROUTINE MAINTE	5.1	803,242.00
	E214	G	RANGWE - NDIRU - DB RACHUONYO	SPOT IMPROV	6.6	1,596,856.00
	R13-HOMA BAY	G	D215 - SINEMA	SPOT IMPROV	4.9	1,421,510.40
	R5-HOMA BAY	E	MANYATTA - NYAWITA	ROUTINE MAINTE	6.3	884,859.60
	R62-HOMA BAY	G	RANDUNG - OBOKE	SPOT IMPROV	4.6	1,455,811.60
	R63-KISII	G	C18 - D215 DB KISII CENTRAL	ROUTINE MAINTE	6.5	1,171,878.40
	R6-HOMA BAY	G	NYAUU - MARIWA	ROUTINE MAINTE	8.2	1,248,670.40
	RAR40-HO-MA BAY	G	JN. R6 - AKADO PRI-MARY SCHOOL	ROUTINE MAINTE	3.2	167,562.00
	U_G6994	E	YAO KOSIGA - ON-JINYO	ROUTINE MAINTE	2.9	536,442.00
	URA16-HO-MA BAY	G	OLARE - MARIWA	ROUTINE MAINTE	7.3	913,778.40
	URA18-HO-MA BAY	E	OMOYA - OLUSO - RABANGO	ROUTINE MAINTE	12.8	1,160,980.20
	URA30-HO-MA BAY	E	JN E214 - MAUGO PRIMARY SCHOOL	SPOT IMPROV	3.0	760,867.20
			TOTAL FOR : RANGWE		96.5	15,899,696.60
HOMA BAY TOWN						

CONSTITUENCY	ROAD NO.	S.T	ROAD NAME	WORK CATEGORY	KMs	AMOUNT (Ksh)
	E1020	G	KOGWE - D215	ROUTINE MAINTE	6.0	843,482.40
	E211	G	C20 KABUNDE - IMBO	ROUTINE MAINTE	6.8	791,839.20
	G1-HOMA BAY	E	WATER SUPPLY ACCESS ROAD	SPOT IMPROV	3.0	745,566.80
	R12-HOMA BAY	G	DISII - OGWEYO	ROUTINE MAINTE	6.1	877,226.80
	R15-HOMA BAY	G	RUGA - LALA	ROUTINE MAINTE	10.8	1,166,078.40
	R7-HOMA BAY	G	NYALKINYI - IMBO	ROUTINE MAINTE	10.4	1,284,978.40
	URA12-HO-MA BAY	E	JN C20 (PIER) - KANANGA BEACH	ROUTINE MAINTE	10.0	1,687,011.20
	URA21-HO-MA BAY	E	GOT KOKECH - KOTEWA - MA-SAKLA	SPOT IMPROV	13.0	3,545,540.00
	URA23-HO-MA BAY	E	RODI KOPANY - NYAMBORI OREGO SCHOOL	SPOT IMPROV	8.0	2,959,160.00
	URF1-HO-MA BAY	E	MAGARE - KANAN-GA BEACH	SPOT IMPROV	5.7	1,510,714.40
	URP15-HO-MA BAY	E	MARINDI - NYAN-GUU	ROUTINE MAINTE	5.0	499,322.00
			TOTAL FOR : HOMA BAY TOWN		84.8	15,910,919.60
NDHIWA						
	D211	E	KOWUONDA - DB MIGORI	SPOT IMPROV	3.0	779,032.80
	D212	E	KAGAGA - DB MIGORI	ROUTINE MAINTE	13.8	2,168,828.80
	E1016	G	NDHIWA - SIDEDE	ROUTINE MAINTE	10.3	1,801,364.00
	E1019	G	KOBODO - MALELA	ROUTINE MAINTE	9.4	1,282,844.00
	E1019J1	G	OKOK - KOBODO	SPOT IMPROV	4.2	871,020.80
	E1033	E	GOT KOJOWI - DEPE	ROUTINE MAINTE	7.5	1,101,199.60
	E110	G	AMOYO - OTANGE	SPOT IMPROV	3.4	2,184,291.60
	E116	E	RATANGA - MBANI	ROUTINE MAINTE	5.5	985,686.80
	R10-HOMA BAY	G	PALA KOGUTA - OTIGO BRIDGE	ROUTINE MAINTE	4.2	730,382.40
	R14-HOMA BAY	G	OTIGO BRIDGE - NDHIWA	ROUTINE MAINTE	9.8	661,478.40
	URA3-HO-MA BAY	E	UNGA - SANGO	ROUTINE MAINTE	9.5	1,755,729.60
	URA4-HO-MA BAY	E	ADEK - SIKWADHI	ROUTINE MAINTE	13.7	1,570,268.80
			TOTAL FOR : NDHIWA		94.2	15,892,127.60
MBITA						
	D210	G	MBITA - KARUNGU	ROUTINE MAINTE	9.8	1,583,910.40
	E1021	G	LUANDA - NYABERA	ROUTINE MAINTE	5.0	427,019.20
	E1022	G	KAMSAMA - USAO	ROUTINE MAINTE	10.2	1,161,020.80
	E117	E	KADIO - KIPASI	SPOT IMPROV	5.3	1,409,910.40
	E117A	E	KIPASI - KAISAO	ROUTINE MAINTE	10.2	1,131,336.40
	E118	G	KOGUTA - NYABERA	SPOT IMPROV	5.5	1,504,682.40
	R23-SUBA	E	SINDO - KOMBE	ROUTINE MAINTE	6.0	496,619.20
	URA1J1-SU-BA	E	RAMBEM - GODE ARIYO - JN	ROUTINE MAINTE	12.0	2,197,573.60
	URA8-SU-BA	E	KAMSAMA - OSODO	SPOT IMPROV	3.0	923,360.00
	URA9-SU-BA	E	GOD JOPE - KOYANI	SPOT IMPROV	2.8	551,649.60
	URF4-SUBA	E	KIPASI - USAO - UWI	ROUTINE MAINTE	10.1	1,261,511.60
	URP20-SU-BA	E	KISUI - KIRAMBO	ROUTINE MAINTE	4.9	816,326.80
	URP21-SU-BA	E	C19 WAONDO - MIRUNDA	SPOT IMPROV	3.4	733,711.60
	URP25-SU-BA	E	WAYAGI - KAS-WANGA	ROUTINE MAINTE	4.2	751,042.00
	URP31-SU-BA	E	KAMSAMA - RAPO-RA-GOD JOPE	ROUTINE MAINTE	5.0	951,130.40
			TOTAL FOR : MBITA		97.4	15,900,804.40
SUBA						
	E1021	G	LUANDA - NYABERA	ROUTINE MAINTE	6.2	835,478.40
	E113J2	E	LAKNYIERO - OTATI - DB MIGORI	ROUTINE MAINTE	7.3	1,130,118.40
	E114	G	SINDO - NYAND-HIWA	ROUTINE MAINTE	45.0	2,661,875.20
	E114A	E	NYANDHIWA - KIABUYA	ROUTINE MAINTE	12.4	2,138,390.40
	E115A	E	MAGUNGA - OTATI	ROUTINE MAINTE	9.8	1,286,068.80
	E118	G	KOGUTA - NYABERA	SPOT IMPROV	5.5	1,351,697.60
	R23-SUBA	E	SINDO - KOMBE	ROUTINE MAINTE	6.7	1,122,891.60
	R26-SUBA	E	SINDO - MISARE	ROUTINE MAINTE	5.3	789,936.80
	R57-SUBA	E	TONGA - KISAKU - KASONGO	ROUTINE MAINTE	9.6	763,059.60

CONSTITUENCY	ROAD NO.	S.T	ROAD NAME	WORK CATEGORY	KMs	AMOUNT (Ksh)
	URA2-SUBA	E	OTATI - KIGOTO	ROUTINE MAINTE	10.6	1,632,201.20
	URP30-SUBA	G	LUANDA OLOO - MIORORRE	SPOT IMPROV	5.0	1,072,907.20
	URP7-SUBA	G	KIGOTO - NYAMADEDE	SPOT IMPROV	4.2	1,115,374.80
			TOTAL FOR : SUBA		127.6	15,900,000.00
			TOTAL FOR : HOMABAY		784.0	127,195,011.00
REGION: NYAMIRA						
WEST MUGIRANGO						
	D237	G	(C21) BONDENI-(D223) MAGOMBO	SPOT IMPROV	8.9	3,000,926.96
	E1059	G	(D224)KEBIRIGO - KIAMBERE - (D224) NR. MOSOBETI	SPOT IMPROV	3.4	2,593,516.02
	E1066	E	(C21) TINGA -KIANUNGU (D237) KENYERERE	SPOT IMPROV	0.2	1,187,323.85
	E208	E	(E199) MIRUKA-BOMABACHO	SPOT IMPROV	1.7	2,655,467.16
	R29-NYAMIRA	E	(D221) BONYUNYU - MABUNDU- (C21) SIRONGA	ROUTINE MAINTE	9.0	1,009,050.76
	R43-NYAMIRA	G	(R29) MABUNDU - (E199)NYAMIRA	SPOT IMPROV	3.3	1,053,153.70
	R51-NYAMIRA	E	(D222)NYAMAIYA - BOMABACHO - (E217)KAROTA	SPOT IMPROV	8.3	2,400,299.62
	U_G64506	G	RIAMOBAYA - RIAKIMAI	SPOT IMPROV	1.4	2,000,248.97
			TOTAL FOR : WEST MUGIRANGO		36.2	15,899,987.03
KITUTU MASABA						
	D221	G	(E199)MOTOBO -(C21)MOTEMOMWAMU	SPOT IMPROV	12.0	3,110,857.87
	E1056	SD	(D223) NYANGORI - (B3)KEGATI	SPOT IMPROV	10.4	2,900,111.62
	E1065	G	(D220) TOMBE - (E1056) MIRIRI - GEKANO DISPENSARY	ROUTINE MAINTE	9.8	1,033,207.48
	E1067	G	(B3) BIRONGO -(D223) GUCHA	SPOT IMPROV	5.5	2,000,474.43
	E1142J1	E	(E1056) GIRANGO - SENGERA - (D223)	SPOT IMPROV	6.1	2,001,303.59
	T1107-NYAMIRA	G	(1056) KIOMOSO - KIENDEGE - (D223) IRIANYI	SPOT IMPROV	6.4	3,004,983.43
	U_G64608	G	(D224) MOCHENWA - NR. KARANTINI	SPOT IMPROV	1.4	1,849,064.25
			TOTAL FOR : KITUTU MASABA		51.6	15,900,002.66
NORTH MUGIRANGO						
	D222	G	(C21)EKERENYO-(E199)NYAMAIYA	ROUTINE MAINTE	14.0	2,679,204.87
	E1049	SD	(C21) NR. IKONGE - (E225) ITIBO	SPOT IMPROV	3.3	1,191,226.64
	E1062	G	(A1) CHABERA - (D222) OBWARI	ROUTINE MAINTE	10.1	1,284,386.97
	E1135	G	(A1) DB RACHUONYO-(C22) MAGWAGWA	SPOT IMPROV	8.1	2,318,876.28
	E208J1	SD	MAGWAGWA - NYAMUSI-BOMABACHO	SPOT IMPROV	13.3	3,433,924.45
	E225	E	(C21) NYARAMBA - ISINTA - (D225) MOKOMONI	ROUTINE MAINTE	12.7	1,955,167.62
	U_G64458	G	MATONGO CATTLE DIP-MATONGO PRY SCH-NYABWARORO	SPOT IMPROV	0.8	3,037,215.87
			TOTAL FOR : NORTH MUGIRANGO		62.2	15,900,002.71
BORABU						
	D225	E	(C22) KITARU - (D224) MOKOMONI	SPOT IMPROV	10.7	3,000,401.23
	E195	G	(B3) AMAKARA - ISOGE - (B3) CHEBILAT	SPOT IMPROV	12.7	4,003,677.51
	R113-NYAMIRA	G	(R113)OMONYENYA - KINENI - MANGA GIRLS	SPOT IMPROV	9.3	2,896,622.85
	T1110-NYAMIRA	G	(E225)NYARAMBA - KIABONYORU SEC SCHOOL	SPOT IMPROV	3.0	3,000,071.12
	U_E6193	G	(E199) NYAMIRA -NYANGOSO- ENDIBA	SPOT IMPROV	3.6	2,999,236.44
			TOTAL FOR : BORABU		39.3	15,900,009.16
			TOTAL FOR : NYAMIRA		189.3	63,600,001.55
REGION: MIGORI						
RONGO						
	D204	E	A1 RANEN - C17 MOGUNGA	SPOT IMPROV	3.4	1,299,099.83
	D215	E	C20 NYARACH - A1 SUNEKA	ROUTINE MAINTE	9.8	1,368,743.46
	E1018	G	D215 OBOKE - E201 TUKJOWI	ROUTINE MAINTE	9.2	1,526,182.59
	E1032	E	D212 RANEN - A1 RAKWARO - OYUGI OGANGO	ROUTINE MAINTE	4.7	610,645.94
	E201	G	C20 OPAPO - D215 NDEGE ORIEDO - KAMAGAMBO A1	SPOT IMPROV	5.2	1,616,786.20
	E205	G	DB S. MUGIRANGO - C20 RIOSIRI	ROUTINE MAINTE	9.9	614,297.95
	E205A	G	KITERE - TOKU BRIDGE- CHAMGIWADU	ROUTINE MAINTE	10.0	914,669.00
	E206	G	E109 KUOYO KODALO - A1 RONGO	ROUTINE MAINTE	4.4	342,917.98
	RAR22	E	SANGO-MARRAM	ROUTINE MAINTE	5.1	748,244.38
	RAR44	G	C20 WINYO -NYABURU-MARERA A1	ROUTINE MAINTE	11.2	842,975.90
	RAR45	E	NYARACH-OFUONGA-KANYADGIRO	ROUTINE MAINTE	7.0	694,379.98
	RAR46	E	NDEGE ORIEDO-URIRI-OCHOL	ROUTINE MAINTE	8.0	1,278,440.66
	URA14	G	OPAPO-RAKWARO	ROUTINE MAINTE	14.1	854,417.95
	URF50	E	A1 JUNCTION-SIALA TECHNICAL	ROUTINE MAINTE	1.8	323,840.32
	URF54	G	D215- MIYARE SCHOOL	ROUTINE MAINTE	4.0	645,749.91
	URP12A	E	MATAFARI-PAPKONDIGO	ROUTINE MAINTE	4.0	549,623.48
	URP13-	G	KANGESO-RAIRI-RONGO	ROUTINE MAINTE	6.1	765,175.01
	URP14	G	NGODHE-KASERE	ROUTINE MAINTE	6.0	903,805.69
			TOTAL FOR : RONGO		123.9	15,899,996.22
AWENDO						
	D202J1	G	A1 AWENDO - C13 GAME	ROUTINE MAINTE	15.0	1,807,998.05
	D203	G	MARIWA - DB TRANSMARA	ROUTINE MAINTE	5.1	872,273.97
	D204	E	A1 RANEN - C17 MOGUNGA	ROUTINE MAINTE	3.4	483,835.93
	D212	E	DB HOMABAY - A1 RANEN	ROUTINE MAINTE	16.0	1,791,290.83
	E1032	E	D212 RANEN - A1 RAKWARO - OYUGI OGANGO	ROUTINE MAINTE	7.3	503,303.76
	E108	G	RAPOGI - DEDE	ROUTINE MAINTE	11.3	1,301,092.65
	E109	G	DEDE-KUOYO KODALO - LUANDA KAWUOR	ROUTINE MAINTE	11.5	1,514,464.80
	E204	E	D202J1 MARIWA - D204X NYAONDO	ROUTINE MAINTE	9.2	593,084.89
	UNCL SERE- RINYA	E	UNCL SERE- RINYA	ROUTINE MAINTE	8.0	599,604.00
	URA16	E	ODONGO ERR-SIRUTI-RANJIRA	ROUTINE MAINTE	6.0	700,586.10
	URA20	E	MITWE-ANGO-GO-NYASORE	ROUTINE MAINTE	8.0	1,155,897.97
	URA7	G	CB URIRI - ULANDA	SPOT IMPROV	2.8	852,425.08
	URF51	G	NYAKURU - NYAROMBO	SPOT IMPROV	2.0	880,158.56
	URF53	G	D212 DEDE - NYAROMBO- NYAKURU	SPOT IMPROV	6.0	2,577,377.15
	URP38	E	OGWAM-RONDO-OTACHO-RANEN	ROUTINE MAINTE	5.6	267,530.54
			TOTAL FOR : AWENDO		117.2	15,900,924.28
URIRI						
	D202J1	G	A1 AWENDO - C13 GAME	ROUTINE MAINTE	15.0	413,257.24
	D211	E	ORIA BRIDGE -URIRI A1	ROUTINE MAINTE	22.7	2,307,775.78
	E1008	G	OYANI A1 - OYANI MALO	ROUTINE MAINTE	15.6	1,278,901.48
	E1009	G	GOD JOPE - OYANI MALO	ROUTINE MAINTE	16.1	2,330,361.39
	E101	G	SEME MAGAWA - URIRI A1	ROUTINE MAINTE	14.4	1,314,141.41
	E1010	E	URIRI A1- NYABERA	ROUTINE MAINTE	7.6	623,721.58
	E1012	G	NYARAGO - MANYONGE	ROUTINE MAINTE	6.6	466,110.42
	E103	E	OSIRI - OYANI A1	ROUTINE MAINTE	33.9	1,803,698.22
	E107	G	OTHORO - KABWANA	SPOT IMPROV	4.8	1,532,234.90
	E108	G	RAPOGI - DEDE	SPOT IMPROV	0.9	355,159.38
	S5019-MIGORI	E	CONER KOTIENO - ROMBE	ROUTINE MAINTE	6.5	731,284.78
	S5022-MIGORI	E	MORI - AMOSO - RAPOGI	SPOT IMPROV	0.3	569,855.44
	S5058-MIGORI	E	MUKUYU - GOT AYAYO - ACHUTH	ROUTINE MAINTE	4.2	600,089.03
	URA10 MIGORI	E	KAMIN OLEWE-WAREGA	ROUTINE MAINTE	5.3	456,163.19
	URA13	G	THIMLICH-KABWANA	ROUTINE MAINTE	19.0	622,499.23
	URP2	G	NYABINGA - KAMIN OLEWE	ROUTINE MAINTE	2.0	186,676.84

CONSTITUENCY	ROAD NO.	S.T	ROAD NAME	WORK CATEGORY	KMs	AMOUNT (Ksh)
	URP8	E	MASAA - PINY OWACHO	ROUTINE MAINTE	6.0	308,026.40
			TOTAL FOR : URIRI		180.9	15,899,956.71
NYATIKE						
	D210	E	MASARA - AGOLO-MUOK	ROUTINE MAINTE	41.0	2,892,712.49
	D214	G	NYAKORE - OSANI	ROUTINE MAINTE	13.6	1,576,493.51
	E1015	G	MIGORI - MA-CALDER	ROUTINE MAINTE	5.5	408,041.60
	E103A	G	OKENGE- MA-CALDER	ROUTINE MAINTE	7.0	550,451.04
	E103XB	E	OSIRI - SEME MAGAWA	ROUTINE MAINTE	6.3	906,684.30
	E104	G	OTHO - KABABU	ROUTINE MAINTE	23.6	1,041,545.15
	E115	G	RAGUDA - OTATI - KOGORE	SPOT IMPROV	0.3	1,073,194.38
	RAR1	G	OKENGE - LUANDA KONYANGO	ROUTINE MAINTE	12.6	995,478.36
	RAR10	E	OTHO - GOT KACHOLA	ROUTINE MAINTE	10.6	551,061.18
	RAR2	E	THIMLICH - OKENGE	SPOT IMPROV	2.0	408,231.26
	RAR3	E	KITUKA - OKENGE	ROUTINE MAINTE	10.4	714,703.16
	URF3	G	RABWAO-KUWAIT BEACH	ROUTINE MAINTE	3.7	714,214.55
	URF6	E	ANGUGO-KABUTO	ROUTINE MAINTE	3.8	276,811.91
	URP15	G	OODI-OTATI	ROUTINE MAINTE	15.0	987,851.90
	URP16 NYATIKE	E	THIMLICH-KOGORE	ROUTINE MAINTE	22.0	1,125,810.16
	URP17	E	OTHOO KAMATIN-DE-TULU ANEKO	ROUTINE MAINTE	13.8	629,503.95
	URP18 NYATIKE	E	KOGORE-KIRANDA	ROUTINE MAINTE	13.2	1,043,208.26
			TOTAL FOR : NYATIKE		204.4	15,895,997.18
KURIA EAST						
	D201	E	TARANGANYA - KEHANCHA	ROUTINE MAINTE	20.0	1,527,613.81
	E163	P	NYAMETABURO - ISEBANIA	ROUTINE MAINTE	19.9	1,986,691.97
	E164	G	MASABA-TARAN-GANYA	ROUTINE MAINTE	26.1	525,555.21
	E166	G	TEBESI RIVER - ISEBANIA	ROUTINE MAINTE	18.1	1,906,620.29
	E167	G	NTIMARU-GWITEM-BE	ROUTINE MAINTE	7.7	683,388.41
	R2-KURIA	G	MAETA -SAKURI	SPOT IMPROV	1.0	1,173,522.80
	R4	G	MAKARARAN-GWE-TARAGAI	SPOT IMPROV	3.4	699,614.54
	R5A	E	GIMURI-TARAGAI	ROUTINE MAINTE	12.5	898,586.68
	URA10	G	NTIMARU-CAANAN	ROUTINE MAINTE	3.5	416,541.72
	URF1A	G	NGURUNA-BIASU-MU	ROUTINE MAINTE	8.9	889,740.90
	URF4	E	MASANGORA - GWIKONGE	ROUTINE MAINTE	6.7	805,425.90
	URF5	G	MAKONGE-KIA-MAKEBE	ROUTINE MAINTE	7.7	682,514.62
	URF7	G	KEGONGA-KORO-MANGUCHA	ROUTINE MAINTE	6.0	709,820.48
	URF8	G	KENDEGE-MT.HILLL HOSPITAL	SPOT IMPROV	2.9	627,013.61
	URP10	E	MAETA-KOROMAN-GUCHA	ROUTINE MAINTE	3.4	475,016.49
	URP13	E	GIBARORI-MAETA	ROUTINE MAINTE	5.8	488,864.95
	URP16	G	KEMOKABA - NYA-BIKONGORI	ROUTINE MAINTE	6.0	564,631.38
	URP7	E	NYAMARANYA - KWIGOGO	ROUTINE MAINTE	7.8	827,705.95
			TOTAL FOR : KUR-IAEAST		167.3	15,888,869.74
KURIA WEST						
	D201	E	TARANGANYA - KEHANCHA	ROUTINE MAINTE	20.0	921,956.93
	E1003	SD	ISEBANIA - BIAMITI - DB MIGORI	ROUTINE MAINTE	14.6	1,109,477.14
	E1004	G	NYABOHANSE-TOM MBOYA	ROUTINE MAINTE	13.1	947,788.77
	E1007	G	IKEREGE-NYAMA-GAGANA	ROUTINE MAINTE	5.7	533,510.10
	E1030	G	MOTEMORA-BU-MABERA	ROUTINE MAINTE	7.6	651,815.24
	E1031	G	KUMUM-WAMU-KUBWEYE	ROUTINE MAINTE	6.3	381,448.18
	E163A	G	NYAMETABURO -ISEBANIA	ROUTINE MAINTE	6.0	692,883.06
	E164-KURIA WEST	G	MASABA- TARAN-GANYA	ROUTINE MAINTE	19.6	1,666,610.94
	E166-KURIA	G	TEBESI RIVER -NTIMARU	ROUTINE MAINTE	18.1	1,440,644.95
	R6	G	NYABOHANSE-GE-TONGANYA	ROUTINE MAINTE	12.3	814,011.63
	URA4-KURIA	G	SORORE-KIO-MAKEBE	ROUTINE MAINTE	8.6	743,532.88
	URF2	G	NYAMAGAGANA - KOMBE	ROUTINE MAINTE	7.5	993,037.16
	URF3	G	KUMUMWAMU-NY-ABOHANSE	ROUTINE MAINTE	3.7	211,035.38
	URF9	E	NYACHABO-NGI-SIRU	ROUTINE MAINTE	4.1	756,812.39
	URP11	E	NYAMAGAGA-NA-KORUBUNYIGE	SPOT IMPROV	3.0	665,229.94
	URP12	E	KARAMU-NGISIRU	ROUTINE MAINTE	4.0	208,366.92
	URP15-KURIA	E	NYAMOTAMBE - NGISIRU	ROUTINE MAINTE	5.0	745,759.78
	URP17-KURIA	G	GUKIGUKU - IHORE	SPOT IMPROV	0.4	323,232.03
	URP18	E	GUKIGUKU -MO-HETO	ROUTINE MAINTE	3.6	575,269.78
	URP2A	G	KUBWEYE -IRAHA	ROUTINE MAINTE	3.2	229,232.94
	URP3A	G	GETONGAN-YA-NYANCHABO	ROUTINE MAINTE	4.2	711,799.50
	URP4	E	KEBURUI-NYAME-TABURO	ROUTINE MAINTE	6.6	405,575.76
	URP8 -KURIA	G	KOMBE - SAGEGI	ROUTINE MAINTE	1.6	170,426.74
			TOTAL FOR : KURIA WEST		178.7	15,899,458.13
SUNA EAST						
	E1005	G	MIGORI - YADUONG	SPOT IMPROV	11.8	2,696,490.18
	E1009B	G	GOD JOPE - STEL-LA B	ROUTINE MAINTE	2.0	274,063.99
	E1015	G	MIGORI - MA-CALDER	ROUTINE MAINTE	17.0	2,006,012.36
	E101J1	G	KAKRAO - OG-WEDHI	ROUTINE MAINTE	22.3	2,129,995.79
	R73-MIGORI	G	KAKRAO - SIBUOCHE	ROUTINE MAINTE	16.0	1,661,339.82
	URA4	E	SLAUGHTER - MAGINA	ROUTINE MAINTE	3.2	392,757.23
	URF22	E	BONDO- NYABI-SAWA	ROUTINE MAINTE	1.6	126,661.69
	URF23	E	MWACHE - AHEDO	ROUTINE MAINTE	2.7	283,594.32
	URF24	G	KASEMBO-CHUN-GNI	SPOT IMPROV	3.8	925,293.08
	URF26	E	AJENGO-OTACHO	SPOT IMPROV	3.0	866,896.15
	URF28	E	KONAKOG-WANG-GOD	SPOT IMPROV	2.0	856,892.24
	URF41	E	MAGINA-TIGINA	SPOT IMPROV	2.5	673,942.15
	URF48	E	ALARA-MARIENGA	ROUTINE MAINTE	4.0	600,166.56
	URP30	E	OPASI-MIRUNGA	ROUTINE MAINTE	5.0	701,138.98
	URP5	G	NGEGE-RABUOR	ROUTINE MAINTE	12.6	1,705,308.06
			TOTAL FOR : SUNA-EAST		109.5	15,900,552.60
SUNA WEST						
	D210	E	MASARA - AGOLO-MUOK	ROUTINE MAINTE	2.6	198,093.49
	E105A	G	TAGACHE - WINJO -GIRIBE	SPOT IMPROV	1.3	821,533.88
	RAR6	G	BONDO - MUKURO	ROUTINE MAINTE	13.6	2,321,565.13
	RAR7	G	BONDO - NAMBA KOLOO	ROUTINE MAINTE	16.1	1,254,093.30
	URA18	E	KOWINO-BONDO NYIRONGE	ROUTINE MAINTE	8.2	944,965.06
	URF13	G	GOD KWER-MAGA-CHA	ROUTINE MAINTE	5.0	898,159.01
	URF17	G	NYABISAWA-KORUA	ROUTINE MAINTE	5.0	410,629.41
	URF18	G	SAGERO-NDONYO	SPOT IMPROV	5.0	1,039,884.80
	URF19	G	MUKURO-KABOBO	ROUTINE MAINTE	5.3	516,984.36
	URF20	G	MUKURO-NYARON-GI	ROUTINE MAINTE	4.5	380,013.92
	URF24	G	KASEMBO-CHUN-GNI	ROUTINE MAINTE	3.8	707,403.41
	URF27	E	KOPANGA-BOYA	ROUTINE MAINTE	2.0	184,882.40
	URF49	E	KIPINGI-MACHICHA	SPOT IMPROV	1.2	611,844.82
	URF4-MIGORI	G	SIDIANYI -NYAILIN-GA -RAMUYA	SPOT IMPROV	3.0	974,217.67
	URP22	E	BONDO - NYABI-SAWA	ROUTINE MAINTE	3.8	213,753.98
	URP2B	E	KOPANGA - MA-GONGO	ROUTINE MAINTE	3.6	403,065.47
	URP39	E	PINY OYIE-NYAM-BONA	SPOT IMPROV	3.0	2,316,896.34
	URP4	E	BONDO-PETALS	SPOT IMPROV	4.4	1,043,516.09
	URP40	E	MANYERA-MOBA-CHI-MASARIA	ROUTINE MAINTE	6.0	658,763.03
			TOTAL FOR : SUNA WEST		97.4	15,900,265.57
			TOTAL FOR : MIGORI		1,179.2	4,835,440.45
REGION: KAJIADO						
KAJIADO CEN-TRAL						
	E395	E	JCN A 104 NDIA-LONGOI - JCN D524 ESELENKEI	ROUTINE MAINTE	24.0	3,661,064.63

CONSTITUENCY	ROAD NO.	S.T	ROAD NAME	WORK CATEGORY	KMs	AMOUNT (Ksh)
	E406	G	JCN C58 KAMUKURU - JCN A104 KAJIADO	SPOT IMPROV	7.0	2,030,584.56
	UNCL 59	E	OLOSUYAN - ESOKOTA - KAJIADO	ROUTINE MAINTE	21.0	4,048,637.78
	UNCL 60	E	KAJIADO - SAJILONI - ENKORIKA	SPOT IMPROV	25.0	6,159,686.86
			TOTAL FOR : KAJIADO CENTRAL		77.0	15,899,973.83
KAJIADO EAST						
	UNCL 61	E	KITENGELA - SHOLINKE - PIPELINE	SPOT IMPROV	21.0	5,391,508.18
	UNCL 62	E	OLOOSIRIKON ERANGAU - SHOLINKE	SPOT IMPROV	11.5	3,788,748.48
	UNCL 63	E	ACACIA OLOIKA - MONCHIRI	SPOT IMPROV	13.5	4,518,037.60
	UNCL 64	E	NAMUNYAK - NASERIAN	ROUTINE MAINTE	15.0	2,201,750.76
			TOTAL FOR : KAJIADOEAST		61.0	15,900,045.02
KAJIADO WEST						
	D526	G	JCN D523 KIMUKA - JCN C 58 KISAMES	ROUTINE MAINTE	15.0	2,883,250.54
	E1497	G	ENTASOPIA - MAGADI	ROUTINE MAINTE	38.2	4,867,877.20
	E406	G	JCN C58 KAMUKURU - JCN A104 KAJIADO	ROUTINE MAINTE	20.5	3,729,417.25
	E414	G	JCN E1490 NAJILE - JCN D523 MALULUI	ROUTINE MAINTE	34.0	4,419,412.67
			TOTAL FOR : KAJIADO WEST		107.7	15,899,957.66
KAJIADO SOUTH						
	D536	G	JCN C102 IILASIT - NJUKINI DB	ROUTINE MAINTE	38.9	6,603,361.04
	E1824	E	JCN C102 LOITOKTOK - RONGAI - MURTOT	ROUTINE MAINTE	17.6	2,429,747.60
	U_G71244	E	KIMANA - ENGATA NGIMA - EYOTOTOI	ROUTINE MAINTE	30.0	2,090,748.50
	U_G71246	E	MBIRIKANI - OLTIASIKA.	ROUTINE MAINTE	46.0	4,775,755.55
			TOTAL FOR : KAJIADO SOUTH		132.5	15,899,612.70
KAJIADO NORTH						
	E1492	G	NGONG TOWN - JCN E702 OLOLUA FOREST.	SPOT IMPROV	5.1	3,888,300.56
	E1494	SD	MATASIA - KANDISI	SPOT IMPROV	6.3	3,933,351.29
	E1496	SD	JCN C58 RIMPA - JCN E1495 NAZAREEN UNIVERSITY.	SPOT IMPROV	6.0	4,310,461.86
	E418	G	NGONG – KAHARA	SPOT IMPROV	13.9	3,765,425.56
			TOTAL FOR : KAJIADO NORTH		31.3	15,897,539.28
			TOTAL FOR : KAJIADO		409.5	79,497,128.48
REGION: KERICHO						
KIPKELION EAST						
	E1102	G	B1 LONDIANI - TULWAP DISPENSARY	SPOT IMPROV	7.7	2,000,768.00
	U_G712585	G	U_G712585	SPOT IMPROV	0.5	1,600,858.00
	U_G712588	G	U_G712588	SPOT IMPROV	1.2	3,500,126.00
	U_G712665	E	B1 CHEPSIR - KAPCHABAS - D312 TENDWET	SPOT IMPROV	0.8	3,800,856.00
	U_G712743	E	B1 SITIAN - E1100 JUNCTION	SPOT IMPROV	3.2	4,999,136.00
			TOTAL FOR : KIPKELIONEAST		13.4	15,901,744.00
AINAMOI						
	D229	G	B1 KERICHO - AINAMOI - B1 KAPSOIT	SPOT IMPROV	17.1	3,999,216.00
	E1096	G	D312 KAPSAOS - D229 AINAMOI	SPOT IMPROV	12.0	4,499,640.00
	E222J3	G	B1 KAPTEBESWET - D229 KIPCHIMCHIM	SPOT IMPROV	4.8	2,899,710.00
	E222J4	SD	D229 KIPCHIMCHIM - B1 BROOKE	SPOT IMPROV	6.4	4,500,394.00
			TOTAL FOR : AINAMOI		40.2	15,898,960.00
BURETI						
	U_G712712	E	U_G712712	SPOT IMPROV	1.2	1,999,608.00
	U_G712740	E	U_G712740	SPOT IMPROV	1.8	2,799,196.00
	U_G712803	E	U_G712803	SPOT IMPROV	0.3	2,100,528.00
	U_G712804	E	U_G712804	SPOT IMPROV	0.3	2,400,272.00
	U_G712808	E	U_G712808	SPOT IMPROV	1.1	2,299,004.00
	U_G73143	E	RAR56 MOBURO - KAPTELE	SPOT IMPROV	5.4	2,800,124.00
	U_G917682	E	C21 CHELAL FACTORY - RORET SEC SCHOOL	SPOT IMPROV	1.5	1,499,532.00
			TOTAL FOR : BURETI		11.5	15,898,264.00
BELGUT						
	D238	G	C23 KAPSUSER - C25 SOSIOT	SPOT IMPROV	9.2	4,499,466.00
	R5-KER-ICHO	E	C25 KAPTOBOITI - CHERONGET	SPOT IMPROV	6.6	3,999,100.00
	U_G712604	G	U_G712604	SPOT IMPROV	0.9	3,700,574.00
	U_G712605	G	U_G712605	SPOT IMPROV	0.6	3,699,762.00
			TOTAL FOR : BELGUT		17.3	15,898,902.00
SIGOWET/SOIN						
	R14-KER-ICHO	E	B1 KIPSITET - E221 TORIT	SPOT IMPROV	10.7	3,499,430.00
	U_E7112	G	C25 KIPKOK - E1091 CHEPTUIYET	SPOT IMPROV	9.1	4,000,608.00
	U_F7048	E	C25 KIPTERE - KAPKOCHEI	SPOT IMPROV	3.6	3,998,520.00
	U_G63726	G	U_G63726	SPOT IMPROV	0.0	4,399,300.00
			TOTAL FOR : SIGOWET/SOIN		23.5	15,897,858.00
KIPKELION WEST						
	E251	G	C35 FORTTENAN - SONGONYET - D312 MUTARAGON	SPOT IMPROV	15.4	5,200,106.00
	R66-KER-ICHO	E	D312 KIMASIAN - TINGA FARM	SPOT IMPROV	9.8	3,402,454.00
	U_G712762	E	E251 SONGONYET - CHEPKECHEI - D312 KEBENETI	SPOT IMPROV	8.9	2,999,992.00
	U_G712779	E	D312 LELEI - KIPSEGI	SPOT IMPROV	1.0	4,301,686.00
			TOTAL FOR : KIPKELION WEST		35.1	15,904,238.00
			TOTAL FOR : KERICHO		141.0	95,399,966.00
REGION: LAIKIPIA						
LAIKIPIA NORTH						
	E466	E	JND464-SOITOU-DO-JN D465 TURA	ROUTINE MAINTE	24.1	1,920,000.00
	E467	E	DOLDOL - DB ISIOLO (KIPSING)	ROUTINE MAINTE	19.2	3,000,000.00
	E808	E	TIMAU-ETHI-DB ISIOLO	SPOT IMPROV	3.4	2,369,775.00
	U_G76053	E	NGARENGI-RO-SEGERA	SPOT IMPROV	7.5	2,970,000.00
	U_G76079	E	MUTIRITHIA-NAI-BOR	SPOT IMPROV	5.2	2,730,225.00
	U_G76236	E	U_G76236	SPOT IMPROV	1.2	2,910,000.00
			TOTAL FOR : LAIKIPIA NORTH		60.6	15,900,000.00
LAIKIPIA WEST						
	D368	E	KARANDI - JN C77	SPOT IMPROV	13.1	2,759,142.00
	E1441	E	KIRIMA - GATIRIMA	SPOT IMPROV	9.0	2,694,993.93
	E666	E	MUTANGA-SIPILI	ROUTINE MAINTE	17.1	2,000,000.00
	U_F2139	SD	C77 KARANI-SALAMA	ROUTINE MAINTE	13.6	700,800.00
	U_F7109	G	LIMUNGA-KITE	ROUTINE MAINTE	11.3	2,050,200.00
	U_G75568	E	U_G75568	SPOT IMPROV	3.2	1,903,721.16
	U_G75674	E	U_G75674	SPOT IMPROV	3.9	2,207,600.00
	U_G75736	E	KIAMARIGA-RAYA	SPOT IMPROV	2.5	680,760.00
	U_G75901	E	TAN-DARE-MAUA-KARU-MAINDO	SPOT IMPROV	2.9	900,000.00
			TOTAL FOR : LAIKIPIA WEST		76.6	15,897,217.09
LAIKIPIA EAST						
	D444	G	NARUMORU - LAMURIA	ROUTINE MAINTE	17.3	3,300,000.00
	D558	G	MUTARA-NGO-BIT-LAMU-RIA-B5JNC.	ROUTINE MAINTE	45.1	3,060,000.00
	E1444	G	WANGATA - KARAI	ROUTINE MAINTE	7.0	800,000.00
	E448	E	SOLIO RANCH-B5 BABITO	ROUTINE MAINTE	18.3	2,340,000.00
	U_G75737	E	IMENTI-WAMU-RA-ARMY POINT	SPOT IMPROV	8.6	1,980,000.00
	U_G75741	E	U_G75741	SPOT IMPROV	9.9	2,329,999.90
	U_G76283	E	U_G76283	SPOT IMPROV	3.6	2,070,000.00
			TOTAL FOR : LAIKIPIAEAST		109.8	15,879,999.90
			TOTAL FOR : LAIKIPIA		247.0	47,677,216.99
REGION: NAKURU						
GILGIL						
	D320	G	STEM - MAU NAROK	ROUTINE MAINTE	42.8	1,010,931.16
	D323	G	A 104 MARULA - E 424 MARULA - KONGONI D331 - C88 KARAGITA	ROUTINE MAINTE	59.3	1,328,337.75
	D385	G	C77 GILGIL - MAWINGO	ROUTINE MAINTE	14.6	1,487,969.99

CONSTITUENCY	ROAD NO.	S.T	ROAD NAME	WORK CATEGORY	KMs	AMOUNT (Ksh)
	D390	G	JUNCTION C77 GIL-GIL - LANGALANGA CENTRE JUNCTION E261 - MALEWA RIVER DB NYANDARUA	ROUTINE MAINTE	5.1	343,371.60
	E1466	G	JUNCTION E446 - SONGURUI/R. STN	ROUTINE MAINTE	14.5	420,630.51
	E1467	G	JUNCT E446 - KONGASIS - KIAMBOGO - MUNANDA	ROUTINE MAINTE	12.1	1,344,144.08
	E1764	G	JUNCT D390 LANGALANGA - MALEWA RIVER (DB NYANDARUA)	SPOT IMPROV	5.1	2,456,015.08
	E1769	G	JUNC C77 CHOKERERIA - DB NYANDARUA - MAWINGU	ROUTINE MAINTE	5.1	392,715.25
	E446	G	D320 ELEMENTAITA - KAMBITUR	ROUTINE MAINTE	20.9	2,671,405.47
	E447	G	GILGIL - MALEWA - DB NYANDARUA	SPOT IMPROV	3.1	1,576,758.57
	E471	G	A104 LANET - MBARUK - A104	ROUTINE MAINTE	14.1	874,019.11
	U_D7087	E	UC_D322_EBURU	ROUTINE MAINTE	5.7	396,967.23
	U_G710007	E	KARIANDUSI - NYAKINYUA	SPOT IMPROV	0.2	686,358.89
	U_G711026	E	MITIMINGI - MUGAA ROAD	ROUTINE MAINTE	5.0	428,965.83
	U_P495	G	KARATI - GATHENGERA - PRISON	ROUTINE MAINTE	7.0	480,719.95
			TOTAL FOR : GILGIL		214.4	15,899,310.44
KURESOI SOUTH						
	R32-NAK-URU	E	D319 CHEPTUECH - D319 CHEPNYALILO - CHIGAMBA DB	SPOT IMPROV	10.4	3,394,357.72
	R33-NAK-URU	E	D319 SEANIN PRIMARY SCHOOL - SIMOTWET - TUIYOBEI BRIDGE	SPOT IMPROV	9.0	3,142,357.00
	U_F7117	P	U_F7117	SPOT IMPROV	6.6	3,088,590.25
	U_F7119	P	U_F7119	SPOT IMPROV	7.8	3,852,261.78
	U_G711725	E	U_G711725	SPOT IMPROV	1.0	2,421,907.86
			TOTAL FOR : KURESOI SOUTH		34.7	15,899,474.61
NAIVASHA						
	D323	G	A 104 MARULA - E 424 MARULA - KONGONI D331 - C88 KARAGITA	ROUTINE MAINTE	59.3	2,179,509.56
	D331	G	JUNCTION D323 KONGONI - SABOTIEK DB NAROK	SPOT IMPROV	8.9	2,059,759.22
	D393	G	JUNCTION C67 KINAMBA - END OF TARMAC - KIRIMA CENTRE - MATUNDURA DB NYANDARUA	ROUTINE MAINTE	14.4	1,276,334.95
	E1468	G	MARAIGUSHU JUNCTION C67 - KARATE JUNCTION D393	ROUTINE MAINTE	9.7	892,983.95
	E415	SD	JUNCTION B3 - NAMUCHA PRIMARY SCHOOL - DB KAJIADO (EWASO - KEDONG)	SPOT IMPROV	6.9	1,879,434.06
	E443A	E	OLD KIJABE	SPOT IMPROV	2.8	1,171,137.31
	R14-NAK-URU	G	C88 HILLSTOP - ERERI	SPOT IMPROV	2.2	776,447.04
	R17-NAK-URU	G	MUNYU PRIMARY SCHOOL - C88 SUSWA RAILWAY STATION	ROUTINE MAINTE	7.5	829,214.40
	R18-NAK-URU	E	A104 KINUNGI - MARAIGUSHI C67	SPOT IMPROV	3.9	1,190,631.40
	U_G712324	E	JUNCT C88 - OLD KIJABE	ROUTINE MAINTE	3.8	664,048.84
	U_L14	E	JNC D393 - KIRIMA	ROUTINE MAINTE	15.0	2,072,314.22
	U_P356 NAIVASHA	E	KARAI - KWARE(MARARO)	ROUTINE MAINTE	5.0	669,205.77
	U_P521	E	KARATI - SURVEYOR	ROUTINE MAINTE	2.5	238,712.05
			TOTAL FOR : NAIVASHA		141.8	15,899,732.76
SUBUKIA						
	U_F7168	G	U_F7168	SPOT IMPROV	9.5	2,586,345.76
	U_G76567	E	U_G76567	SPOT IMPROV	2.2	2,210,364.31
	U_G76599	E	U_G76599	SPOT IMPROV	3.7	1,496,111.45
	U_G76611	E	U_G76611	SPOT IMPROV	0.8	1,506,281.92
	U_G76636	E	U_G76636	SPOT IMPROV	1.3	2,969,813.20
	U_G76686	E	U_G76686	SPOT IMPROV	0.5	3,254,976.53
	U_G76900	E	U_G76900	SPOT IMPROV	1.1	1,875,755.84
			TOTAL FOR : SUBUKIA		19.1	15,899,649.02
RONGAI						
	E454	G	DB N/NORTH RAILWAY - KAMUNDU - KAMBI YA MOTO RONGAI E1474	SPOT IMPROV	6.8	5,378,906.35
	U_E7297	E	MOLO RIVER - KOISAMU - LOSOBIL D365	SPOT IMPROV	6.7	3,609,991.94
	U_F7132	E	U_F7132	SPOT IMPROV	6.4	3,784,642.47
	U_G78260	E	U_G78260	SPOT IMPROV	2.7	3,125,778.69
			TOTAL FOR : RONGAI		22.6	15,899,319.45
BAHATI						
	E1465	G	JUNCTION A104 RAILWAY BRIDGE - MENENGAI CRATER	SPOT IMPROV	7.4	2,263,565.32
	E451	G	KITI - MURUNYU - JUNC. RAR1	ROUTINE MAINTE	9.8	1,598,026.44
	R1-NAK-URU	E	C69 WANYORORO - BAHATI	ROUTINE MAINTE	13.1	1,492,604.57
	U_E7316	E	U_E7316	SPOT IMPROV	6.0	2,025,918.57
	U_F7164	P	U_F7164	SPOT IMPROV	8.7	2,438,586.21
	U_G77658	E	DENJA - KARUCHWA	SPOT IMPROV	6.0	1,936,590.40
	U_G77887	E	U_G77887	SPOT IMPROV	1.4	832,578.13
	U_G78021	E	KWA AMOS - MURIUNDU PRY - KABATINI	SPOT IMPROV	8.0	1,669,412.31
	U_P548	E	JUNCTE451 MAWANGA -KONA NDIZI - EMANUEL TIMBER YARD	SPOT IMPROV	4.3	1,642,617.87
			TOTAL FOR : BAHATI		64.7	15,899,899.81
NAKURU TOWN WEST						
	R2A-NAK-URU	E	R2A-NAKURU	ROUTINE MAINTE	23.2	4,042,155.81
	R2-NAK-URU	E	JUNCTION C57 GICHOHI - NAISHI PWANI	SPOT IMPROV	10.0	4,662,819.52
	U_G78925	E	JUNCT C56 OPPOSITE RVIST GATE	SPOT IMPROV	1.8	2,269,361.24
	U_G79411	E	U_G79411	SPOT IMPROV	1.3	3,962,868.27
	U_N59	G	JUNCT B4 MOI PRIMARY SCHOOL - GOLF CLUB	SPOT IMPROV	1.0	962,025.90
			TOTAL FOR : NAKURU TOWN WEST		37.2	15,899,230.74
NAKURU TOWN EAST						
	U_G79266	E	D320 MIRUGI KARIUKI DISPENSARY - MZEE WANYAMA	SPOT IMPROV	13.0	2,985,775.45
	U_L21	G	JUNC.B5 - KITI - MARIAKANI STAGE - F. MUHORO ROAD	SPOT IMPROV	7.4	4,569,859.27
	U_L23	E	JUNC D320 - NAIROBI RD ACCESS ROADS	SPOT IMPROV	5.0	1,978,724.29
	U_L3	G	KIVUMBINI ACCESS ROADS	SPOT IMPROV	5.0	2,471,761.32
	U_N78	E	A104 JUNC - KIRATINA	SPOT IMPROV	4.0	2,473,467.77
	U_P338	E	MARAGOLI RD JUNC. - CAPITAL HILL HOTEL - JUNCT. B5	SPOT IMPROV	3.2	1,420,185.62
			TOTAL FOR : NAKURU TOWNEAST		37.6	15,899,773.71
MOLO						
	E1462	G	JUNCTION D316 KIMALANY - SAGAITIMU CENTRE/PRIMARY SCHOOL	SPOT IMPROV	19.3	3,951,281.49
	R29-NAK-URU	G	C56 KERINGET WATER - JUNCTION A104 JOLLY FARM	SPOT IMPROV	5.5	1,503,582.78
	R30-NAK-URU	E	JUNCTION C56 MOLO - JUNCTION D316 MUCHORWE	SPOT IMPROV	10.5	4,295,960.59
	U_G710502	E	U_G710502	SPOT IMPROV	3.4	1,734,404.51
	U_G710526	E	U_G710526	SPOT IMPROV	2.8	1,181,084.99
	U_G710573	E	JUNCTION C56 MAU - ST STEPHEN - CHOGOCHO	SPOT IMPROV	12.2	3,233,587.12
			TOTAL FOR : MOLO		53.7	15,899,901.47
NJORO						
	U_F7137	SD	U_F7137	SPOT IMPROV	3.9	1,554,702.05
	U_G710288	G	U_G710288	SPOT IMPROV	5.8	2,673,664.89
	U_G710872	E	U_G710872	SPOT IMPROV	1.1	1,776,288.54

CONSTITUENCY	ROAD NO.	S.T	ROAD NAME	WORK CATEGORY	KMs	AMOUNT (Ksh)
	U_G711065	E	U_G711065	SPOT IMPROV	1.0	2,548,713.78
	U_G711575	E	U_G711575	SPOT IMPROV	0.7	3,261,425.03
	U_G711631	E	U_G711631	SPOT IMPROV	1.2	1,927,236.76
	U_G79551	E	U_G79551	SPOT IMPROV	0.4	2,157,939.13
			TOTAL FOR : NJORO		14.1	15,899,970.17
KURESOI NORTH						
	E261	G	JUNCTION D316 MUCHORWE -KAMWAURA - JUNCTION D315 KWA KABAT - SITOITO	ROUTINE MAINTE	37.0	4,596,461.08
	U_E7274	E	SITOTON PRY - CHEMARE- CHEPTE-MONOK	SPOT IMPROV	16.0	3,779,428.19
	U_F7124	E	JUNCT D315 - BARINGO VALLEY PRY - UMOJA PRY - KASARANI - MURINDUKO	SPOT IMPROV	15.0	3,781,538.72
	U_G79865	E	JUNCT A104 KA-MARA - KIPSINEN-DET	SPOT IMPROV	9.0	3,741,908.74
			TOTAL FOR : KURESOI NORTH		77.0	15,899,336.74
			TOTAL FOR : NAKURU		716.8	174,895,598.93
REGION: NAROK						
KILGORIS						
	D203	G	KILGORIS - ANGAGA	ROUTINE MAINTE	37.9	1,919,104.00
	E1043	E	SHARTUKA - GETERI	ROUTINE MAINTE	9.0	1,183,596.81
	E1486	E	KIRINDON - EMARTI	ROUTINE MAINTE	21.3	1,783,567.28
	E1487	G	ENDOYO NKOPIT - ENOSAEN	ROUTINE MAINTE	19.7	1,559,272.00
	E165	G	ILODOLISHO - NKARARO - SIKAWA	ROUTINE MAINTE	23.0	1,991,070.40
	E191	G	SHARTUKA - RA-MASHA	ROUTINE MAINTE	10.0	1,279,552.01
	URA10	G	EMMARAM - OYAANI	ROUTINE MAINTE	10.0	1,327,529.61
	URA13	E	MOSOCHO - E/ NAROK - NKARARO	ROUTINE MAINTE	14.0	1,655,451.22
	URA2	G	KILGORIS D203 - OLALUI C17	ROUTINE MAINTE	8.6	1,175,451.20
	URA3	E	PAKA NYEUSI - MASHANGWA	ROUTINE MAINTE	20.0	1,295,395.20
	URA4	G	BARINGO - HOTEL	ROUTINE MAINTE	13.0	728,364.00
			TOTAL FOR : KILGORIS		186.5	15,898,353.74
EMURUA DIKIRR						
	E1042	G	NJIPSHIP - NDAMA-MA - ASOSSI	ROUTINE MAINTE	9.0	1,291,546.41
	URA14	E	DIKIRR - MOGONDO - TAGITECH - OL-CHOBOSEI	ROUTINE MAINTE	25.0	4,979,013.62
	URA15	E	DIKIRR - ILKERIN - SAUNOSIEK	ROUTINE MAINTE	15.0	1,579,412.01
	URA16	E	MURKAN - SOKET - KURESIET - OLCHO-BOSEI	ROUTINE MAINTE	23.0	2,299,076.01
	URA17	G	DIKIRR - CHANGINA - CHEMAMIT	ROUTINE MAINTE	8.0	1,087,641.61
	URA18	E	DIKIRR - KAPKWEN - AINAMOI	ROUTINE MAINTE	10.0	1,279,552.01
	URA19	E	CHEBULU - KAP-KOROS - NAISUKUT	ROUTINE MAINTE	10.0	839,608.00
	URA20	E	ABOSSI - KAPCHUM-BE - CHESOEN	ROUTINE MAINTE	8.0	1,279,552.01
	URA21	G	CHEMAMIT - SOIMINGIN - CHEBUYO	ROUTINE MAINTE	10.0	1,262,519.96
			TOTAL FOR :EMURUA DIKIRR		118.0	15,897,921.66
NAROK NORTH						
	E172	G	JNCT. B3 - SIYAPEI - SANKALE	ROUTINE MAINTE	36.7	2,561,280.00
	U_G711879	G	U_G711879	SPOT IMPROV	0.2	1,299,552.01
	U_G711886	E	U_G711886	SPOT IMPROV	0.3	1,439,328.00
	U_G711890	G	U_G711890	SPOT IMPROV	0.2	1,343,372.80
	UNK06	E	UNK06	SPOT IMPROV	6.7	1,727,193.60
	UNK48	E	MUKULIT - ENAI-BOR AJIJIK	ROUTINE MAINTE	26.5	2,542,812.80
	W2702	G	JNCT. C12 AIRSTRIP - KATAKALA - CHEPALUNGU	ROUTINE MAINTE	8.0	1,143,596.81
	W2715-NAROK	E	W2715-NAROK	ROUTINE MAINTE	24.2	3,838,208.00
			TOTAL FOR : NAROK NORTH		102.8	15,895,344.02
NAROK EAST						
	R5-NAROK	E	R5-NAROK	SPOT IMPROV	2.3	2,686,745.60
	U_G65174	E	U_G65174	SPOT IMPROV	1.9	2,266,941.60
	U_G6533	G	U_G6533	SPOT IMPROV	0.2	2,398,880.00
	U_G65333	G	U_G65333	SPOT IMPROV	0.1	1,535,283.20
	U_G65338	G	U_G65338	SPOT IMPROV	0.2	1,919,104.00
	U_G6542	E	U_G6542	ROUTINE MAINTE	9.2	1,727,193.60
	U_G711876	E	U_G711876	SPOT IMPROV	0.0	1,727,193.60
	U_G711877	E	U_G711877	SPOT IMPROV	0.5	1,631,238.40
			TOTAL FOR : NAROKEAST		14.5	15,892,580.00
NAROK SOUTH						
	E170	E	JNCT. D295 - ENTERSEKERA - OLORTE - MAUSA	ROUTINE MAINTE	25.0	1,920,774.40
	E171	E	JNCT. C11 SIOLOLO - MAJIMOTO JNCT. C12	ROUTINE MAINTE	23.0	2,292,704.02
	OLD B3	G	EWASO NGIRO - OLOLULUNGA	ROUTINE MAINTE	20.0	1,800,632.02
	UNK16	E	JNCT. C11 KANUNKA - ENKITOTO - ILCHORROI	ROUTINE MAINTE	25.0	1,720,790.40
	UNK21	E	NAROSURA - NDA-SATI	ROUTINE MAINTE	16.0	1,444,512.02
	UNK53	E	KI-MOGORO-ZAIRE-SI-ERRA LEONE	ROUTINE MAINTE	19.5	2,088,624.03
	UNK54	E	KIMOGORO-NGA-RONI-OLMEKENYU	ROUTINE MAINTE	11.5	1,156,368.02
	W2702	G	JNCT. C12 AIRSTRIP - KATAKALA - CHEPALUNGU	ROUTINE MAINTE	27.0	2,452,876.82
	W2719	G	OLOLULUNGA - ERETET	ROUTINE MAINTE	10.0	1,028,288.96
			TOTAL FOR : NAROK SOUTH		177.0	15,905,570.68
NAROK WEST						
	D301	E	JNCT. D295 ILUNDONGISH - OLOOLAIMUTIA - KEEKOROK	ROUTINE MAINTE	51.3	3,590,524.80
	E173	E	NAIKARRA - OLDER-KESI - OLPUSUMUR	ROUTINE MAINTE	30.0	4,979,068.00
	E177B	G	MULOT - AITONG	ROUTINE MAINTE	39.0	2,890,816.51
	UNK50	E	SACHAWAGN - SAL-ABWEK	ROUTINE MAINTE	8.0	1,327,641.62
	UNK51	E	SIKIRAR - KEWETI	SPOT IMPROV	3.0	767,865.62
	UNK52	E	KUTO (NGURUBET) - CHEMUTER - OLERAI	ROUTINE MAINTE	16.9	2,341,642.91
			TOTAL FOR : NAROK WEST		148.2	15,897,559.46
			TOTAL FOR : NAROK		747.0	95,387,329.56
REGION: TRANS NZOIA						
ENDEBESS						
	D343	G	C45 KNIGHT COR-NER - KOLONGOLO - MAILI KUMI NA MOJAD341	SPOT IMPROV	10.0	2,226,060.88
	E1312	E	ENDEBESS-ANAR-CHARY	SPOT IMPROV	9.7	4,711,747.16
	E337J2	G	C45 JUNCTION-D343 KAPKOI (SEC. 3)	SPOT IMPROV	6.0	1,457,192.00
	R18-TRANS NZOIA	G	TWIGA-KAPOMBOI	ROUTINE MAINTE	12.1	2,073,030.20
	R35-TRANS NZOIA	G	SOYMINING-EN-DEBESS	SPOT IMPROV	7.9	2,939,676.64
	R36-TRANS NZOIA	E	R36-TRANS NZOIA	SPOT IMPROV	3.8	2,492,295.96
			TOTAL FOR :EN-DEBESS		49.5	15,900,002.84
KIMININI						
	D285	G	A1 KAMBIMIWA-KAPTAMA (DB)	ROUTINE MAINTE	11.5	1,665,736.80
	E281	G	KIMININI-KINYORO	SPOT IMPROV	4.0	1,035,396.28
	E319	G	A1KIMININI-D286 MUSIKU	ROUTINE MAINTE	6.9	1,120,367.44
	E328J1	E	B2 MILE 7 - KAPLA-MAI	ROUTINE MAINTE	8.4	958,264.40
	R24-TRANS NZOIA	G	LIONS COR-NER-CHESAMISI	ROUTINE MAINTE	6.3	1,251,606.36
	R26-TRANS NZOIA	G	KIUNGANI-MITONI MITATU	ROUTINE MAINTE	10.6	1,266,983.32
	R27-TRANS NZOIA	G	WANYONYI-WAITA-LUK	ROUTINE MAINTE	9.4	1,554,809.48
	R28-TRANS NZOIA	G	MA-CHUNGWA-NAIS-AMBU	ROUTINE MAINTE	8.3	1,302,045.48
	R29-TRANS NZOIA	G	CHEMA-MUSEMWA	ROUTINE MAINTE	4.4	711,016.20
	R30-TRANS NZOIA	G	MATUNDA-SANGO	SPOT IMPROV	4.1	961,389.44
	R31-TRANS NZOIA	G	WEONIA-MALIKI	SPOT IMPROV	3.7	957,071.92
	R48-TRANS NZOIA	G	MUTHONI-TULWET	ROUTINE MAINTE	12.8	1,423,119.32
	R54-TRANS NZOIA	G	SIKHENDU-SANGO	ROUTINE MAINTE	5.5	766,657.92

CONSTITUENCY	ROAD NO.	S.T	ROAD NAME	WORK CATEGORY	KMs	AMOUNT (Ksh)
	R61-TRANS NZOIA	G	WEONIA-KIK-WAMET	ROUTINE MAINTE	8.3	925,536.16
			TOTAL FOR : KI-MININI		104.3	15,900,000.52
CHERANGANY						
	D330J1	G	MOIBEN-SIBAN-GA-A1 MILE 7	ROUTINE MAINTE	21.7	2,287,119.80
	E1300J1	G	E1300J1	ROUTINE MAINTE	11.8	1,217,588.20
	E1303	SD	E1303	ROUTINE MAINTE	16.2	591,880.72
	E322	G	C48 KIPTOI-TUGOIN	ROUTINE MAINTE	18.8	1,262,436.12
	G7-TRANS NZOIA	G	G7-TRANS NZOIA	ROUTINE MAINTE	5.5	1,057,723.96
	L2401	G	BWAKE -SUWERWA	ROUTINE MAINTE	12.3	1,701,853.40
	R14-TRANS NZOIA	G	R14-TRANS NZOIA	SPOT IMPROV	4.2	1,129,036.12
	R42-TRANS NZOIA	G	R42-TRANS NZOIA	SPOT IMPROV	3.4	1,035,956.56
	R43-TRANS NZOIA	G	R43-TRANS NZOIA	SPOT IMPROV	4.5	1,067,445.92
	R47-TRANS NZOIA	E	R47-TRANS NZOIA	ROUTINE MAINTE	8.3	289,211.20
	R4-TRANS NZOIA	SD	R4-TRANS NZOIA	ROUTINE MAINTE	8.4	826,117.20
	R52-TRANS NZOIA	E	R52-TRANS NZOIA	SPOT IMPROV	0.3	682,805.00
	R5-MARAK-WET	E	R5-MARAKWET	SPOT IMPROV	2.7	1,484,704.88
	U_D7056	E	U_D7056	SPOT IMPROV	3.8	1,266,122.60
			TOTAL FOR : CHERANGANY		121.9	15,900,001.68
SABOTI						
	D285	G	A1 KAMBIMIWA-KAPTAMA (DB)	ROUTINE MAINTE	11.8	1,497,409.20
	E281J1	G	E281J1	SPOT IMPROV	6.8	1,377,642.68
	E321	G	SABOTI-TELDET	SPOT IMPROV	5.9	1,352,351.20
	R20-TRANS NZOIA	G	KISAWAI-MT. ELGON FOREST	ROUTINE MAINTE	7.6	1,357,041.08
	R21-TRANS NZOIA	G	TELDET-SIKINUA	ROUTINE MAINTE	14.8	2,249,625.12
	R22-MT ELGON	G	R22-MT ELGON	ROUTINE MAINTE	4.8	693,772.80
	R23-MT ELGON	G	SABOTI-KAPTAMA	SPOT IMPROV	7.5	1,991,150.44
	R33-TRANS NZOIA	G	KAPRETWA-CHESI-TO	ROUTINE MAINTE	8.9	1,264,548.48
	R34-TRANS NZOIA	G	BARCH-SANGO	ROUTINE MAINTE	7.3	1,300,068.84
	R37-TRANS NZOIA	G	MATISI-UMOJA	SPOT IMPROV	6.3	1,470,724.56
	R62-TRANS NZOIA	G	LUKHOME-CHEM-CHEM	SPOT IMPROV	5.9	1,345,666.12
			TOTAL FOR : SABOTI		88.6	15,900,000.52
KWANZA						
	E340	E	KIPSAINA - MON-TREAL	ROUTINE MAINTE	6.0	909,996.80
	R15-TRANS NZOIA	G	KESOGON-MON-TREAL	ROUTINE MAINTE	12.9	1,132,243.52
	R16-TRANS NZOIA	G	MARIDADI-KA-POMBOI	ROUTINE MAINTE	16.0	1,600,616.72
	R17-TRANS NZOIA	G	NAMANJALA-LA-KOITOBOS-KAN-YARKWAT	ROUTINE MAINTE	23.6	1,451,242.36
	R38-TRANS NZOIA	G	D343 KOLONGO-LO-R39 TRANS NZOIA	ROUTINE MAINTE	9.5	1,588,352.04
	R39-TRANS NZOIA	G	MILE 11 - KEIYO	ROUTINE MAINTE	8.8	1,588,781.24
	R40-TRANS NZOIA	G	AMUKA-GOSETA	SPOT IMPROV	5.4	1,473,090.96
	R49-TRANS NZOIA	G	KOLONGOLO-KIP-TUMET	SPOT IMPROV	2.0	1,682,325.96
	R50-TRANS NZOIA	G	R50-TRANS NZOIA	SPOT IMPROV	6.2	2,146,554.48
	R51-TRANS NZOIA	G	R51-TRANS NZOIA	SPOT IMPROV	1.4	2,326,796.44
			TOTAL FOR : KWANZA		91.8	15,900,000.52
			TOTAL FOR : TRANS NZOIA		456.2	9,163,494.24
REGION: UASIN GISHU						
TURBO						
	D288	E	(A 104) KIPKAR-EN - NGENYILEL & LEMOOK - (C39) RIVATEX	ROUTINE MAINTE	21.2	1,079,484.40
	E1370	G	(A104) MAGUT - SINGLET	ROUTINE MAINTE	5.9	950,524.88
	R21-UASIN GISHU	E	(A104) MAJOR SCOTT - CHEPSAITA	ROUTINE MAINTE	6.3	814,473.12
	R22-UASIN GISHU	E	(B2) TUMAINI - SAMBUT - (A104) AINAPNGETIK	ROUTINE MAINTE	9.3	871,438.40
	R23-UASIN GISHU	G	(A104) CHEPKEMEL - OSORONGAI - (D288) MUSEMBE	ROUTINE MAINTE	11.8	946,560.00
	R24-UASIN GISHU	G	(E306) SIMAT - (E303) SOSIANI	ROUTINE MAINTE	6.5	1,235,666.80
	R27-UASIN GISHU	SD	(A104) KIPKAREN - (104) MURGUSI	SPOT IMPROV	6.9	2,165,620.24
	R29-UASIN GISHU	G	DARAJA MBILI - LESERU TANK - (A104) BAHARINI	ROUTINE MAINTE	17.5	1,004,246.80
	U_G74365	E	U_G74365	SPOT IMPROV	1.5	1,623,600.96
	U_G74434	E	U_G74434	SPOT IMPROV	3.1	2,043,784.28
	U_G74442	E	U_G74442	SPOT IMPROV	1.2	1,505,625.48
	UC7	E	SIGOWET - KIPLOMBE	ROUTINE MAINTE	8.5	1,658,505.36
			TOTAL FOR : TURBO		99.8	15,899,530.72
AINABKOI						
	E1371	G	(C51) KAPCHORWA - (C55) TORONGO	ROUTINE MAINTE	11.7	2,027,169.60
	E283	E	(C54) NAIBERI - TENDWO	ROUTINE MAINTE	8.7	1,684,093.80
	E326J4	G	JNCTN D296 - (C51) SERGOIT	ROUTINE MAINTE	10.2	1,415,740.56
	R16-UASIN GISHU	E	(D325) CHEPKONG-ONY - CHEPKERO	ROUTINE MAINTE	7.5	1,210,128.24
	R17-UASIN GISHU	E	(E326) NAIBERI - UHURU - SERENGUT - (E283) KONGASIS	ROUTINE MAINTE	5.8	909,654.60
	R18-UASIN GISHU	E	(D325) WAUNIFOR - FLAX	ROUTINE MAINTE	13.2	1,066,052.76
	R9-UASIN GISHU	G	(A104) BURNT FOR-EST - OLARE - (C53) MELKEI	ROUTINE MAINTE	11.8	1,627,108.80
	U_F7076	E	(D325) PLATEAU MISSION - KILUKA - CHEPKERO	ROUTINE MAINTE	9.6	1,407,405.96
	U_G73532	E	(C53) NGARUA - MT OLIVES - TINGWA - (C53) KEWAMOI	ROUTINE MAINTE	5.7	885,451.20
	U_G73536	E	NDANAI - AINAPKOI - DRYS	ROUTINE MAINTE	9.4	1,220,088.00
	U_G73687	E	SONGICH - SIRWO - BAHARANI - TILOL	ROUTINE MAINTE	5.0	828,034.68
	UC2	G	KOIBARAK - BELI-MO- ILLULA	ROUTINE MAINTE	6.0	970,502.40
	UC8	E	CHEPKOILEL RIVER-CHEPKOILEL SEC. SCHOOL - JNCT C50	ROUTINE MAINTE	4.0	647,558.40
			TOTAL FOR : AIN-ABKOI		108.5	15,898,989.00
KAPSERET						
	E326J1	G	JNCTN A104 - NGE-RIA - BARNOTIK	SPOT IMPROV	3.7	1,674,819.60
	R19-UASIN GISHU	G	(C39) KAPSERET (D288) KAPTELDON	SPOT IMPROV	6.6	1,766,333.16
	R25-UASIN GISHU	G	KIPKENYO - HY-DROPOWER	SPOT IMPROV	0.6	698,679.60
	U_E7170	G	BORDERLAND NG-ARA FALLS - (D305) MOI UNIVERSITY	ROUTINE MAINTE	17.7	998,476.96
	U_G73524	E	U_G73524	SPOT IMPROV	0.8	1,189,559.12
	U_G73901	E	CHEPNYAKWA - KOIBASUI - (D305B) NGERIA	SPOT IMPROV	8.9	2,203,345.76
	U_G73907	E	JNCTN C39 - CHEPYAKWA	SPOT IMPROV	4.9	1,210,516.84
	U_G73933	E	NANDI GAA - (A104) OUTSPAN	SPOT IMPROV	3.2	1,320,684.36
	U_G73943	E	U_G73943	SPOT IMPROV	0.1	1,866,306.60
	U_G74043	E	TUIYO KAPSERET PRI - (R19) INDER	SPOT IMPROV	11.1	2,298,546.96
	U_G74050	E	U_G74050	SPOT IMPROV	1.5	671,426.56
			TOTAL FOR : KAPSERET		59.0	15,898,695.52
KESSES						
	E282	G	(A104) BAYETE - LELEK - KIPKABUS	ROUTINE MAINTE	12.6	845,093.64
	R2-UASIN GISHU	G	D305 - TULWET - (A104) BURNT FOREST	SPOT IMPROV	6.4	1,319,368.92
	R3-UASIN GISHU	G	(A104) BAYETE - CHUIYAT	ROUTINE MAINTE	8.1	1,064,387.00
	U_F7077	G	JNCTN A104 - MOGOBICH - KILEGES	ROUTINE MAINTE	8.0	663,531.60
	U_G73442	E	D322 BISHOP MUGE - CHAGAIYA	SPOT IMPROV	2.5	1,200,025.80
	U_G73443	E	U_G73443	SPOT IMPROV	0.1	684,157.56
	U_G73450	E	U_G73450	SPOT IMPROV	0.2	811,824.84
	U_G73521	E	U_G73521	SPOT IMPROV	1.1	1,102,260.77
	U_G73555	E	SOCHOI - NDUGULU	SPOT IMPROV	3.7	1,270,871.64
	U_G73583	E	(R3) KAPLAMAI - LINGWAI - (R2) BOROR	ROUTINE MAINTE	9.7	1,268,188.56
	U_G73590	E	U_G73590	SPOT IMPROV	1.4	1,227,855.36
	U_G73628	G	(R2) TULWET - BINDURA	SPOT IMPROV	4.7	1,169,291.60
	U_G73662	E	KERITA - KAPKOIGA - JNCTN E282A	SPOT IMPROV	3.4	1,111,202.28

CONSTITUENCY	ROAD NO.	S.T	ROAD NAME	WORK CATEGORY	KMs	AMOUNT (Ksh)
	U_G73730	E	U_G73730	SPOT IMPROV	1.0	973,450.48
	U_G73737	E	(D305B) CHESUNET - CHEBOIYWO - (D305A) MOI UNIVERSITY	SPOT IMPROV	3.1	1,189,559.12
			TOTAL FOR : KESSES		66.1	15,901,069.17
SOY						
	D296	E	(B2) SOY - ELDORET & ILLULA - CHEPKOILEL PRI ELGEYO BORDER - CHEPKOSOM - DB MARAKWET	ROUTINE MAINTE	55.5	1,611,240.00
	E1368	G	(B2) MATUNDA - ZIWA SIRIKWA	ROUTINE MAINTE	17.8	2,091,772.32
	E1369	G	(B2) FAFAROL - ZIWA MACHINE	ROUTINE MAINTE	11.9	1,512,101.76
	E323	G	(B2) SOY - (D328) KABENES	ROUTINE MAINTE	16.5	1,726,254.00
	U_E7150	E	(D328) NYALILBEI - NGENY - JNCTN C48 (BARSOMBE)	ROUTINE MAINTE	15.7	2,402,854.16
	U_F7070	E	(D330) NATWANA - TENAI - JABALI	ROUTINE MAINTE	9.1	1,144,996.56
	U_G73476	E	U_G73476	SPOT IMPROV	0.7	2,203,309.80
	U_G73482	E	U_G73482	SPOT IMPROV	0.8	1,045,539.32
	U_G74505	E	(B2) CHEMOSET - (E323) VUMILIA	ROUTINE MAINTE	8.6	1,160,482.56
	U_G74694	E	LEMORU - (E323) - MAFUTA - DB MARAKWET	ROUTINE MAINTE	6.4	1,001,335.20
			TOTAL FOR : SOY		142.9	15,899,885.68
MOIBEN						
	D296	E	(B2) SOY - ELDORET & ILLULA - CHEPKOILEL PRI ELGEYO BORDER - CHEPKOSOM - DB MARAKWET	ROUTINE MAINTE	55.5	1,680,805.20
	E1365	G	KARANDILLI - DB ELGEYO MARAKWET (KONDABILET)	ROUTINE MAINTE	7.4	1,456,515.72
	E1367	G	KARANDILI - KIPKOROS - DB MARAKWET	ROUTINE MAINTE	10.1	1,594,052.28
	E329	G	SERGOIT - (E335) KARUNA	SPOT IMPROV	9.6	1,986,662.40
	R43A-UASIN GISHU	E	KOITOROR - TUIYOLUK	SPOT IMPROV	4.3	1,375,003.68
	R57-UASIN GISHU	E	MARULLA - TUIYOLUK	SPOT IMPROV	3.4	1,718,048.16
	U_E7157	E	TUGEN ESTATE - EMSILIS KAPROBU	ROUTINE MAINTE	19.8	1,322,400.00
	U_G74629	E	MUMETET - KALYET	ROUTINE MAINTE	7.8	1,243,216.08
	UC	E	KAPGIDION-CHEPLASKEI- USWO	ROUTINE MAINTE	10.8	1,689,839.28
	UC1	E	NGOISA- TOLOITA - GARAGE	ROUTINE MAINTE	12.1	1,832,529.72
			TOTAL FOR : MOIBEN		140.7	15,899,072.52
			TOTAL FOR : UASIN GISHU		616.9	95,397,242.61
REGION: BOMET						
SOTIK						
	T2310-BOMET	E	DARAJASITA-CHEMABEI-CHEBIRE-BELEK	SPOT IMPROV	5.7	2,179,953.20
	U_G72593	E	CHEPKEBET-GAJUMOBEI JN	SPOT IMPROV	2.2	1,951,922.37
	U_G72601	E	KAPKELEI-OLDEBESI	SPOT IMPROV	8.0	2,628,937.46
	U_G72674	E	CHEBUGON JNC-RIANDANYI	SPOT IMPROV	0.4	1,263,974.74
	U_G72692	E	ARAP BII-KINYELWET SEC SCH	SPOT IMPROV	4.1	2,191,949.57
	U_G72705	E	KATEET-SUMONI PRY SCH	SPOT IMPROV	4.4	2,218,933.14
	U_G72985	E	SOYMET-NDERIEK	SPOT IMPROV	2.0	2,136,942.37
	U_G73027	E	KCC JNC-MOGOIYWET	SPOT IMPROV	1.9	1,329,951.60
			TOTAL FOR : SOTIK		28.5	15,902,564.47
CHEPALUNGU						
	R27-BOMET	G	KATARET-SAOSET	ROUTINE MAINTE	8.0	1,541,092.94
	U_G72462	E	KIPSUTAR-CHEPMAGEL	SPOT IMPROV	2.9	800,098.40
	U_G72471	G	CHEBONYO-KAPSIRAT	SPOT IMPROV	0.7	3,742,803.92
	U_G72515	E	KAPOLESEROI-KAPMALINGUMIN	SPOT IMPROV	0.9	1,935,188.68
	U_G72807	E	CHEPTOLELIY-OI-OREYET	SPOT IMPROV	4.9	2,322,843.04
	U_G72825	E	KAPKULUM-BEN-NOKIRWET	SPOT IMPROV	1.1	2,285,948.32
	UP28	E	KIPMA-TISHO-SAOSET	SPOT IMPROV	3.0	1,798,967.90
	UP6	E	CHEBIRIR-LEL-ECHOMIK	SPOT IMPROV	3.0	1,521,968.37

CONSTITUENCY	ROAD NO.	S.T	ROAD NAME	WORK CATEGORY	KMs	AMOUNT (Ksh)
			TOTAL FOR : CHEPALUNGU		24.5	15,948,911.57
BOMET CENTRAL						
	U_G72768	E	NYONGORES-KIBOCHI-KAPKIGORWET	SPOT IMPROV	1.3	2,115,461.61
	U_G72770	E	KITOBEN-SIMOTWET	SPOT IMPROV	6.0	1,953,976.38
	U_G72771	E	MOTIGO-CHEPAROPAN	SPOT IMPROV	4.8	1,698,974.74
	U_K2	E	MUIYWEK-CHEBITET-SINGORWET	SPOT IMPROV	6.0	2,148,453.52
	UP-17	G	CHEPNGAINA-KELYOT PRY SCH	SPOT IMPROV	2.0	1,993,974.34
	UP45-BOMET	E	BALEK-BALEK WEST	SPOT IMPROV	2.6	1,819,974.00
	UP48-BOMET	E	AISAIK	SPOT IMPROV	2.6	2,148,470.92
	UP56	G	SILBWET-CHEMATICH	SPOT IMPROV	3.0	2,022,966.69
			TOTAL FOR : BOMET CENTRAL		28.1	15,902,252.20
KONOIN						
	E1104	G	RUSEYA -KIBANJALAL-MASET-DB BURETI	SPOT IMPROV	8.2	2,014,757.58
	T2304-BOMET	G	KOBEL-SATIET	SPOT IMPROV	5.1	3,108,745.94
	UR130	G	SOTIT-KIMARWANDI	SPOT IMPROV	2.0	1,119,378.77
	UR17	G	NYAMARENDA-KAMAGOMONI	SPOT IMPROV	4.0	1,868,955.34
	UR21	G	KABIANGEK-KAPTEMBWO	SPOT IMPROV	5.0	1,608,749.94
	UR22	G	SANGWAKI-BITGOI-KAPSET PRY	SPOT IMPROV	5.0	2,323,947.94
	UR33	G	BOITO-KAPSIR	SPOT IMPROV	8.0	2,533,919.54
	UR44	G	KAMPIT-KAP-KEN-CHENACHO	SPOT IMPROV	4.0	1,323,759.98
			TOTAL FOR : KONOIN		41.3	15,902,215.06
BOMET EAST						
	D236	G	SILIBWET-KAPKIMILWA-KAPJAMES	ROUTINE MAINTE	36.9	2,559,115.90
	E179	E	LEGIMBO - CHEMANER-KEMBU	ROUTINE MAINTE	10.1	1,865,140.80
	E2303	E	MRIGI-KA-KOECH-TEGAT	SPOT IMPROV	4.6	1,617,867.54
	R29-BOMET	E	CHEMANER-MAT-ECHA	SPOT IMPROV	2.7	1,611,013.80
	U_G72495	E	KESEBEK-KAPKIMOLWA	SPOT IMPROV	6.3	1,843,747.99
	U_G72780	E	KEMBU CHERERAN -TEGAT	SPOT IMPROV	5.2	2,330,407.33
	U_G72790	E	NORERA-SINONIN	SPOT IMPROV	2.0	814,064.45
	UP-59 BOMET	E	MAGENCHI- CHEPKOSITONIK	SPOT IMPROV	3.7	1,616,092.74
	UP-62 BOMET	E	EMITIOT-LONGISA	SPOT IMPROV	3.7	1,648,108.74
			TOTAL FOR : BOMETEAST		75.1	15,905,559.31
			TOTAL FOR : BOMET		197.5	79,561,502.60
REGION: BARINGO						
BARINGO CENTRAL						
	E1371	SD	E1371	SPOT IMPROV	0.9	3,203,451.21
	E1426	G	E1426	SPOT IMPROV	8.2	2,999,684.72
	E1427	G	KAPTIPSOGON - NGETMOI	SPOT IMPROV	5.0	3,000,752.84
	E1428	G	E1428	SPOT IMPROV	5.8	2,999,684.72
	E1429	G	E1429	SPOT IMPROV	2.7	3,689,951.53
			TOTAL FOR : BARINGO CENTRAL		22.7	15,893,525.02
BARINGO SOUTH						
	E332A	SD	E332A	SPOT IMPROV	4.2	3,199,463.05
	E388	E	E388	ROUTINE MAINTE	17.9	2,999,963.12
	E460X	E	LOGUMGUM - DARAJANI	SPOT IMPROV	7.4	3,639,959.01
	E461	G	D4 JNCT MARIGAT - LOBOI	ROUTINE MAINTE	16.8	3,059,958.32
	U_G83464	E	MUKUTANI - NGELECHA	SPOT IMPROV	1.1	2,999,963.12
			TOTAL FOR : BARINGO SOUTH		47.3	15,899,306.61
MOGOTIO						
	E1430	G	MOLO RIVER - MOGOTIO	SPOT IMPROV	8.6	3,200,451.02
	E1431	G	JNCT D364 - LAWINA	ROUTINE MAINTE	20.0	3,003,836.82
	E1473D	E	E1473D	SPOT IMPROV	8.5	3,000,902.31
	E257A	G	ESEGERI - EMINING	ROUTINE MAINTE	15.5	2,999,827.51
	E271	G	E271	SPOT IMPROV	12.5	3,684,749.70
			TOTAL FOR : MOGOTIO		65.1	15,889,767.36

CONSTITUENCY	ROAD NO.	S.T	ROAD NAME	WORK CATEGORY	KMs	AMOUNT (Ksh)
ELDAMA RAVINE						
	E1473	G	KABIMOI - SOLIAN - LEBOLOS - KABIMOI	SPOT IMPROV	6.4	3,199,463.05
	E273	G	SOCIETY - SOLIAN - SABATIA	ROUTINE MAINTE	20.4	2,999,963.41
	E273A	E	E273A	SPOT IMPROV	3.3	2,999,967.99
	E274	E	MORINGWO - ARAMA - TIMBOROA	ROUTINE MAINTE	23.8	2,999,939.22
	E274A	E	TEGAT - TINET - SEGUTON	SPOT IMPROV	9.3	3,694,817.27
			TOTAL FOR :ELDAMA RAVINE		63.1	15,894,150.93
TIATY						
	E272	G	E272	SPOT IMPROV	7.6	3,199,435.57
	E276	E	E276	SPOT IMPROV	10.5	3,000,011.08
	E288	E	E288	SPOT IMPROV	9.3	3,001,355.70
	E330A	E	E330A	SPOT IMPROV	8.6	2,999,977.56
	E330B	E	E330B	SPOT IMPROV	1.8	3,698,958.57
			TOTAL FOR : TIATY		37.8	15,899,738.47
BARINGO NORTH						
	D364	SD	KAPKIAMO - BARWESSA	ROUTINE MAINTE	25.3	3,199,463.05
	E1424B	E	E1424B	SPOT IMPROV	8.4	2,999,957.14
	E1424C	G	E1424C	SPOT IMPROV	7.9	2,999,963.12
	E1425	G	OSSEN - KETURWO	SPOT IMPROV	15.0	3,701,963.05
	E272A	G	E272A	SPOT IMPROV	2.9	2,999,963.12
			TOTAL FOR : BARINGO NORTH		59.4	15,901,309.47
			TOTAL FOR : BARINGO		295.3	95,377,797.86
REGION: ELGEYO-MARAKWET						
MARAKWET EAST						
	D340	E	JN 329(CHEPTONGEI)-KAPSOWAR-CHESOI-JNC 52(CHESONGOCH)	ROUTINE MAINTE	12.4	1,549,996.58
	E351	G	KIPNAI MARKET(E352)SEGUT	ROUTINE MAINTE	15.2	2,052,004.99
	E352X	G	MAKUTANO - JN KAPYEGO - CHESOI - MARON - CHESEGON	ROUTINE MAINTE	50.4	3,025,998.75
	RAR28-MARAKWET	E	KAPYEGO - TANGUL PRIMARY	SPOT IMPROV	3.3	2,639,396.88
	RAR29-MARAKWET	E	KAPYEGO - TENDERWA - KAMELEI	ROUTINE MAINTE	8.9	1,673,596.90
	U_G81900	E	METIPSO - CHESEWEW SEC SCHOOL	ROUTINE MAINTE	0.8	99,996.55
	U_G81941	E	TANGUL - KAPCHOGE PRI	ROUTINE MAINTE	6.1	808,500.37
	U_G81947	E	TENDERWA - KABERO - KALYA BRIDGE	SPOT IMPROV	2.2	1,000,001.54
	U_G81954	G	CHEPKOIT - CHORWA	SPOT IMPROV	2.1	1,550,504.52
	U_G81955	E	KAMOGO - LUMEIYWO - MEUNO	SPOT IMPROV	3.2	1,499,999.91
			TOTAL FOR : MARAKWETEAST		104.5	15,899,997.00
MARAKWET WEST						
	D327	G	DB WEST POKOT - (KAPSAIT) - JN KAPTALAMWA	ROUTINE MAINTE	8.0	1,515,748.95
	D329	G	JN C48(KAPCHEROP) - CHEPTONGEI	ROUTINE MAINTE	46.0	3,401,261.52
	E1315	G	KAPSAIT - KAPCHEROP	ROUTINE MAINTE	17.0	2,685,998.84
	E336	E	KAPKOROS PRI - SANGURUR PRI	SPOT IMPROV	2.0	1,131,998.43
	E350	E	KIBIGOS - TENDEN	ROUTINE MAINTE	12.0	1,128,402.80
	R24B	E	JN R24 - KARANDILI BRIDGE - KONDABILET	ROUTINE MAINTE	10.0	1,422,096.97
	U_G81849	E	SINON - LITEI SECONDARY	ROUTINE MAINTE	2.1	348,899.77
	U_G81871	E	KOITUGUM - BD KAPTIONY - CHEBORORWA	ROUTINE MAINTE	9.3	1,487,801.23
	U_G81882	E	SISIYA - KIPSAIYA - KIPSAIYA PRI	ROUTINE MAINTE	5.8	271,396.05
	URP47	G	SIMBEIYWET - MINDILILWA	SPOT IMPROV	2.2	465,398.33
	URP9	G	E332 (MARAKWET) - KAPSOWAR ARROR	SPOT IMPROV	4.0	2,040,997.14
			TOTAL FOR : MARAKWET WEST		118.5	15,900,000.02
KEIYO EAST						
	R10-KOIBATEK	G	TAMBACH - KIPKAA - KAPCHEBAR	ROUTINE MAINTE	9.5	1,000,004.29
	R18-KEIYO	E	KAPKONGA - BUKAR	ROUTINE MAINTE	5.9	999,995.90
	R30	G	MSEKEKWA- ORGUT - KAPTUM	ROUTINE MAINTE	6.9	1,000,194.85
	R6-KEIYO	E	KIPSOEN - MUNO - MORORI	ROUTINE MAINTE	5.0	500,004.41
	U_E8070	E	JN C51 (TAMBACH) - CHEPKOGIN - NYAWA - ANIN	ROUTINE MAINTE	11.8	1,000,002.05
	U_F8043	E	KIPKABUS - CHESITEK -KIPLUS	ROUTINE MAINTE	6.5	499,997.34
	U_F8046	G	CHEBIEMET - KAPCHELAL	SPOT IMPROV	2.8	1,000,003.91
	U_G81305	E	KENDUR - KAPCHENABEI - (JN URA 10)	SPOT IMPROV	3.6	900,003.43
	U_G81319	E	KAPKATUI - DB UG SEA	SPOT IMPROV	2.5	899,996.39
	U_G81348	E	KAPSIO - MINDILILWO - KAPCHIGOMET - KOBIL	ROUTINE MAINTE	6.3	999,999.02
	U_G81352	E	KOMBASANGONY - KOBIL - SINGORE	SPOT IMPROV	1.4	499,999.63
	U_G81355	E	MWAILUK - KAPTEL - SIROCH - KIBENDO	ROUTINE MAINTE	6.5	900,000.84
	U_G81399	E	CATTLE DIP - KIPSOEN	SPOT IMPROV	1.9	500,001.28
	URP 112	G	KOLOL -TOROK	SPOT IMPROV	2.0	1,000,002.59
	URP19	G	SOIYONI - MUNO - KAPTILIT	ROUTINE MAINTE	8.0	999,796.46
	URP21	G	JN C53 - KAMEZA - BELGUT - KAPTEREN	ROUTINE MAINTE	8.0	899,996.74
	URP42	G	FLORIDA - TUIYEBEI - KAPCHEBIRING DB UG	ROUTINE MAINTE	4.0	500,001.84
	URP90	G	KITE - KIPLUS - MORORIA LINK ROADS	ROUTINE MAINTE	8.0	400,004.70
	URP91	G	JN329(MTI MOJA) - DB UG AMANI	ROUTINE MAINTE	8.0	999,997.12
	URP94	G	JN C53 (KAMARINY STADIUM) - KOIBARAK	SPOT IMPROV	1.5	399,997.34
			TOTAL FOR : KEIYO NORTH		110.2	15,900,000.14
KEIYO SOUTH						
	D333	G	JN (53) KAPTARAKWA - JN C(54) KAPTAGAT	ROUTINE MAINTE	11.7	149,997.99
	E1402	G	JN (C54) CHEPKORIO - C(53) CHORORGET	ROUTINE MAINTE	5.8	150,003.97
	E279	G	KIPKABUS - POYU-EWECH - TUM	SPOT IMPROV	2.0	499,995.80
	E279X	G	SACHANGWAN - KIPRIRIA - KD	ROUTINE MAINTE	14.8	499,997.23
	E280	G	EMSEA - KIMWARER - KOCHOLWO - KIPSAOS	ROUTINE MAINTE	33.9	700,004.00
	E282J1	G	FLAX - KIPKABUS	ROUTINE MAINTE	12.1	149,998.00
	E587	E	KAPKITONY - KAMWOSOR	SPOT IMPROV	1.8	899,980.20
	R11A-KEIYO	SD	BIRETWO - KERIO RIVER	ROUTINE MAINTE	4.3	300,001.89
	R11-KEIYO	SD	NYARU - KAMONDIA	ROUTINE MAINTE	5.5	799,992.87
	R14A-KEIYO	G	MOKWO - KAPKOMOL	ROUTINE MAINTE	8.6	500,001.73
	R2B-KEIYO	G	C54 SINGORO - LELBOINET - KAPLIMO	ROUTINE MAINTE	7.0	800,000.30
	R2-KEIYO	G	KAPKENDA - NYARU	SPOT IMPROV	0.6	700,004.50
	R3-KEIYO	G	CHORORGET - MUSKUT - SIMIT	ROUTINE MAINTE	13.1	249,998.07
	R4-KEIYO	G	KAPKITONY - HZ - KAPCHORWA	ROUTINE MAINTE	8.6	900,144.14
	U_E8057	E	KAPKITONY - KETIGOI - KIMWARER	ROUTINE MAINTE	26.7	500,000.00
	U_G81450	E	JNC51 KOROBER - TOROKO	ROUTINE MAINTE	1.9	300,001.89
	U_G81458	E	ROKOCHO - ENDO	ROUTINE MAINTE	3.1	200,001.26
	U_G81513	E	C53 YATIANE PRIMARY	SPOT IMPROV	1.6	499,885.94
	U_G81532	E	SITOTWO - KAPALWAT	SPOT IMPROV	2.0	499,998.20
	U_G81588	E	POYWECH - MUNANDA	ROUTINE MAINTE	3.3	500,001.23
	U_G81619	E	TAIYA - KAPTENGWER	SPOT IMPROV	0.3	500,000.00
	U_G81625	E	KIPTABACH - KABECHEI	ROUTINE MAINTE	2.0	300,001.89
	URP 13	E	KAPSEGUT - KALWAL	ROUTINE MAINTE	5.0	499,999.89
	URP 65	G	CHEKOBEI - ENDO	ROUTINE MAINTE	8.0	199,997.76
	URP 9	G	CHORORGET - CHANGACH BARAK	ROUTINE MAINTE	10.0	399,999.01
	URP10	G	TURESIA - NKOBISI	ROUTINE MAINTE	8.0	499,999.64
	URP103	G	KOISOEN - SIMIT	ROUTINE MAINTE	5.0	499,999.64
	URP105	G	MATUGEN - EPKEE SURMO	ROUTINE MAINTE	8.0	800,001.53

CONSTITUENCY	ROAD NO.	S.T	ROAD NAME	WORK CATEGORY	KMs	AMOUNT (Ksh)
	URP107 SOUTH	E	SURMO - CHEP-SONGOL	ROUTINE MAINTE	14.0	700,000.90
	URP120 SOUTH	E	KAPTARIT - ENDO	ROUTINE MAINTE	5.0	199,997.76
	URP121	G	LOBOEN - KIPRIRIA	ROUTINE MAINTE	8.0	499,998.20
	URP122	G	CHEPKORIO SHOW-GROUND	ROUTINE MAINTE	8.0	199,998.97
	URP123	G	KAPKENDA - CHEP-SAIMO - CHEMAR-GACH	ROUTINE MAINTE	8.0	299,996.00
	URP28 KEIYO	E	CHEMWABUL - CHANGACH BARAK	ROUTINE MAINTE	5.0	199,997.76
	URP61	G	KALWAL - CHEMOI-BON PRIMARY	ROUTINE MAINTE	8.0	300,001.89
			TOTAL FOR : KEIYO SOUTH		270.6	15,900,000.02
			TOTAL FOR :EL-GEYO-MARAKWET		603.8	63,599,997.17
REGION: NANDI						
ALDAI						
	E1394	G	KUNDOS - KAPSAOS - KABOROGIN	SPOT IMPROV	5.6	1,200,600.00
	E232	G	SEREM - CHEMOBO - BANJA	ROUTINE MAINTE	6.9	1,299,200.00
	E246	E	KAPTUMO - KAP-KUONG	ROUTINE MAINTE	11.5	1,799,160.00
	E252	G	KOYO - LELGOI - KEBURO	SPOT IMPROV	1.4	1,249,900.00
	E297A	G	NDURIO - KAPKOLEI - KISORNGOT	SPOT IMPROV	4.4	1,350,240.00
	R15-NANDI	E	KAMAINDI - KIB-WARENG	SPOT IMPROV	0.4	1,200,600.00
	R2/3-NAN-DI	E	MOKONG - MO-SOMBOR	ROUTINE MAINTE	7.1	1,000,500.00
	R21-NANDI	E	KAPKOI - MORON-GIOT	ROUTINE MAINTE	5.6	1,000,500.00
	R60-NANDI	G	KAPKOLEI - KIMAR-EN	SPOT IMPROV	5.9	1,199,440.00
	R6-NANDI	G	NDURIO - KIPROT-KORIK - LAMAIYA	SPOT IMPROV	5.1	1,999,260.00
	R7-NANDI	G	NDURIO - CHEP-KONGONY	SPOT IMPROV	5.3	1,299,780.00
	T2605-NANDI	E	CHEPTULU - KOIT-ABUT	ROUTINE MAINTE	6.8	1,299,780.00
			TOTAL FOR : ALDAI		65.9	15,898,960.00
CHESUMEI						
	E1388	SD	CHEPTERIT - KAP-CHEMOIYWO	SPOT IMPROV	2.9	1,450,000.00
	E234	G	DANGER - KI-MONDI(C37) - CHEMUSWA - SIGOT	ROUTINE MAINTE	13.3	1,647,200.00
	E301	G	NDALAT - NDUBENETI - TERIGE - MOGO-BICH	SPOT IMPROV	5.0	1,300,360.00
	E302	G	LAW COURTS - KOSIRAI	ROUTINE MAINTE	6.0	1,200,600.00
	E326	G	KOSIRAI - NGECHEK	ROUTINE MAINTE	8.6	1,300,360.00
	R31-NANDI	E	MOSORIOT - NGECHEK	SPOT IMPROV	2.8	1,249,900.00
	R32-NANDI	E	MUTWOT CENTER - NGECHEK SEC. SCH.	SPOT IMPROV	2.0	1,500,460.00
	R33-NANDI	E	KARLEL - SIRONOI - SANIAK (D289)	ROUTINE MAINTE	6.7	1,199,440.00
	R61-NANDI	G	KAMOBO - SAMOO (T2609)	SPOT IMPROV	5.8	1,450,580.00
	T2602-NANDI	E	KIPSAMOITE(MERE-GEI) - KIMO-NDI(C37)	ROUTINE MAINTE	11.4	1,399,540.00
	T2609-NANDI	E	T2609-NANDI	SPOT IMPROV	4.4	1,200,600.00
	T2611-NANDI	E	KARLEL - KOSIRAI	SPOT IMPROV	2.3	999,340.00
			TOTAL FOR : CHESUMEI		71.2	15,898,380.00
EMGWEN						
	E284	E	KIPSIGAK - ARWOS	ROUTINE MAINTE	8.8	1,499,880.00
	E327	G	SHIRU - YALA (C39)	ROUTINE MAINTE	19.8	1,600,800.00
	R19A-NAN-DI	E	KAPCHEMOIYWO - KAPLAMAI	SPOT IMPROV	5.1	1,399,540.00
	R19-NANDI	E	CHEBARBAR - KIPSIGAK	SPOT IMPROV	5.2	1,200,600.00
	R1-NANDI	E	KIROPKET SHOPS - KIROPKET BRIDGE	SPOT IMPROV	1.6	1,299,780.00
	R22/4-NAN-DI	E	ARWOS - TIRYO - NGOMWO - KAPIRIRSANG - CHESUWE	SPOT IMPROV	0.4	1,200,600.00
	R22-4-NANDI	E	SINENDO - OLD-UBENETI PRY. SCH.	SPOT IMPROV	1.7	1,299,200.00
	R65-NANDI	E	KILIBWONI - KA-TANIN	SPOT IMPROV	4.1	1,199,440.00
	R8-NANDI	G	KAPKESENGEN - KIROPKET SHOPS	SPOT IMPROV	4.5	1,499,300.00
	T2607-NANDI	E	KAMARICH - MOKONG - KOLONG BRIDGE - KAMOBO	SPOT IMPROV	3.4	1,900,660.00
	T2615-NANDI	E	KAPKORIO - MOSOBECHO - KIROPKET	SPOT IMPROV	1.7	1,799,740.00

CONSTITUENCY	ROAD NO.	S.T	ROAD NAME	WORK CATEGORY	KMs	AMOUNT (Ksh)
			TOTAL FOR :EMGWEN		56.2	15,899,540.00
MOSOP						
	D288	G	LEMOOK - KAP-KATEMBU - DB (UG)	ROUTINE MAINTE	26.3	1,699,400.00
	D297	G	KAPKATEMBU - CHEPTERWAI - KOISOLIK	ROUTINE MAINTE	25.8	1,400,700.00
	D300	G	KAPKOROS - KA-MASAI	ROUTINE MAINTE	10.2	1,300,360.00
	D304	G	KAPCHUMO - KA-BIEMIT - KAPLEMUR	ROUTINE MAINTE	18.2	1,199,440.00
	E1385	G	TELDET (D289) - KA-BISAGA - KAPSIRIA	ROUTINE MAINTE	8.3	1,350,008.00
	E1386	G	SACHANGWAN - KABIYET	ROUTINE MAINTE	7.0	1,251,640.00
	E301	G	NDALAT - NDUBENETI - TERIGE - MOGO-BICH	SPOT IMPROV	5.0	1,799,740.00
	L2602	G	KAPSIRIA - KAMU-LAT - KAPBRUS - DB (UG)	ROUTINE MAINTE	7.8	1,200,600.00
	R38-NANDI	E	KABIYET - SANGALO	SPOT IMPROV	6.8	1,399,540.00
	R39-NANDI	G	CHEPKIEB - KAIBOI	ROUTINE MAINTE	5.6	1,000,500.00
	R40-NANDI	E	SEPTONOK - TABOLWA	SPOT IMPROV	5.9	1,249,320.00
	R42-NANDI	E	KAPKOROS - KI-PYESHI	ROUTINE MAINTE	8.0	1,050,960.00
			TOTAL FOR : MOSOP		134.7	15,902,208.00
TINDERET						
	D293J2	G	CHEMASE - CHEMURSOI - MIWANI (C34 JN)	SPOT IMPROV	5.3	1,900,915.20
	D311	G	KOPERE - CHEMASE - KIBIGORI (JNC C34)	ROUTINE MAINTE	19.7	1,600,800.00
	D312	G	LABUIYWA - KE-BENETI	ROUTINE MAINTE	20.5	1,499,880.00
	D332	G	SONGHOR - METE-ITEI - DB (UG)	ROUTINE MAINTE	29.0	1,400,700.00
	E1392	E	KIMWANI - KABIRER	ROUTINE MAINTE	12.4	1,500,460.00
	E1395	E	KIMWANI - SOKOSIK - KIBUKWO	ROUTINE MAINTE	13.3	1,799,740.00
	E270	G	TINDERET - NYAN-DO	ROUTINE MAINTE	23.7	1,999,260.00
	R10-NANDI	G	LITEI - CHEPTONON - KAPCHUMARI - MOMBWA	SPOT IMPROV	2.1	1,500,460.00
	R57-NANDI	G	SENETWO - TIN-DERET	SPOT IMPROV	4.1	1,300,360.00
	R59-NANDI	E	SONGHOR - SOBA RIVER	ROUTINE MAINTE	12.9	1,399,540.00
			TOTAL FOR : TIN-DERET		143.0	15,902,115.20
NANDI HILLS						
	D305	G	KESSES - LESSOS	SPOT IMPROV	2.7	1,199,440.00
	E247	G	SAMOEI - SAVANI	ROUTINE MAINTE	7.7	1,200,600.00
	E285	G	MATEMA - CHE-MOMI	ROUTINE MAINTE	13.0	1,500,460.00
	E301	G	NDALAT - NDUBENETI - TERIGE - MOGO-BICH	ROUTINE MAINTE	10.3	1,399,540.00
	G2601-NANDI	G	NANDI HILLS - WA-TER SUPPLY	SPOT IMPROV	5.4	1,200,600.00
	G2602-NANDI	G	KIBWARI - KBC	SPOT IMPROV	0.9	1,000,500.00
	R1A-NAN-DI	E	OL LESSOS INSTI-TUTE - LOLDUGA	SPOT IMPROV	6.2	1,399,540.00
	R49-NANDI	E	LESSOS - EMDIN - KAPNYEBERAI	SPOT IMPROV	2.5	1,500,460.00
	T2604-NANDI	E	CHEPKUNYUK - SIWO	ROUTINE MAINTE	8.1	1,300,360.00
	T2606-NANDI	E	NANDI HILLS - MU-GUNDOI	ROUTINE MAINTE	7.0	1,399,540.00
	T2613-NANDI	E	CHEPLELACHBEI - KOILOT	ROUTINE MAINTE	6.8	1,300,360.00
	T2614-NANDI	E	KOILOT - MOGO-BICH	ROUTINE MAINTE	14.3	1,500,460.00
			TOTAL FOR : NANDI HILLS		84.7	15,901,860.00
			TOTAL FOR : NANDI		555.8	95,403,063.20
REGION: SAM-BURU						
SAMBURU WEST						
	E1422	E	AMAIYA - LOLMO-LOG	ROUTINE MAINTE	21.7	2,586,800.00
	E1452	E	MARALAL - LOOSUK	SPOT IMPROV	16.6	3,400,320.76
	E463	E	C77 - SUGUTA MAR-MAR - OPIROI	ROUTINE MAINTE	42.3	4,199,200.00
	E464	E	KISIMA - C77 - BAA-WA PRY	SPOT IMPROV	6.6	2,307,240.00
	URP30W	E	SUGUTA - MARMAR - KIRIMON	ROUTINE MAINTE	22.2	3,419,680.00
			TOTAL FOR : SAM-BURU WEST		109.3	15,913,240.76
SAMBURU EAST						

CONSTITUENCY	ROAD NO.	S.T	ROAD NAME	WORK CATEGORY	KMs	AMOUNT (Ksh)
	E470	E	JUNCT C78 NGUTUK - ELMUGET	ROUTINE MAINTE	13.6	2,339,215.40
	E473	E	WAMBA - BARSALOI	ROUTINE MAINTE	70.0	2,946,782.80
	E665	E	A2 SEROLIPI - NDONY UASIN - MILGIS RIVER	ROUTINE MAINTE	117.9	2,785,943.00
	E670	E	JUNCT C79 - SARARA	SPOT IMPROV	5.1	3,305,495.40
	URP18E	E	A2 SEROLIPI - KAURO	SPOT IMPROV	2.0	2,325,800.00
	URP6E	E	WAMBA - NGILAI	SPOT IMPROV	1.0	2,202,898.00
			TOTAL FOR : SAMBURUEAST		209.5	15,906,134.60
SAMBURU NORTH						
	E473	E	WAMBA - BARSALOI	ROUTINE MAINTE	70.0	2,815,900.00
	E662	E	BARAGOI - LESIRKAN	SPOT IMPROV	7.8	3,827,420.00
	E669	E	JUNCT C77 - TUUM	ROUTINE MAINTE	34.4	3,166,800.00
	URP19N	E	BARAGOI -LOGETEI - KAWAP	SPOT IMPROV	2.9	3,158,100.00
	URP22N	E	OPIROI - MURUANKAI - LODUNGOKWE	SPOT IMPROV	0.5	2,933,176.00
			TOTAL FOR : SAMBURU NORTH		115.7	15,901,396.00
			TOTAL FOR : SAMBURU		434.4	47,720,771.36
REGION: TURKANA						
TURKANA WEST						
	E1352	G	A1 NADAPAL - NAKALALE - A1 NANAM	ROUTINE MAINTE	75.0	5,972,788.96
	U_G82614	E	U_G82614	ROUTINE MAINTE	30.0	2,376,315.68
	URF-TW2	E	LOKICHOGGIO - LOCHORANGAMOR - LODUAT	ROUTINE MAINTE	40.0	4,074,592.80
	URF-TW3	E	IRIA -NAURUTOPEYOK	ROUTINE MAINTE	50.0	3,476,302.54
			TOTAL FOR : TURKANA WEST		195.0	15,899,999.98
LOIMA						
	U_G82551	G	U_G82551	ROUTINE MAINTE	18.1	2,110,394.96
	U_G82553	E	U_G82553	SPOT IMPROV	3.1	1,915,915.39
	U_G82565	G	U_G82565	ROUTINE MAINTE	46.4	2,230,054.53
	U_G82772	E	U_G82772	ROUTINE MAINTE	21.2	1,749,915.68
	U_G82778	E	LOMIL - KALOBOI JUNCTION	ROUTINE MAINTE	26.0	1,468,082.54
	URF-LO1	E	NAIPA - MORUONGOR	ROUTINE MAINTE	18.0	1,102,845.41
	URF-LO2	E	LOBEI - KABAKULI	ROUTINE MAINTE	15.0	1,082,841.44
	URF-LO3	E	LORENGIPPI- NAPAK -KATERUK	ROUTINE MAINTE	43.3	2,481,917.57
	URF-LO7	E	LOBEI- SASAK-KALEMUNYANG	ROUTINE MAINTE	30.0	1,758,035.68
			TOTAL FOR : LOIMA		221.1	15,900,003.20
TURKANA SOUTH						
	D346	E	A1 LOKWAMUR - DBW-P LOTONGOT	ROUTINE MAINTE	17.0	1,402,456.89
	U_E8109	E	A1 KEEKORISOGOL - NAKAALEI	ROUTINE MAINTE	70.0	4,234,569.02
	URF -TS20	E	NAKALEI - KATIR	ROUTINE MAINTE	25.0	1,349,996.40
	URF-TS22	E	KAIPEOT - LOKWAMUR	ROUTINE MAINTE	90.0	4,684,229.63
	URF-TS23	E	KATILU - LOKAPEL - KANAODON	ROUTINE MAINTE	28.0	2,068,753.83
	URF-TS24	E	NAPUSMORU - KENGOLERENG	ROUTINE MAINTE	40.0	2,159,994.24
			TOTAL FOR : TURKANA SOUTH		270.0	15,900,000.01
TURKANA EAST						
	E360	E	A1 GAKONG - C46 NR LOKWAMOSING	ROUTINE MAINTE	55.0	4,137,850.10
	U_G82806	E	LOKORI - LOTUBAE - KATILIA	ROUTINE MAINTE	50.0	4,697,987.47
	U_G82809	E	LOKORI - KAMUGE - BARAGOI	ROUTINE MAINTE	67.0	3,617,990.35
	URF 10	E	LOPII - KARUKO	ROUTINE MAINTE	30.0	1,619,995.68
	URF 13	E	LOKWAMOSING - KAAKULIT	ROUTINE MAINTE	25.0	1,826,176.40
			TOTAL FOR : TURKANAEAST		226.9	15,900,000.00
TURKANA NORTH						
	E376	E	E375 NR KOKURO - C47 NAMORUPUTH	ROUTINE MAINTE	33.5	2,746,913.78
	U_D8030	E	KANUKURUDIO - KATABOI	ROUTINE MAINTE	49.5	3,666,909.73
	U_E8116	G	U_E8116	ROUTINE MAINTE	39.4	2,536,234.67
	U_E8120	E	LOKITAUNG - RIOKOMOR - KOKISELEI	ROUTINE MAINTE	43.2	1,711,795.85
	URF-TN	E	KAIKOR -LOKIYOTO - LORUTH	ROUTINE MAINTE	60.0	3,360,051.36
	URF-TN1	E	MLIMATATU - NAKITOEKAKUMON	ROUTINE MAINTE	25.0	1,878,095.68
			TOTAL FOR : TURKANA NORTH		250.5	15,900,001.07
TURKANA CENTRAL						
	U_G82727	G	U_G822727	SPOT IMPROV	5.7	1,814,875.68
	U_G82749	E	KANGAGETEI - NAOROS - AKATUMAN	ROUTINE MAINTE	25.0	1,593,596.40
	U_G82755	E	U_G82755	ROUTINE MAINTE	13.0	1,323,597.12
	URF7-TC	E	D348 JUNCT. -NABWEL EKOROT	ROUTINE MAINTE	50.0	2,618,795.85
	URF-TC1	E	NAKUNGOL - NARUKEMER	ROUTINE MAINTE	30.0	1,741,795.68
	URF-TC2	E	NAKWAPOO - EKWAR	ROUTINE MAINTE	30.0	1,863,595.68
	URF-TC3	E	KAKWANG - CHOK-CHOK	ROUTINE MAINTE	18.0	1,116,069.41
	URF-TC4	E	NAYANAE - KALALIO-NABWEPUS	ROUTINE MAINTE	23.0	1,263,300.78
	URF-TC5	E	NAKWEI - NAPETAO	ROUTINE MAINTE	20.0	1,287,057.12
	URF-TC6	E	NADIPOE - KAIKIR -KEKORI	ROUTINE MAINTE	22.0	1,277,316.83
			TOTAL FOR : TURKANA CENTRAL		236.7	15,900,000.55
			TOTAL FOR : TURKANA		1,400.2	95,400,004.81
REGION: WEST POKOT						
KAPENGURIA						
	D327	G	A1:KAMATIRA - KAPSAIT	ROUTINE MAINTE	13.4	1,389,198.66
	D341	G	A1-AMON RIVER	SPOT IMPROV	9.2	2,259,195.81
	D342	SD	A1:BENDERA-DCS OFFICE	SPOT IMPROV	2.3	589,999.20
	D344	G	A1:MAKUTA-NO-KONYAO	ROUTINE MAINTE	32.5	2,207,671.17
	D345	G	A1:CHEPARERIA-PTOYO	ROUTINE MAINTE	25.2	880,298.08
	E1300	G	E1341:TALAU-TRANS-NZOIA BORDER	ROUTINE MAINTE	3.0	515,905.39
	E1338	G	D344:KISHAUNET-D341:TARTAR	ROUTINE MAINTE	7.2	858,599.30
	E1339	G	D341:KERINGET-A1:PSIGIRIO	ROUTINE MAINTE	5.4	523,998.77
	E1341	G	E342:TALAU-E342: SIYOI	ROUTINE MAINTE	8.4	426,708.77
	E341	G	D342:BENDERA-E342:ARAMAGET	ROUTINE MAINTE	5.1	244,818.00
	E342	G	A1:MURKWIJIT-D327:CHEPYOMET	ROUTINE MAINTE	16.0	1,329,712.13
	E345	G	D344: MATEMBUR - R11:CHEPTUMET	ROUTINE MAINTE	10.7	1,104,532.79
	E347	G	KANYARKWAT(D-B)-D344:KONGELAI	ROUTINE MAINTE	36.1	834,997.97
	E380	G	A1:MAKUTA-NO-KAPKORIS	ROUTINE MAINTE	6.2	669,098.59
	R11-WEST POKOT	G	E347:CHEPTUMET-D341:KERINGET	ROUTINE MAINTE	19.9	769,999.20
	R21-WEST POKOT	G	E342:SIY-OI-KARECH-D327:PARAYWA	ROUTINE MAINTE	13.8	644,999.35
	U_G82329	E	KOTIT - EMBOUGH	ROUTINE MAINTE	6.7	649,169.42
			TOTAL FOR : KAPENGURIA		221.1	15,898,902.61
POKOT SOUTH						
	D327	G	A1:KAMATIRA - KAPSAIT	ROUTINE MAINTE	26.2	4,220,206.17
	E1337	G	D345:CHEPKOBEH-A1:MURPUS	ROUTINE MAINTE	10.7	2,135,840.82
	E353A	G	E354:SINA-D327: KAPSAIT	ROUTINE MAINTE	28.8	1,328,325.67
	E356	G	A1:ORTUM-IYON RIVER	SPOT IMPROV	0.7	659,720.78
	U_G82239	E	D345:CHEPKOBEH - NAKWIJIT	SPOT IMPROV	5.6	1,694,600.40
	URF-11	G	TOMUSWO - CHEPKELAT - SEKUTION	ROUTINE MAINTE	10.4	1,080,199.15
	URF12	E	KIPAT - RING RING	ROUTINE MAINTE	10.2	1,182,166.29
	URP30	E	URP30:KERELWA - SONDANY	ROUTINE MAINTE	25.0	1,153,103.58
	URP33	E	URP33: ORTUM - SEKUTION	ROUTINE MAINTE	9.5	1,250,011.17
	URP6	E	CHEPKOBEGH CENTRE KWANZA - CHESRA	ROUTINE MAINTE	10.2	1,199,938.88
			TOTAL FOR : POKOT SOUTH		137.2	15,904,112.92
KACHELIBA						
	D344	G	A1:MAKUTA-NO-KONYAO	ROUTINE MAINTE	42.6	1,884,448.30
	E1335	G	NB:KANYERUS-D344:KACHELIBA	ROUTINE MAINTE	24.0	961,959.50
	E1336	G	D344:KACHELIBA-CHERANGAN	ROUTINE MAINTE	18.1	1,871,958.54
	E348	G	D344:KODICH-CHERANGAN-NAKWIJIT	ROUTINE MAINTE	13.9	1,091,399.06

CONSTITUENCY	ROAD NO.	S.T	ROAD NAME	WORK CATEGORY	KMs	AMOUNT (Ksh)
	E349	G	D344:KONYAO-NB UGANDA	ROUTINE MAINTE	11.8	336,699.62
	E364	G	D344:KON-YAO-ALALE-NAUYAPONG(DB) TURKANA	ROUTINE MAINTE	86.5	4,400,374.27
	R16-WEST POKOT	G	E364:LOSAM-KAM-KETO-KASEI	ROUTINE MAINTE	29.3	1,381,015.61
	URP7	G	ALALE - LENGOROK - PROMPUR	ROUTINE MAINTE	20.0	3,969,998.86
			TOTAL FOR : KACHELIBA		246.2	15,897,853.77
SIGOR						
	D346	G	B4:WEI WEI-LO-TONGOT	ROUTINE MAINTE	45.0	4,018,486.08
	E333	G	B4:JUNCTION-KERIO RIVER (DB)	ROUTINE MAINTE	9.4	741,500.78
	E355J2	G	B4:WEI WEI-TAM-KAL-ENDOW	ROUTINE MAINTE	17.5	2,269,999.20
	U_G82253	G	B4:LOMUT - CHESO-GON	ROUTINE MAINTE	16.1	2,473,950.00
	U_G82269	E	A1: WAKOR - KOKO-TENDWA	ROUTINE MAINTE	17.0	2,149,473.78
	U_G82273	E	B4:SIGOR - IPEET	SPOT IMPROV	7.2	1,828,451.38
	URP31	E	A1:MARICH- CHEP-KONDOL	ROUTINE MAINTE	25.0	2,416,997.74
			TOTAL FOR : SIGOR		137.2	15,898,858.96
			TOTAL FOR : WEST POKOT		741.7	63,599,728.25
REGION: BUN-GOMA						
MT. ELGON						
	E1238	G	D275 MASAEK-KISI-GON-CHEP-KURKUR-BANANDE-KA	ROUTINE MAINTE	12.9	1,238,985.58
	E1242	G	KOPSIRO-CHEBYUK	SPOT IMPROV	7.6	2,450,108.53
	E1244	G	E277 CHEPTAIS-KANGANGA-END	SPOT IMPROV	4.2	1,026,159.22
	E162	E	D275 KWASHI-UNDU - MASABA - KAKIRONGO - E277 EMBAKASI	ROUTINE MAINTE	4.5	805,668.74
	E277	G	E1232 JCT-CHEP-TAIS-KIMABOLE-SIRISIA	ROUTINE MAINTE	20.1	2,596,736.59
	E315	E	C42 CHEPKA-KA-D275 CHEP-TONON	ROUTINE MAINTE	4.3	448,329.58
	E318	E	D275 KAPTAMA-KABOYWO	ROUTINE MAINTE	11.0	1,207,514.81
	G1-MT ELGON	E	D275 JCT- KWS OFFICE	ROUTINE MAINTE	2.8	341,040.00
	R17-BUN-GOMA	E	KHWIRORO- KAM-TIONG	SPOT IMPROV	4.2	889,608.09
	R18-BUN-GOMA	G	D265 CHESAMISI-DB. MT. ELGON	SPOT IMPROV	2.9	847,656.67
	R1-BUN-GOMA	E	D277 WAMONO-E277 JCT	ROUTINE MAINTE	12.6	621,215.98
	R37J1-MT ELGON	E	D275- D275 CHE-MOGE	ROUTINE MAINTE	3.5	692,504.37
	R37-MT ELGON	E	D275 CHEMOGE-KONGIT- KAPTATE-LIO	ROUTINE MAINTE	4.1	596,769.57
	R6-MT ELGON	E	KONA TATU-KONGIT- KAPTATE-LIO	ROUTINE MAINTE	8.8	687,649.18
	URP MLN	G	DB. MPAKANI- KAP-KATENY	ROUTINE MAINTE	6.1	817,419.57
	URP 4 MLN	G	BUKONOI- MARIKO CTR.	ROUTINE MAINTE	4.0	631,644.39
			TOTAL FOR : MT.EL-GON		113.7	15,899,010.91
WEBUYE EAST						
	E308	G	A1 LUGULU-E309 MAKUSELWA	ROUTINE MAINTE	16.4	2,350,673.88
	E309	G	A1 MISIKHU-KIBISI	ROUTINE MAINTE	7.7	766,511.78
	L6003	G	D282 NZOIA MKT-L 6002 KARIMA	ROUTINE MAINTE	2.5	206,059.42
	R10-BUN-GOMA	E	D271 WEBUYE-NABUY-OLE-CHETAMBE-A1 LUGULU	SPOT IMPROV	7.2	2,710,628.54
	R8-BUN-GOMA	E	A1 LUGULU-E308 MALOMONYE	SPOT IMPROV	7.1	2,123,640.49
	R9-BUN-GOMA	E	E308 LUKUSI- R10 NABUYOLE	ROUTINE MAINTE	8.1	643,303.33
	U_G91381	E	U_G91381	SPOT IMPROV	1.1	1,407,312.00
	U_G91415	E	U_G91415	SPOT IMPROV	1.5	1,345,959.60
	URP 1 WBY EAST	G	A1 WABUKHONYI-R7 MISEMWA	ROUTINE MAINTE	2.9	173,524.40
	URP 10 WBY EAST	G	R9 LUKUSI- BAKISA D.E.B- MWIROLO- R9 FROI	ROUTINE MAINTE	4.9	704,112.76
	URP 15 WBY EAST	G	D269 NANGOTO-NZOIA P.E.E.A	ROUTINE MAINTE	3.6	205,556.64
	URP 19 WBY EAST	G	A1 MISIKHU-R8 MAGEMO	ROUTINE MAINTE	4.5	530,850.22
	URP 23 WBY EAST	G	URP SATELITE-MURUMBA-- MIHUU	SPOT IMPROV	2.8	1,444,649.82

CONSTITUENCY	ROAD NO.	S.T	ROAD NAME	WORK CATEGORY	KMs	AMOUNT (Ksh)
	URP 6 WBY EAST	G	NDIVISI- MISWMWA	ROUTINE MAINTE	6.0	413,930.41
	URP 7 WBY EAST	G	R10 NABUYOLE FALLS- SATELTE- R10 SIPALA	ROUTINE MAINTE	5.0	701,483.68
	URP 9 WBY EAST	G	LUTACHO KIBISI RV.	ROUTINE MAINTE	2.5	171,540.80
			TOTAL FOR : WEBUYEEAST		83.7	15,899,737.78
SIRISIA	D275	G	C33 SIKUSI- C42 - NAMWELA-D285 KAPTAMA	ROUTINE MAINTE	12.5	2,087,847
	D277	G	C33 MAYANJA-E1231 JCT-E159J1 BISUNU	ROUTINE MAINTE	23.5	4,067,982
	E1231	G	D277 MAYAN-JA-E159J1 BUKOK-HOLO	SPOT IMPROV	2.5	902,624
	E158	G	D277 TULIENGE- DB. AMAGORO	ROUTINE MAINTE	9.6	1,456,145
	E159	G	DB. AMAGORO- C42 BUKOKHOLO	SPOT IMPROV	7.53	1,671,853
	E159J1	G	E1231 BUKOKHO-LO-D277 BISUNU	SPOT IMPROV	4.55	983,253
	E159J2	G	D277 BISUNU- D275 KOLANI	SPOT IMPROV	2.22	1,232,148
	E162J1	G	CHEBUKAKA - MAKHONGE - D275 NAMWELA	SPOT IMPROV	3	1,337,917
	E298	G	D277 SIBANGA - D275 TOLOSO SCHOOL	ROUTINE MAINTE	6.27	1,023,528
	URP 18 SRS	G	C42 KULISIRU-NDA-KARU-E158 MACH-AKHA	SPOT IMPROV	5	1,125,894
			TOTAL FOR: SIRISIA		76.66	15,889,191
WEBUYE WEST						
	D269	G	C41 MWIBALE-D269A JCT-A104 WEBUYE	ROUTINE MAINTE	23.7	3,016,813.14
	D280	G	A104 MATISI-D279J1 BOKOLI-C42 CHEP-KAKA	ROUTINE MAINTE	14.0	2,634,168.63
	E1241	G	D269 JCT- E310J1 MANGANA	SPOT IMPROV	2.8	1,823,999.08
	E310J1	E	D270 EKITALE- A104 WEBUYE	ROUTINE MAINTE	13.4	461,305.51
	E314	E	A1 MALAHA-SIRI-SIA-BUNJOSI-KIBISI	ROUTINE MAINTE	7.6	1,225,705.49
	E316A	G	D280 MACHAKHA-A1 MISIKHU	ROUTINE MAINTE	8.3	1,087,154.25
	E316J2	G	D279J1 DARAJA MBILI- A1 JCT	ROUTINE MAINTE	9.9	1,015,216.78
	U_E9091	E	U_E9091	ROUTINE MAINTE	9.6	926,445.60
	U_G91439	E	U_G91439	ROUTINE MAINTE	2.2	341,179.20
	URP 2 WBY WEST	G	A1 LUGULU-- E314 KITUNI	ROUTINE MAINTE	3.3	324,645.95
	URP 3 WBY WEST	G	A1 MWALIMU HSE-E310 MALAHA	ROUTINE MAINTE	2.7	248,496.94
	URP 4 WBY WEST	G	CHEBOSI- WANELO-BA- KITUNI	SPOT IMPROV	4.6	1,159,053.78
	URP 5 WBY WEST	G	MATISI- WAMAN-GOLI- MALAHA	SPOT IMPROV	6.0	1,558,365.92
			TOTAL FOR : WEBUYE WEST		108.0	15,822,550.27
KIMILILI						
	E1236	G	E316 CHEBUKWA-BI-C42 KIMILILI	SPOT IMPROV	4.5	1,969,140.62
	E1237A	G	C42 KIMILILI-R17 KAMTIONG	SPOT IMPROV	3.0	1,518,884.05
	R17-BUN-GOMA	E	KHWIRORO- KAM-TIONG	SPOT IMPROV	1.0	1,335,624.38
	R27-BUN-GOMA	G	D285 JCT LURARE-A1 MALIKI	SPOT IMPROV	2.1	1,537,595.08
	R40-BUN-GOMA	E	C42 JCT- E316 CHE-BUKWABI	SPOT IMPROV	5.6	1,635,648.81
	R5-BUN-GOMA	E	D265 JCT- D285 CHESAMISI	SPOT IMPROV	7.9	1,609,662.45
	URP 3 KML	G	C42 KIBISI RV.-WA-BUKHONYI	SPOT IMPROV	7.0	1,785,161.70
	URP 36 KML	G	C42 LUTONYI-KHWIRORO	SPOT IMPROV	3.5	1,568,593.35
	URP 41 KML	G	RASHID TARMAC-SIUNA MKT- CHE-BUKABI	ROUTINE MAINTE	7.2	1,410,737.83
	URP 42 KML	G	MAENI- SIKHENDU SEC. SCHL- FORMER CLLR TABANI	SPOT IMPROV	4.0	1,528,104.54
			TOTAL FOR : KIMILILI		45.8	15,899,152.82
TONGAREN						
	D283	SD	A1 MFUPI-C44 NAITIRI-D284 BRIG-ADIER-DB. LUGARI	ROUTINE MAINTE	31.1	2,998,023.16
	D284	SD	DB. LUGARI-D283 BRIGADIER-DB. SABOTI	ROUTINE MAINTE	17.6	2,602,636.32
	E309	G	A1 MISIKHU-KIBISI	SPOT IMPROV	9.2	3,068,345.00
	L6003	G	D282 NZOIA MKT-L 6002 KARIMA	SPOT IMPROV	9.0	2,131,566.72
	L6004A	G	L6004 JCT- L6002 MBAKALO	SPOT IMPROV	2.4	1,776,053.41
	L6007	G	C44 WABUKHO-NYI-NDALU-D284	ROUTINE MAINTE	16.3	1,426,497.15

CONSTITUENCY	ROAD NO.	S.T	ROAD NAME	WORK CATEGORY	KMs	AMOUNT (Ksh)
	U_G91349	E	U_G91349	SPOT IMPROV	2.5	1,896,857.35
			TOTAL FOR : TON-GAREN		88.1	15,899,979.11
KABUCHAI						
	D280	G	A104 MATISI-D279J1 BOKOLI-C42 CHEP-KAKA	SPOT IMPROV	3.3	693,244.43
	E1235	G	D279 NALON-DO-E312 MUKH-WEYA	SPOT IMPROV	2.8	1,560,125.20
	E1235J1	G	A104 MABANGA-D279J1 NALONDO	SPOT IMPROV	8.7	1,986,796.38
	E132A	G	C33SIKUSI-MUKH-WEYA	SPOT IMPROV	2.6	1,385,888.89
	E312	G	D279 CHEBUKWA - KABUCHAI - C33 MUSESE	SPOT IMPROV	12.2	4,825,205.94
	R12-BUN-GOMA	E	MARAKARU - SIKATA	SPOT IMPROV	1.5	899,060.37
	R39-BUN-GOMA	G	MUKHWEYA - KHA-CHONGE	SPOT IMPROV	2.7	2,018,531.08
	U_F9046	G	U_F9046	ROUTINE MAINTE	6.1	889,113.34
	U_G9832	E	U_G9832	SPOT IMPROV	1.6	744,448.28
	URP23 KA-BUCHAI	G	D279 CHEBUK-WA-KASOSI PRI-E1235 KASOSI MKT	SPOT IMPROV	3.0	897,633.31
			TOTAL FOR : KA-BUCHAI		44.5	15,900,047.22
BUMULA						
	D258	G	C33 MUSIKOMA DB BUSIA(K)BUYOFU	ROUTINE MAINTE	16.0	2,145,096.55
	D278	G	C32J1 SANGO-C33 MAYANJA	ROUTINE MAINTE	12.0	851,815.84
	E1231	G	D277 MAYAN-JA-E159J1 BUKOK-HOLO	SPOT IMPROV	4.0	830,569.95
	R11-BUN-GOMA	E	R24 MATEKA- A104 SIRITANYI	SPOT IMPROV	3.5	795,684.11
	R15-BUN-GOMA	E	D257 LUNAO-D258 NAMATOTOA	SPOT IMPROV	5.4	1,184,137.56
	R16-BUN-GOMA	E	D258 CHILIBA-BU-RANGASI-LUKHUNA	ROUTINE MAINTE	5.1	1,009,963.95
	R22-BUN-GOMA	E	C42 NAPARA-R23A JCT	SPOT IMPROV	0.3	794,230.05
	R23A-BUN-GOMA	E	R23 KIMWANGA- R22 JCT- D278 NETIMA	SPOT IMPROV	2.9	1,043,276.83
	R23-BUN-GOMA	E	A104 KIMWANGA-SI-BOTI-D278 BOSIO	SPOT IMPROV	2.6	1,026,636.17
	R24-BUN-GOMA	E	D258 MATEKA- TU-LUMBA-A104 JCT-D278 JCT	SPOT IMPROV	2.0	1,264,505.07
	R32-BUN-GOMA	G	E1231 MUKWA-D 278 NETIMA	ROUTINE MAINTE	4.4	718,855.22
	R34-BUN-GOMA	E	R11 MUANDA-D257 BUMULA	ROUTINE MAINTE	9.1	1,017,238.37
	R35-BUN-GOMA	E	A104 NANG'ENI-D258 MATEKA	ROUTINE MAINTE	10.2	1,097,710.59
	R36-BUN-GOMA	G	D258 LUMBO-KA-D258 NASIANDA	ROUTINE MAINTE	7.2	1,071,114.51
	U_G91115	E	U_G91115	ROUTINE MAINTE	9.3	1,048,680.11
			TOTAL FOR : BU-MULA		93.9	15,899,514.90
KANDUYI						
	D258	G	C33 MUSIKOMA DB BUSIA(K)BUYOFU	ROUTINE MAINTE	5.3	646,968.05
	D269	G	C41 MWIBALE-D269A JCT-A104 WEBUYE	ROUTINE MAINTE	7.0	700,224.81
	D270	G	C41 SANGALO-E310 EKITALE-A104 MABANGA	ROUTINE MAINTE	8.4	903,966.05
	D277	G	C33 MAYAN-JA-E1231 JCT-E159J1 BISUNU-E298 SIBAN-GA-C42 SIRISIA-E158 J1 TULIENGE-C32 KORSIANDETI	SPOT IMPROV	2.0	448,521.05
	E310	G	C33 BUNGOMA-D270 EKITALE	ROUTINE MAINTE	6.2	655,274.00
	E310J1	E	D270 EKITALE- A104 WEBUYE	ROUTINE MAINTE	9.7	786,917.99
	R11-BUN-GOMA	E	R24 MATEKA- A104 SIRITANYI	ROUTINE MAINTE	5.7	585,998.45
	R26A-BUN-GOMA	G	R26 JCT- C33 SIKUSI	ROUTINE MAINTE	5.0	595,071.97
	R26-BUN-GOMA	G	C33 JCT- C33 JCT (LOOP)	ROUTINE MAINTE	5.2	664,346.01
	R33-BUN-GOMA	G	C33 KIBABII A104 SIRITANYI	ROUTINE MAINTE	4.4	589,700.01
	R33C-BUN-GOMA	G	A104 BUEMA- BUE-MA	ROUTINE MAINTE	9.1	687,910.79
	U_G91076	G	U_G91076	SPOT IMPROV	0.1	576,728.07
	U_G91077	E	C33 KCC- RANJE-C41 SIAKA	SPOT IMPROV	1.0	759,819.91
	U_G91079	E	U_G91079	ROUTINE MAINTE	7.9	598,172.07
	U_G91083	E	U_G91083	SPOT IMPROV	0.8	731,108.07
	U_G91109	E	U_G91109	ROUTINE MAINTE	3.5	622,184.07

CONSTITUENCY	ROAD NO.	S.T	ROAD NAME	WORK CATEGORY	KMs	AMOUNT (Ksh)
	U_G91257	E	U_G91257	SPOT IMPROV	2.9	803,144.07
	U_G91277	G	U_G91277	ROUTINE MAINTE	5.1	786,266.07
	U_G9941	E	U_G9941	SPOT IMPROV	2.6	598,922.01
	U_P_6 KDY	G	C33 MOSQUE-KHALABA RV.	SPOT IMPROV	1.0	631,224.05
	U_P_7 KDY	G	C33 SHELL PETROL STN.- POMBO MBILI	SPOT IMPROV	3.0	663,588.05
	URP 10A	G	C41 KITINDA-LUYEKHE	SPOT IMPROV	3.2	652,036.09
	URP 13 KDY	G	R33A KIBABII UNI-VERSITY- BUKUSU PRI- A104 MAYANJA RV.	ROUTINE MAINTE	4.2	659,072.07
	URP22 KA-BUCHAI	G	URP20-CHEBUK-WA-MUYAYI	SPOT IMPROV	2.3	551,916.49
			TOTAL FOR : KAN-DUYI		105.6	15,899,080.30
			TOTAL FOR : BUN-GOMA		683.3	127,119,073.30
REGION: BUSIA						
TESO SOUTH						
	E1213C	E	E1213C	SPOT IMPROV	0.5	401,220.80
	E156J1	E	ADUNGOSI - KA-LIWA	ROUTINE MAINTE	11.8	2,002,865.56
	E157	E	AKITES - TANGA-KONA	ROUTINE MAINTE	9.7	1,813,569.82
	R14-TESO	G	KISOKO - SEGERO - AKOBWAIT	ROUTINE MAINTE	7.9	1,007,372.40
	R1-TESO	E	LUKOLIS - SIM-BACHAI	SPOT IMPROV	2.4	2,419,884.63
	U_E9017	E	TANGAKONA - KA-LIWA -SIMBACHAI	SPOT IMPROV	7.2	1,616,706.20
	U_F9025	E	ADONGOSI - ASIRIAM	SPOT IMPROV	3.8	2,972,465.73
	U_F9028	E	AMUKURA - KAMU-NOIT	SPOT IMPROV	3.0	862,805.94
	U_G9175	G	U_G9175	SPOT IMPROV	1.2	2,194,386.84
	U_G9425	E	U_G9425	SPOT IMPROV	0.3	608,882.31
			TOTAL FOR : TESO SOUTH		47.8	15,900,160.21
NAMBALE						
	E150	E	MATAYOS- NASEWA - NAMBALE	SPOT IMPROV	8.8	3,505,340.15
	R12-BUSIA	G	IGARA - LUPIDA	SPOT IMPROV	6.4	2,107,057.50
	U_F9015	E	LWANYANGE - MAI-RA - TIPU	SPOT IMPROV	5.2	3,787,096.92
	U_F9019	G	EKISOMU - BUYOFU (SIKINGA)	SPOT IMPROV	4.7	3,394,751.18
	U_F9020	E	BUYOFU - LOGIR	SPOT IMPROV	2.6	3,105,911.74
			TOTAL FOR : NAM-BALE		27.7	15,900,157.49
BUTULA						
	R38-BUSIA	G	KINGANDOLE - KHUNYANGU	SPOT IMPROV	6.3	1,924,498.00
	R39-BUSIA	G	BULWANI - BU-MUTIRU - SHIBALE	SPOT IMPROV	6.0	1,602,165.32
	U_E9014	E	BUJUMBA - BUKHWAKE PRI - R20 JUNCT.	SPOT IMPROV	6.5	2,289,210.12
	U_G9144	E	KANJALA PRI. SCH - ACCESS FARM	SPOT IMPROV	1.0	1,627,524.68
	U_G9189	G	BWALIRO - SIKURA	SPOT IMPROV	4.5	2,081,305.59
	U_G9205	E	BUMALA B JUNCT - MSHIBIRIRI - BUTERE MUMIAS BNDRY	SPOT IMPROV	5.0	1,627,278.72
	U_G9211	E	TINGOLA - MASEN-DEBALE - INDANGA-LASIA	SPOT IMPROV	3.5	1,695,647.03
	U_G9239	G	BUKHALALIRE - MURUMBA	SPOT IMPROV	1.4	1,772,179.30
	U_G9251	E	IKONZO - BU-MUTIRU	SPOT IMPROV	4.8	1,280,651.88
			TOTAL FOR : BUTULA		39.0	15,900,460.64
FUNYULA						
	E1202	G	SISENYE - SIO-PORT-MURUMBA	ROUTINE MAINTE	15.5	1,532,390.72
	E1204	G	MUMBAKA -BUKIRI - E1204 BUDUONGI	SPOT IMPROV	6.8	1,400,708.70
	E1205	G	FUNYULA -EBUK-WAMBA	SPOT IMPROV	2.1	881,739.78
	E145	G	MUMBAKA - NAN-DEREMA	ROUTINE MAINTE	8.0	1,315,991.09
	E147	E	FUNYULA - BUSIBI	SPOT IMPROV	5.4	1,257,541.28
	E161	E	E161	SPOT IMPROV	2.7	543,808.00
	R10-BUSIA	E	C30 JUNCTION - SIJOWA - LUCHU-LULO	ROUTINE MAINTE	11.0	1,895,570.89
	R36-BUSIA	G	ODIADO - KABWO-DO	SPOT IMPROV	4.0	976,515.84
	U_E9012	E	GANJALA - SIBINGA	ROUTINE MAINTE	2.6	359,483.28
	U_F9006	E	SIGALAME HIGH - BUDWONGI	SPOT IMPROV	5.1	1,380,719.73

CONSTITUENCY	ROAD NO.	S.T	ROAD NAME	WORK CATEGORY	KMs	AMOUNT (Ksh)
	U_G9024	E	SHINE STONE - E152A JUNCTION.	ROUTINE MAINTE	5.5	481,454.94
	U_G9030	E	E1202 JUNCTION - D250 JUNCTION	ROUTINE MAINTE	6.8	1,107,118.18
	U_G9040	E	E145 JUNCTION - GANGA	ROUTINE MAINTE	4.8	439,829.22
	U_G9042	E	AGENGA - MUMBAKA	ROUTINE MAINTE	3.8	438,450.51
	U_G9054	G	FUNYULA - VIA OJIBO (AUDU RD)	ROUTINE MAINTE	6.2	1,103,081.49
	U_G9062	E	AUDU JUNCT - R10 JUNCT	SPOT IMPROV	2.0	785,691.20
			TOTAL FOR : FUNYULA		92.4	15,900,094.85
BUDALANGI						
	U_E9003	G	NAMALO - MAKINA	SPOT IMPROV	5.0	1,080,590.16
	U_F9001	E	BUDALANGI - OYOLO - IGIGO	SPOT IMPROV	0.9	1,390,969.13
	U_F9002	E	BUDALANGI - BUDEBU	SPOT IMPROV	1.5	1,622,829.19
	U_F9003	G	NAKWANGA - BULEMIA	SPOT IMPROV	3.5	2,094,492.38
	U_G61931	E	U_G61931	SPOT IMPROV	0.4	1,352,727.53
	U_G9001	E	NDEKWE- RUNYU-BULWANI	SPOT IMPROV	7.0	3,056,750.74
	U_G9002	E	MUBWAYO - BUONGO	SPOT IMPROV	1.5	1,213,887.24
	U_G9004	E	PORT-VICTORIA - LUNYOFU	SPOT IMPROV	2.5	1,227,819.40
	U_G9005	E	C29KHAYINGA JUNCT. - SIGIRI BRIDGE	SPOT IMPROV	1.5	1,702,549.26
	U_G9014	E	E1163 (JUNCT.) MUBWAYO - SIAMUNGU	SPOT IMPROV	1.1	1,157,655.50
			TOTAL FOR : BUDALANGI		24.9	15,900,270.53
TESO NORTH						
	D276	G	MALABA - MALAKISI	ROUTINE MAINTE	20.8	1,650,969.77
	E1210	G	JAIROS - AMAGORO	SPOT IMPROV	7.4	2,518,165.10
	E1211	G	KOKARE - IKAPOLOK- JAIROS	SPOT IMPROV	7.0	2,002,162.19
	E160	E	ANGURAI -MODING -KAKEMER	ROUTINE MAINTE	13.1	2,112,348.17
	R12-TESO	E	ANGURAI - CHEMASIR	SPOT IMPROV	6.0	1,543,222.84
	R13-TESO	E	ANGURAI - ABOLOI	ROUTINE MAINTE	5.4	787,743.29
	U_F9033	G	DOS E160JUNCT. - DUKA MOJA	SPOT IMPROV	6.0	3,225,711.60
	U_G9225	E	KIRIAMET - KOLAIT	SPOT IMPROV	2.3	574,461.16
	U_G9491	P	MALABA - ONYUNYUR	ROUTINE MAINTE	5.0	790,716.88
	U_G9543	E	KAKEMER - KIMALULU	SPOT IMPROV	0.5	694,521.09
			TOTAL FOR : TESO NORTH		73.4	15,900,022.08
MATAYOS						
	E1203	E	E151(BUSIA CUSTOM) -LOOP	SPOT IMPROV	5.2	2,200,070.48
	R4A-BUSIA	G	TANGAKONA - BUSIBWABO	SPOT IMPROV	9.4	2,075,640.63
	U_F9011	E	ACK - NASIRA -BUGENGI	SPOT IMPROV	7.0	2,329,824.83
	U_G9072	E	E1205 JUNCT. - E147 JUNCTION	SPOT IMPROV	2.1	1,817,224.08
	U_G9097	E	POLYTECHNIC - MUYAFWA	SPOT IMPROV	6.0	2,173,105.12
	U_G9100	G	C30 JUNCT.- RAKITE	SPOT IMPROV	3.6	1,862,851.98
	U_G9132	E	BUSIBWA-BO - MAARIFA (E151JUNCT- ALUNGOLI)	SPOT IMPROV	4.4	1,750,460.51
	U_G9242	G	U_G9242	SPOT IMPROV	0.4	1,690,884.30
			TOTAL FOR : MATAYOS		38.2	15,900,061.92
			TOTAL FOR : BUSIA		343.3	111,301,227.72
REGION: KAKAMEGA						
LUGARI						
	E1277	G	LUANDETI - MANDA	ROUTINE MAINTE	5.4	824,796.19
	L6201	G	SOUTH D282 JUNCT - A104	SPOT IMPROV	6.7	1,539,582.16
	L6202	G	CHEKALINI - MUSEMBE	ROUTINE MAINTE	6.8	475,191.49
	L6204	E	L6204	SPOT IMPROV	3.9	938,981.72
	L6205A	G	A104 - MANYONYI - STANDKISA	ROUTINE MAINTE	16.0	1,807,004.50
	L6206	G	LUGARI (D282 JUNCT) - L6201	ROUTINE MAINTE	9.0	1,274,982.68
	L6207	G	LUMAKANDA - LUMAMA	ROUTINE MAINTE	7.0	1,004,983.40
	L6208	E	MWAMBA - LUMAKANDA	ROUTINE MAINTE	8.0	1,330,992.12
	L6209	G	MAKUTANO - SIBANDE	ROUTINE MAINTE	18.0	2,549,973.48
	L6210	G	MANYONYI - MULIMANI - IVONO	ROUTINE MAINTE	9.7	1,450,782.30
	R103	G	R103 - LUGARI	ROUTINE MAINTE	7.9	836,003.56
	R3-LUGARI	E	R3-LUGARI	SPOT IMPROV	2.8	876,990.58
	UR1	G	MAJENGO - C44	ROUTINE MAINTE	5.0	989,990.40
			TOTAL FOR : LUGARI		106.1	15,900,254.58
NAVAKHOLO						
	E1241J1	G	SIVILIE - R NZOIA(DB)	SPOT IMPROV	2.7	571,541.94
	E1282	G	ISONGO - SHIONGO	ROUTINE MAINTE	4.7	614,478.33
	E313A	E	R LUSUMU - MUREGU	SPOT IMPROV	6.5	1,524,538.68
	R42	E	LWAKHUPA - BUSHIRI	SPOT IMPROV	7.0	1,431,049.38
	R45	E	MUSAKA - SIVILIE	ROUTINE MAINTE	6.1	1,196,201.31
	R46	E	KHARANDA - SIYOMBE	SPOT IMPROV	6.1	1,846,998.90
	S6230A	G	MALAHA - MUSABALE	ROUTINE MAINTE	12.3	2,070,974.91
	S6231	E	(JUNCT D268) MUKHWESO - MULWANDA - SISOKHE	ROUTINE MAINTE	12.1	2,009,298.90
	S6239	E	CHAKATA - LUTASO	SPOT IMPROV	4.2	1,659,956.08
	UPR18A	E	MATIHIA - EWA-MAKHUMBI	SPOT IMPROV	6.2	1,437,504.57
	UPR19	E	MUKANGU MARKET - MUKHANGA	SPOT IMPROV	5.2	1,537,985.79
			TOTAL FOR : NAVAKHOLO		73.0	15,900,528.80
MUMIAS WEST						
	S6212-BUTERE	G	S6212-BUTERE	ROUTINE MAINTE	6.0	695,774.96
	S6221A	E	KWA MANGA -DB NGOP PRI.	SPOT IMPROV	2.4	696,165.01
	S6221B	G	JUNC(D261) - IMANGA - BUCHIFI	SPOT IMPROV	4.2	985,957.08
	UPR54	E	MURORO - AHONG-INJO - ESHIAKA PRI.	SPOT IMPROV	4.0	1,343,767.20
	URF13	E	LUREKO PRI - BURANGASI	SPOT IMPROV	3.1	885,729.95
	URF26	E	JUCN D261 - HUNGWANI - BUCHIFI	SPOT IMPROV	5.0	1,369,751.20
	URF28	E	JUNC D261 - BURIYA -ELUKONGO	SPOT IMPROV	3.2	1,004,952.08
	URF29	E	JUNC E142 - BUMALA SCH - ELUKONGO	SPOT IMPROV	3.5	1,030,752.80
	URF30	E	MUSANDA -ESHIAKA - DB BUTERE	SPOT IMPROV	2.3	822,552.52
	URF32	E	LUREKO - MWILINYA - MATAWA	SPOT IMPROV	4.8	1,142,555.92
	URF51	E	DB - BUNGASI Y/ POLY - BUYUNDI PRI	SPOT IMPROV	3.5	1,700,525.20
	URF52	E	BUCHIFI - BUCHITU PRI.	SPOT IMPROV	2.0	871,763.20
	URF53	E	BUKAYA - EBUYENJERE PRI.	SPOT IMPROV	4.0	1,163,767.68
	URF55	G	BUHURU - EMULAKA PRI.	SPOT IMPROV	2.5	734,764.88
	URF56	G	ELUKONGO - YWAYA DB	SPOT IMPROV	1.5	828,762.00
	URF57	E	BUTENDE - RUWA OKWERO DB	SPOT IMPROV	1.2	622,961.76
			TOTAL FOR : MUMIAS WEST		53.2	15,900,503.44
MUMIAS EAST						
	S6218 A	G	BUMINI - ISONGO	ROUTINE MAINTE	7.3	1,417,562.34
	S6218 B	G	ELUCHE MUNGANGA BUMINI	SPOT IMPROV	5.8	1,413,556.28
	URF12	G	SHIANDA- SHITOTO RV. LUSUMU	SPOT IMPROV	3.7	1,107,289.95
	URF13B	E	INDANGALASIA - LUSHEA	SPOT IMPROV	3.0	1,042,766.20
	URF15	E	EKERO AP CAMP - EKAMASHIA	SPOT IMPROV	3.5	1,085,767.40
	URF18	E	MUNGANGA - IKONJE SHIANDA	SPOT IMPROV	3.7	1,102,967.88
	URF22	E	KHAIMBA - ESHIAKULO PRI	SPOT IMPROV	3.2	1,004,952.08
	URF40	E	RV. LUSUMU - EMUTETEMO PRI.	SPOT IMPROV	2.6	953,350.64
	URF41	E	BUMINI -MUNGABIRA - EBUBERE PRI.	ROUTINE MAINTE	6.5	1,288,760.00
	URF43	E	RV. LUSUMU - MUTONO PRI.	SPOT IMPROV	1.0	710,749.40
	URF45	E	EPONJA - MALAHA POLY - PETROS PRI.	ROUTINE MAINTE	6.5	1,246,035.54
	URF46	G	KHABONDI JUNCT - MAHOLA (NUCLEUS)	ROUTINE MAINTE	6.0	841,014.36
	URF47	G	KHAUNGA CLINIC - SHIKULU - MWITEKA	ROUTINE MAINTE	4.0	758,769.57
	URF48	G	MAKUNGA - ISANGO	SPOT IMPROV	2.1	605,365.00

CONSTITUENCY	ROAD NO.	S.T	ROAD NAME	WORK CATEGORY	KMs	AMOUNT (Ksh)
	URF49	G	EMAKWALE PRI. - EMUBERI - MULUFU JUNCT	ROUTINE MAINTE	4.0	768,769.56
	URF50	G	MUTONO - ESHABAKA - MUSANGO PRI.	SPOT IMPROV	2.5	552,765.96
			TOTAL FOR : MUMIASEAST		65.4	15,900,442.17
MATUNGU						
	S6201	G	RR KHALABA - MUSAMBA	ROUTINE MAINTE	8.5	905,099.31
	S6206	G	MATUNGU - OGALO	SPOT IMPROV	5.6	1,319,725.48
	UPR18A	E	MATIHIA - EWA-MAKHUMBI	ROUTINE MAINTE	5.3	939,373.30
	UPR19	E	MUKANGU MARKET - MUKHANGA	SPOT IMPROV	4.0	1,700,221.36
	URF11	E	EJINJA - NAMALASIRE - MIRERE	SPOT IMPROV	6.0	1,420,713.92
	URF2	G	KOYONZO - MUBERI	ROUTINE MAINTE	6.5	641,968.86
	URF20	E	CHIANDA MKT - LUNYIKO	ROUTINE MAINTE	7.0	914,390.66
	URF21	E	MUNANGA - SHIAKULA - EJINJA	SPOT IMPROV	4.5	1,490,969.54
	URF23	E	MAYONI(C31) - EMANANI	SPOT IMPROV	3.0	1,019,094.80
	URF24	E	OMONDI MKT - DADIRA - NYAPORA	ROUTINE MAINTE	6.7	763,739.80
	URF2M	G	NAMBEREKA - MIRERE - KADIMA	ROUTINE MAINTE	10.2	994,941.84
	URF4	E	HARAMBEE - NAMASANDA	SPOT IMPROV	5.8	1,404,962.26
	URF45A	E	CHANDA MKT - EBUSAMBE	SPOT IMPROV	3.7	1,152,965.04
	URF46A	E	BULONGA JUNCT - MUSAMABA	ROUTINE MAINTE	4.5	607,738.36
	URF9	G	LUNGANYIRO C31 - RR NANYENI	ROUTINE MAINTE	6.5	622,829.24
			TOTAL FOR : MATUNGU		87.8	15,898,733.78
BUTERE						
	E1162	G	JUNC D249 - MANYALA	SPOT IMPROV	7.6	1,628,127.28
	E1252B	G	JUNCT.(C33) NYENYESI - JUNCT D261	SPOT IMPROV	4.5	1,352,833.01
	E1253	G	BUTERE MKT(E390) -RV. FIRATSI	ROUTINE MAINTE	9.0	1,002,739.02
	E1254	G	BUTERE SHIRAHA - SHISANGO	ROUTINE MAINTE	10.5	1,785,417.90
	RAR19	G	JUNCT(D260) INAYA - EBUTUNYI - LUKOHE - D262 KHWISERO	ROUTINE MAINTE	8.4	1,614,925.90
	RAR20	G	MASABA E1253 - SHIATSALA	SPOT IMPROV	3.8	1,303,759.03
	S6213	G	JUNCT(D261)IMANGA - JUNCT E390	SPOT IMPROV	5.1	1,383,333.05
	S6214	G	QUEENS MKT - SHIBUCHE - ENYESI	ROUTINE MAINTE	5.0	783,762.21
	S6223	G	MAHONDO MKT - RUWE	ROUTINE MAINTE	4.0	339,760.40
	S6225A	G	JUNCT(E390) -LOWER MKT - JUNCT R20	ROUTINE MAINTE	2.5	221,995.58
	S6225B	E	JUNCT(E1253MASABA) - (E1170 MUSANDA)	ROUTINE MAINTE	2.6	221,995.58
	URA B016	E	MANYULIA PRI. SCH. - E1254 SHIKUNGA	ROUTINE MAINTE	3.6	463,028.51
	URA B017	E	D249 ETATIRA - E1162 MANYALA MKT	SPOT IMPROV	3.0	1,365,261.86
	URA B018	E	EBUTUNYI PRI SCH - SH?IRAHA DISPENSARY	ROUTINE MAINTE	2.6	216,420.10
	URA B08	E	BUTERE TOWN - HARAMBEE(D260)	SPOT IMPROV	2.0	736,997.07
	URA.B014	E	JUNCT.(E1253) - ESHIREMBE - MILAMBO (D260)	ROUTINE MAINTE	3.0	249,995.31
	URAR1	G	BULANDA PRI - BUMAMU E299	ROUTINE MAINTE	4.5	321,996.51
	URARB09	G	JUNCT(D249) SHATSALA -RV. FIRATSI	ROUTINE MAINTE	4.8	385,991.22
	URF B02A	G	BUBALA - EMANGALA	ROUTINE MAINTE	1.4	137,998.36
	URF B02C	G	BUBALA (E390) -SHIANDA (D249)	ROUTINE MAINTE	2.6	217,995.55
	URFB02B	G	MABOLE PRI. - BUTSETSE	ROUTINE MAINTE	1.8	165,996.12
			TOTAL FOR : BUTERE		92.3	15,900,329.57
KHWISERO						
	D262A	G	LIBOYI - KHWISERO - SHISANGO	SPOT IMPROV	7.5	2,201,078.27
	D263	G	KHWISERO - ESHIBINGA	SPOT IMPROV	6.4	2,114,185.34
	E389J1	G	EMAKO SCH (D262) - MWISESHE	SPOT IMPROV	5.4	2,134,285.59
	R1-KHWISERO	E	EKAMBULI - EBUHONGA - MUSHANGUBU	ROUTINE MAINTE	5.0	771,882.24
	R2-KHWISERO	E	MUNDEKU SCHOOL - MWITUMBU - MULWANDA	ROUTINE MAINTE	4.0	743,880.23

CONSTITUENCY	ROAD NO.	S.T	ROAD NAME	WORK CATEGORY	KMs	AMOUNT (Ksh)
	R31-BUTERE	G	KHWISERO - MULWANDA	SPOT IMPROV	4.5	2,502,085.17
	UCL4	E	MUNJITI - ELWANGALE - EMURUPA - ESHIWITSI	SPOT IMPROV	6.5	1,965,679.24
	UCL5	E	DUDI - NYAMBOGA - MUNJECHE	SPOT IMPROV	4.5	2,113,166.75
	UPR6	G	EMASATSI - MUSHIKONGOLO	ROUTINE MAINTE	11.4	1,355,117.42
			TOTAL FOR : KHWISERO		55.2	15,901,360.24
SHINYALU						
	E1270	G	LUBAO - LUANDA	SPOT IMPROV	6.4	2,556,900.26
	E237B	G	VIRHEMBE - SHAMILOLI	SPOT IMPROV	5.0	2,340,906.68
	E300A	E	KAMBIRI - IKOLI	SPOT IMPROV	5.0	3,492,001.82
	E304	E	ILESI - MUKHONJE	SPOT IMPROV	5.0	1,645,178.07
	R306	E	MALIMILI - ROSTERMAN	ROUTINE MAINTE	6.0	-
	R306-KA-KAMEGA	E	R306-KAKAMEGA	ROUTINE MAINTE	6.0	535,967.98
	UCL22	G	CHIROVANI - KISIA - IVIHIGA	SPOT IMPROV	5.0	2,876,874.66
	URF60	E	MURANDA - SHIDODO	SPOT IMPROV	4.5	2,452,965.84
			TOTAL FOR : SHINYALU		42.9	15,900,795.31
IKOLOMANI						
	E237	G	MALIMILI - SHIMANYIRO	SPOT IMPROV	5.0	1,117,739.00
	E305A	G	MALINYA - SHIKUMU	ROUTINE MAINTE	8.6	801,212.15
	E305J1	G	IGUHU - MASIYENZE	SPOT IMPROV	3.6	1,220,443.66
	E389	G	SHAMUSINJIRI - MWISESHE	ROUTINE MAINTE	11.0	1,937,959.10
	R21	G	ISULU - SHISESO	ROUTINE MAINTE	6.0	1,169,735.88
	U_G92795	E	IMULUNDU(JUNCT D260) - SITOLI(-JUNCT E305)	SPOT IMPROV	3.2	973,726.62
	UPR1	E	ELUYA - MATUNDU	SPOT IMPROV	5.2	1,346,222.18
	UPR11	E	MALINYA - IBONO	SPOT IMPROV	2.2	1,035,972.80
	UPR12	E	MUTAHO - EMATETIA	SPOT IMPROV	4.0	1,896,425.84
	UPR13	E	DUKAMOJA - SHIJIKO	ROUTINE MAINTE	5.0	439,756.00
	UPR2	G	ISULU - SHIKUMU	ROUTINE MAINTE	5.0	531,264.06
	UPR20	E	SHIKUNGU - R. YALA	ROUTINE MAINTE	5.0	983,980.50
	UPR22	E	MADIVINI - IREMERE - JUNC	ROUTINE MAINTE	5.0	203,511.98
	UPR24	E	SHIKUMU - KAMAHERO	SPOT IMPROV	4.0	893,977.20
	UPR25	E	SHISENDO - EBWALI	SPOT IMPROV	4.0	1,348,735.16
			TOTAL FOR : IKOLOMANI		76.8	15,900,662.11
LIKUYANI						
	D283	G	MATUNDA - R. NZOIA	ROUTINE MAINTE	9.2	651,995.98
	D284	E	TURBO - KOGO - R. NZOIA	ROUTINE MAINTE	14.6	1,673,274.36
	L6213	E	SEREGEYA - MUSONYE	ROUTINE MAINTE	13.0	1,723,956.97
	L6214	E	LIKUYANI - SOYSAMBU	ROUTINE MAINTE	7.6	1,251,980.53
	L6215	G	SANGU - MAWE TATU	ROUTINE MAINTE	9.9	1,393,976.92
	L6216	G	R. NZOIA - LUGULU	SPOT IMPROV	4.6	984,988.90
	L6217	E	FARFARO - SOYSAMBU	ROUTINE MAINTE	9.2	1,610,968.98
	L6219J1	E	L6219J1	ROUTINE MAINTE	7.0	1,136,981.38
	L6220	E	HQ - MBURURU - NZOIA MKT	ROUTINE MAINTE	9.0	1,365,971.18
	L6221	E	NZOIA MKT - R. NZOIA	SPOT IMPROV	3.2	651,994.24
	L6222	E	MOIS BRIDGE - TULIENGE	ROUTINE MAINTE	8.0	1,239,981.07
	L6223	E	STAND MAZIWA - ADEYO - R.NZOIA	ROUTINE MAINTE	4.6	576,011.18
	R16	E	EX DC - LUGULU	ROUTINE MAINTE	9.0	1,229,971.20
	R17	G	NAMBOANI - NANGILI	ROUTINE MAINTE	5.8	408,002.16
			TOTAL FOR : LIKUYANI		114.7	15,900,055.04
MALAVA						
	D300	SD	D300	ROUTINE MAINTE	4.8	848,067.32
	E1274	G	E1274	ROUTINE MAINTE	7.5	970,484.01
	E1275	G	BUTALI - LUMANI DB MATETE	ROUTINE MAINTE	20.0	2,182,092.10
	E1277	G	LUANDETI - MANDA	SPOT IMPROV	5.4	1,305,947.00
	E1280	E	MALAVA - MALICHI	ROUTINE MAINTE	6.5	1,060,945.51

CONSTITUENCY	ROAD NO.	S.T	ROAD NAME	WORK CATEGORY	KMs	AMOUNT (Ksh)
	E313	E	SHIMALABANDU - LUKUME	ROUTINE MAINTE	6.5	879,672.82
	R10	E	KAKOI - KIMANGETI	ROUTINE MAINTE	6.8	899,674.98
	R9	E	MALANGA - INGA-VIRA	ROUTINE MAINTE	8.3	1,113,087.94
	RAR6	G	SAMITSI - BUKHA-KUNGA	ROUTINE MAINTE	7.0	1,108,500.81
	UNCL15	E	LUKOVA MKT - SHIANDIJE	ROUTINE MAINTE	4.5	692,450.40
	UNCL17	E	LUKUME - MAYUGE - MUSIDI	ROUTINE MAINTE	8.0	1,376,489.58
	UNCL25	G	NANDI JUNCT (R10) - MUKHUYU	ROUTINE MAINTE	6.5	598,072.80
	UNCL26	G	KAKOI CORNER - MUTINGONGO	ROUTINE MAINTE	7.5	690,084.00
	UNCL7	G	MUKHONJE MKT - SILUNGAI	ROUTINE MAINTE	5.0	917,844.93
	UNCL8	E	MUGAI - MALEKHA	SPOT IMPROV	5.0	1,257,042.96
			TOTAL FOR : MALAVA		109.3	15,900,457.18
LURAMBI						
	E1255J1	E	BUKURA - SHISAN-GO	ROUTINE MAINTE	4.0	616,009.56
	E1257	G	AKALA - MUK-HOMBE	ROUTINE MAINTE	3.1	306,004.93
	R11	E	IKONYERO - IS-HONGO	SPOT IMPROV	6.1	1,788,704.04
	R306A	E	LUTONYI - SHISA-SARI	ROUTINE MAINTE	4.6	277,222.18
	RAR12	G	SHIKANGANIA - INDANGALASIA	ROUTINE MAINTE	11.9	1,023,428.56
	UPR15	G	ESHISIRU - SHIKHU-YU - MWIYALA	SPOT IMPROV	4.2	1,514,461.43
	UPR16	G	WAMUTANDA - EMATETIE	ROUTINE MAINTE	3.0	533,207.18
	UPR17	G	SHIRERE - ROSTER-MAN - ELWESERO	ROUTINE MAINTE	5.0	446,012.11
	UPR18	G	MWIYALA - ELUKHO	ROUTINE MAINTE	3.0	267,607.27
	UPR27	E	EMUKUBA - WALUN-GA - SHIKOTI	ROUTINE MAINTE	5.0	758,051.97
	UPR28	E	CEREAL BOARD - MARABA - LUANDA SHOP	SPOT IMPROV	3.0	1,579,981.16
	UPR30	E	SHIVEYE SEC - KISE (E296)	SPOT IMPROV	3.5	4,057,277.16
	URF44A	E	NANYENI PRI. MUN-GUNGU	SPOT IMPROV	1.4	2,733,964.65
			TOTAL FOR : LU-RAMBI		57.8	15,901,932.19
			TOTAL FOR : KA-KAMEGA		934.4	190,806,054.39
REGION: VIHIGA						
VIHIGA						
	E1265	G	BOYANI - VIHIGA	ROUTINE MAINTE	2.6	507,199.49
	E1266	G	E1129 INYANZA - A1 TIGOI	ROUTINE MAINTE	9.0	696,001.50
	R32-VIHI-GA	G	MBIHI - C38 KI-DUNDU	ROUTINE MAINTE	5.0	808,001.16
	R34-VIHI-GA	G	GILWATSI - A1 BOYANI	ROUTINE MAINTE	5.5	867,202.00
	R43-VIHI-GA	G	MUSUNGUTI - R42 VIHIGA	SPOT IMPROV	3.3	816,801.18
	U_E9168	G	KIDUNDU- MAGUI-BUNANDI	SPOT IMPROV	3.0	695,999.41
	U_F9082	G	BUKUGA- VIGETSE	SPOT IMPROV	0.9	638,399.56
	U_G93160	G	MAGUI- MADIRA	ROUTINE MAINTE	2.0	371,005.15
	U_G93201	G	LUSIOLA- IDERELI-ANGOYA	ROUTINE MAINTE	4.0	576,001.34
	U_G93202	G	MUGOGO-CHAM-BALE	ROUTINE MAINTE	3.0	288,001.09
	UC	E	ETABALIA-MUNGU-BU-EBUBAYI	SPOT IMPROV	1.7	680,347.52
	URF 11	E	NAVUHI-KIDINYE	SPOT IMPROV	1.0	495,999.79
	URF 8	G	GIRVAI - LIANAG-INGA	ROUTINE MAINTE	5.0	643,999.13
	URF1	G	MADZUU - KISIEN-YA	ROUTINE MAINTE	6.0	608,002.01
	URF10	G	MAHANGA-MASAZI	ROUTINE MAINTE	1.1	71,999.81
	URF14	E	WAMULUMA-VI-SIRU-BUGAMAN-GI-MUSUNZU	SPOT IMPROV	2.2	835,199.67
	URF15	G	VISIRU - CHAN-DA - CHAMBITI - MANYATTA	SPOT IMPROV	2.4	623,999.60
	URF17	G	KITULU - KEDOHI - MUHANDA	ROUTINE MAINTE	6.0	608,002.01
	URF18A	G	LUNDU-KIDINYE	ROUTINE MAINTE	3.0	71,999.81
	URF19	G	CHANGO - GIS-AMBAI	SPOT IMPROV	3.0	624,000.99
	URF20	G	IVONA - LYAMAN-GALE-EBWALI	SPOT IMPROV	2.5	524,800.86
	URF22	G	MATSIGULU - KIDINYE	ROUTINE MAINTE	2.0	264,000.22
	URF23	G	VIHIGA - KEGEND-IROVA	ROUTINE MAINTE	4.0	615,990.13
	URF23A	G	CHANGO - CHAVUGAMI	ROUTINE MAINTE	3.5	372,017.10
	URF30	G	MAGADA - INGIDI - BUSAMO	ROUTINE MAINTE	3.0	535,999.41
	URF6 A	G	GAVARAGI - WOMU-LALU - LUGAGA	SPOT IMPROV	3.5	768,005.71
	URF79	E	VISIRU-CHAMAD-ELE-BUKOYANI	ROUTINE MAINTE	2.4	440,347.60
	URF80	E	CHANGO-KILIL-DE-GEVELA	ROUTINE MAINTE	2.4	353,999.61
	URF81	E	IDELERI-LUSAV-ASAVI	ROUTINE MAINTE	3.0	497,934.64
			TOTAL FOR : VIHIGA		96.0	15,901,257.49
EMUHAYA						
	D264	SD	CJN38 KIMA - C39JN EMUSUTSWI	ROUTINE MAINTE	6.3	210,571.32
	E1261	G	E290 MWICHIO - C39 ESIRULO	SPOT IMPROV	5.3	1,086,721.49
	E290	G	B1 LUANDA -MAGA-DA-C38 BUKUGA	ROUTINE MAINTE	14.3	1,867,204.88
	R26-VIHI-GA	G	D290 MUKHOMBE - C39 KILINGILI	ROUTINE MAINTE	6.6	804,321.88
	R35-EMU-HAYA	G	B1 EBUYANGU - E1262 EMUSIRE	SPOT IMPROV	6.4	1,795,990.76
	U_E9162	G	MUNDICHIRI- ES-IRULO	SPOT IMPROV	3.6	1,926,398.80
	U_E9163	G	MUNDICHIRI - EBUKHAYA - ITUKHO	ROUTINE MAINTE	4.2	786,396.45
	U_F9081	G	MANYONYI- EBU-NANGWE-EMAKA-KHA	SPOT IMPROV	2.0	1,323,995.71
	U_G93164	G	MUNDICHIRI-EMATSULI	SPOT IMPROV	2.5	1,042,521.45
	U_G93213	G	D264- OMBISI	SPOT IMPROV	2.0	520,000.83
	U1261	G	ESIRULO-EMUSIRE	ROUTINE MAINTE	5.5	1,066,881.59
	UC07	E	ELUKONGO - KHWIRUMBI	SPOT IMPROV	2.5	848,517.82
	UC09	G	EBUSIRATSI-EMA-SULI	SPOT IMPROV	5.0	1,145,197.30
	URF1	G	EBUYANGU - EBU-KOLO	ROUTINE MAINTE	8.0	1,246,000.25
	URF40	G	C39-EBUKANGA	ROUTINE MAINTE	2.5	231,624.39
			TOTAL FOR :EMU-HAYA		76.8	15,902,344.91
LUANDA						
	E1259	G	D245EKWANDA - B1 LUANDA	SPOT IMPROV	6.0	2,478,400.72
	E1262	G	LUANDA - MAGADA - MBALE	SPOT IMPROV	12.6	6,118,802.09
	U_C001	E	MUKHALAKHA-LA-EMMULI JNC	SPOT IMPROV	4.0	1,123,201.31
	U_C002	E	ONGONGO JNC-SUN-GA-EKWANDA	ROUTINE MAINTE	4.0	336,001.33
	U_C003	E	ONGONGO JNC-KHUMUSE-NO-ESITSIMI	SPOT IMPROV	3.4	947,201.11
	U_C004	E	JNC D247-EMU-LULU-ESIBEYE PRIMARY ROAD	ROUTINE MAINTE	3.5	288,001.13
	U_C005	E	KWILIBA-MWILA-LA-EMALOBA	ROUTINE MAINTE	4.0	512,001.33
	U_C006	E	LUANDA-EMUTSU-RU-EINAMUTU	SPOT IMPROV	2.2	1,257,600.69
	U_C007	E	AMALANDA JNC-BISHOP MANGO-ENDERIA CHURCH	ROUTINE MAINTE	3.0	144,001.01
	U_C008	E	EBUSUBYI SCH-MU-SICHIYE	ROUTINE MAINTE	2.0	240,000.66
	U_C009	E	EMUKUSA-ESIBEYE	ROUTINE MAINTE	1.3	62,400.44
	U_C010	E	EMAKWENJE-MUL-WAKHI-EPANGA	ROUTINE MAINTE	3.5	168,001.18
	U_C011	E	EPANGA-ESSABA	ROUTINE MAINTE	3.0	144,001.01
	U_C012	E	EMATENJE-EBUSAT-SI PAG-EPANGA	ROUTINE MAINTE	1.5	72,000.50
	U_C013	E	EBUSAKAMI-OYU-SI-MULUYIA ACK	ROUTINE MAINTE	1.2	57,600.40
	U_C014	E	EMATIOLI-ESAM-WENYI	ROUTINE MAINTE	3.5	312,001.16
	U_C015	E	EMATIOLI-MUN-DIKA	ROUTINE MAINTE	2.3	254,400.76
	U_C016	E	EBUSILOLI-ESIEM-BERO-ITABALIA	ROUTINE MAINTE	4.0	336,001.33
	U_C017	E	MUSITINHYI-ES-SONGOLLO	ROUTINE MAINTE	2.2	105,600.74
	U_C018	E	ESSONGOLLO-ETA-BALIA	SPOT IMPROV	3.0	768,000.98
	U_C019	E	WANAKHA-LE-EKHANDA-MUM-BITA	ROUTINE MAINTE	1.2	177,600.36
			TOTAL FOR : LUANDA		71.4	15,902,820.25
SABATIA						
	E1264	G	C39 VIYALO - E1262 MBALE	SPOT IMPROV	7.4	1,600,002.20
	E240	G	E293 WANGULU - MULULU - BUSWETA - MAGO	ROUTINE MAINTE	11.0	1,440,003.33
	E289	G	JEPROK - HAMISI - MAMBAI - KIRITU	SPOT IMPROV	3.0	624,000.99

CONSTITUENCY	ROAD NO.	S.T	ROAD NAME	WORK CATEGORY	KMs	AMOUNT (Ksh)
	E293	G	A1 LUSUI -C39 SABATIA	ROUTINE MAINTE	5.0	720,001.66
	R25-VIHI-GA	G	CHEBUNAY-WA-LUSENGELI	ROUTINE MAINTE	4.8	696,001.50
	T1-SABA-TIA	G	MUDETE - WEN-GONDO	ROUTINE MAINTE	5.2	634,001.97
	T3-SABA-TIA	G	A1 LUNYERERE - KIRITU	ROUTINE MAINTE	6.0	912,002.08
	U/C	G	BENDERA - WAN-GULU	ROUTINE MAINTE	1.7	224,000.64
	U_E9173	G	SHEM- MULULU-THATCHER	ROUTINE MAINTE	3.2	153,601.08
	U_G93034	G	CHAMAKANGA- BU-SALI- WASHEM	ROUTINE MAINTE	5.2	720,001.66
	U_G93047	G	SABATIA- MUDUN-GU - GAIGEDI	ROUTINE MAINTE	4.0	648,001.16
	U_G93049	G	MUDUNGU - GA-HUMBWA	ROUTINE MAINTE	1.6	94,803.74
	URF 62	G	ILONGO - MUNUGI - WAMAGE	SPOT IMPROV	4.0	976,001.40
	URF18	G	CHAVAKALI - BUKHULUNYA	SPOT IMPROV	2.6	1,245,000.03
	URF23	G	CHANDUMBA-KEG-ONDI-VIYALO	SPOT IMPROV	5.2	1,123,999.11
	URF26	G	CHANDU-MA-MUHOLELE	SPOT IMPROV	1.8	623,999.60
	URF29	G	CHAVAKALI - WASUNDI - KIGAMA	SPOT IMPROV	4.0	1,158,010.11
	URF63	G	NABWANI-MAMBAI	SPOT IMPROV	3.0	964,000.28
	URF64	G	A1 LUNYERERE - MUKINGI-MUNUGI	SPOT IMPROV	2.5	748,800.94
	URF65	G	DEMESI-MBIHI	SPOT IMPROV	2.2	595,200.79
			TOTAL FOR : SABATIA		83.3	15,901,434.27
HAMISI						
	D247	G	LUANDA - AKALA	SPOT IMPROV	3.5	1,459,998.76
	E1269	G	SENENDE - D292 ERUSUI	SPOT IMPROV	3.0	2,960,891.10
	E289	G	JEPROK - HAMISI - MAMBAI - KIRITU	SPOT IMPROV	9.1	6,107,362.67
	UC	E	ITUMBI-MAD-EYA-KAPCHORWA ROAD	SPOT IMPROV	7.0	2,453,598.07
	UC08	G	GISAMBAI - KAP-CHEMWANI	SPOT IMPROV	4.5	2,922,479.09
			TOTAL FOR : HAMISI		27.2	15,904,329.70
			TOTAL FOR : VIHIGA		354.7	79,512,186.62



Ngong interchange bridge along the Nairobi Southern by-pass

10% and 22% KERRA Administartion Costs

KERRA 10% AND 22% ADMINISTRATION COSTS		
ITEM DESCRIPTION	BUDGET 2013/2014	BUDGET 2014/2015
OVERHEADS EXPENDITURE		
DIRECTORS' COSTS	15,000,000.00	15,000,000.00
STAFF SALARIES & BENEFITS (PERMANENT & CONTRACT)	1,140,369,555.00	1,154,354,104.00
STAFF TRAINING AND DEVELOPMENT PROGRAMME	10,000,000.00	10,000,000.00
MEDICAL EXPENSES	84,118,407.00	84,118,407.00
TRAVELLING EXPENSES (TAXI & FIELD VISISTS)	12,500,000.00	12,500,000.00
OFFICE ENTERTAINMENT (HQ)	500,000.00	500,000.00
CORPORATE SOCIAL RESPONSIBILITY	500,000.00	500,000.00
OFFICE EXPENSES (INCL.RENT, UTILLITIES,SECURITY)- HQ	64,608,025.00	64,608,025.00
TELEPHONE, INTERNET & POSTAGE (ICT)	6,000,000.00	6,000,000.00
TECHNICAL & OFFICE EQUIPMENT MAINTENANCE	1,500,000.00	1,500,000.00
VEHICLE RUNNING & MAINTENANCE	14,000,000.00	14,000,000.00
CONSULTANCIES	1,500,000.00	1,500,000.00
CONFERENCE & SEMINARS	6,000,000.00	6,000,000.00
ADVERTISING, PUBLICITY & CORPORATE AFFAIRS	5,000,000.00	5,000,000.00
STATIONERY & OTHER OFFICE SUPPLIES	6,000,000.00	6,000,000.00
INSURANCE-MOTOR VEHICLE & GENERAL	2,500,000.00	2,500,000.00
AUDIT COSTS	3,000,000.00	3,000,000.00
BANK CHARGES	2,500,000.00	2,500,000.00
LEGAL FEES	1,500,000.00	1,500,000.00
NEWSPAPERS, MAGAZINES & PUBLICATIONS	1,500,000.00	1,500,000.00
PROFESSIONAL MEMBERSHIP & SUBSCRIPTIONS	500,000.00	500,000.00
TOTAL OVERHEADS EXPENDITURE	1,379,095,987.00	1,393,080,536.00

15% Kenya Urban Roads Authority - Administration Costs

KURA ADMINISTRATION COSTS			
ITEM DESCRIPTION	BUDGET 2012/2013	BUDGET 2013/2014	BUDGET 2014/2015
INCOME			
FUNDS FROM RMLF (15% OF RMLF FUND)	3,600,000,000	3,761,170,875	3,799,312,172
AIA- INTEREST & MISCELLENEOUS RECEIPTS	20,000,000	25,000,000	25,000,000
TOTAL INCOME	3,620,000,000	3,786,170,875	3,824,312,172
CAPITAL ITEMS ESTIMATE			
NETWORKING, COMPUTERS & SOFTWARES	55,100,000	58,227,507	45,000,000
FURNITURE & FITTINGS	8,100,000	9,930,000	10,000,000
BUILDINGS- PARTITIONS	10,000,000	10,000,000	7,000,000
OFFICE EQUIPMENT	6,300,000	8,162,387	8,000,000
MOTOR VEHICLES	30,000,000	5,000,000	25,000,000
TECHNICAL EQUIPMENT	2,000,000	5,000,000	5,000,000
TOTAL CAPITAL ITEMS ESTIMATE	111,500,000	96,319,894	100,000,000
DIRECTORS' COSTS	24,922,000	25,280,000	25,000,000
STAFF SALARIES & BENEFITS	600,750,000	708,654,263	718,182,415
CORPORATE SOCIAL RESPONSIBILITY	4,000,000	6,000,000	5,000,000
RENT, UTILITIES, SECURITY & OTHER OCCUPANCY EXPS	52,881,088	52,417,489	55,679,450
TELEPHONE, INTERNET & POSTAGE	6,983,367	5,260,369	8,495,755
OFFICE & EQUIPMENT MAINTENANCE & INSURANCE	5,303,000	8,000,000	8,908,743
VEHICLE RUNNING & MAINTENANCE	59,383,000	44,000,000	58,975,107
CONFERENCE & SEMINARS	6,516,570	26,754,844	30,853,352
ADVERTISING & PUBLICITY	23,000,000	26,115,000	30,000,000
STATIONERY, MAGAZINES, NEWSPAPERS &OTHER OFFICE SUPPLIES	16,609,500	26,608,877	36,936,053
STAFF TRAINING AND DEVELOPMENT PROGRAMME	16,210,483	31,800,000	32,000,000
RESEARCH & DEVELOPMENT	10,500,000	10,000,000	5,000,000
CONSULTANCIES & AUDIT COSTS	33,200,000	27,500,000	18,000,000
TRAVEL & SUBSISTENCE COSTS	40,129,492	47,840,000	53,508,585
INTERNATIONAL TRAVEL	10,700,000	10,000,000	10,000,000
DEPRECIATION COSTS	15,000,000	5,200,000	10,000,000

ITEM DESCRIPTION	BUDGET 2012/2013	BUDGET 2013/2014	BUDGET 2014/2015
BANK CHARGES	784,000	1,015,800	2,494,380
LEGAL & OTHER FEES	11,000,000	5,000,000	10,000,000
PROFESSIONAL MEMBERSHIP & SUBSCRIPTIONS	5,200,000	4,080,000	4,047,291
SOFTWARE LICENCES, SERVICES & MAINTENANCE		11,000,000	15,000,000
TOTAL RECURRENT COSTS	943,072,500	1,082,526,642	1,138,081,130
WORKS SUPPORT ACTIVITIES			
CONSULTANCY (DESIGN & CONSTRUCTION)	35,000,000	80,000,000	10,000,000
CONSULTANCY (FEASIBILITY)			15,000,000
KYEP - SUPERVISION & ADMINISTRATION COSTS	5,000,000	-	-
EMERGENCY INTERVENTIONS PROGRAMME	20,000,000	50,000,000	10,000,000
ROAD SAFETY AND CHIDREN'S TRAFFIC PARK	25,000,000	60,000,000	30,000,000
BRIDGING PROGRAMME	46,000,000	20,000,000	35,000,000
ROAD FURNITURE/ ROAD MARKING	25,000,000	50,000,000	35,000,000
TRAFFIC CENSUS/ FORWARD PLANNING	15,000,000	15,000,000	10,000,000
AXLE LOAD CONTROL	10,000,000	5,000,000	20,000,000
ROAD RESERVES IDENTIFICATION AND CONTROL	5,000,000	5,000,000	5,000,000
ROAD DESIGN (IN-HOUSE, KURA ENGINEERS)	2,000,000	5,000,000	2,000,000
SPECIAL PROGRAMMES & ENVIRONMENT AWARENESS	5,000,000	5,000,000	5,000,000
UPDATE ROAD INVENTORY AND CONDITION SURVEY	5,000,000	3,000,000	3,000,000
TOTAL WORKS SUPPORT ACTIVITIES	198,000,000	298,000,000	180,000,000
TOTAL BUDGET	1,252,572,500	1,476,846,536	1,418,081,130
LESS FUNDS FROM OTHER SOURCES	20,000,000	25,000,000	25,000,000
TOTAL RMLF BUDGET	1,232,572,500	1,451,846,536	1,393,081,130

15% Kenya Urban Roads Authority - Road Works

PERFORMANCE BASED CONTRACTS- ROUTINE MAINTENANCE				
ROAD NAME	KMS	S.T	WORK CATEGORY	AMOUNT(KSH)
EASTERN BY-PASS	31	P	ROUTINE MAINTENANCE WORKS	13,764,000
BABA DOGO ROAD	1.9	P	ROUTINE MAINTENANCE WORKS	843,600
GARDEN ESTATE ROAD	6.2	P	ROUTINE MAINTENANCE WORKS	2,752,800
NORTHERN BY-BASS	20	P	ROUTINE MAINTENANCE WORKS	8,880,000
KIBERA STATION ROAD	1.6	P	ROUTINE MAINTENANCE WORKS	710,400
KINYANJUI ROAD	1.8	P	ROUTINE MAINTENANCE WORKS	799,200
MPAKA ROAD	1.2	P	ROUTINE MAINTENANCE WORKS	532,800
FANA - MARIST	1.3	P	ROUTINE MAINTENANCE WORKS	577,200
GANDHI AVENUE	0.7	P	ROUTINE MAINTENANCE WORKS	310,800
KAYOLE SPINE ROAD	5.1	P	ROUTINE MAINTENANCE WORKS	2,264,400
POPO ROAD	1.5	P	ROUTINE MAINTENANCE WORKS	666,000
MANYANJA ROAD	2.4	P	ROUTINE MAINTENANCE WORKS	1,065,600
JOGOO ROAD	10.4	P	ROUTINE MAINTENANCE WORKS	4,617,600
MANYANJA ROAD	2.5	P	ROUTINE MAINTENANCE WORKS	1,110,000
PARK ROAD	1	P	ROUTINE MAINTENANCE WORKS	444,000
JOSEPH KANGETHE ROAD - KIBERA STATION ROAD LINK	1.5	P	ROUTINE MAINTENANCE WORKS	666,000
KAREN BROOKS/TREE LANE - KAREN	0.5	P	ROUTINE MAINTENANCE WORKS	222,000
WOODLANDS ROAD (ARGWINGS KODHEK TO LENANA ROAD)	0.97	P	ROUTINE MAINTENANCE WORKS	430,680
SHEIKH KARUME ROAD	0.6	P	ROUTINE MAINTENANCE WORKS	266,400
PARLIAMENT ROAD	0.5	P	ROUTINE MAINTENANCE WORKS	222,000

ROAD NAME	KMS	S.T	WORK CATEGORY	AMOUNT(KSH)
ST. HELLEN LANE AND HILL-CREST ROAD	3	P	ROUTINE MAINTENANCE WORKS	1,332,000
SILANGA ROAD / SILANGA CLOSE	0.9	P	ROUTINE MAINTENANCE WORKS	399,600
KAPITI ROAD/ SORE / PLAINS-VIEW ROADS	0.7	P	ROUTINE MAINTENANCE WORKS	310,800
THIGIRI RIDGE ROAD	3.7	P	ROUTINE MAINTENANCE WORKS	1,642,800
MAKINDI/ HATHERU/ LUY-ANGALANI	1.6	P	ROUTINE MAINTENANCE WORKS	710,400
MARURUI EAST/WEST ROADS	3.2	P	ROUTINE MAINTENANCE WORKS	1,420,800
KOMAROCK - KANGUNDO ROAD BUS ROUTE	1.5	P	ROUTINE MAINTENANCE WORKS	666,000
KILIMANI ROAD	3.7	P	ROUTINE MAINTENANCE WORKS	1,642,800
KASARANI SPORTS COMPLEX ACCESS ROAD	1.8	P	ROUTINE MAINTENANCE WORKS	799,200
AIRPORT NORTH ROAD SERVICE ROAD	0.9	P	ROUTINE MAINTENANCE WORKS	399,600
KASARANI TO A2 THIKA AND CLAY CITY ROADS	0.5	P	ROUTINE MAINTENANCE WORKS	222,000
LUSENGETI AND ADJACENT ROADS	0.7	P	ROUTINE MAINTENANCE WORKS	310,800
LANDHIES ROAD	1.8	P	ROUTINE MAINTENANCE WORKS	799,200
ACCESS TO EXCEL INDUS-TRIES OFF OLD MOMBASA ROAD	1.5	P	ROUTINE MAINTENANCE WORKS	666,000
ACCESS ROAD TO AMBOSELI ESTATE	1.7	P	ROUTINE MAINTENANCE WORKS	754,800
SUB-TOTAL PERFORMANCE CONTRACTING	119.87			53,222,280
ONGOING PROJECTS				
PERFORMANCE BASED CONTRACTS				
NAIROBI CBD	49.9	P	PERFORMANCE CONTRACTING	39,552,133
HURLINGHAM/ NAIROBI AREA	20.9	P	PERFORMANCE CONTRACTING	15,762,853
LANGATA/ KAREN AREA	12	P	PERFORMANCE CONTRACTING	9,157,813
INDUSTRIAL AREA/ NGARA/ KILIMANI	10.3	P	PERFORMANCE CONTRACTING	11,096,637
RUAI/ KAHAWA/ PARKLANDS	25.4	P	PERFORMANCE CONTRACTING	14,623,424
PERIODIC MAINTENANCE CONTRACTS				
OFF AIRPORT SOUTH ROAD	1.1	P	PERIODIC MAINTENANCE	40,500,000
KINYANJUI STREET	1.2	P	PERIODIC MAINTENANCE	30,820,849
TOTAL ONGOING PROJECTS	120.8			161,513,710
PERIODIC MAINTENANCE PROJECTS - NEW				
JAMES GICHURU/KINGARA ROAD	5.1	P	REHABILITATION	85,000,000
ARGWINGS KODHEK/GITAN-GA ROAD	4.7	P	REHABILITATION	68,635,826
DENNIS PRITT ROAD	1.8	P	REHABILITATION	15,000,000
OFF- DENNIS PRITT ROAD	0.1	P	REHABILITATION	5,000,000
LENANA ROAD	2.5	P	REHABILITATION	15,000,000
KITSURU/NSIS ROAD	4.5	P	REHABILITATION	30,000,000
CHURCH LANE (OFF RIDGE-WAYS ROAD)	0.2	P	REHABILITATION	10,000,000
CONVENT - KABARSERIAN LINK ROAD	0.3	P	REHABILITATION	10,000,000
ACCESS ROAD TO FIVE STAR ESTATE	1.6	P	REHABILITATION	25,000,000
PAPAI ROAD	0.45	P	REHABILITATION	25,000,000
WARAI NORTH ROAD	2	P	REHABILITATION	10,000,000
ACCESS TO LEARNING RESOURCE CENTRE	0.3	P	REHABILITATION	10,000,000
ACCESS ROAD TO SCHOOL OF BLIND/PRISONS/NAIROBI POST OFFICE	1	P	REHABILITATION	30,000,000
KOMBO MUNYIRI/ KOMBO MUNYIRI LANE/ PUMWANI/ LUMBWA ROADS	2.1	P	REHABILITATION	90,000,000
MAKOYET WEST	2.1	P	REHABILITATION	30,000,000
MAU MAU ROAD	4.2	P	REHABILITATION	40,000,000
TOTAL PERIODIC MAINTE-NANCE	32.95			498,635,826
SUB-TOTAL ROUTINE MAINTE.(DIV 1,2,3 AND 4)	484.708			574,955,062
SUB-TOTAL ROUTINE MAIN-TENANCE (PBC)	119.87			53,222,280

ROAD NAME	KMS	S.T	WORK CATEGORY	AMOUNT(KSH)
SUB-TOTAL PERIODIC MAINTE.ON GOING PROJ-ECTS	120.8			161,513,710
SUB-TOTAL PERIODIC MAINTE.NEW PROJECTS	32.95			498,635,826
TOTAL PERIODIC PERIODIC AND ROUTINE MAINTE-NANCE	758.328			1,288,326,878

ROUTINE MAINTENACE

NAIROBI REGION

MUNICIPALITY	ROAD NO.	ROAD NAME	S.T	KMS	AMOUNT(KSH)
NAIROBI CEN-TRAL	UC1	ACCESS TO BURUBURU CCN FLATS	P	0.5	539,419
	UC2	ACCESS TO MUKURU KWA NJENGA	E	1.1	764,754
	UC3	ACCESS TO MUKURU KAYABA	E	0.7	1,041,030
	Y1012	HARAMBEE AVENUE	P	0.9	299,034
	Y1070	KAUNDA STREET	P	0.8	365,707
	V1018	LATEMA ROAD	P	0.2	366,067
	Y1096	LOITA STREET	P	0.6	371,389
	Y1122	MUINDI MBINGU STREET	P	0.8	433,296
	UC-16	NKRUMAH AVENUE	P	0.2	340,236
	Y1160	RONALD NGALA STREET	P	0.6	363,180
	Y1174	STANDARD STREET	P	0.5	368,986
	V1039-01	TOM MBOYA STREET	P	1.1	510,372
	Y1085	KIRINYAGA ROAD	P	1.2	219,175
	UC14	GITHERI LANE	P	0.1	316,590
	V1034	RABAI ROAD	P	1.7	1,166,468
	Y1003	18TH STREET EASTLEIGH	P	0.8	553,146
	Y1057	HARRY THUKU ROAD	P	0.7	530,544
	Y1123	MOKTAR DADDAH STREET	P	0.4	432,030
	UC20	GITHERI DRIVE	P	0.3	318,363
	Y1020	BANDA STREET	P	0.5	355,614
	X1051	GARAGE ROAD	P	0.3	386,544
	Y1124	MONROVIA STREET	P	0.3	288,030
	Y1080	KIMATHI STREET	P	0.5	354,458
	UC25	GITHERI CRESENT	P	1.1	420,419
	UC26	NYASA ROAD	P	0.9	884,911
	Y1042	DESAI ROAD	P	1.1	515,472
	X1074	HOMA BAY ROAD	P	0.7	191,430
	V1020	LUNGA LUNGA ROAD	P	4.0	1,222,209
	Y1056	HAMZA ROAD	P	1.1	1,035,888
	V1022	MOI AVENUE	P	1.4	359,088
	V1026	MUMIAS ROAD	P	0.2	2,170,651
	Y1131	MUNYU ROAD	P	0.5	282,462
	Y1036	CITY HALL WAY	P	0.9	444,509
	Y1110	MAMA NGINA STREET	P	0.5	341,118
	Y1087	KOINANGE STREET	P	0.7	259,230
	Y1049	FAIRVIEW ROAD	P	0.8	640,572
	V1028	NGARA ROAD	P	1.0	942,822
	V1030	MKONGWE ROAD	P	0.3	638,886
	X1054	GOLDEN GATE ROAD	P	1.2	1,069,078
	Y1058	HESHIMA AVENUE	P	1.0	756,466
	UC42	AMASYA CRESCENT	P	0.9	618,720
	X1219	PATE ROAD	P	0.5	580,795
	Y1065	IRUNGU RIIKA ROAD	P	0.3	530,124

MUNICIPALITY	ROAD NO.	ROAD NAME	S.T	KMS	AMOUNT(KSH)
	Y1067	KAMPALA ROAD	P	1.4	548,118
	Y1061	DAR ES SALAM ROAD	P	0.8	431,145
	X1257	UASO ROAD	P	0.7	760,184
	Y1130	MUNYEMA ROAD	P	0.1	569,268
	Y1129	MUMBI ROAD	P	0.4	572,167
	Y1191	LAGOS ROAD	P	0.3	320,496
	Y1077	KIJABE STREET	P	0.7	557,204
	Y1140	NILE ROAD	P	1.3	1,417,200
	Y1159	RIVER ROAD	P	1.1	535,740
	Y1046	DURUMA ROAD	P	0.8	386,814
	Y1011	ACCRA ROAD	P	0.3	545,258
	Y1039	CROSS ROAD	P	0.8	959,758
	X1115	KIRINYAGA CRESCENT	P	0.4	899,778
	UC58	SGT. KAHANDE STREET	P	0.5	306,075
	UC59	ACCESS TO KIAMBIU	E	3.5	119,214
	UC60	MUINAMI STREET	P	0.8	537,149
	UC61	KINSHASHA ROAD	P	0.8	588,324
	UC62	BUSIA ROAD	P	1.5	536,301
	UC63	KITUI ROAD	P	2.7	706,274
	V1001	RACE COURSE	P	3.1	521,588
	Y1129	TAVETA ROAD	P	0.4	551,970
	Y1191	TSAVO ROAD	P	0.3	518,308
	Y1077	DUBOIS ROAD	P	0.7	500,247
	Y1140	VOI ROAD	P	1.3	460,080
	Y1159	MWIMBI ROAD	P	1.1	337,426
	Y1046	UKWALA ROAD	P	0.8	533,856
	Y1011	GWASI ROAD	P	0.3	425,174
	Y1039	UYOMA STREET	P	0.8	460,080
	X1115	MFANGANO STREET	P	0.4	418,964
	UC74	KILOME ROAD	P	0.5	375,612
	UC75	KEEKOROK ROAD	P	0.3	401,814
	UC76	NGARIAMA ROAD	P	0.8	448,716
	UC77	AMBALA ROAD	P	1.5	1,363,054
	UC78	KUMASI ROAD	P	1.2	370,452
	UC79	TEMPLE ROAD	P	1.5	361,296
	UC80	GABERONE	P	1.0	612,888
	UC81	BARINDI ROAD	P	0.9	901,708
	UC82	CHAI ROAD	P	1.0	704,344
	UC83	UTALII STREET	P	1.2	400,968
	UC84	TUBMAN ROAD	P	1.5	417,630
	UC85	MARKET STREET	P	2.7	498,348
	UC86	GILGIL ROAD	P	1.0	385,782
	UC87	MAU MAU	P	2.0	872,484
	UC88	MUKUNGA	P	1.0	1,000,708
	UC89	CHEZA ROAD	P	0.2	1,391,220
	UC90	MURSOK LANE	P	0.2	1,074,840
	UC91	GALEBROBE ROAD	P	0.4	518,226
	UC92	LOSAI ROAD	P	0.4	1,279,518
	UC93	OL DOINYO SABUK & NAKWAKIPI CRESCENT	P	0.4	798,380

MUNICIPALITY	ROAD NO.	ROAD NAME	S.T	KMS	AMOUNT(KSH)
	UC94	AIRPORT SOUTH ROAD	P	3.0	1,003,873
	UC95	RIVER BANK - ESTATE ROADS	P	0.8	606,974
	UC96	MKOMA ROAD	P	0.4	176,045
	UC97	GUTHERA CRESCENT	P	0.2	375,672
	UC98	GUTHERA DRIVE	P	0.2	315,647
	UC99	GUTHERA LANE	P	0.1	230,118
	UC100	DIGO ROAD	P	1.5	933,096
	UC101	MERU ROAD	P	0.8	921,666
	UC102	LAMU ROAD	P	1.2	815,966
	UC103	SAKWA ROAD	P	0.7	750,294
	UC104	AHERO STREET	P	0.5	700,448
	UC105	AMBIRA ROAD	P	0.6	545,528
	UC106	BUTECHO SQUARE	P	1.4	885,302
	UC107	BONDO STREET	P	0.5	764,520
	UC108	MUFUDUDU STREET	P	1.4	1,434,342
	UC109	WANGU AVENUE	P	0.7	888,840
	UC110	BURUBURU ROAD	P	0.8	787,776
	UC111	CHARLES NEW ROAD	P	1.2	708,636
	UC112	SHULE ROAD	P	1.3	635,298
	UC113	OL DOINYO LENGAI ROAD	P	1.0	834,384
	UC114	BUMBANI ROAD	P	0.6	760,800
	UC115	KALULO ROAD	P	0.6	551,598
	UC116	KILIMANJARO ROAD IN KALOLENI	P	0.5	728,586
	UC117	NGIRI ROAD - MBOTELA	P	1.4	1,008,393
	UC16-01	BAMBURI ROAD	P	3.0	474,484
	UC16-01	CHANGAMWE ROAD	P	3.0	403,591
	UC16-01	DAKAR ROAD	P	3.0	785,974
	UC16-01	FUNZI ROAD	P	3.0	289,867
	X2035-01	WABERA STREET	P	0.6	398,328
	X2035-01	LUTHULI AVENUE	P	0.6	786,746
	X2035-01	WORKSHOP ROAD	E	0.8	800,196
	UC125	ATHI RIVER & ADDIS ABABA ROADS	P	1.2	613,647
	UC126	COFFEE EXCHANGE LANE	P	0.3	579,062
	UC127	BISHOP NDING'I MWANA NZEKI	P	0.8	1,147,890
	UC128	JUJA ROAD	P	6.0	1,159,440
	UC129	ACCESS TO EMBAKASI GIRLS	E	0.9	1,435,410
	UC130	MUIMARA ROAD	P	1.6	720,630
	UC131	TEGLA LORUPE ROAD	P	1.6	1,311,390
	UC132	MATHARE ROAD	P	1.2	1,275,900
	UC133	HURUMA ROAD	P	1.4	1,035,864
	UC134	OL LELESHWA ROAD	P	1.5	948,660
	UC135	RUI RUAKA CRESCENT	P	3.6	1,300,620
	UC136	MAWENI ROAD	P	3.4	1,366,680
	UC137	SOUTH B SHOPPING CENTRE	P	2.1	386,064
	UC138	MAKADARA HEALTH CENTRE ACCESS ROAD	P	1.2	1,422,000
	UC139	MAKADARA SHOPPING CENTRE	P	1.0	1,355,982
	UC140	MARIMBI STREET	P	1.0	1,000,062
	UC141	MAJOR MUREITHI STREET	P	1.6	1,090,062
	UC142	MAKADARA CRESCENT - AQUINAS HIGH	P	1.0	1,090,062

MUNICIPALITY	ROAD NO.	ROAD NAME	S.T	KMS	AMOUNT(KSH)
	UC143	MISSIONARIES OF CHARITY	P	1.0	567,111
	UC144	ACCESS TO LIGHT HOUSE CHURCH	E	1.0	585,000
	UC145	BARICHO ROAD	P	1.0	615,432
	UC146	CATALYST ROAD	P	1.0	1,828,506
	UC147	JIRORE ROAD	P	1.0	797,454
	UC148	LUSAKA ROAD	P	1.0	1,397,712
	UC149	MACHAKOS ROAD	P	1.0	726,324
	UC150	CALIFONIA ESTATE ROADS	P	1.0	1,782,438
	UC151	SHIMO LA TEWA ROAD	P	1.0	2,890,614
	UC152	MOGIRA ROAD	P	0.4	1,167,085
	UC153	RACE COURSE ESTATE ACCESS	P	1.0	1,534,201
	UC154	KOLOBOT ROAD	P	0.9	588,442
	UC155	MUSHEMBI ROAD	P	0.4	688,136
	UC156	KIPKABUS ROAD	P	0.4	702,685
	UC157	OLETHORUBA ROAD	P	0.3	756,661
	UC158	MIGWENI ROAD	P	0.8	914,246
	UC159	HOMBE ROAD	P	0.9	2,385,428
	UC160	PAMBA RAOD	P	0.3	1,265,370
	UC161	NORTH VIEW ROAD	P	0.8	930,206
	UC162	NEW PUMWANI ROAD	P	0.8	1,061,280
	UC163	AGOI ROAD	P	0.9	1,117,538
	UC164	MUSLIM ROAD	P	0.4	1,112,677
	UC165	MBONO ROAD	P	0.3	659,784
	UC166	MUNAE ROAD	P	0.5	571,848
	UC167	KIMATHI LANE	P	0.2	502,920
	UC168	TAIFA ROAD	P	0.3	610,925
	UC169	JUGU LANE	P	0.4	631,242
	UC170	MOND LANE STREET	P	0.2	682,703
	UC171	CABRAL STREET	P	0.2	779,885
	UC172	HAKATI ROAD	P	0.2	589,002
	UC173	MFANGANE LANE	P	0.6	1,326,192
	UC174	GEDI STREET	P	0.3	581,137
	UC175	COUNTY ROAD	P	0.4	607,950
	UC176	LT. TUMBO AVENUE	P	0.4	610,158
	UC177	MWATATE ROAD	P	0.3	928,068
	UC178	YATTA ROAD	P	0.5	874,759
	UC179	CROSS LANE	P	0.5	1,095,750
	UC180	NDUMBERI ROAD	P	0.6	699,964
	UC181	RAILWAY LANE	P	0.5	1,041,494
	UC182	WERUGA LANE	P	0.4	924,707
	UC183	WAKULIMA ROAD	P	0.4	1,270,260
	UC184	EXPRESS LANE	P	0.4	1,118,512
	UC185	MUMIAS SOUTH ROAD	P	1.2	1,201,279
	UC186	ARTHI ROAD	P	0.8	714,865
	UC187	KIVU ROAD	P	0.9	1,040,499
	UC188	NAIROB SOUTH C SHOPPING CENTER	P	0.5	2,080,712
	UC189	MUTHAITI AVENUE[NRB-WEST]	P	1.1	720,424
	UC190	BARICHO RD [IND. AREA]	P	0.9	803,780
	UC191	THOGOTO RD [NRB WEST]	P	0.3	1,321,563
	UC192	KABIYET ROAD [NRB WEST]	P	0.2	687,643
	UC193	PUNDA MILIA ROAD [SOUTH C]	P	0.6	900,120
	UC194	GOLDEN GATE DRIVE [SOUTH C]	P	0.5	998,696
	UC195	PAWPAW LANE [SOUTH C]	P	0.3	1,219,686
	UC196	ACCESS TO MITIHANI HSE.[SOUTH C]	P	0.4	1,201,710
	UC197	MOGANDISHU ROAD [INDUST.]	P	0.5	706,594
	UC198	OLESOI ROAD [INDUST.]	P	0.5	763,460
	UC199	OL KARAU ROAD [INDUST]	P	0.4	605,768
	UC200	SEREM ROAD [INDUST]	P	0.2	497,473
	V1034	SOLIO ROAD [INDUST.]	P	0.5	1,693,760
	UC202	TANGA ROAD [INDUST]	P	0.3	574,926
	UC203	WUNDANYI ROAD [INDUST]	P	0.4	818,048
	UC204	NDUME ROAD [INDUST]	P	0.4	564,656
	UC205	MPWEKE LANE [SOUTH B]	P	0.2	588,452
	UC206	PEMBA STREET [INDUST]	P	0.5	1,375,416
		TOTAL : NAIROBI CENTRAL			157,935,180
NAIROBI NORTH	V3014	LORESHO RIDGE	P	4.0	1,226,070
	UC2	KAUMONI	P	0.7	349,933
	VC6	KAPTAGAT ROAD	P	3.0	340,575
	X3042	GENERAL MATHENGE DRIVE	P	2.2	544,365
	Y3029	GREVILLIA GROVE	P	0.6	396,600
	D410	KYUNA RD	P	2.1	403,875
	V3023	PEPONI RD	P	4.7	350,888
	Y3048	KITSURU ROAD	P	3.7	868,890
	X3026	ELDAMA RAVINE ROAD	P	0.1	293,041
	V3009	GITANGA ROAD	P	3.8	2,180,304
	V3021	OTHAYA ROAD	P	1.1	587,527
	V3019	NYERI ROAD	P	0.5	585,780
	V3008	GATUNDU ROAD	P	0.8	700,876
	Y3025	GICHUGU ROAD	P	0.4	775,835
	UC16	KANDARA ROAD	P	2.0	1,260,271
	V3015	MANDERA ROAD	P	1.6	255,840
	Y3027	GITHUNGURI ROAD	P	0.7	661,302
	Y3017	CONVENT DRIVE	P	1.3	359,694
	X3168	OWASHIKA RD	P	0.9	270,105
	Y3034	JACARANDA AVENUE	P	1.2	310,734
	Y3032	ISAAC GATHANJU ROAD	P	0.6	186,943
	Y3057	LENANA ROAD	P	2.5	597,649
	V3018	NYERERE ROAD	P	0.8	664,338
	Y3061	MAMLAKA RD	P	1.2	645,630
	Y3009	BISHOPS ROAD	P	1.0	518,325
	V3024	RAPLH BUNCHE ROAD	P	1.4	1,089,788
	V3029	STATE HOUSE ROAD	P	3.0	988,006
	V3028	STATE HOUSE AVENUE	P	0.9	466,949
	V3025	RING ROAD KILIMANI	P	0.8	295,770
	Y3033	JABAVU ROAD	P	1.0	703,170
	Y3013	CHAKA RD	P	0.4	916,740
	Y3132	WOOD AVENUE	P	1.0	500,479
	V3022	PARKLANDS ROAD	P	2.6	608,760

MUNICIPALITY	ROAD NO.	ROAD NAME	S.T	KMS	AMOUNT(KSH)
	Y3074	MPAKA RD	P	1.7	768,636
	X3141	MUTHAIGA ROAD	P	1.7	648,000
	Y3001	1ST PARKLANDS AVE	P	1.8	789,750
	Y3002	2ND PARKLAND AVE.	P	1.8	483,057
	Y3003	3RD PARKLANDS AVE.	P	1.8	773,667
	Y3004	4TH PARKLANDS AVE.	P	1.4	573,750
	Y3005	5TH PARKLANDS AVE.	P	0.8	352,170
	Y3018	DAVID OSIELI ROAD	P	0.8	460,800
	Y3086	MUTHITHI ROAD	P	1.6	372,150
	Y3122	TAARIFA RD	P	0.6	427,500
	Y3100	OJIJO RD	P	0.9	401,400
	Y3014	CHIROMO LANE	P	0.6	628,890
	Y3065	MASARI ROAD	P	1.3	587,040
	Y3134	WOODVALE GROVE	P	0.5	419,820
	VC6	MATUNDU CLOSE	P	0.2	1,436,851
	Y3043	KAYAHWE RD	P	0.6	527,869
	X3007	ARBORETUM RD	P	0.4	358,536
	Y3024	GALANA RD	P	0.5	503,081
	Y3047	KIRICHWA ROAD	P	1.2	1,308,431
	X3016	CHANIA AVENUE	P	0.6	3,944,630
	Y3069	MENELIK RD	P	0.7	477,133
	V3005	DENIS PRITT ROAD	P	1.7	687,461
	UC58	OLE KEJUADO ROAD	P	2.0	399,660
	Y3035	KABSERIAN AVENUE	P	1.3	416,783
	Y3068	MBABANE ROAD	P	0.6	363,432
	V3026	RIVERSIDE DRIVE	P	3.2	522,862
	V3016	MZIMA SPRINGS ROAD	P	1.5	524,820
	Y3039	KANJATA RD	P	1.4	633,249
	UC64	MUTHANGARI DRIVE	P	1.2	445,475
	UC65	RIVER SIDE MEWS	P	0.6	1,458,122
	UC66	MUGUMO ROAD	P	1.6	851,359
	UC67	RAMISI ROAD	P	0.1	329,407
	UC68	BROOKSIDE GROOVE	P	0.2	296,814
	UC69	GITUAMBA ROAD	P	1.2	839,640
	UC70	IRERI / IREGI ROAD	P	0.5	269,658
	UC71	MTAMA ROAD	P	0.3	227,382
	UC72	MWAMBAO ROAD	P	0.3	179,480
	UC73	6TH PARKLANDS AV-ENUE	P	0.4	376,190
	UC74	KYUNA CRESCENT	P	0.7	179,480
	UC75	KYUNA RISE	P	0.1	468,816
	UC76	TATE CLOSE	P	1.4	513,016
	UC77	KAMBURU DRIVE	P	0.4	802,545
	UC78	CHURCH ROAD	P	0.4	1,512,480
	UC79	MVULI ROAD	P	0.4	402,309
	UC80	NYANGUMI ROAD	P	0.5	553,446
	UC81	MILIMANI ROAD	P	1.3	408,031
	UC82	LAIKIPIA ROAD	P	0.8	633,732
	UC83	RIARA ROAD	P	1.5	730,660
	UC84	MAKINDI ROAD	P	0.5	135,874

MUNICIPALITY	ROAD NO.	ROAD NAME	S.T	KMS	AMOUNT(KSH)
	UC85	OLE ODUME ROAD	P	1.5	990,250
	UC86	WOODVALE CLOSE	P	0.7	439,642
	UC87	KARUNA	P	0.6	162,665
	UC88	JALARAM	P	0.6	400,274
	UC89	MOGOTIO	P	0.7	578,975
	UC90	SHIVACHI	P	0.3	542,659
	UC91	SCHOOL LANE	P	1.2	620,155
	UC92	MAJI MAZURI	P	0.6	400,272
	UC93	MUHOYA AVENUE	P	0.7	369,869
	UC94	MUGUGA GREEN	P	0.7	497,636
	UC95	TENDE DRIVE	P	0.6	318,844
	UC96	APPLE CROSS ROAD	P	0.9	583,139
	UC97	MANYANI	P	1.5	409,840
	UC98	MUSA GITAU	P	0.6	273,745
	UC99	NJUMBI ROAD	P	1.2	238,474
	UC100	MAGETA	P	0.8	1,400,640
	UC101	KILIMANI ROAD	P	0.9	727,159
	UC102	KAPENGURIA ROAD	G	2.7	1,008,292
	UC103	KIBARAGE ROAD	P	0.8	349,156
	UC104	BHANDERI ROAD	P	0.1	219,552
	UC105	KAPUTEI GARDENS/ ROAD	P	1.2	1,053,534
	UC106	SUGUTA ROAD	P	0.8	580,542
	UC107	HAMISI ROAD	P	0.3	1,126,930
	UC108	MUGOIRI ROAD	P	0.4	527,368
	UC109	MAKUENI ROAD	P	0.8	1,054,123
	UC110	MWINGI ROAD	P	0.5	501,585
	UC111	KIKAMBALA ROAD	P	0.4	561,967
	UC112	VIHIGA ROAD	P	0.3	175,809
	UC113	NYADO ROAD	P	0.2	327,768
	UC114	MBOONI ROAD	P	0.3	378,597
	UC115	MAZERAS ROAD	P	0.3	379,356
	UC116	BENDERA LANE	P	1.3	1,353,794
	UC118	SPRING VALLEY ROAD	P	2.5	1,275,988
	UC119	RAPTHA ROAD	P	2.0	1,437,832
	UC120	MUTHANGARI ROAD	P	1.0	501,904
	UC121	BROOKSIDE DRIVE	P	1.4	1,248,844
	UC123	CITY PARK CRESCENT	P	0.4	419,875
	UC124	CROSS ROAD ESTATE ROAD	P	0.8	1,381,308
	UC125	HILL VIEW CLOSE	P	0.6	759,329
	UC126	HILL VIEW CRESCENT	P	0.6	1,268,145
	UC127	HILL VIEW RISE	P	0.3	904,360
	UC128	KARUNA CLOSE	P	0.4	331,516
	UC129	LANTANA ROAD	P	0.4	832,224
	UC130	SPORTS ROAD	P	0.8	599,988
	UC131	WAMBUGU GROOVE	P	0.2	1,708,104
	UC132	WAMBUGU ROAD	P	0.7	494,666
	UC135	WANGIAPALA ROAD	P	0.8	1,466,090
	UC136	WESTLANDS AVENUE	P	0.7	533,015
	UC137	ELGEYO MARAKWET ROAD	P	0.8	524,485

MUNICIPALITY	ROAD NO.	ROAD NAME	S.T	KMS	AMOUNT(KSH)
	UC138	TIGONI ROAD	P	0.3	694,063
	UC139	TIMAU ROAD	P	0.2	171,847
	UC140	KOLLOH ROAD	P	0.2	354,846
	UC141	MURINGA ROAD	P	1.1	541,230
	UC142	AMBOSELI ROAD	P	1.0	623,667
	UC143	MIGORI ROAD	P	0.3	417,377
	UC144	ARBORETUM DRIVE	P	0.8	372,631
	UC145	EWASO NGIRO ROAD	P	0.2	223,330
	UC146	EWASO NGIRO PARK	P	0.4	378,210
	UC147	CHALBI DRIVE	P	1.3	721,710
	UC148	ELMOLO DRIVE	P	0.8	473,100
	UC149	DOROBO ROAD	P	0.5	408,098
	UC150	KIVEMIA ROAD	P	0.3	311,813
	UC151	NDOTO ROAD	P	0.5	205,828
	UC152	MARCUS GARVEY ROAD	P	0.5	304,299
	UC153	MARARO ROAD	E	0.3	293,898
	UC154	NDEMI / KILUNGU ROAD	P	1.0	4,400,484
	UC155	TURBO ROAD	E	0.5	108,348
	UC156	MIJI KENDA RAOD	P		2,890,348
	UC157	MTITO ANDEI ROAD	E	0.3	132,354
	UC158	THETA LANE	E	0.2	77,964
	UC159	KASUKU ROAD	P	0.4	385,980
	UC160	KINDARUMA LANE	P		164,002
	UC161	VANGA ROAD	P	0.3	247,004
	UC162	NORTHVIEW ROAD - PANGANI	P		942,700
	UC163	AMBOSELI GARDENS	P	0.3	166,358
	UC164	LIKONI LANE	P/E	0.6	2,496,269
	UC165	KITALE LANE	P	0.3	922,620
	UC166	KOROSHO ROAD	P	0.4	681,480
	UC167	MUTHANGARI GARDENS	E	0.4	753,900
	UC168	JABAVU LANE	E	0.5	1,124,742
	UC169	TEBERE CRESENT	P	0.8	987,900
	UC170	GEM LANE	P	0.6	732,004
	UC171	VIHIGA LANE	P	0.4	4,178,920
	UC172	KANGUNDO ROAD	P	0.4	936,574
	UC173	CROSSWAY LANE	P		713,634
		TOTAL : NAIROBI NORTH			116,090,211
NAIROBI EAST	UC20-01	KOROGOCHO ESTATE ROAD	P	2.0	852,180
	UC16-01	KARIOBANGI SOUTH ESTATE	E	3.0	527,335
	Y2074	MARURUI ESTATE ROADS	E	1.4	959,430
	UC26-01	ZIMMERMAN EST ROAD	E	2.0	908,700
	UC85-02	KARIOBANGO EST. ROAD	G	4.0	832,662
	UC16-01	NJIRU EST RDS	E	3.0	1,183,530
	UC29-01	THOME EST RDS	E	2.5	703,800
	UC14-01	MATOPENI ESTATE ROADS (KAYOLE)	E	2.5	860,607
	UC9	ACCESS TO KIWANJA	E	4.0	691,158
	UC34-01	UTAWALA EST RDS	E	4.0	1,522,500
	V2010-01	KASARANI EST RDS	E	3.0	1,126,908
	UC22-01	LUCKY SUMMER EST	E	2.0	473,535

MUNICIPALITY	ROAD NO.	ROAD NAME	S.T	KMS	AMOUNT(KSH)
	Y2073	LUMUMBA DRIVE	E	1.1	1,448,760
	UC42-01	ACCESS TO MAILI SABA	E	4.0	755,265
	X2033-01	MWIKI EST RDS	E	3.5	619,290
	Y2022	GITHURAI 44 EST ROADS	E	1.1	683,010
	V2001-01	BABA DOGO EST ROADS	E	3.0	747,444
	Y2046	KAHAWA WEST EST ROAD	E	3.0	1,928,634
	X2035-01	RUAI ESTATE ROADS	E	5.0	2,300,028
	UC39-01	MWENGENYE EST ROADS	E	4.0	889,225
	Y2079	MUIGAI KENYATTA RD	P	2.0	676,399
	UC86-01	MOI DRIVE	P	4.0	887,898
	X2064	EMBAKASI VILLAGE RD	P	1.5	874,956
	X2173	SAVANA EST RDS	P	1.4	731,965
	X2032-01	KAYOLE EST ROAD	P	3.0	1,553,965
	UC41-01	FEDHA EST RDS	P	1.0	1,538,558
	Y2051	KOMAROCK EST ROADS	P	3.0	1,110,775
	Y2081-01	MUTARAKWA ROAD	P	1.5	695,814
	Y2075	MATHARE NORTH BUS ROUTE	P	1.5	187,728
	UC4-03	KAHAWA WEST CRES-CENT	P	1.5	503,640
	V2018	RIDGEWAYS ROAD	P	2.3	584,702
	UC43-01	MAIN DONHOLM ROAD	P	2.5	1,133,491
	X2022	DANDORA ESTATE ROADS	G	3.0	685,744
	UC12-01	UMOJA ESTATE ROADS 1	G	3.0	1,738,243
	UC85-02	OLD DONHOLM EST ROADS	P	3.0	992,701
	UC4-02	ACCESS TO CIVIL SER-VANT ESTATE	P	1.2	482,635
	UC5-02	ACCESS TO SPORT VIEW ESTATE	E	1.5	1,672,465
	UC38	ACCESS TO CEDAR ACADEMY	G	3.0	885,123
	UC39	TENA ESTATE ROADS	G	3.4	1,200,915
	UC40	HOME BASE ESTATE ROADS	E	2.0	1,088,610
	Y3046	ACCESS TO RUAI VELD SEC. SCHOOL	G	1.0	758,670
	UC42	SOWETO ESTATE ACCESS ROADS	E	2.5	1,296,210
	UC43	MANYANJA ROAD	P	2.4	472,800
	UC44	JAKARANDA-EMBAKASI GARRISON ROAD	G	3.5	2,313,955
	UC45	ACCESS TO AVENUE PARK ESTATE	P	0.2	520,620
	UC46	OUTERING ROAD	P	10.0	2,695,738
	UC47	ACCESS TO ICIPE-KISE	P	0.1	461,052
	UC48	UMOJA II ESTATES ROADS	G	2.0	1,044,636
	UC49	NEW DONHOLM ES-TATES ROADS	P	2.5	1,112,130
	UC50	MIREMA ROAD	P	1.2	896,103
	UC27-01	MIHANG'O EST ROADS	E	4.0	9,350,760
	UC52	KAHAWA WEST ROAD	P	1.5	444,330
	UC53	KOMAROCK ROAD	P	1.2	906,660
	UC54	ACCESS TO RIARA GROUP OF SCHOOLS	G	0.8	1,008,780
	UC55	IPBP ACCESS ROAD	E	1.0	1,124,805
	UC56	CHOKAA ESTATE ROADS	E	2.5	997,650
	UC57	MANYATTA ACCESS ROAD	E	3.0	5,237,196
	UC58	MIREMA DRIVE	P	1.5	1,639,350
	UC59	ACCESS TO KIFARU PRIMARY SCHOOL (UMOJA II)	P	1.2	1,250,622
	UC60	ACCESS ROAD - OFF KPA ROAD	P	1.2	1,208,620

MUNICIPALITY	ROAD NO.	ROAD NAME	S.T	KMS	AMOUNT(KSH)
	UC61	BAKITA CRESCENT	E	1.8	3,017,592
	UC62	ACCESS TO USIU ROAD	P	2.0	1,602,180
	UC63	BABA DOGO ROAD	P	4.6	1,268,400
	UC64	GARDEN ESTATE ROADS	P	4.0	1,596,138
	UC65	KAMITI ROAD	P	5.4	2,557,236
	UC66	KASARANI - NJIRU ROAD	P	7.9	4,514,976
	UC67	KIGWA ROAD	P	2.4	1,750,428
	UC68	MOI INTER SPORTS CENTRE	P	4.6	2,266,980
	UC69	HACO ROAD	G	1.0	597,660
	UC70	NJATHAINI ROAD	G	6.5	2,646,960
	UC71	KONGO ROAD	G	1.0	609,660
	UC72	UTAWALA ROAD	G	1.5	781,320
	UC73	KARABOI ROAD	G	2.0	1,056,480
	UC74	MAJI MAZURI ROAD	G	1.0	685,980
	UC75	PARADISE ROAD	G	1.0	804,660
	UC76	BURUBURU FARMERS ROAD	G	6.0	2,467,710
	UC5-02	GREENFIELDS ESTATE ROADS	E	0.8	1,792,056
	UC78	CARDINAL OTUNGA ROAD	E	0.7	1,165,740
	UC79	COUNCILLOR OPUNDO ROAD	P	1.6	956,048
	UC80	JOHN OSOGO ROAD	P	2.2	1,171,104
	UC81	KAMUNDE ROAD	P	1.3	828,360
	UC83	ACCESS TO FULL GOSPEL CHURCH AND PCEA CHURCH RUAI WEST	E	1.2	1,309,980
	UC84	ACCESS TO EAST AFRICAN SCHOOL OF AVIATION	P	0.5	3,470,622
	UC85	KAYOLE / SOWETO ROAD	P	2.0	972,015
	UC86	MUTINDWA ROAD	P	0.4	685,908
	UC87	UMOJA 3 ESTATE ROAD	E	1.2	1,528,440
	UC88	LINK ROAD OFF AIRPORT SOUTH AND NORTH ROAD	P	1.1	1,528,440
	UC89	KIBORO - NDURUNO ROAD	E	1.2	1,658,900
	UC90	MATHARE NORTH ROAD	P	0.9	1,876,910
	UC91	QUARRY ROAD	P	1.1	1,815,110
	UC92	MAJOR KINYANJUI STREET	E	0.8	1,312,800
	UC93	RAMESH GAUTAMA ROAD	P	1.1	1,743,710
	UC94	ACCESS TO HIGHWAY SECONDARY SCHOOL	P	0.9	1,845,834
		TOTAL : NAIROBI EAST			127,867,354
NAIROBI WEST	X4065	HINGA DRIVE	P	1.0	497,386
	Y4115	MUTHIORA ROAD (PART)	E	3.2	520,764
	Y4072	MACHARIA ROAD	P	1.7	629,448
	Y4023	MARENGA ROAD	P	0.9	560,904
	UC5	KAWANGWARE KABIRU/ SALIM ROAD	G	1.2	681,000
	X4099	LONGONOT ROAD	P	0.3	442,236
	Y4070	LOWER HILL ROAD	P	1.4	545,268
	Y4080	MATUMBATO ROAD	P	0.9	433,698
	Y4087	MENENGAI ROAD	P	0.4	436,812
	UC10	KENYA ROAD	P	0.4	416,580
	Y4088	MIHUTI AVENUE	P	0.3	414,183
	V4017	MUHOHO ROAD	P	1.4	751,212
	UC13	KIGANJO ROAD	P	0.5	553,670

MUNICIPALITY	ROAD NO.	ROAD NAME	S.T	KMS	AMOUNT(KSH)
	UC14	ACCESS ROAD TO PRISON/SCHOOL OF BLIND (OFF MAI MAHIU RD)	P	0.4	275,856
	X4258	SOUTHLANDS ESTATE	P	1.0	955,662
	Y4071	MABOKO ROAD	P	0.8	413,204
	Y4064	KUNGU KARUMBA ROAD	P	1.1	790,986
	Y4052	KINARI ROAD	P	0.7	382,186
	Y4133	SASUMUA ROAD	P	0.8	428,222
	Y4097	MTONGWE ROAD	P	0.5	464,448
	Y4099	MUCHAI DRIVE	P	0.5	452,358
	Y4082	MBAGATHI ROAD	P	1.4	698,676
	Y4085	MBARUK ROAD	P	0.8	555,588
	Y4101	MUGO KABIRU	P	0.4	463,992
	Y4139	SUNA ROAD	P	0.4	419,712
	X4067	KABARNET GARDENS	P	0.3	311,667
	Y4020	JOSEPH KANGETHE ROAD	P	1.7	1,037,616
	Y4021	KABARNET ROAD	P	0.8	447,186
	C396	JAMHURI ROAD	P	1.6	679,272
	V4023	WANYEE ROAD	P	1.0	737,820
	Y4142	TEMBO ROAD	P	0.3	288,384
	Y4007	BOGANI ROAD	P	3.8	1,996,120
	UC35	KIBERA DRIVE AND ACCESS ROADS TO ASK	P	4.1	6,817,520
	UC36	KITENGALA ROAD	P	0.7	743,064
	UC37	KAWANGWARE ROAD	P	2.7	1,543,775
	UC38	MASAI WEST	P	1.0	3,955,813
	UC39	WAGARIA ROAD	P/ E	1.6	1,097,568
	UC40	ADAMS ARCADE ROAD (OFF NGONG -SUNA ROAD)	P	0.6	651,378
	UC41	NGONG ROAD	P	7.8	1,514,424
	UC42	ACCESS OFF OLE SHAPARA AVENUE	P	0.7	669,684
	UC43	AERODROME ROAD	P	0.8	468,108
	UC44	4TH NGONG AVENUE	P	0.4	399,135
	UC45	3RD NGONG AVENUE	P	0.4	340,530
	UC46	CHYULU ROAD	P	0.4	1,016,526
	UC47	5TH NGONG AVENUE	P	0.5	404,280
	UC48	ACCESS TO TOY MARKET	P	0.2	1,623,363
	UC49	KIBERA ROAD	P	0.4	593,862
	UC50	OTIENDE - DOG UNIT ACCESS ROAD	P	0.8	1,010,316
	UC51	SASUMUA -OJAAMONG LINK	P	0.8	270,852
	UC52	KALASA CLOSE	P	0.0	338,067
	UC53	MALIBET ROAD	P	0.1	101,354
	UC54	BUKANI ROAD	P	0.2	749,430
	UC55	PAA CRESCENT	P	0.3	940,620
	UC56	SUMBA ROAD	P	0.4	1,695,774
	UC57	NAIMEY ROAD	P	0.2	994,397
	UC58	KIFARU CRESCENT	P	0.4	1,311,324
	UC59	SWARA CRESCENT	P	0.3	864,739
	UC60	NAIMEY LANE	P	0.2	864,924
	UC61	MFULU AVENUE	P	0.2	371,211
	UC62	KISAUNI ROAD	P	0.8	1,137,874
	UC63	KODI ROAD	P	0.2	432,554

MUNICIPALITY	ROAD NO.	ROAD NAME	S.T	KMS	AMOUNT(KSH)
	UC64	UHURU ESTATE ROADS	P	0.9	700,099
	UC65	NDEGE ROAD	P	2.4	1,075,530
	UC66	MOKOYET EAST ROAD	P	2.2	1,501,857
	UC67	MOKOYET WEST ROAD	P	2.2	1,501,857
	UC68	CHWEYA ROAD	P	0.3	575,184
	UC69	SEMINARY DRIVE	P	0.2	531,500
	UC70	ONYONKA ESTATE ROADS	P	0.9	1,109,426
	UC71	KINANGOP ROAD	P	0.8	203,562
	UC72	LANGIRI ROAD/CLOSE	P	1.1	2,276,388
	UC73	MIOTONI WEST ROAD	P	2.3	535,554
	UC74	MARULA CLOSE	E	2.0	2,148,420
	UC75	EMBAKASI STATION ROAD	E	3.5	560,700
	UC76	CEMETERY ROAD	P	1.7	2,920,908
	UC77	KIPEVU ROAD	P	1.0	324,750
	UC78	KAREN PLAINS (PART)	E	1.2	1,000,860
	UC79	MAKINA-HIGHRISE RAOD	E	6.0	3,523,200
	UC80	THREE D LANE(KAREN)	E	2.5	3,288,468
	UC81	BELLE VIEW ESTATE ROAD	P	0.3	634,859
	UC82	ACCESS TO RESSURECTION GARDEN	E	3.5	3,226,380
	UC83	KWARARA ROAD- OFF NDEGE ROAD	E	2.0	394,890
	UC84	1ST NGONG AVENUE	P	0.3	264,321
	UC85	KANGEMI ROAD	P	1.3	464,514
	UC86	NGOBIT ROAD	P	1.0	439,578
	UC87	KIKUYU ROAD	P	5.6	1,874,742
	UC88	KAREN ROAD	P	3.0	1,974,402
	UC90	NGOTHO ROAD	P	1.8	2,095,206
	UC91	MUTHIORA ROAD	P	2.0	1,839,234
	UC92	ACCESS TO RED CROSS	P	1.5	83,742
	UC93	KARIBA ESTATE ROADS	P	1.0	446,124
	UC94	HAZINA ESTATE ROADS	P	0.3	1,474,022
	UC95	KINOO ROAD	P	0.5	654,183
	UC96	NGUMO ESTATE ROAD	P	0.9	947,122
	UC97	OLE SHAPARA/FIVE STAR ESTATE/MUGOYA ROAD	P	0.9	1,071,140
	UC98	MAWENZI ROAD	P	0.3	1,213,293
	UC99	NYAKINYUA ROAD	P	0.8	793,650
	UC100	OLEDEANI CRESCENT	P	0.3	1,549,095
	UC101	KONGONI RAOD - OFF KURO ROAD	E	0.4	477,167
	UC102	KUWINDA ROAD OFF LANGATA ROAD	E	1.5	1,063,170
	UC103	LANGATA SOUTH ROAD - OFF LANGATA ROAD	P	1.6	800,028
	UC104	NANDI ROAD OFF NGONG ROAD	P	0.8	1,178,508
	UC105	PEPO LANE OFF KAREN DAGORETTI ROAD	E	0.7	968,535
	UC106	THE LINK ROAD OFF DAGORETTI ROAD	P	0.6	736,386
	UC107	WARAI NORTH RD OFF KAREN DAGORETTI RD	P	0.9	1,356,204
	UC108	NORTHVIEW ROAD - PANGANI	P		3,393,270
	UC109	SAUNA CLOSE ROAD	P	0.6	2,185,560
	UC110	NDURURU KIBOKO ROAD	E		1,176,423
		TOTAL : NAIROBI WEST			110,158,596
		TOTAL : NAIROBI REGION			512,051,341
CENTRAL REGION					

MUNICIPALITY	ROAD NO.	ROAD NAME	S.T	KMS	AMOUNT(KSH)
KIAMBU	UC1	KIAMBU CBD ROADS (POST OFFICE - INDIAN BAZAAR ROAD, CALTEX - PCEA - PARKVIEW - MOPHW, TIMBERYARD - POST OFFICE ROAD, INDIAN BAZZAR - KARAMBAINI ROAD, BYPASS ROAD, KIAMBU HOSPITAL - OIL LIBYA ROAD)	P	3.5	6,035,200
	UC2	MUNICIPAL - KABAE ROAD	G	4.0	4,552,947
		TOTAL : KIAMBU			10,588,147
LIMURU	UC3	LIMURU CBD ROADS (BIASHARA CIRCUIT, MARKET ROAD AND ACCESS TO HAWKERS MARKET ROAD)	P	5.3	8,035,300
	UC4	KAMIRITHU MARKET-KAMANDURA ROAD JUNCTION-KAMIRITHU POLYTECHNIC	E	2.0	2,586,250
		TOTAL : LIMURU			10,621,550
KERUGOYA/ KUTUS	UC5	KERUGOYA CBD ROADS	P	5.2	2,503,600
	UC6	KUTUS CBD ROADS	P	1.5	1,151,300
	UC7	NDOMBA - NEW SLAUGHTER HOUSE ROAD	G	0.5	727,200
	UC8	M.O.W - VET OFFICES	E	0.9	839,726
		TOTAL : KERUGOYA/ KUTUS			5,221,826
MURANG'A	UC9	MURANG'A CBD ROADS	P	6.5	5,229,500
	UC10	MORTUARY ROAD	E	0.5	770,243
	UC11	WORKSHOP ROAD	G	0.5	770,243
	UC12	MURANG'A ROAD - MURANG'A HIGH SCHOOL - KANGEMA ROAD	G	0.5	770,243
		TOTAL : MURANG'A			7,540,229
NYAHURURU	UC60	MANGUO RDS	E	1.0	1,276,000
	UC61	CEMETERY RDS	E	1.0	1,276,000
	UC62	MAINA RDS	E	1.0	1,244,509
	UC63	CORE SITE RDS	E	1.0	976,000
	UC64	NJAU TO TUZO RDS	E	1.0	991,000
	UC65	CBD RAODS	P	2.0	4,513,550
		TOTAL : NYAHURURU			10,277,059
NYERI	UC18	NYERI CBD ROADS	P	9.5	10,166,200
	UC19	NMT IN VARIOUS ROAD	P	2.0	10,148,500
	UC20	MORTUARY ROAD	E	1.0	1,644,500
	UC21	PGH- KNGEMI - SEWERAGE TREATMENT ROAD	E	2.0	2,416,304
	UC22	KAMAKWA - GITATHINI ROAD	E	1.5	1,366,000
	UC23	NGANGARITHI ROAD	E	2.0	1,413,104
		TOTAL : NYERI			27,154,608
KARATINA	UC24	KARATINA C.B.D ROADS	P	1.5	5,166,622
		TOTAL : KARATINA			5,166,622
THIKA	UC25	KENYATTA HIGHWAY	P	4.5	8,263,500
	UC26	THIKA CBD ROADS	P	7.0	8,322,500
	UC27	MAKONGENI ROAD	G	5.0	4,404,705
	UC28	KARATINA ROAD	G	0.8	2,701,456
		TOTAL : THIKA			23,692,161
RUIRU	UC29	GITHURAI - KIMBO - MWIHOKO	G	5.0	5,652,456
	UC30	WATAALAM ROAD	G	1.0	1,390,152
	UC31	UPPER/LOWER BUS PARK ROADS	G	0.4	10,290,601
	UC32	LOWER NJIRI KARAGO ROAD	G	0.2	5,573,600
		TOTAL : RUIRU			22,906,809
		TOTAL : CENTRAL REGION			123,169,011

MUNICIPALITY	ROAD NO.	ROAD NAME	S.T	KMS	AMOUNT(KSH)
COAST REGION					
MOMBASA	UUA04	MAMA NGINA DRIVE	P	6.2	806,354
	UUFSM04	OLD MTONGWE	P	4.2	3,019,364
	UUA05	MAKABURINI	P	3.5	454,384
	UUA09	NKRUMAH	P	3.8	650,322
	UUA10	OLD KILINDINI	P	2.7	1,215,390
	UUA103	RONALD NGALA (SECTION BTWN MWANGEKA AND JOMO KENYATTA AV.)	P	3.7	4,127,872
	UUA10-2	REFINERY ROAD	P	3.0	1,037,620
	UUA18	MJI MPYA	P	3.5	358,160
	UUA4	KWASHIBU	P	2.3	1,037,216
	UUA22	MWAKILINGO	P	2.5	514,832
	UUA26	MSANIFU KOMBO	P	5.4	1,910,465
	UUA26	BIBI WA SHAFI	P	2.2	343,024
	UUA30	MWEMBE TAYARI	P	0.7	1,395,864
	UUA47	MWANGEKA	P	1.5	2,840,683
	UUA59	KISAUNI	P	1.2	2,874,192
	UUA55-5	TOM MBOYA	P	3.3	1,742,576
	UUA72	WAJIR ROAD	P	1.7	4,976,705
	UUA91	MWINYI BABU	P	2.0	1,421,667
	UUANMO7	BEACH ROAD	P	2.5	4,791,380
	UUAWM05	MIKINDANI ESTATE ROAD (M1,M2 & M3)	P	3.0	3,978,445
	UUDI02	MAALIM JUMA	P	0.6	2,008,656
	UUDI05	MLANGO WA PAPA	P	0.3	903,665
	UUDI04	GEORGE MORARA	P	0.3	672,336
	UUDI08	MACKAWI	P	0.4	1,498,722
	UUDI07	MBARAKI ROAD	P	1.1	477,920
	UUDI14	SIMU YA UPEPO	P	0.5	2,039,456
	UUDI18	MUYAKA	P	0.5	1,490,276
	UUDI18	GATUNDU	P	0.4	1,377,229
	UUDI21	SALIM MWAMGUNGA	P	0.5	4,669,152
	UUDNM05	KISAUNI ESTATE (K2 & K4)	P	1.0	2,911,059
	UUDWM06	CHANGAMWE REPOOLING (B3 & B4)	P	3.0	4,818,598
	UUF019-3	LIWATONI	P	0.7	682,568
	UUF05	AFRICAN MARINE	P	1.5	371,922
	UUF08	MJI WA KALE	P	0.6	733,584
	UUF12	WAHUNZI	P	0.2	701,048
	UUF15	NORTH FEEDER	P	5.0	6,112,156
	UUF18	MOZAMBIQUE	P	0.7	1,441,592
	UUF14-2	MIKANJUNI	P	0.9	839,376
	UUF21	MNAZI MOJA	P	0.5	701,744
	UUF19-4	MOYNE DRIVE	P	2.0	1,520,572
	UUF19-12	MAKTUBU ROAD	P	0.2	706,753
	UUF19-15	MAKADARA ROAD	P	0.7	524,210
	UUF19-16	TONONOKA ROAD	P	0.4	857,624
	UUF19-16	BALUCHI ST	P	0.2	586,676
	UUF19-15	BIASHARA ST	P	1.0	2,008,656
	UUF19-18	FAZA ROAD	P	0.3	365,321
	UUF19-18	KEINO ROAD	P	0.4	701,048

MUNICIPALITY	ROAD NO.	ROAD NAME	S.T	KMS	AMOUNT(KSH)
	UUF19-21	CHAANI ESTATE ROAD	P	2.4	4,402,100
	UUF19-21	RAHA LEO	P	0.8	343,024
	UUF19-24	ZAKHEM ROAD	G	9.0	5,590,763
	UUF19-23	E982 ROAD	P	6.6	680,480
	UUF19-5	NYALI NORTH	G	5.0	2,405,960
	UUF19-7	MIRITINI ESTATE ACCESS (T1)	P	2.0	2,636,518
	UUF19-8	MT. KENYA ROAD	P	1.5	1,071,063
	UUF19-7	BUNGALOWS ROAD	P	0.7	703,847
	UUF19-9	D KIMATHI ROAD	P	1.6	1,005,024
	UUF34	FACTORY ROAD	P	0.2	450,488
	UUF32-3	HARDWARE STREET	P	0.2	431,312
	UUF38	NGONYO	P	0.3	199,753
	UUF46	WAIYAKI	P	0.3	1,035,128
	UUF48	PWANI SCHOOL FOR HANDICAPPED	P	0.7	976,815
	UUF52	VIHIGA	P	0.4	353,835
	UUF72	BARINGO	P	1.4	4,693,536
	UUF67-3	MWATATE ROAD	P	0.4	1,004,328
	UUF71	JOE KADENGE	P	0.4	1,050,314
	UUF68-3	CHONYI	P	0.2	354,494
	UUF70-3	CUSTOMS	P	0.2	463,879
	UUF74	SERENA BEACH	P	3.3	688,553
	UUF93	LIKONI	P	0.5	1,037,216
	UUF94	PANDYA ROAD	P	0.5	1,037,216
	UUFCI05	ZANZIBAR	P	0.6	733,330
	UUFCI06	TAVETA	P	0.4	1,018,736
	UUFCI08	VOI	P	0.4	189,962
	UUFCI06	MASHUNDU	P	0.4	636,736
	UUFCI07	CHAI	P	0.4	1,018,736
	UUFCI08	MWINYI MPATE (ALI PUNJANI)	P	0.4	694,400
	UUFCI09	UNGA STREET	P	0.4	1,609,861
	UUFI01	KALOLENI ROAD	P	0.2	669,552
	UUFI05	KUZE	P	0.3	1,136,821
	UUFI05	KITUI	P	0.2	741,416
	UUFI05	NYERI	P	0.2	669,552
	UUFI12	MZIZIMA	G	0.3	1,125,431
	UUFI11	LANGONI	P	0.2	585,284
	UUFI102	SAMBURU	P	0.5	1,907,440
	UUFI103	KISUMU (AHMED MUHDHAR)	P	0.4	676,408
	UUFI103	ALI BIN NAAMAN	P	0.6	837,984
	UUFI15	KERICHO	P	0.4	1,123,955
	UUFI15	MARIAKANI (BAWAZIR LANE)	P	0.2	521,200
	UUFI16	MWAGOGO	P	0.2	509,368
	UUFI16	SERANI P. SCHOOL LANE	P	0.1	670,248
	UUFI18	NGOMENI (LOTUS ROAD)	P	0.2	514,832
	UUFI20	MVITA	P	0.4	1,028,376
	UUFI20	MOMBASA HOSPITAL ACCESS	P	0.1	354,557
	UUFI21	DAVID KAYANDA	P	0.8	1,728,390
	UUFI25	LIGHT HOUSE ROAD	P	0.2	687,278
	UUFI25	KWALE ROAD	P	0.4	335,472

MUNICIPALITY	ROAD NO.	ROAD NAME	S.T	KMS	AMOUNT(KSH)
	UUFI27	KIAMBU AVENUE	P	0.2	520,875
	UUFI28	VANGA	P	0.7	1,062,143
	UUFI44	MUSLIM (KAKAMEGA)	P	0.3	700,873
	UUFI45	MAUNGANO	P	0.5	1,018,736
	UUFI46	AGA KHAN	P	0.3	911,936
	UUFI48	SEGA ROAD (T12)	P	0.3	688,728
	UUFNM05	NEEM AVENUE	P	0.6	1,487,420
	UUFNM12	CORAL DRIVE	G	0.1	1,008,226
	UUFNM13	JAMHURI	P	0.7	1,112,555
	UUFNM14	SEA VIEW	P	0.4	535,943
	UUFNM15	KENYATTA	P	0.7	340,263
	UUFNM15	CEMENT (SILO)	P	1.4	672,336
	UUFNM18	KIEMBENI	P	0.6	2,118,522
	UUFSM05	SOUTH FEEDER	E	3.0	3,763,968
	UUFT04	WAKAUMA AVENUE	P	0.5	703,136
	UUFT06	STEVE BIKO	P	0.5	843,293
	UUFT05	ZAMBEZI	P	0.4	760,560
	UUFT08	RASINI	P	0.4	898,016
	UUFT08	HONGERA	P	0.2	688,728
	UUFWM04	WEST FEEDER	G	3.0	4,132,848
	UUFWM05	MENGO	P	0.7	1,096,280
	UUFWMIO4	PAMBA ROAD	P	0.6	993,368
	UU-O	HAILESELASIE	P	1.2	1,077,897
	UUP07	KOINANGE	P	1.8	721,675
	UUP07	SWALEH NGURU	P	0.9	509,368
	UUP13	KIBOKONI	P	0.4	384,088
	UUP10-3	KAUNDA AVENUE	P	1.8	720,746
	UUP18	SAUTI YA KENYA	P	1.1	703,136
	UUP22	MACHAKOS	P	0.4	515,528
	UUP24	DURUMA	P	0.4	1,023,504
	UUP41	OBOTE	P	0.8	708,704
	UUP41	TANGANA ROAD	P	0.6	1,037,216
	UUP70	MAJENGO	P	1.0	2,519,872
	UUPF12	NAROK	P	1.2	1,375,472
	UUA01-4	SHELLY BEACH	P	4.0	1,383,870
	UUF11	ACCESS ROAD TO KONGOWEA MKT	P	1.5	1,476,745
	UUF41	MANYIMBO	P	1.5	1,379,331
	UUANM07	OLD MALINDI ROAD	P	9.2	6,228,680
	UUFI100	MSAADA	P	0.7	698,960
	UUA63	SHARRIF NASSIR (MWABUNDU)	P	1.1	23,402,250
	UUA78	KISMAYU	P	0.5	18,720,029
	UUF67-8	LUMUMBA ROAD	P	1.6	19,259,832
	UUF19-16	ARCH BISHOP MAKARIOS ROAD	P	1.1	14,669,140
		TOTAL : MOMBASA			260,134,202
VOI	VOM00102	SIKUJUA ESTATE ROADS	E	2.0	447,389
	VOM0014	JUA KALI	G	0.4	865,090
	VOM0016	E.MAGHANGA EXT.	E	1.1	500,842
	VOM003-3	MAIN ACCESS	G	1.6	530,909
	VOM0076	URR(KL)14	E	0.6	16,704
	VOM0077	URR(KL)15	E	0.6	126,950
	VOM0078	URR(KL)16	E	0.6	182,700
	VOM0079	URR(KL)17	E	0.6	266,429
	VOM0037	GLORIA	G	0.2	235,169
	VOM0046	UTAWALA EXT	E	0.8	3,887,166
	VOM007	LOWER KARIAKOR	E	0.8	942,506
	VOM0046	MWATAMAA	G	0.8	785,417
	VOM011	HOSPITAL	G	0.7	5,597,776
		TOTAL : VOI			14,385,046
MALINDI	UC8	KICHINJIO BARANI	E	0.8	363,553
	UR6	NEW GRAVE YARD MUNICIPALITY CLINIC	E	1.0	321,700
	UUA13	TUVA	E	0.7	542,251
	UUA20	MTONGANI KINGS ACADEMY	E	1.5	788,707
	UUA7	HOSPITAL SHOW GROUND	E	0.9	704,036
	UUA3-6	STADIUM	E	0.7	4,451,077
	UUA4-4	SLAUGHTER HOUSE	E	1.0	1,599,663
	UUA63	MAJENGO	E	0.6	302,844
	UUA15	NGALA	E	0.8	4,988,590
	UUAM6	PALM ROAD	E	2.5	1,517,282
	UUDM05	MAWENI	E	0.3	222,998
	UUDM106	SHOWGROUND STREET	E	0.6	341,652
	UUF4	JUA KALI	E	0.4	232,520
	UUP1-4	NGALA IV	G	1.1	1,287,122
	UUP-11	MBUYUNI	G	0.6	319,844
	UCA-01M	CASUARINA	P	4.8	1,679,554
	UUP-006	UHURU	P	0.6	409,424
	UUP-008	JAMHURI	P	0.5	1,099,607
	UR5-4	MADARAKA SQUATER - MUNICIPAL CLINIC	G	1.6	580,612
	UCA-02M	SILVERSAND	P	2.2	1,061,157
		TOTAL : MALINDI			22,814,197
		TOTAL : COAST REGION			297,333,445
UPPER EASTERN REGION					
EMBU	UC-21	MAJENGO FEEDER ROADS	E	2.3	2,748,669
	UC-22	MAJIMBO FEEDER ROADS	E	1.5	3,795,941
	UC-23	ITABUA MAIN ROAD	E	1.5	1,616,752
	UC-24	CBD ROADS	E	2.0	4,435,660
	UC-25	SPRING VALLEY ROADS	E	2.0	2,814,449
	UC-26	BLUE-VALLEY ROAD	E	1.5	188,473
	UC-27	DALLAS FEEDER ROADS	E	2.3	3,481,460
	UC-28	BLUE VALLEY FEEDER ROADS	E	2.6	2,394,784
	UC-29	KANGARU FEEDER ROADS	E	1.5	2,200,225
	UC-30	NJUKIRI FEEDERS ROADS		1.5	1,264,695
		TOTAL : EMBU			24,941,107
RUNYENJES	UC-13	B6-GENERAL HOSPITAL-CHIEFS CAMP	G	2.0	2,182,803
	UC-14	CBD ROADS	G	1.5	3,191,499
		TOTAL : RUNYENJES			5,374,302
MERU CENTRAL	UC-1	COCA-COLA-GITWIKI -PART I	G	0.7	1,162,709
	UC-2	MANGATI -ANGELIC -MAIZE MEAL	G	1.1	1,566,000
	UC-3	COCA-COLA-GITWIKI -PART II	G	0.8	1,507,000

MUNICIPALITY	ROAD NO.	ROAD NAME	S.T	KMS	AMOUNT(KSH)
	UC-4	MAJENGO FEEDER ROADS-LOOP I	G	1.5	1,951,000
	UC-5	MAJENGO FEEDER ROADS-LOOP II	G	1.5	1,426,000
	UC-6	MERU MAUA RD - KARU-MANTHI	G	1.9	1,255,500
	UC-7	MWITHUMWIRU -CHIL-DRENS HOME-KARU-MANTHI	G	1.3	1,351,500
	UC-8	CBD ROADS	G	1.0	2,475,250
	UC-9	NTHAMBI PRY-IRINDA-KI-RARIA PRY	G	1.2	627,500
	UC-10	NJERU -KONGOACHEKE C. FACTORY-SHOW-GROUND RD	G	3.0	3,992,000
	UC-11	MIKINDURI -CHUGU	G	1.0	1,410,180
	UC-12	KPLC-NKOUNE	G	1.4	2,087,600
		TOTAL : MERU CENTRAL			20,812,239
CHUKA	UC-17	OFF B6 -JOMBAS ESTATE	E	1.5	1,025,818
	UC-18	MOSQUE - DCS RESI-DENCE	E	1.0	741,313
	UC-19	NDAGANI MARKET LOOP	E	0.3	1,533,932
	UC-20	NATIONAL HOUSING ESTATE	E	1.2	1,936,736
		TOTAL : CHUKA			5,237,798
MAUA	UC-15	KARIENE -KITHETU LOOP	G	5.5	3,768,823
	UC-16	NATIONAL CEREALS-HOS-PITAL-ANNEX	G	0.8	1,410,800
		TOTAL : MAUA			5,179,623
		TOTAL : UPPER EASTERN REGION			61,545,069
LOWER EASTERN					
MAVOKO	UC-16	MASTERMIND-KIUN-GANI-JKIA RESORT-KA-TANI ROAD	G	5.0	1,983,600
	UC-17	JOSKA MARKET ROADS	E	5.0	1,691,016
	UC-18	JKIA RESORT CLUB-KA-TANI RD	E	0.5	3,419,012
	UC19	PEPE-MAKADARA-VA-NILLAS	P	2.5	4,559,380
	UC-20	CATHOLIC-KYUMBI	E	3.0	1,507,085
	UC-21	A PLACE RD	G	6.1	1,806,120
	UC-22	PEACOCK-SLOTA	E	0.5	1,322,435
	UC-23	PEPE ROAD	P	1.3	4,307,886
	UC-24	PEPE-TUSKYS-SHELL RD	P	1.4	4,512,400
		TOTAL : MAVOKO			25,108,934
KITUI	UC-1	JICA-PRISON	G	1.1	1,573,527
	UC-2	KITUI GINERY RD	E	3.0	2,019,537
	UC-3	KILUGYA STREET	P	0.8	2,411,193
	UC-4	MAMA NGINA RD	P	0.8	1,992,161
	UC-5	ENDAU LANE	P	0.8	1,701,523
	UC-6	KITUI HOSPITAL RD	P	1.4	2,457,692
	UC-7	DC LANE	P	0.8	2,469,588
		TOTAL : KITUI			14,625,221
MACHAKOS	UC-8	KENYA ISRAEL RD	E	2.2	2,282,332
	UC-9	MANZA AIC CHURCH RD	E	1.2	2,844,042
	UC10	NTHULA	P	2.5	2,442,844
	UC-11	KANGUNDO RD-KITHAAYONI	E	0.5	2,285,812
	UC-12	CHURCH RD	P	0.5	13,236,323
	UC-13	NGEI RD	P		1,978,600
	UC-14	MWATU WA NGOMA RD	P	0.3	2,080,032
	UC-15	MIWANI RD	E	2.0	2,523,339
		TOTAL : MACHAKOS			29,673,324
		TOTAL : LOWER EASTERN			69,407,479

MUNICIPALITY	ROAD NO.	ROAD NAME	S.T	KMS	AMOUNT(KSH)
NORTH EASTERN REGION					
GARISSA	UC1	CBD	P	1.0	5,140,000
	UC2	BULLA MADINA	E	1.2	710,000
	UC3	COUNTY ROAD	E	1.0	572,000
	UC4	FUTOL ROAD	E	0.4	996,000
	UC5	DEKABURI ROAD	G	1.0	3,518,720
	UC6	BULLA GADUD - TETU	E	2.8	5,950,000
	UC7	MNARA - UNICEF	G	0.7	1,975,000
	UC8	BOYS TOWN ROAD	E	1.1	2,490,000
	UC9	BULLA KARTASI	E	1.8	3,932,000
	UC10	SANKURI ROAD	E	2.0	740,000
		TOTAL : GARISSA			26,023,720
		TOTAL : NORTH EASTERN REGION			26,023,720
NYANZA REGION					
KISII	UC1	NYANCHWA-DARAJA MBILI	Premix	1.5	7,193,586
	UC2	SCOOBY LANE (B3-NAKU-MATT LINK)	Premix	0.1	2,615,226
	UC3	BARCLAYS-HOSPITAL ROUNDABOUT	Premix	0.1	827,650
	UC4	NYAURA-CAMPUS ROAD	Earth	4.5	8,146,810
		TOTAL : KISII			18,783,272
KISUMU	UC1	SEKOTOURE	P	0.8	3,491,786
	UC2	ONDIEK HIGHWAY	P	1.5	6,551,670
	UC3	CARWASH-SIJE	E	0.6	46,500
	UC4	AWUOR OTIENO ROAD	P	1.4	1,493,327
	UC5	OJIJO-OTEKO ROAD	P	1.3	1,260,677
	UC6	NERHU ROAD	P	2.2	1,388,446
	UC7	MAYATTA RING ROAD	P	3.3	4,622,249
	UC8	ODIAGA ROW	P	1.0	1,260,677
	UC9	NZOIA ROAD	P	0.6	1,260,677
	UC10	BUTERE ROAD	P	0.3	1,260,677
	UC11	OKORE ROAD	P	0.7	1,260,677
	UC12	GOT HUMA ROAD	P	0.6	1,260,677
	UC13	BONYO ROAD	P	0.4	1,260,677
	UC14	SABUNI ROAD	P	0.2	6,502,427
	UC15	HARAMBEE ROAD	P	0.3	1,260,677
	UC16	IMPALA CLUB- DUNGA BEACH ROAD	E	3.0	2,992,500
	UC17	NYERERE ROAD	P	2.6	4,239,360
	UC18	GOR MAHIA STREET	P	0.5	1,815,408
	UC19	OGINGA ODINGA	P	1.0	1,875,636
	UC20	PAUL MBOYA	P	0.6	11,921,898
	UC21	KENYATTA HIGHWAY	P	1.0	3,440,367
	UC22	ANGAWA ROAD	P	0.7	1,260,677
	UC23	MOSQUE ROAD	P	0.5	1,260,677
	UC24	KONDELE KIBOS ROAD	P	1.0	3,668,088
	UC14	PAMBA ROAD	P	0.4	15,324,067
	UC25	BREWERIES ROAD	P	0.6	7,802,152
	UC27	BUSPARK ROADS	P	3.0	4,897,600
		TOTAL : KISUMU			94,680,247
SIAYA	UC1	SAMUEL AYANY -MOI AVENUE ROAD	E	0.2	5,235,160
		TOTAL : SIAYA			5,235,160

MUNICIPALITY	ROAD NO.	ROAD NAME	S.T	KMS	AMOUNT(KSH)
HOMABAY	UC1	ORIANG ESTATE ACCESS	P	0.4	874,778
	UC2	LUORE - FOREST OFFICE	P	0.7	752,150
	UC3	SHIVLING -POLICE STATION	P	0.3	3,554,376
	UC4	C19- POST OFFICE	P	0.4	4,613,053
	UC7	C19 -LAKE PRIMARY SCHOOL	P	0.2	538,226
		TOTAL : HOMABAY			10,332,583
MIGORI	UUF	ORUBA-MILIMANI ROAD	E	0.4	9,006,270
	UUF	GIRANGO-WUOTH OGIK RING ROAD.	E	2.7	177,005
	UUF1	JUNCTION ORUBA ROAD-KARAI-A1 ROAD	E	3.0	1,092,500
		TOTAL : MIGORI			10,275,775
KEHANCHA	UC1	SIRARE MARKET LOOP ROAD -BORDER POINT HOTEL-A1 ROAD	E	0.3	5,792,279
	UC2	CHIEF'S OFFICE-SUNRISE HOTEL -JUNCTION D201 ROAD	E	1.0	1,594,990
		TOTAL : KEHANCHA			7,387,269
		TOTAL : NYANZA REGION			146,694,306
SOUTH RIFT REGION					
KERICHO	UC68	ISAAC SALAT ROAD	P	1.5	680,520
	UC69	KERICHO HIGH-KERICHO BOYS BOARDING-NYAGACHO MARKET	E	2.5	4,845,000
	UC70	MIDWEST-KIMUGU-EMMANUEL AGCC-GOLF COURSE	E	1.5	1,166,550
	UC80	KSM RD-KHBC-ROAD 2000	G	2.2	153,275
	UC81	HARAMBEE AVENUE	P	1.0	8,028,050
	UC82	KCO MARKET -TEACHERS CLLG	P	1.2	535,500
	UC83	STADIUM - ELAND ACADEMY-MAJENGO	G	1.3	126,550
	UC83	CBD-PAVED ROADS	P	3.0	1,776,803
		TOTAL : KERICHO			17,312,248
NANYUKI	UC13	NANYUKI CBD ROADS	P	5.1	8,766,500
	UC14	UPPER MUTHAIGA AREA ROADS	G	0.8	1,185,152
	UC15	HURUMA ROAD	E	0.5	511,000
	UC16	LIKII RIVER BANK ROAD	E	2.0	906,500
	UC17	THIGITHU ROADS	E	1.1	1,396,269
		TOTAL : NANYUKI			12,765,421
NAKURU	UC1	MOI ROAD	P	0.2	3,824,250
	UC2	SUNGURA RD	P	1.8	800,250
	UC3	HARRY THUKU	P	0.6	1,197,750
	UC4	SHADRACK KIMALEL RD	P	2.4	5,772,091
	UC5	MBURU GICHUA	P	1.5	5,869,250
	UC6	BARINGO ROAD (ROAD SERVES SAND TRUCKS)	P	1.5	8,102,730
	UC7	SEWAGE ROAD (ROAD SERVES SAND TRUCK)	P	1.5	5,956,230
	UC8	KENYATTA AVENUE	P	1.2	10,803,900
	UC9	RONALD NGALA AVENUE	E	1.7	747,250
	UC10	MOSES MUDAVADI	P	1.5	803,850
	UC11	KUFANYA RD	P	1.2	581,100
	UC12	PANDIT NEHRU ROAD	P	0.4	880,000
	UC13	MARAGOLI ROAD			752,800
	UC14	GOVERNMENT ROAD	P	0.8	2,993,000
	UC15	KENYATTA LANE	P	0.4	4,740,000
	UC16	MAASAI AVENUE	P	1.4	541,000
	UC17	S.K. BEDI	P	0.7	735,850
	UC18	TOM MBOYA	P	0.7	793,700
	UC19	CLUB RD	P	0.4	340,000
	UC20	COURT RD-	P	0.3	190,000
	UC21	GENERAL MATHENGE -LINK TO RAVINE RD LOOP	G	0.8	1,000,000
	UC22	KANU STREET	P	1.5	6,823,775
	UC23	STADIUM RD	P	0.4	227,775
	UC24	RAGATI RIVER RD	P	0.7	251,200
	UC25	JOHN MUMANYI	P	1.1	6,078,925
	UC26	MIGORI RD	P	1.0	1,449,250
	UC27	YIMBO RD	P	0.8	583,100
	UC28	MARIAKANI RD	P	0.7	1,051,025
	UC29	LOCHIKA RD	P	1.3	1,209,000
	UC30	KIPKELION	G	0.5	819,000
	UC31	MUMIAS RD	P	0.9	1,317,350
	UC32	MOMBASA RD	G	2.4	2,015,000
	UC33	KALEWA RD	P	1.0	1,150,350
	UC34	KAHAWA RD	P	0.4	5,409,700
	UC35	MARKET RD	P	0.6	6,034,700
	UC36	ELDORET RD	P	1.5	686,750
	UC37	FALIMNGO RD	P	1.5	1,113,775
	UC38	KIRINYAGA RD	G	1.0	717,850
	UC39	PRISONS RD	P	0.9	696,500
	UC40	GITHIMA-KAPTEMBWO-BARUT WEST SHOPPING CENTRE	P	6.0	2,438,000
	UC41	1ST RHONDA STREET	E	1.2	906,400
	UC42	KIPCHOGE KEINO RD	P	0.8	1,532,350
	UC43	FREE AREA ACCESS ROADS	G	2.0	489,530
	UC44	NAKURU SHOWGROUND RD	P	1.8	793,625
	UC45	MOSQUE ROAD	P	0.5	2,134,480
	UC46	COURTYARD-GILANIS MARKET ROAD	P	0.5	846,720
		TOTAL : NAKURU			104,201,131
NAIVASHA	UC47	KAYOLE RDS	E	2.5	805,350
	UC48	HOBRA RD	E	2.1	1,418,850
	UC49	KABATI RD	E	2.5	1,639,700
	UC50	KENYATTA AVENUE	P	3.7	3,752,550
	UC51	KOINANGE STREET	P	0.5	2,580,000
	UC52	MAMA NGINA RD	P	2.6	5,240,000
	UC53	POSTA LANE	P	0.2	267,700
	UC54	MBARIA KANIU RD	P	2.0	5,698,500
	UC55	BIASHARA STREET	P	0.5	980,500
	UC56	KARIUKI CHOTARA	E	1.0	7,487,550
	UC57	RAILWAY LANE	P	0.1	323,100
	UC58	NUCLEAR STAGE- MBARIA KANIU	E	0.5	1,251,200
	UC59	TELCOM - FARMERS FACTORY	E	0.3	657,640
		TOTAL : NAIVASHA			32,102,640
BOMET	UC66	CBD-EARTH AND GRAVEL ROADS	G	5.0	3,018,050
	UC67	CBD ROADS-PAVED	P	5.0	3,235,963
		TOTAL : BOMET			6,254,013
		TOTAL : SOUTH RIFT REGION			172,635,454

MUNICIPALITY	ROAD NO.	ROAD NAME	S.T	KMS	AMOUNT(KSH)
NORTH RIFT REGION					
KITALE	U4402-007	ASSORTED TOWN RDS	P	1.4	8,118,487
	UC-1	ROUTINE MAINTENANCE OF SELECTED ROADS TU-WAN/MITUME ESTATE			3,091,745
	UC-2	ROUTINE MAINTENANCE OF SELECTED ROADS MILIMANI ESTATE	E	3.0	3,031,250
	UC-3	ROUTINE MAINTENANCE OF SELECTED ROADS KIBOMET ESTATE	E	3.0	3,091,250
	UC-4	ROUTINE MAINTENANCE OF SELECTED ROADS AGIP ESTATE	E	3.0	3,026,750
	UC-5	ROUTINE MAINTENANCE OF SELECTED ROADS GATUA ESTATE	E	2.0	2,606,750
		TOTAL : KITALE			22,966,232
ELDORET	U4401-007	MWANZO-PEMUGI ROAD	P	1.0	11,529,500
	U4401-007	STAGE IMPROVEMENT OF 64 STREET	P	1.0	25,195,797
	U4401-019	KIMATHI STREET	P	1.3	4,982,500
	U4401-011	UPPER OLOO STREET	P	0.7	4,162,900
	U4401-004	NANDI ROAD	P	2.5	6,929,865
	UC-1	GULAB LOCHAB ACCESS RD	P	0.3	1,831,400
	U4401-005	ROUTINE MAINTENANCE OF SELECTED CBD	P	3.0	1,983,550
	U4401-088	ROUTINE MAINTENANCE OF SELECTED EARTH	E	15.0	26,749,375
		TOTAL : ELDORET			83,364,887
KABARNET	U4403-017	KIE, CHEMUNA, INDUS-TRIAL RDS6 TUGEN & STADIUM ROADS	P	2.6	789,020
	U4403-011,	MEMBERS CLUB, BUS PARK, HOSPI-TAL CHELAGAT & CHEMNG'OREM ROADS	P	2.8	891,510
	U4403-005	AIRSTRIP ROAD	P	4.5	1,143,150
	U4403-020	OFF POSTA-COMMISSION-ER RD	E	2.0	1,367,325
	U4403-010	KFA- POLYTECHNIC RD	E	0.5	1,767,125
	U4403-024	MEMBERS CLUB-MU-MOL RD	E	3.0	1,017,250
	U4403-009	SEGUTON RD	E	1.0	1,017,250
		TOTAL : KABARNET			7,992,630
KAPSABET	U4404-005	KEBEN-HIGHWAY ROAD	E	0.1	2,231,300
	U4404-006	MARKET ROAD	E	0.2	2,199,135
	U4404-019	ASSORTED TOWN ROADS	E	0.5	698,225
	U4405-034	C39-KCC-C41	E	0.8	1,463,000
		TOTAL : KAPSABET			6,591,660
LODWAR	U4406-029	OXFAM-TRANSAFRICA SEC. SCH. ROAD	E	1.4	1,517,500
	U4406-032	KANAAM CATHOLIC CHURCH-NAWOTIN ROAD	E	1.3	1,613,000
	U4406-030	NAPETET-JOHANNES-BURG ROAD	E	2.2	1,958,207
	U4406-007	NCPB-LOYO PRIMARY SCH.	E	1.0	1,333,450
		TOTAL : LODWAR			6,422,157
KAPENGURIA	U4405-029	LOTODO STREET, KACHE-LIBA 1 ROAD AND POSTA ROAD	P	1.5	851,018
	U4405-031	KAPENGURIA TOWN ROADS	P	0.5	3,540,450
	U4403-030	KACHELIBA 2 ROAD, BACKSTREET,LOMUT KARURA ROAD AND SEBIT PLAZA ROAD	E	1.0	1,220,225
	U4405-009	MAKUTANO PRI RD	E	1.5	620,500
		TOTAL : KAPENGURIA			6,232,193
		TOTAL : NORTH RIFT REGION			133,569,759
WESTERN REGION					
BUNGOMA	UC1	MOI AVENUE	P	2.1	2,992,400
	UC2	SITE AND SERVICES ROAD	E	1.0	8,110,316
		TOTAL : BUNGOMA			11,102,716
WEBUYE	UC1	KENYATTA STREET	P	1.0	415,000
	UC2	RELIANCE - ST JOSEPHS - NCPB - NATIONAL ESTATE	P	2.5	3,908,100
	UC3	KMTC - GUEST HOUSE - A1	P	2.9	1,139,174
	UC4	NYANGE STREET	P	1.0	837,000
	UC5	MOI AVENUE	P	4.0	1,804,600
		TOTAL : WEBUYE			8,103,874
KIMILILI	UC1	POSTA -PASCAL NABWA-NA REST.	P/E	1.2	10,314,668
		TOTAL : KIMILILI			10,314,668
BUSIA	UC1	POSTA - MARKET ROAD	E	1.5	5,286,000
	UC2	TOWNSHIP ROADS	E	3.0	5,066,051
		TOTAL : BUSIA			10,352,051
KAKAMEGA	UC1	SUDI ROAD	P	1.0	1,394,000
	UC2	MAZIWA ROAD	P	1.1	1,724,000
	UC3	EPRAIM ANDERE ROAD	P	0.5	6,550,000
	UC4	KHALISHA ROAD	P	1.5	7,893,946
	UC5	AMIANI ROAD	E	0.6	11,559,700
		TOTAL : KAKAMEGA			29,121,646
VIHIGA	UC1	MPAKA ROAD	E	6.0	7,963,600
		TOTAL : VIHIGA			7,963,600
MUMIAS	UC1	BARCLAYS -NYAPORA PRIMARY-ST MARY'S	E	1.6	4,823,665
	UC2	C33- DCS - MUMIAS- ST. MARY SEC.SCH.	E/P	3.0	5,530,000
		TOTAL : MUMIAS			10,353,665
		TOTAL : WESTERN REGION			87,312,220

1% KWS Work Programme

KWS WORK PLAN 2014/2015				
PARK	ROAD No.	ROAD NAME	KMs	AMOUNT (KSH)
KWS HQ	R0000	ADMINISTRATION COSTS	0	4,943,930
		SUB TOTAL		4,943,930
ABERDARES NP	E 511	KINUNGI-KIANDON-GORO	20	8,113,000
	E 583	MWEIGA – ARK LODGE	14	5,299,000
	E 592	MITERO – WANDARE	35	11,763,600
	E 593	NGOBIT – RHINO GATE SHAMATA	36	2,437,000
	R0000	ADMINISTRATION COSTS		125,000
		SUB TOTAL		27,737,600
MT KENYA NP.	E 606	JUNCTION D448 – MT. KENYA	10	3,890,000
	R0000	ADMINISTRATION COSTS		40,000
		SUB TOTAL		3,930,000
KISITE	D543	KANANA-SHIMONI	13.5	2,466,000
	R0000	ADMINISTRATION COSTS		60,000
		SUB TOTAL		2,526,000
SHIMBAHILLS GAME RESERVE	D546	MILALA-NI(A14)-KIDONGO GATE	45	5,355,000
	E962	KWALE(D546)-KIVUMO-NI (C106)	8.6	2,161,200
	E963	MWELE(D546)-GIRIA-MA POINT	7.6	2,559,564
	R0000	ADMINISTRATION COSTS		100,000
		SUB TOTAL		10,175,764
TSAVO EAST NATIONAL PARK	C103A	MANYANI- SALA GATE	101.6	5,567,000
	C103B	SALA-LANGO MBAYA	68.00	7,708,700
	E682	VOI(C105)-VOI GATE-SALA GATE(C103)	4.3	16,260,370

PARK	ROAD No.	ROAD NAME	KMs	AMOUNT (KSH)
	E683	BACHU-MA(A109)-ARUBA(E682)-S	84	8,145,000
	E684	PARK HQS LU-GARDS-MIFUPA NDO-VU JUNCT E903	95	4,183,440
	E903	LALI-MIFUPA ND-OVU-NDIA NDA-SA-ITHUMBA-KANSIKU	190	6,990,000
	E906	ITHUMBA-KASAA-LA-NGWATE	35	4,271,328
	E907	MOPEA(E684)-ITHUM-BA(E906)	101	2,336,500

PARK	ROAD No.	ROAD NAME	KMs	AMOUNT (KSH)
	E981	NDIA NDASA (E903)-KONE	40	3,413,164
	R0000	ADMINISTRATION COSTS		300,000
		SUB TOTAL		59,175,502
TSAVO WEST NATIONAL PARK	C103	TSAVO GATE(A109)-CH-YULU GATE-PARK BND-LOITOKTOK	66	14,327,200



A section of the busy Mombasa Road

NOTES

NOTES





www.krb.go.ke







KENYA ROADS BOARD
KRB

KRB IS ISO 9001:2008 CERTIFIED

Quality Policy:

We KENYA ROADS BOARD are committed to prudent Road Fund Management for the provision of a quality, efficient and sustainable road network.

We shall endeavor to maintain and continuously improve the effectiveness of our quality management systems that meets the stakeholdersexpectations in accordance with ISO 9001-2008 requirements

www.krb.go.ke

Kenya Roads Board - 3rd Floor Kenya Re Towers, Off
Ragati Rd, UpperHill, Nairobi - Tel: +254 20 4980 000 -
Email: info@krb.go.ke