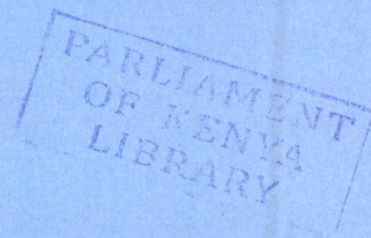


REPUBLIC OF KENYA




OFFICE OF THE AUDITOR-GENERAL



REPORT

OF



THE NATIONAL ASSEMBLY
PAPERS LAID

DATE: 19 FEB 2019

DAY:
TUESDAY

THE AUDITOR-GENERAL


ON

TABLED
BY:

MAJORITY
LEADER

THE FINANCIAL STATEMENTS OF STATE DEPARTMENT FOR EAST AFRICAN COMMUNITY INTEGRATION

FOR THE YEAR
ENDED 30 JUNE 2018





MINISTRY OF EAC INTEGRATION, LABOUR AND SOCIAL PROTECION
(STATE DEPARTMENT OF EAC INTEGRATION)

REPORTS AND FINANCIAL STATEMENTS

FOR THE FINANCIAL YEAR ENDED
JUNE 30, 2018

**Prepared in accordance with the Cash Basis of Accounting Method under the International Public Sector
Accounting Standards (IPSAS)**

MINISTRY OF EAC INTEGRATION, LABOUR AND SOCIAL PROTECTION
STATE DEPARTMENT OF EAC INTEGRATION
Reports and Financial Statements
For the year ended June 30, 2018

Table of Contents	Page
I. KEY ENTITY INFORMATION AND MANAGEMENT.....	iii
II. FOREWORD BY THE CABINET SECRETARY	2
III. STATEMENT OF ENTITY MANAGEMENT RESPONSIBILITIES.....	5
IV. REPORT OF THE INDEPENDENT AUDITORS ON THE STATE DEPARTMENT OF EAC INTEGRATION).....	7
V. STATEMENT OF RECEIPTS AND PAYMENTS	8
VI. STATEMENT OF ASSETS AND LIABILITIES	9
VII. STATEMENT OF CASH FLOWS	10
VIII. SUMMARY STATEMENT OF APPROPRIATION: RECURRENT AND DEVELOPMENT COMBINED	11
IX. SUMMARY STATEMENT OF APPROPRIATION: RECURRENT	12
X. SUMMARY STATEMENT OF APPROPRIATION: DEVELOPMENT	13
XI. BUDGET EXECUTION BY PROGRAMMES AND SUB-PROGRAMMES.....	14
XII. SIGNIFICANT ACCOUNTING POLICIES	15
XIII. NOTES TO THE FINANCIAL STATEMENTS	19

MINISTRY OF EAC INTEGRATION, LABOUR AND SOCIAL PROTECTION

STATE DEPARTMENT OF EAC INTEGRATION

Reports and Financial Statements

For the year ended June 30, 2018

I. KEY ENTITY INFORMATION AND MANAGEMENT

(a.)Background information

The Ministry of East African Community Integration, Labour and Social Protection was formed by Executive Order No.1 of May 2016 by merging the Ministry of East African Community (State Department of East African Affairs) and the Ministry of Labour and Social security Services.

At Cabinet level, the Ministry of East African Community Integration, Labour and Social Protection is represented by the Cabinet Secretary who is responsible for the general policy and strategic direction of the Ministry.

(b.)Key Management

The State Department's day-to-day management is under the following key organs:

- Senior Management Committee
- Ministerial Human Resource Advisory Committee
- Ministerial Tender Committee
- Ministerial Training Committee

(c.)Fiduciary Management

The key management personnel who held office during the financial year ended 30th June 2018 and who had direct fiduciary responsibility were:

Designation	Name
Accounting Officer	Dr. Susan J. Koech
Secretary Administration	Alex Ole Nkoyo, OGW
Integration Secretary	Dr. Alice Yalla
Chief Finance Officer	CPA Philip Gathuiya
Deputy Accountant General	CPA Maureen Oganga
Director Political Affairs	Peter Chege
Director Social Affairs	Dr. Alice Yalla
Director Productive & Services	Alfred Kitolo
Director Economic Affairs	Fredrick Gitahi

MINISTRY OF EAC INTEGRATION, LABOUR AND SOCIAL PROTECTION
STATE DEPARTMENT OF EAC INTEGRATION
Reports and Financial Statements
For the year ended June 30, 2018

(a) Entity Headquarters

Co-operative Bank House
16th – 19th Floor
Haile Selassie Avenue
P.O. Box 8846 - 00200
Nairobi, KENYA

(b) Entity Contacts

Telephone:(254)-02245741/2211614
E-mail: ps@meac.go.ke
Website: www.meac.go.ke

(c) Entity Bankers

Central Bank of Kenya
Haile Selassie Avenue
P.O. Box 60000
City Square 00200
Nairobi, Kenya

(d) Independent Auditors

Auditor General
Kenya National Audit Office
Anniversary Towers, University
Way
P.O. Box 30084
GOP 00100
Nairobi, Kenya

(e) Principal Legal Adviser

The Attorney General
State Law Office
Harambee Avenue
P.O. Box 40112
City Square 00200
Nairobi, Kenya

MINISTRY OF EAC INTEGRATION, LABOUR AND SOCIAL PROTECTION

STATE DEPARTMENT OF EAC INTEGRATION

Reports and Financial Statements

For the year ended June 30, 2018

II. FOREWORD BY THE CABINET SECRETARY

KEY ACHIEVEMENTS

During the period under review, tremendous achievements have been realised in the implementation of the Single Customs Territory (SCT), as EAC continue to implement and consolidate gains from the Customs Union and Common Market Protocols. These include:

- i. All intra-regional traded goods between Kenya, Uganda, Rwanda and Tanzania are cleared under SCT scheme. All goods to Rwanda through Dar es Salaam port are cleared under SCT and a turnaround of 3 to 4 days has been realized on this corridor. This is in tandem with the reduction in turnaround time earlier realized on northern corridor where the turnaround time of trucks from Mombasa to Kampala has reduced from 18 days to 4 days and to Kigali has reduced from 21 days to 6 days.
- ii. Customs officers from Uganda, Rwanda and Burundi were deployed and are operating in Kenya and Tanzania. Likewise, Tanzania has officers deployed in Nairobi and Mombasa. The flexibility in deployment of Customs Officers has further eased clearance of goods such that goods move directly from points of dispatch in a Partner State to the owner's premises in another partner State without going through further customs checks.
- iii. A Single declaration under SCT is made electronically, processed and released by the authorities from the country of destination prior to loading of goods and release from the port. This has reduced documentation currently used to release goods up to destination by 80%, hence reducing the administrative burden.
- iv. Two Policy frameworks for harmonization of domestic taxes were developed:
 - ✓ "Policy for Harmonization of Income Taxes"
 - ✓ "Policy for harmonization of VAT & Excise duties"
- v. Coordinated the development and adoption of EAC Model Tax Treaty. It will guide negotiations of Tax treaties with the 3rd parties.
- vi. Coordinated the adoption and harmonization of 1,294 out of 1,428 East African Standards. Trade in goods whose standards have been harmonized has made it easy for these products to access EAC Market.
- vii. Finalized negotiations on Kenya's input to the comprehensive review of EAC Common External Tariff (CET).
- viii. Finalized the EAC common market score card 2017 on movement of labour and rights of establishment and residence.
- ix. Reported Kenya's progress in the implementation of the common market provisions on free movement of persons, goods and services.
- x. Finalized the EAC Tax Treaty Policy and EAC Model Tax Treaty which are critical in tax negotiations with third party.
- xi. Successfully concluded Mutual Recognition Agreements (MRAs) for land surveyors and Advocates.
- xii. Successfully negotiated and finalized the Bills on establishment of EAC Monetary Institute and EAC Statistics Bureau.
- xiii. Coordinated the commissioning of the Busia One Stop Border Post (OSBP) at the Heads of State Level.
- xiv. Build capacity of border regulatory agencies at Lunga Lunga, Taveta, Namanga and Isebania for familiarization on the OSBP operations.
- xv. Coordinated the participation of Kenya in joint marketing of EAC as a single tourist destination in international forums.

MINISTRY OF EAC INTEGRATION, LABOUR AND SOCIAL PROTECTION
STATE DEPARTMENT OF EAC INTEGRATION
Reports and Financial Statements
For the year ended June 30, 2018

- xvi. Established the EAC as a Common Higher Education Area that entails the establishment of a common frame of reference to facilitate comparability, compatibility and mutual recognition of higher education and training systems. The objectives of the EAC Common Higher Education Area include among others;
 - ✓ Adoption of a system of easily readable and comparable qualifications.
 - ✓ Facilitation of a system of credits as a proper means of promoting student's mobility.
 - ✓ Promotion of mobility.
 - ✓ Promotion of cooperation in higher education, particularly with regards to curricular development and harmonization of academic programmes, inter-institutional co-operation, mobility schemes, training systems and research.
- xvii. Concluded negotiations for Mutual Recognition (MR) of academic and professional qualifications and certificates for Land Surveyors and Advocates.
- xviii. Coordinated the negotiations leading to the adoption of the Confederation as the model for the EAC Political Federation by the 18th Ordinary Summit of EAC Heads of State in 2017.
- xix. Coordinated the development of a concept Note, Roadmap, Terms of Reference and Budget Estimates for the Development of the Constitutional Framework for the EAC Political Confederation that was adopted by the Summit in 2018.
- xx. Finalized a study on Unified Civil Aviation Safety and Security Region (UFIR) that has been concluded and approved by the Sectoral Council on Transport, Communications and Meteorology meeting held in June 2017. In the study the Partner States agreed on areas to cooperate especially on equipment and skills.
- xxi. Concluded negotiations on the movement of business persons across EAC-COMESA-SADC RECs under Tripartite FTA negotiations.
- xxii. Coordinated the enactment of the East African Monetary Institute Bill 2018 by East African Legislative Assembly (EALA).
- xxiii. Coordinated the ratification of the Protocol on Privileges and Immunities in October, 2017 which seeks to standardize the status, privileges and immunities to be accorded by the Partner States to the assets and properties of the Community wherever situated in the Partner States.

Emerging Issues:

- i. Consensus on alternative financing options for the EAC to address issues of equity and sustainability of EAC programmes, projects, organs and institutions, will have far reaching financial implications since Kenya will be expected to contribute more than the other Partner States if parameters such as GDP, Customs Revenue and Intra-EAC trade are considered in determining the level of contributions by each Partner State.
- ii. Establishment of new EAC Institutions which require contributions from the Partner States namely EAC Monetary Institute, EAC Statistics Bureau, EAC Competition Authority temporary hosted in Arusha, Tanzania, EAC Centre for Aviation Medicine in Nairobi, Kenya, EAC Health Research Commission in Bujumbura, Burundi, EAC Kiswahili Commission in Zanzibar, and EAC Science and Technology Commission in Kigali, Rwanda.
- iii. Implementation of the Government policy on Internship; the new Human Resource and Development Policy, 2016; Medical ex-gratia policy; and operationalization of the superannuation contributory pension scheme require increased financing.
- iv. Uncertainties in sub-regional integration process including fear of loss of national sovereignty and perceived loss of revenues and employment.
- v. Multiple memberships to regional economic blocs resulting in conflicting policies and protracted decision-making processes.

Reports and Financial Statements

For the year ended June 30, 2018

- vi. The increased threats from international terrorism.
- vii. Slow implementation of council decisions and summit directives affecting the pace of integration in the EAC.

Implementation Challenges, Recommendations and way forward

Challenges:

- i. Slow domestication of EAC Council Decisions by Partner States which has hampered implementation of programmes and projects at national level.
- ii. Inadequate budgetary funding due to limitation in the General Economic and Commercial Affairs (GECA) sector ceilings and fluctuation of the Kenya shilling against the dollar.
- iii. Lack of adequate research, documentation and database/statistics on East African Community activities.
- iv. Inadequate human resource capacity.
- v. Slow implementation of the customs union: Inconsistent application of the Common External Tariff (CET), re-occurrence and emergence of new NTBs, and restrictive use of rules of origin continue to be detrimental to the free flow of trade.
- vi. Inadequate legal and institutional reforms across the EAC Partner States to facilitate implementation of the EAC Common Market Protocol.
- vii. Slow process in finalizing EAC negotiations due to the principle of consensus and sovereignty of Partner States.
- viii. Delays in ratification of the EAC protocols such as ICT and Meteorology and by implication the delayed implementation of the provisions therein.
- ix. Donor dependence on most of the EAC projects and programs leading to non-implementation of planned activities.

Recommendations:

- i. Additional resources should be provided towards deepening and widening the integration process through fast tracking the implementation of the Customs Union, Common Market, and laying the foundation for Monetary Union and Political Federation.
- ii. The Ministry is in the process of establishing additional Regional Integration Centres (RIC) within the major Border Posts with EAC. Additional resources are therefore required to put in place basic infrastructure such as ICT, office accommodation, installation of digital screens at major border posts, furniture and fittings and also sensitizing local business community and stakeholders at the Border Posts.
- iii. There is need to adequately fund Publicity and advocacy programmes on market access, benefits and opportunities of the EAC Integration.
- iv. Provide adequate resources to capacity build the Ministry's staff as well as EAC Focal Point officers from Ministries, Counties, Departments and Agencies (MCDAs) to ensure that national interests are secured.

Way Forward:

- i. The Ministry has enhanced sensitization awareness creation programme to stakeholders at the County level.
- ii. The EAC is currently considering the alternative financing mechanism to support the execution of projects and programmes within the region.

**MINISTRY OF EAC INTEGRATION, LABOUR AND SOCIAL PROTECTION
STATE DEPARTMENT OF EAC INTEGRATION**

**Reports and Financial Statements
For the year ended June 30, 2018**

III. STATEMENT OF ENTITY MANAGEMENT RESPONSIBILITIES

Section 81 (1) of the Public Finance Management Act, 2013 requires that, at the end of each financial year, the accounting officer for a National Government Entity shall prepare financial statements in respect of that entity. Section 81 (3) requires the financial statements so prepared to be in a form that complies with relevant accounting standards as prescribed the Public Sector Accounting Standards Board of Kenya from time to time.


The Accounting Officer in charge of the State Department of East African Integration is responsible for the preparation and presentation of the department's financial statements, which give a true and fair view of the state of affairs of the Department's for and as at the end of the financial year (period) ended on June 30, 2015. This responsibility includes: (i) maintaining adequate financial management arrangements and ensuring that these continue to be effective throughout the reporting period; (ii) maintaining proper accounting records, which disclose with reasonable accuracy at any time the financial position of the entity; (iii) designing, implementing and maintaining internal controls relevant to the preparation and fair presentation of the financial statements, and ensuring that they are free from material misstatements, whether due to error or fraud; (iv) safeguarding the assets of the Department (v) selecting and applying appropriate accounting policies; and (vi) making accounting estimates that are reasonable in the circumstances.

The Accounting Officer in charge of the State Department of East African Integration accepts responsibility for the Department's financial statements, which have been prepared on the Cash Basis Method of Financial Reporting, using appropriate accounting policies in accordance with International Public Sector Accounting Standards (IPSAS). The Accounting Officer is of the opinion that the Department's financial statements give a true and fair view of the state of Department's transactions during the financial year ended June 30, 2015, and of the Department's financial position as at that date. The Accounting Officer charge of the State Department of East African Affairs further confirms the completeness of the accounting records maintained for the Department's, which have been relied upon in the preparation of the Department's financial statements as well as the adequacy of the systems of internal financial control.

The Accounting Officer in charge of the State Department of East African Integration confirms that the entity has complied fully with applicable Government Regulations and the terms of external financing covenants (where applicable), and that the entity's funds received during the year under audit were used for the eligible purposes for which they were intended and were properly accounted for. Further the Accounting Officer confirms that the Department's financial statements have been prepared in a form that complies with relevant accounting standards prescribed by the Public Sector Accounting Standards Board of Kenya.

Approval of the financial statements

The *entity's* financial statements were approved and signed by the Accounting Officer on 21/12 2018.



Principal Secretary
Name: Dr. Susan Koehn



Principal Accounts Controller
Name: M. O. Ombaka
ICPAK Member Number: 6763

MINISTRY OF EAC INTEGRATION, LABOUR AND SOCIAL PROTECTION
STATE DEPARTMENT OF EAC INTEGRATION
Reports and Financial Statements
For the year ended June 30, 2018

FOREWORD BY THE CABINET SECRETARY (Continued)

CONCLUSION

I wish to thank all the staff in the Ministry for diligently and effectively working towards the implementation of our policy and agreed Annual work plan(s). I understand the many challenges we went through during the implementation exercise, but working together as a team and putting the resources available where they were planned to be, we have made a mark towards deepening regional integration. There is need for additional funding, especially for the Ministry's flagship projects, staff development, applied research and necessary tools to unlock the enormous potential for Kenya, now and in the immediate future in the EAC region.

We, at the Headquarters, need to develop a close partnership with the Partner States so that the Regional Integration and investments can continue contributing to the economic growth of Kenya improve the standards of living for our people.

ACKNOWLEDGEMENT

On behalf of my Ministry, I wish to take this early opportunity to thank the Government for the support in funding the strategic steps we have taken in building capacity for Kenya to manage Regional Integration and investments.

Signed:

Date:2.1/12/2018.....

Hon. Adan Mohamed, EGH
CABINET SECRETARY



REPUBLIC OF KENYA

Telephone: +254-20-342330
Fax: +254-20-311482
E-mail: oag@oagkenya.go.ke
Website: www.kenao.go.ke



P.O. Box 30084-00100
NAIROBI

OFFICE OF THE AUDITOR-GENERAL

REPORT OF THE AUDITOR-GENERAL ON STATE DEPARTMENT FOR EAST AFRICAN COMMUNITY INTEGRATION FOR THE YEAR ENDED 30 JUNE 2018

REPORT ON THE FINANCIAL STATEMENTS

Qualified Opinion

I have audited the accompanying financial statements of State Department for East African Community Integration set out on pages 8 to 26, which comprise the statement of financial assets and liabilities as at 30 June 2018, and the statement of receipts and payments, statement of cash flows and summary statement of appropriation: recurrent and development combined for the year then ended, and a summary of significant accounting policies and other explanatory information in accordance with the provisions of Article 229 of the Constitution of Kenya and Section 35 of the Public Audit Act, 2015. I have obtained all the information and explanations which, to the best of my knowledge and belief, were necessary for the purpose of the audit

In my opinion, except for the effect of the matters described in the Basis for Qualified Opinion section of my report, the financial statements present fairly, in all material respects, the financial position of State Department for East African Community Integration as at 30 June 2018 and of its financial performance and its cash flows for the year then ended, in accordance International Public Sector Accounting Standards (Cash Basis) and comply with the Public Finance Management Act, 2012.

Basis for Qualified Opinion

1. Pending Bills

A review of pending bills records indicate that the Department had pending bills totalling to Kshs.128,493,984 as at 30 June 2018 as compared to Kshs.6,246,965 in 2016/2017 representing an increment of Kshs.122,247,019 or 1957%. However, the pending bills were not supported with details on contract, invoices and payment vouchers awaiting exchequer releases as indicated in Annex 1 to 3 to the financial statements. Further, had the pending bills been paid in the year under review, the statement of receipts and payments would have reflected a deficit of Kshs.127,995,610 instead of the current surplus of Kshs.498,374. Though the management has attributed the pending bills to shortfall in exchequer receipts as compared to the approved budget the bills include historical pending bills which cannot be related to non-receipt of exchequer. In consequence, the validity and legality of the pending bills of Kshs.128,493,984 could not be ascertained.

Report of the Auditor-General on the Financial Statements of State Department for East African Community Integration for the year ended 30 June 2018

2. Voidable Somali IGAD Peace Talks Pending Claim

As previously reported, M/s Asis Hotel Ltd. was in October 2002, requested by Government to offer accommodation to delegates attending the Somali IGAD Peace Talks in Eldoret town. Upon conclusion of the talks, the government delayed in settling the principal amount for the services rendered and the matter was lodged in court to recover the agreed amount of Kshs.65,000,000. The Court ruled in favour of the claimant and the State Department was directed to pay the hotel a sum of Kshs.65,000,000 within 60 days failure to which interest would accrue until payment was made in full.

The decretal amount of Kshs.65,000,000 was finally settled on 19 April 2013 upon which it had attracted interest totalling Kshs.20,991,905. A review of the matter in the year under review revealed that the accrued interest had not been settled despite of several reminders from the Attorney General.

In the circumstances, the unpaid amount is likely to attract more interest claims which are voidable.

3. Payments for Services not Rendered

A review of records availed in support of payments for the year under review revealed that the management planned a retreat for the Parliamentary Committee on Regional Integration to develop an operational framework for engagement between the National Parliament, East Africa Legislative Assembly and the State Department from 24 to 26 November 2016 which was later postponed to between 1 and 4 December 2016 but eventually took place from 24 to 25 March 2017. However, before postponement of the retreat, the management had procured return air tickets for travel to Mombasa at a cost of Kshs.1,541,700 and since the postponement was communicated to the service provider in less than 24 hours before the travel date, the State Department became liable to pay the full cost of the air tickets. The service provider later agreed to reduce the claim to Kshs.1,249,200 after negotiations with the pending bills committee. Further, the Department paid an amount of Kshs.98,000 in respect of late cancellation of hotel room booking and a fee of Kshs.141,000 for late conference package cancellations .

In the circumstances, the State Department of East Africa Integration did not obtain value for money from payments totalling Kshs.1,488,750.

The audit was conducted in accordance with International Standards of Supreme Audit Institutions (ISSAIs). I am independent of State Department for East African Community Integration in accordance with ISSAI 30 on Code of Ethics. I have fulfilled other ethical responsibilities in accordance with the ISSAI and in accordance with other ethical requirements applicable to performing audits of financial statements in Kenya. I believe that the audit evidence I have obtained is sufficient and appropriate to provide a basis for my opinion.

Key Audit Matters

Key audit matters are those matters that, in my professional judgment, are of most significance in the audit of the financial statements. There were no Key Audit Matters to report in the year under review.

Other Matters

1. Budget and Budgetary Performance

1.1 Receipts

A review of the summary statement of appropriation: recurrent and development combined showed that the Department had budgeted for receipts totalling Kshs.1,713,754,559 but actual receipts amounted to Kshs.1,521,825,165 during the year under review resulting into a shortfall of Kshs.191,929,394 or 11.2% under realization as shown below:

Revenue Head	Budget Kshs.	Actual Kshs.	Variance Kshs.	Variance %
Exchequer Releases	1,648,754,559	1,514,070,071	(134,684,488)	8
Proceeds from Domestic and Foreign Grants	65,000,000	7,755,094	(57,244,906)	88
Total	1,713,754,559	1,521,825,165	191,929,394	11.2

The shortfall was mainly attributed to failure to receive the budgeted exchequer of Kshs.134,684,488. from the National Treasury and also Kshs.57,244,906 in respect of proceeds from domestic and foreign grants. The State Department had expected the foreign proceeds from Trade Mark East Africa (TIMEA) but only received Kshs.7,755,094 which was attributed to austerity measures imposed on soft projects, the kind that are implemented by the State Department, in favor of infrastructure projects.

1.2 Payments

The State Department had budgeted to spend Kshs.1,713,754,559 but actual payments amounted to Kshs.1,521,326,789 for the year under review resulting to an under expenditure of Kshs.192,427,769 or 11.2% as shown below:

Item	Final Budget Kshs.	Actual Expenditure Kshs.	Variance Kshs.	Variance %
Compensation of employees	216,200,000	184,935,022	(31,264,979)	15%
Use of goods & services	333,290,986	265,907,369	(67,383,617)	20%
Transfer to other Government Units	91,350,000	87,045,771	(4,304,229)	5%

Item	Final Budget Kshs.	Actual Expenditure Kshs.	Variance Kshs.	Variance %
Other Transfer & Grants	1,008,650,000	976,650,000	(32,000,000)	3%
Social security benefits	3,900,000	3,840,804	(59,196)	2%
Acquisition of assets	60,363,573	2,947,825	(57,415,748)	90%
Total	1,713,754,559	1,521,326,789	(192,427,770)	11.2%

The under expenditure was mainly attributed to inadequate exchequer funding totalling Kshs192,427,770 or 11.2% which implies that the goals and objectives of the Department were not achieved as planned.

2. Lack of Audit Committee

Public Finance Management Act regulation 74(1) requires every National Government entity to establish an audit committee to provide oversight over management activities. It was observed that in the year under review, the State Department operated without an audit committee. The management has explained that the process of establishing the Audit Committee which started in 2017 was affected by reorganization of the then Ministry of East African Community Integration, Labour and Social Protection and that the process has started in the year 2018/19.

However, lack of audit committee implies that the activities of the Management were not independently appraised and the Department has not complied with the provisions of the PFM Act, 2012 as regards establishment of audit committee.

REPORT ON LAWFULNESS AND EFFECTIVENESS IN USE OF PUBLIC RESOURCES

Conclusion

As required by Article 229(6) of the Constitution, based on the procedures performed I confirm that, nothing has come to my attention to cause me to believe that public resources have not been applied lawfully and in an effective way.

Basis for Conclusion

My responsibility is to express a conclusion based on the review. The audit was conducted in accordance with ISSAI 4000. The standard requires that I comply with ethical requirements and plan and perform the audit to obtain assurance about whether the activities, financial transactions and information reflected in the financial statements are in compliance, in all material respects, with the authorities that govern them. I believe that the audit evidence I have obtained is sufficient and appropriate to provide a basis for my conclusion.

REPORT ON EFFECTIVENESS OF INTERNAL CONTROLS, GOVERNANCE AND RISK MANAGEMENT SYSTEMS

Conclusion

As required by Section 7 (1) (a) of the Public Audit Act, 2015, based on the procedures performed, I confirm that, nothing has come to my attention to cause me to believe that internal controls, risk management and overall governance were not effective.

Basis for Conclusion

My responsibility is to express a conclusion based on the review. The review was conducted in accordance with ISSAI 1315 and ISSAI 1330. The standards require that I plan and perform the audit to obtain assurance about whether processes and systems of internal control, risk management and governance were operating effectively in all material respects. I believe that the audit evidence I have obtained is sufficient and appropriate to provide a basis for my conclusion.

Responsibilities of Management and Those Charged with Governance

Management is responsible for the preparation and fair presentation of these financial statements in accordance with International Public Sector Accounting Standards (Cash Basis) and for maintaining effective internal control as management determines is necessary to enable the preparation of financial statements that are free from material misstatement, whether due to fraud or error and for its assessment of the effectiveness of internal control, risk management and governance.

In preparing the financial statements, management is responsible for assessing the ability to sustain services, disclosing, as applicable, matters related to sustainability of services and using the applicable basis of accounting unless the National Government either intends to liquidate the State Department or to cease operations, or have no realistic alternative but to do so. Management is also responsible for the submission of the financial statements to the Auditor-General in accordance with the provisions of Section 47 of the Public Audit Act, 2015.

In addition to the responsibility for the preparation and presentation of the financial statements described above, management is also responsible for ensuring that the activities, financial transactions and information reflected in the financial statements are in compliance with the authorities which govern them, and that public resources are applied in an effective manner.

Those charged with governance are responsible for overseeing the reporting process, reviewing the effectiveness of how the entity monitors compliance with relevant legislative and regulatory requirements, ensuring that effective processes and systems are in place to address key roles and responsibilities in relation to governance and risk management, and ensuring the adequacy and effectiveness of the control environment.

Auditor-General's Responsibilities for the Audit

The audit objectives are to obtain reasonable assurance about whether the financial statements as a whole are free from material misstatement, whether due to fraud or error, and to issue an auditor's report that includes my opinion in accordance with the provisions of Section 48 of the Public Audit Act, 2015 and submit the audit report in compliance with Article 229(7) of the Constitution. Reasonable assurance is a high level of assurance, but is not a guarantee that an audit conducted in accordance with ISSAIs will always detect a material misstatement and weakness when it exists. Misstatements can arise from fraud or error and are considered material if, individually or in the aggregate, they could reasonably be expected to influence the economic decisions of users taken on the basis of these financial statements.

In addition to the audit of the financial statements, a compliance audit is planned and performed to express a conclusion about whether, in all material respects, the activities, financial transactions and information reflected in the financial statements are in compliance with the authorities that govern them and that public resources are applied in an effective way in accordance with the provisions of Article 229(6) of the Constitution and submit the audit report in compliance with Article 229(7) of the Constitution.

Further, in planning and performing the audit of the financial statements and audit of compliance, I consider internal control in order to give an assurance on the effectiveness of internal controls, risk management and governance processes and systems in accordance with the provisions of Section 7 (1) (a) of the Public Audit Act, 2015 and submit the audit report in compliance with Article 229(7) of the Constitution. My consideration of the internal control would not necessarily disclose all matters in the internal control that might be material weaknesses under the ISSAIs. A material weakness is a condition in which the design or operation of one or more of the internal control components does not reduce to a relatively low level the risk that misstatements caused by error or fraud in amounts that would be material in relation to the financial statements being audited may occur and not be detected within a timely period by employees in the normal course of performing their assigned functions.

Because of its inherent limitations, internal control may not prevent or detect misstatements and instances of noncompliance. Also, projections of any evaluation of effectiveness to future periods are subject to the risk that controls may become inadequate because of changes in conditions, or that the degree of compliance with the State Department's policies and procedures may deteriorate.

As part of an audit conducted in accordance with ISSAIs, I exercise professional judgement and maintain professional skepticism throughout the audit. I also:


- Identify and assess the risks of material misstatement of the financial statements, whether due to fraud or error, design and perform audit procedures responsive to those risks, and obtain audit evidence that is sufficient and appropriate to provide a basis for my opinion. The risk of not detecting a material misstatement resulting

from fraud is higher than for one resulting from error, as fraud may involve collusion, forgery, intentional omissions, misrepresentations, or the override of internal control.

- Evaluate the appropriateness of accounting policies used and the reasonableness of accounting estimates and related disclosures made by the management.
- Conclude on the appropriateness of the management's use of the going concern basis of accounting and, based on the audit evidence obtained, whether a material uncertainty exists related to events or conditions that may cast significant doubt on the State Department's ability to continue to sustain its services. If I conclude that a material uncertainty exists, I am required to draw attention in the auditor's report to the related disclosures in the financial statements or, if such disclosures are inadequate, to modify my opinion. My conclusions are based on the audit evidence obtained up to the date of my audit report. However, future events or conditions may cause the State Department to cease to continue as a going concern or to sustain its services.
- Evaluate the overall presentation, structure and content of the financial statements, including the disclosures, and whether the financial statements represent the underlying transactions and events in a manner that achieves fair presentation.
- Obtain sufficient appropriate audit evidence regarding the financial information and business activities of the State Department to express an opinion on the financial statements.
- Perform such other procedures as I consider necessary in the circumstances.

I communicate with the management regarding, among other matters, the planned scope and timing of the audit and significant audit findings, including any significant deficiencies in internal control that are identified during the audit.


I also provide management with a statement that I have complied with relevant ethical requirements regarding independence, and to communicate with them all relationships and other matters that may reasonably be thought to bear on my independence, and where applicable, related safeguards.



FCPA Edward R. O. Ouko, CBS
AUDITOR-GENERAL

Nairobi

28 December 2018





MINISTRY OF EAC INTEGRATION, LABOUR AND SOCIAL PROTECTION
STATE DEPARTMENT OF EAC INTEGRATION
Reports and Financial Statements
For the year ended June 30, 2018

V. STATEMENT OF RECEIPTS AND PAYMENTS

	Note	2017-2018 Kshs	2016-2017 Kshs
RECEIPTS			
Proceeds from Domestic and Foreign Grants	1	7,755,094	20,323,312
Exchequer releases	2	1,514,070,071	1,487,060,000
TOTAL RECEIPTS		1,521,825,165	1,507,383,312
PAYMENTS			
Compensation of Employees	3	184,935,022	181,733,184
Use of goods and services	4	265,907,369	317,968,177
Transfers to Other Government Units	5	87,045,771	20,972,813
Other grants and transfers	6	976,650,000	976,650,000
Social Security Benefits	7	3,840,804	-
Acquisition of Assets	8	2,947,825	6,448,387
TOTAL PAYMENTS		1,521,326,791	1,503,772,561
SURPLUS/DEFICIT		498,374	3,610,750

The accounting policies and explanatory notes to these financial statements form an integral part of the financial statements. The entity financial statements were approved on 21/12 2018 and signed by:


 Principal Secretary
 Name: Dr. Susan Kocou



 Principal Accounts Controller
 Name: M O C A N G A
 ICPAK Member Number: 6763


MINISTRY OF EAC INTEGRATION, LABOUR AND SOCIAL PROTECTION
STATE DEPARTMENT OF EAC INTEGRATION
Reports and Financial Statements
For the year ended June 30, 2018

VI. STATEMENT OF ASSETS AND LIABILITIES

	Note	2017-2018 Kshs	2016-2017 Kshs
FINANCIAL ASSETS			
Cash and Cash Equivalents			
Bank Balances	9A	6,513,122	21,614,471
Cash Balances	9B	292,633	123,386
Total Cash and cash equivalent		<u>6,805,755</u>	<u>21,737,857</u>
Accounts receivables – Outstanding Imprests	10	822,405	1,752,766
TOTAL FINANCIAL ASSETS		7,628,160	23,490,623
FINANCIAL LIABILITIES			
Accounts Payables – Deposits and retentions	11	6,460,268	10,665,521
NET FINANCIAL ASSETS REPRESENTED BY		1,167,892	12,825,102
Fund balance b/fwd	12	12,825,102	15,847,994
Prior year adjustment	13	(12,155,584)	(6,633,642)
Surplus/Deficit for the year		498,374	3,610,750
NET FINANCIAL POSITION		1,167,892	12,825,102

The accounting policies and explanatory notes to these financial statements form an integral part of the financial statements. The entity financial statements were approved on 21/12 2018 and signed by:


 Principal Secretary
 Name: Dr. Susan Koech



 Principal Accounts Controller
 Name: M. O. O. O. O.
 ICPAK Member Number: 6763


MINISTRY OF EAC INTEGRATION, LABOUR AND SOCIAL PROTECTION
STATE DEPARTMENT OF EAC INTEGRATION
Reports and Financial Statements
For the year ended June 30, 2018

VII. STATEMENT OF CASH FLOWS

		2017-2018 Kshs	2016-2017 Kshs
Receipts for operating income			
Proceeds from Domestic and Foreign Grants	1	7,755,094	20,323,312
Exchequer Releases	2	1,514,070,071	1,487,060,000
		1,521,825,165	1,507,383,312
Payments for operating expenses			
Compensation of Employees	3	184,935,022	181,733,184
Use of goods and services	4	265,907,369	317,968,177
Transfers to Other Government Units	5	87,045,771	20,972,813
Other grants and transfers	6	976,650,000	976,650,000
Social Security Benefits	7	3,840,804	-
Adjusted for:			
Changes in Receivables		930,361	
Changes in Payables		(4,205,253)	
Adjustments during the year		(12,155,584)	8,472,286
Net cash flow from operating activities		(11,984,277)	18,531,424
CASHFLOW FROM INVESTING ACTIVITIES			
Acquisition of Assets	8	2,947,825	6,448,387
Net cash flows from Investing Activities		2,947,825	6,448,387
NET INCREASE IN CASH AND CASH EQUIVALENT		(14,932,101)	12,083,037
Cash and cash equivalent at BEGINNING of the year		21,737,857	9,654,819
Cash and cash equivalent at END of the year		6,805,755	21,737,857

The accounting policies and explanatory notes to these financial statements form an integral part of the financial statements. The entity financial statements were approved on 21/12/ 2018 and signed by:


Principal Secretary
Name: Dr. Susan Koech


Principal Accounts Controller
Name: M. O. O. O. O.
ICPAK Member Number: 6763


MINISTRY OF EAC INTEGRATION, LABOUR AND SOCIAL PROTECTION
STATE DEPARTMENT OF EAC INTEGRATION
Reports and Financial Statements
For the year ended June 30, 2018

VIII. SUMMARY STATEMENT OF APPROPRIATION: RECURRENT AND DEVELOPMENT COMBINED

Receipt/Expense Item	Original Budget a	Adjustments b	Final Budget c=a+b	Actual on Comparable Basis d	Budget Utilization Difference e=c-d	% of Utilization f=d/c %
RECEIPTS						
Proceeds from Domestic and Foreign Grants	32,500,000	32,500,000	65,000,000	7,755,094	57,244,906	12%
Exchequer releases	1,551,000,000	97,754,559	1,648,754,559	1,514,070,071	134,684,488	92%
Transfers from Other Government Entities	-	-	-	-	-	-
TOTAL RECEIPTS	1,583,500,000	130,254,559	1,713,754,559	1,521,825,165	191,929,394	
PAYMENTS						
Compensation of Employees	144,000,000	72,200,000	216,200,000	184,935,022	31,264,979	85%
Use of goods and services	285,276,403	48,014,582	333,290,986	265,907,369	67,383,617	80%
Transfers to Other Government Units	19,012,500	72,337,500	91,350,000	87,045,771	4,304,229	95%
Other grants and transfers	732,487,500	276,162,500	1,008,650,000	976,650,000	32,000,000	97%
Social Security Benefits	4,050,000	(150,000)	3,900,000	3,840,804	59,196	98%
Acquisition of Assets	10,923,596	49,439,976	60,363,573	2,947,825	57,415,748	10%
TOTAL PAYMENTS	1,195,749,999	518,004,558	1,713,754,559	1,521,326,791	192,427,769	89%
Surplus/ Deficit	387,750,001	-387,749,999	0	498,374	-498,374	

(a.) The entity financial statements were approved on 21/12/ 2018 and signed by:


Principal Secretary
Name: **Dr. Susan Koech**


Principal Accounts Controller
Name: **M. O. O. O. O.**
ICPAK Member Number: **6763**

Reports and Financial Statements
For the year ended June 30, 2018

IX. SUMMARY STATEMENT OF APPROPRIATION: RECURRENT


Receipt/Expense Item	Original Budget a	Adjustments b	Final Budget c=a+b	Actual on Comparable Basis d	Budget Utilization Difference e=c-d	% of Utilization f=d/c %
RECEIPTS						
Exchequer releases	1,551,000,000	97,754,559	1,648,754,559	1,514,070,071	134,684,488	92%
TOTAL RECEIPTS	1,551,000,000	97,754,559	1,648,754,559	1,514,070,071	134,684,488	
PAYMENTS						
Compensation of Employees	144,000,000	72,200,000	216,200,000	184,935,022	31,264,979	87%
Use of goods and services	258,776,403	21,514,582	280,290,986	260,504,900	19,786,086	93%
Transfers to Other Government Units	19,012,500	72,337,500	91,350,000	87,045,771	4,304,229	95%
Other grants and transfers	732,487,500	276,162,500	1,008,650,000	976,650,000	32,000,001	97%
Social Security Benefits	4,050,000	(150,000)	3,900,000	3,840,804	59,196	98%
Acquisition of Assets	4,923,596	43,439,976	48,363,573	595,200	47,768,373	8%
TOTAL PAYMENTS	1,163,250,000	485,504,559	1,648,754,559	1,513,571,697	135,182,862	
Surplus/Deficit				498,374	498,374	


Notes

(a.) Acquisition of Assets

The low absorption under acquisition of Assets was due to funds factored in the Supplementary budget and subsequent lack of exchequer funding.

(b.) The entity financial statements were approved on 2/12/20 20 18 and signed by:


Principal Secretary
Name: **Dr. Susan Koel**


Principal Accountants Controller
Name: **Morgan**
ICPAK Member Number: **6763**

MINISTRY OF EAC INTEGRATION, LABOUR AND SOCIAL PROTECTION
STATE DEPARTMENT OF EAC INTEGRATION

Reports and Financial Statements
 For the year ended June 30, 2018

X. SUMMARY STATEMENT OF APPROPRIATION: DEVELOPMENT

Receipt/Expense Item	Original Budget a	Adjustments b	Final Budget c=a+b	Actual on Comparable Basis d	Budget Utilization Difference e=c-d	% of Utilization f=d/c %
RECEIPTS						
Proceeds from Domestic and Foreign Grants	32,500,000	32,500,000	65,000,000	7,755,094	57,244,906	12%
TOTAL RECEIPTS	32,500,000	32,500,000	65,000,000	7,755,094	57,244,906	
PAYMENTS						
Use of goods and services	26,500,000	26,500,000	53,000,000	5,402,469	47,597,531	10%
Acquisition of Assets	6,000,000	6,000,000	12,000,000	2,352,625	9,647,375	20%
TOTAL PAYMENTS	32,500,000	32,500,000	65,000,000	7,755,094	57,244,906	
Surplus/Deficit	-	-	-	-	-	

Notes

The expenditure under-absorption was occasioned by the following:

1. TMEA supports multiple projects in Kenya including the KPA Mombasa Port Infrastructure upgrade, One Stop Border Posts and Integrated customs Management System (ICMS) under the Kenya Revenue Authority.
2. TMEA resolved administratively to prioritize financing of the Infrastructure projects and imposed austerity measures on the soft projects that agencies such as our State Department implements, thus leading to under absorption.

(a) The entity financial statements were approved on 21/12 20 18 and signed by:



Principal Secretary

Name: **Dr. Susan Koeth**



Principal Accounts Controller

Name: **M. O. Ochieng**

ICPAK Member Number: **6763**

Reports and Financial Statements
For the year ended June 30, 2018

XI. BUDGET EXECUTION BY PROGRAMMES AND SUB-PROGRAMMES

Programme/Sub-programme	Original Budget 20xx Kshs	Adjustments Kshs	Final Budget 20xx Kshs	Actual on comparable basis Date, 20xx Kshs	Budget utilization difference Kshs
Programme 1					
East African Customs Union	648,625,550	-	648,625,550	623,202,028	25,423,521
East African Common Market	979,156,545	-	979,156,545	875,686,183	103,470,361
EAC Monetary Union	85,972,464	-	85,972,464	28,405,394	57,567,070
Grand Total	1,713,754,559	-	1,713,754,559	1,527,293,606	186,460,952

MINISTRY OF EAC INTEGRATION, LABOUR AND SOCIAL PROTECTION
STATE DEPARTMENT OF EAC INTEGRATION
Reports and Financial Statements
For the year ended June 30, 2018

XII. SIGNIFICANT ACCOUNTING POLICIES

The principle accounting policies adopted in the preparation of these financial statements are set out below:

1. Statement of compliance and basis of preparation

The financial statements have been prepared in accordance with and comply with International Public Sector Accounting Standards (IPSAS) with particular emphasis on Cash Basis Financial Reporting under the Cash Basis of Accounting and applicable government legislations and regulations. The financial statements comply with and conform to the form of presentation prescribed by the Public Sector Accounting Standards Board of Kenya.

The financial statements are presented in Kenya Shillings, which is the functional and reporting currency of the *entity*. The accounting policies adopted have been consistently applied to all the years presented.

The financial statements have been prepared on the cash basis following the Government's standard chart of accounts.

2. Reporting Entity

The financial statements are for the *State Department of EAC Integration*. The financial statements encompass the reporting entity as specified under section 81 of the PFM Act 2012.

3. Reporting Currency

The financial statements are presented in Kenya Shillings (KShs), which is the functional and reporting currency of the Government and all values are rounded to the nearest Kenya Shilling.

4. Significant Accounting Policies

The accounting policies set out in this section have been consistently applied by the Entity for all the years presented.

a) Recognition of Receipts

The Entity recognises all receipts from the various sources when the event occurs and the related cash has actually been received by the Entity.

- **Tax Receipts**

Tax receipts are recognized in the books of accounts when cash is received. Cash is considered as received when notification of tax remittance is received.

- **Transfers from the Exchequer**

Transfers from the exchequer are recognized in the books of accounts when cash is received. Cash is considered as received when payment instruction is issued to the bank and notified to the receiving entity.

**MINISTRY OF EAC INTEGRATION, LABOUR AND SOCIAL PROTECTION
STATE DEPARTMENT OF EAC INTEGRATION**

**Reports and Financial Statements
For the year ended June 30, 2018**

- **External Assistance**

External assistance is received through grants and loans from multilateral and bilateral development partners.

Grants and loans shall be recognized in the books of accounts when cash is received. Cash is considered as received when a payment advice is received by the recipient entity or by the beneficiary.

In case of grant/loan in kind, such grants are recorded upon receipt of the grant item and upon determination of the value. The date of the transaction is the value date indicated on the payment advice. A similar recognition criteria is applied for loans received in the form of a direct payment.

During the year ended 30th June 2018, there were no instances of non-compliance with terms and conditions which have resulted in cancellation of external assistance loans.

- **Other receipts**

These include Appropriation-in-Aid and relates to receipts such as proceeds from disposal of assets and sale of tender documents. These are recognised in the financial statements the time associated cash is received.

b) Recognition of payments

The Entity recognises all payments when the event occurs and the related cash has actually been paid out by the Entity.

- **Compensation of Employees**

Salaries and wages, allowances, statutory contribution for employees are recognized in the period when the compensation is paid.

- **Use of Goods and Services**

Goods and services are recognized as payments in the period when the goods/services are paid for. Such expenses, if not paid during the period where goods/services are consumed, shall be disclosed as pending bills.

- **Interest on Borrowing**

Borrowing costs that include interest are recognized as payment in the period in which they are paid for.

- **Repayment of Borrowing (Principal Amount)**

The repayment of principal amount of borrowing is recognized as payment in the period in which the repayment is made.

- **Acquisition of Fixed Assets**

The payment on acquisition of property plant and equipment items is not capitalized. The cost of acquisition and proceeds from disposal of these items are treated as payments and receipts items respectively. Where an asset is acquired in a non-exchange transaction for nil or nominal consideration and the fair value of the asset can be reliably established, a contra transaction is recorded as receipt and as a payment.

MINISTRY OF EAC INTEGRATION, LABOUR AND SOCIAL PROTECTION
STATE DEPARTMENT OF EAC INTEGRATION
Reports and Financial Statements
For the year ended June 30, 2018

A fixed asset register is maintained by each public entity and a summary provided for purposes of consolidation. This summary is disclosed as an annexure to the financial statements.

5. In-kind contributions

In-kind contributions are donations that are made to the Entity in the form of actual goods and/or services rather than in money or cash terms. These donations may include vehicles, equipment or personnel services. Where the financial value received for in-kind contributions can be reliably determined, the Entity includes such value in the statement of receipts and payments both as receipts and as payments in equal and opposite amounts; otherwise, the contribution is not recorded.

6. Third Party Payments

Included in the receipts and payments, are payments made on its behalf to third parties in form of loans and grants. These payments do not constitute cash receipts and payments and are disclosed in the payment to third parties in the statement of receipts and payments as proceeds from foreign borrowings.

7. Cash and Cash Equivalents

Cash and cash equivalents comprise cash on hand and cash at bank, short-term deposits on call and highly liquid investments with an original maturity of three months or less, which are readily convertible to known amounts of cash and are subject to insignificant risk of changes in value. Bank account balances include amounts held at the Central Bank of Kenya and at various commercial banks at the end of the financial year.

Restriction on Cash

Restricted cash represents amounts that are limited/ restricted from being used to settle a liability for at least twelve months after the reporting period. This cash is limited for direct use as required by stipulation.

Amounts maintained in deposit bank accounts are restricted for use in refunding third party deposits. As at 30th June 2018, this amounted to **Kshs 6,460,268** compared to **Kshs 10,665,521** in prior period as indicated on note 11.

There were no other restrictions on cash during the year.

8. Accounts Receivable

For the purposes of these financial statements, imprests and advances to authorised public officers and/or institutions which were not surrendered or accounted for at the end of the financial year are treated as receivables. This is in recognition of the government practice where the imprest payments are recognized as payments when fully accounted for by the imprest or AIE holders. This is an enhancement to the cash accounting policy. Other accounts receivables are disclosed in the financial statements.

9. Accounts Payable

For the purposes of these financial statements, deposits and retentions held on behalf of third parties have been recognized on an accrual basis (as accounts payables). This is in recognition of the government practice of retaining a portion of contracted services and works pending fulfilment of obligations by the contractor and to hold deposits on behalf of third parties. This is an enhancement to the cash accounting policy adopted by National Government Ministries and

Reports and Financial Statements

For the year ended June 30, 2018

Agencies. Other liabilities including pending bills are disclosed in the financial statements.

10. Pending Bills

Pending bills consist of unpaid liabilities at the end of the financial year arising from contracted goods or services during the year or in past years. As pending bills do not involve the payment of cash in the reporting period, they recorded as 'memorandum' or 'off-balance' items to provide a sense of the overall net cash position of the Entity at the end of the year. When the pending bills are finally settled, such payments are included in the Statement of Receipts and Payments in the year in which the payments are made.

11. Budget

The budget is developed on a comparable accounting basis (cash basis except for imprest and deposits, which are accounted for on an accrual basis), the same accounts classification basis, and for the same period as the financial statements. The original budget was approved by Parliament on June 2017 for the period 1st July 2017 to 30th June 2018 as required by Law and there were two supplementary adjustments to the original budget during the year.

A comparison of the actual performance against the comparable budget for the financial year under review has been included in the financial statements.

Government Development Projects are budgeted for under the MDAs but receive budgeted funds as transfers and account for them separately. These transfers are recognised as inter-entity transfers.

12. Comparative Figures

Where necessary, comparative figures for the previous financial year have been amended or reconfigured to conform to the required changes in presentation.

13. Subsequent Events

There have been no events subsequent to the financial year end with a significant impact on the financial statements for the year ended 30th June 2018.

14. Errors

Material prior period errors shall be corrected retrospectively in the first set of financial statements authorized for issue after their discovery by: i. restating the comparative amounts for prior period(s) presented in which the error occurred; or ii. If the error occurred before the earliest prior period presented, restating the opening balances of assets, liabilities and net assets/equity for the earliest prior period presented.

During the year, errors that have been corrected are disclosed under note **13** explaining the nature and amounts.

15. Related Party Transactions

Related party relationships are a normal feature of commerce. Specific information with regards to related party transactions is included in the disclosure notes.

MINISTRY OF EAC INTEGRATION, LABOUR AND SOCIAL PROTECTION
STATE DEPARTMENT OF EAC INTEGRATION
Reports and Financial Statements
For the year ended June 30, 2018

XIII. NOTES TO THE FINANCIAL STATEMENTS

1 PROCEEDS FROM DOMESTIC AND FOREIGN GRANTS

Name of Donor	Date received	Indicate whether it was a direct payment	Amount in foreign currency	2017 -2018	2016 -2017
				Kshs	Kshs
Grants Received from Bilateral Donors (Foreign Governments)					
Trade Mark East Africa	-	-	-	7,755,094	20,323,312
Grants Received from Multilateral Donors (International Organisations)	-	-	-	-	-
				7,755,094	20,323,312

2 EXCHEQUER RELEASES

Description	20 17 -20 18	20 16 -20 17
	Kshs	Kshs
Total Exchequer Releases for quarter 1	76,923,171	306,300,000
Total Exchequer Releases for quarter 2	608,151,500	378,560,000
Total Exchequer Releases for quarter 3	619,500,000	655,000,000
Total Exchequer Releases for quarter 4	209,495,400	147,200,000
Total	1,514,070,071	1,487,060,000

(Total amount of budgeted exchequer as per the approved estimates for the financial year amounted to kshs.1,648,754,559, against the total exchequer received of kshs.1,514,070,071, resulting to a difference/shortfall of Kshs. 134,684,488).

**MINISTRY OF EAC INTEGRATION, LABOUR AND SOCIAL PROTECTION
STATE DEPARTMENT OF EAC INTEGRATION**

**Reports and Financial Statements
For the year ended June 30, 2018**

NOTES TO THE FINANCIAL STATEMENTS (Continued)

3 COMPENSATION OF EMPLOYEES

	2017 -2018	2016 -2017
	Kshs	Kshs
Basic salaries of permanent employees	133,822,569	112,053,209
Basic wages of temporary employees	-	-
Personal allowances paid as part of salary	51,112,453	67,380,850
Personal allowances paid as reimbursements	-	-
Personal allowances provided in kind	-	2,299,125
Total	184,935,022	181,733,184

4 USE OF GOODS AND SERVICES

	2017 -2018	2016 -2017
	Kshs	Kshs
Utilities, supplies and services	-	-
Communication, supplies and services	5,869,928	11,554,591
Domestic travel and subsistence	41,369,922	28,755,368
Foreign travel and subsistence	96,694,284	118,318,419
Printing, advertising and information supplies & services	4,631,915	22,117,454
Rentals of produced assets	45,746,267	43,859,362
Training expenses	6,777,089	20,422,250
Hospitality supplies and services	34,525,995	44,008,934
Specialized materials and services	1,469,045	2,355,018
Office and general supplies and services	6,434,098	5,813,352
Other operating expenses	7,290,625	8,106,220
Fuel, Oil and Lubricants	6,449,767	6,442,783
Routine maintenance – vehicles and other transport equipment	6,444,724	4,217,053
Routine maintenance – other assets	2,203,709	1,997,373
Total	265,907,369	317,968,177

**MINISTRY OF EAC INTEGRATION, LABOUR AND SOCIAL PROTECTION
STATE DEPARTMENT OF EAC INTEGRATION**

Reports and Financial Statements

For the year ended June 30, 2018

NOTES TO THE FINANCIAL STATEMENTS (Continued)

5 GRANTS AND TRANSFERS TO OTHER GOVERNMENT ENTITIES

Description	2017 -2018	2016 -2017
	Kshs	Kshs
Transfers to National Government entities (SCOA Codes 2630100, 2630200, 2640400, 2640500, 2649900, 2820100, 2820200, 2820300)		
2630101	87,045,771	20,972,813
TOTAL	87,045,771	20,972,813

The above amounts were made to the EALA members for car Grants and other operations.

6 OTHER GRANTS AND TRANSFERS

Explanation	2017 -2018	2016 -2017
	Kshs	Kshs
Membership dues and subscriptions to international organizations	976,650,000	976,650,000
Total	976,650,000	976,650,000

Provided below are the beneficiaries of the other grants and transfers

NO.	Beneficiary	Item	Amount
1.	East African Community Secretariat	2620121	450,633,383
2.	East African Court of Justice	2620122	82,221,000
3.	Lake Victoria Fisheries Organisation	2620153	55,327,800
4.	East Africa Legislative Assembly (Parliament)	2620123	305,910,517
5.	Inter University Council of Africa (IUCEA)	2620214	82,557,300
	TOTALS		976,650,000

7 SOCIAL SECURITY BENEFITS

Explanation	2017 -2018	2016 -2017
	Kshs	Kshs
Government pension and retirement benefits	3,840,804	-
Total	3,840,804	-

The above social security benefit relates to payment of service gratuity for the Principal Secretary who was leaving the State Department. The tax component was paid to Kenya Revenue Authority.

**MINISTRY OF EAC INTEGRATION, LABOUR AND SOCIAL PROTECTION
STATE DEPARTMENT OF EAC INTEGRATION**

**Reports and Financial Statements
For the year ended June 30, 2018**

NOTES TO THE FINANCIAL STATEMENTS (Continued)

8 ACQUISITION OF ASSETS

Non Financial Assets	2017 -2018	2016 -2017
	Kshs	Kshs
Purchase of Vehicles and Other Transport Equipment	-	1,994,446
Overhaul of Vehicles and Other Transport Equipment	238,200	-
Purchase of Office Furniture and General Equipment	357,000	2,386,320
Purchase of Specialized Plant, Equipment and Machinery	-	39,050
Research, Studies, Project Preparation, Design & Supervision	2,352,625	2,000,000
Rehabilitation of Civil Works	-	28,571
Financial Assets	-	-
Total	2,947,825	6,448,387

No financial Asset was purchased during the entire financial period

9A: BANK ACCOUNTS

Name of Bank, Account No. & currency	Amount in bank account currency	Indicate whether recurrent, Development , deposit e.t.c	Exc rate (if in foreign currency)	2017 -2018	2016 -2017
				Kshs	Kshs
<i>Recurrent A/C- 1000303123 Kshs.</i>	-	Recurrent	-	52,854	10,948,950
<i>Development A/C- 1000303131 Kshs.</i>	-	Development	-	-	-
<i>Deposit A/C- 1000303147 Kshs.</i>	-	Deposit	-	6,460,268	10,665,521
Total				6,513,122	21,614,471

9B: CASH IN HAND

	2017 -2018	2016 -2017
	Kshs	Kshs
Cash in Hand – Held in domestic currency	292,633	123,386
Total	292,633	123,386

Cash in hand has also been analyzed as follows:

	2017 -2018	2016 -2017
	Kshs	Kshs
Location 1(Cash office-headquarters)	292,633	123,386

MINISTRY OF EAC INTEGRATION, LABOUR AND SOCIAL PROTECTION
STATE DEPARTMENT OF EAC INTEGRATION
Reports and Financial Statements
For the year ended June 30, 2018

Total	292,633	123,386

NOTES TO THE FINANCIAL STATEMENTS (Continued)

10: ACCOUNTS RECEIVABLE - OUTSTANDING IMPRESTS AND SALARY ADVANCES

<i>Description</i>	2017 -2018	2016 -2017
	Kshs	Kshs
Government Imprests	738,716	1,752,766
Salary advances	83,689	-
Total	822,405	1,752,766

Included below is a breakdown of the outstanding imprests

<i>Name of Officer or Institution</i>	<i>Date Imprest Taken</i>	<i>Amount Taken</i>	<i>Amount Surrendered</i>	<i>Balance</i>
		Kshs	Kshs	Kshs
<i>Mary Nasirumbi Oyugi</i>	<i>19/9/2017</i>	37,800	-	37,800
<i>Celina Nancy Wangiathi Itugu</i>	<i>2/8/2017</i>	30,000	-	30,000
2015/2016 b/f balances				
<i>Phylis Kandie</i>		124,784	-	124,784
<i>Rehema Chemas</i>		154,836	-	154,836
<i>Peter Kiplagat</i>		174,836	-	174,836
<i>Joseph K. Kariuki</i>		174,836	-	174,836
<i>Joseph K. Kariuki</i>		20,000	-	20,000
<i>Dickson Nyambane</i>		21,624	-	21,624
Grand Total		738,716		738,716

11. ACCOUNTS PAYABLE

Description	2017 -2018	2016 -2017
	Kshs	Kshs
Deposits	6,460,268	10,665,521
Total	6,460,268	10,665,521

The Accounts payable represent balances in deposits for payments of activities that were implemented late towards end of the 2017/2018 financial year.

12. FUND BALANCE BROUGHT FORWARD

Description	2017 -2018	2016 -2017
	Kshs	Kshs
Bank accounts	21,614,471	16,235,989
Cash in hand	123,386	443,554

**MINISTRY OF EAC INTEGRATION, LABOUR AND SOCIAL PROTECTION
STATE DEPARTMENT OF EAC INTEGRATION**

**Reports and Financial Statements
For the year ended June 30, 2018**

Accounts Receivables	1,752,766	6,193,175
Accounts Payables	(10,665,521)	(7,024,723)
Total	12,825,102	15,847,995

The Accounts payable are COMESA RIIP funds for implementation of work plan activities which were not done due to late receipt of the amounts.

NOTES TO THE FINANCIAL STATEMENTS (Continued)

13. PRIOR YEAR ADJUSTMENTS

Description of the error	2017 -2018	2016 -2017
	Kshs	Kshs
Adjustments on bank account balances	(10,948,950)	(8,454,876)
Adjustments on cash in hand	-	443,554
Adjustments on payables	-	7,024,723
Adjustments on receivables	(1,206,634)	(5,647,043)
Total	(12,155,584)	(6,633,642)

The prior year adjustments represent adjustments on bank balances transferred/ swept back to the exchequer and receivables balances cleared in the current 2017/2018 period, but relates to 2016/2017 financial period

14. RELATED PARTY DISCLOSURES

Related party disclosure is encouraged under non-mandatory section of the Cash Basis IPSAS.

Related parties to the State Department of EAC Integration represent Key management personnel that include the Cabinet Secretary and Accounting Officer.

Related party transactions:

	2017- 2018	2016- 2017
	Kshs	Kshs
Key Management Compensation		
Cabinet Secretary	5,464,286	-
Principal Secretary	11,614,799	12,294,000
Chief Administrative Secretary	3,260,372	-
Transfers to related parties		
Transfers to SCs and SAGAs (EALA)	87,045,771	20,972,813
Total Transfers to related parties	87,045,771	20,972,813
Transfers from related parties		
Transfers from the Exchequer	1,514,070,071	1,487,060,000
Transfers from other MDAs		
Ministry of Finance(COMESA RIIP funds)	15,000,000	10,000,000
Cabinet Office(Summit funds)	11,527,580	-
Ministry of Finance(RRI)	10,000,000	-

MINISTRY OF EAC INTEGRATION, LABOUR AND SOCIAL PROTECTION
STATE DEPARTMENT OF EAC INTEGRATION
Reports and Financial Statements
For the year ended June 30, 2018

Total Transfers from related parties	1,541,847,651	1,497,060,000
---	----------------------	----------------------

MINISTRY OF EAC INTEGRATION, LABOUR AND SOCIAL PROTECTION
STATE DEPARTMENT OF EAC INTEGRATION

Reports and Financial Statements
For the year ended June 30, 2018

15. OTHER IMPORTANT DISCLOSURES

15.1: PENDING ACCOUNTS PAYABLE (See Annex 1)

Description	2017 -2018	2016 -2017
	Kshs	Kshs
Supply of goods	37,346,235	2,914,950
Supply of services	51,730,047	3,332,015
	89,076,282	6,246,965

15.2: PENDING STAFF PAYABLES (See Annex 2)

	2017 -2018	2016 -2017
	Kshs	Kshs
Senior management	3,611,350	-
Middle management	858,747	-
Unionisable employees	1,421,609	-
	5,891,706	-

15.3: OTHER PENDING PAYABLES (See Annex 3)

	2017 -2018	2016 -2017
	Kshs	Kshs
Amounts due to third parties	1,525,995.70	-
Others (<i>Grants</i>)	32,000,000.00	-
	33,525,995.70	-

MINISTRY OF EAC INTEGRATION, LABOUR AND SOCIAL PROTECTION
STATE DEPARTMENT OF EAC INTEGRATION
Reports and Financial Statements
For the year ended June 30, 2018

16. PROGRESS ON FOLLOW UP OF AUDITOR RECOMMENDATIONS: 2016/2017

The following is the summary of issues raised by the external auditor, and management comments that were provided to the auditor. We had nominated focal persons to resolve the various issues as shown below with the associated time frame within which we expected the issues to be resolved.

Reference No. on the external audit Report	Issue / Observations from Auditor	Management comments	Focal Point person to resolve the issue (Name and designation)	Status: (Resolved / Not Resolved)	Timeframe: (Put a date when you expect the issue to be resolved)
1	Arrears of Subscriptions to Inter University Council of East Africa	These arrears relate to Inter University Council of East Africa (IUCEA) and arose due to lack of framework to support it. The State Department has continued to engage the National Treasury for additional funding to clear the historical outstanding arrears which now stand at USD 744,609; and continue making its current obligation to the EAC organs and institutions.	Accounts department	Not resolved	

**MINISTRY OF EAC INTEGRATION, LABOUR AND SOCIAL PROTECTION
STATE DEPARTMENT OF EAC INTEGRATION**

**Reports and Financial Statements
For the year ended June 30, 2018**

Reference No. on the external audit Report	Issue / Observations from Auditor	Management comments	Focal Point person to resolve the issue (Name and designation)	Status: (Resolved / Not Resolved)	Timeframe: (Put a date when you expect the issue to be resolved)
2	Pending Bills	According to PFM Regulations, Accounts Department recognises bills which were committed in the system; an order raised/issued for the same, and goods /services received and accepted. They were not disclosed in 2014/2015 financials due to lack of the supporting documents.	Accounts department	Resolved	
3	Somali IGAD peace Talks(pending claim)	It is true that the interest accrued on the pending claim totalling to kshs.20,991,905 had not been settled as at the time of Audit. We wish to state that the State Department is following up with the National Treasury to provide funds to cater for the outstanding claim	Finance Department	Not resolved	

**MINISTRY OF EAC INTEGRATION, LABOUR AND SOCIAL PROTECTION
STATE DEPARTMENT OF EAC INTEGRATION**

Reports and Financial Statements


For the year ended June 30, 2018

Reference No. on the external audit Report	Issue / Observations from Auditor	Management comments	Focal Point person to resolve the issue (Name and designation)	Status: (Resolved / Not Resolved)	Timeframe: (Put a date when you expect the issue to be resolved)
4	Outstanding imprests	Imprests amounting to Kshs.698,542 were still outstanding as at the time of audit in January 2018;and pertains to officers attached to Ministries and State departments outside EAC.These imprests are still outstanding because of non-remittance of the recoveries to the state department. Follow ups are being made to ensure that these recoveries are remitted to the state department	Accounts Department	Not resolved	
5	Fixed Assets register and summary	The management have taken an action on the matter and indeed, the supply chain management unit have written a memo to all departments requesting for a detailed record, all the assets under their custody. The register will now be available and availed in the subsequent financials prepared.	Procurement department	Resolved	

**MINISTRY OF EAC INTEGRATION, LABOUR AND SOCIAL PROTECTION
STATE DEPARTMENT OF EAC INTEGRATION**

**Reports and Financial Statements
For the year ended June 30, 2018**

Reference No. on the external audit Report	Issue / Observations from Auditor	Management comments	Focal Point person to resolve the issue (Name and designation)	Status: (Resolved / Not Resolved)	Timeframe: (Put a date when you expect the issue to be resolved)
6	Unsupported Development Expenditure	It is true that an expenditure of kshs. 26,238,158 funded by TMEA was reported but with no support documentation availed for audit purpose. The said documents have since been provided by TMEA and were availed for audit.	Accounts department	Resolved	



Principal Secretary



Principal Accounts Controller

MINISTRY OF EAC INTEGRATION, LABOUR AND SOCIAL PROTECTION
STATE DEPARTMENT OF EAC INTEGRATION
Reports and Financial Statements
For the year ended June 30, 2018

ANNEX 1 - ANALYSIS OF PENDING ACCOUNTS PAYABLE

Supplier of Goods or Services	Original Amount	Date Contracted	Amount Paid To-Date	Outstanding Balance 2017	Outstanding Balance 2018	Comments
	A	B	c	d=a-c		
Construction of buildings						
Sub-Total	-	-	-	-	-	-
Construction of civil works						
Sub-Total	-	-	-	-	-	-
Supply of goods						
1. Furniture elegance ltd	55,680	22/06/2018	-	-	55,680	No exchequer
2. Broadband general merchants	414,350	22/06/2018	-	-	414,350	No exchequer
9. Victoria furniture's	28,000	21/06/2018	-	-	28,000	No exchequer
10. Victoria furniture's	30,000	21/06/2018	-	-	30,000	No exchequer
11. Victoria furniture's	30,000	21/06/2018	-	-	30,000	No exchequer
12. Victoria furniture's	145,000	22/06/2018	-	-	145,000	No exchequer
13. Victoria furniture's	84,000	21/06/2018	-	-	84,000	No exchequer
14. Victoria furniture's	30,000	26/06/2018	-	-	30,000	No exchequer
15. Victoria furniture's	150,000	22/06/2018	-	-	150,000	No exchequer
16. Victoria furniture's	130,000	No invoice	-	-	130,000	No exchequer
17. Victoria furniture's	168,000	21/06/2018	-	-	168,000	No exchequer
18. Victoria furniture's	375,000	21/06/2018	-	-	375,000	No exchequer
19. Victoria furniture's	425,000	25/06/2018	-	-	425,000	No exchequer
20. Victoria furniture's	700,000	21/06/2018	-	-	700,000	No exchequer
21. Victoria furniture's	60,000	No invoice	-	-	60,000	No exchequer
22. Victoria furniture's	55,000	21/06/2018	-	-	55,000	No exchequer
23. Victoria furniture's	65,000	22/06/2018	-	-	65,000	No exchequer
24. Victoria furniture's	66,000	21/06/2018	-	-	66,000	No exchequer
25. Victoria furniture's	30,000	21/06/2018	-	-	30,000	No exchequer

STATE DEPARTMENT OF EAC INTEGRATION

Reports and Financial Statements
For the year ended June 30, 2018

Supplier of Goods or Services	Original Amount	Date Contracted	Amount Paid To-Date	Outstanding Balance 2017	Outstanding Balance 2018	Comments
26. Topwise gen supplies	165,000	22/06/2018	-	-	165,000	No exchequer
27. Topwise gen supplies	937,500	27/06/2018	-	-	937,500	No exchequer
28. Seveka gen supplies	340,000	11/06/2018	-	-	340,000	No exchequer
29. Kevviny agencies ltd	100,000	02/06/2018	-	-	100,000	No exchequer
30. Stagon Inv	45,000	04/06/2018	-	-	45,000	No exchequer
31. Toyota Kenya Ltd	27,650,000	17/05/2018	-	-	27,650,000	No exchequer
32. Ganya Ent Kenya	200,000	29/06/2018	-	-	200,000	No exchequer
33. Acubarr ent	191,000	26/06/2018	-	-	191,000	No exchequer
34. Decorum Supreme ltd	124,500	22/06/2018	-	-	124,500	No exchequer
35. CAMAJA self-help women group	21,000	15/05/2018	-	-	21,000	No exchequer
36. CAMAJA self-help women group	10,800	14/05/2018	-	-	10,800	No exchequer
37. R H Devani ltd	720,000	13/06/2018	-	-	720,000	No exchequer
38. Japheth technology	144,725	28/06/2018	-	-	144,725	No exchequer
39. Starcool Inv	129,900	25/06/2018	-	-	129,900	No exchequer
40. Starcool inv	159,500	27/06/2018	-	-	159,500	No exchequer
41. Cardon Ent	165,000	13/06/2018	-	-	165,000	No exchequer
42. R H Devani	480,000	13/06/2018	-	-	480,000	No exchequer
43. MFI	46,400	14/08/2017	-	-	46,400	No exchequer
44. Neflo Gen Supplies	450,000	25/08/2017	-	-	450,000	No exchequer
45. Afrigulf Int Ltd	281,160	28/05/2018	-	-	281,160	No exchequer
46. Citoco Gen suppliers	352,880	Various	-	-	352,880	No exchequer
47. Citoco Gen Suppliers	204,840	30/06/2018	-	-	204,840	No exchequer
48. MPPS (1998) Ltd	86,000	-	-	-	86,000	No exchequer
49. Ganya Ent	300,000	-	-	-	300,000	No exchequer
50. R H Devani Ltd	1,000,000	18/06/2018	-	-	1,000,000	No exchequer
Sub-Total	37,346,235				37,346,235	

**MINISTRY OF EAC INTEGRATION, LABOUR AND SOCIAL PROTECTION
STATE DEPARTMENT OF EAC INTEGRATION**

**Reports and Financial Statements
For the year ended June 30, 2018**

Supplier of Goods or Services	Original Amount	Date Contracted	Amount Paid To-Date	Outstanding Balance 2017	Outstanding Balance 2018	Comments
Supply of services						
1. Spero Africa	105,000	05/06/2018	-	-	105,000	No exchequer
2. Yuantech agencies	195,000	04/06/2018	-	-	195,000	No exchequer
3. Jeb motors	29,200	14/05/2018	-	-	195,000	No exchequer
4. Jeb motors	26,500	02/05/2018	-	-	29,200	No exchequer
5. Jeb motors	28,500	29/02/2018	-	-	26,500	No exchequer
6. Joto ent	45,322	20/06/2018	-	-	28,500	No exchequer
7. Telkom Kenya	29,380	26/06/2018	-	-	45,322	No exchequer
8. African touch safaris	27,235	15/07/2018	-	-	27,235	No exchequer
9. Sharosen ent	463,500	03/05/2018	-	-	463,500	No exchequer
10. Kenma Homecare services	290,220	23/05/2018	-	-	290,220	No exchequer
11. Lywat investments	376,000	11/06/2018	-	-	376,000	No exchequer
12. Rose capital investments	117,780	04/06/2018	-	-	117,780	No exchequer
13. Eserian ltd	182,500	12/06/2018	-	-	182,500	No exchequer
14. Postal corporation of kenya	36,518	23/05/2018	-	-	36,518	No exchequer
15. Joto ent	268,712	18/06/2018	-	-	268,712	No exchequer
16. Joto ent	47,560	19/06/2018	-	-	47,560	No exchequer
17. Telkom kenya	92,800	04/06/2018	-	-	92,800	No exchequer
18. Law Society of Kenya	300,000	Donation	-	-	300,000	No exchequer
19. Joto ent	81,223	25/06/2018	-	-	81,223	No exchequer
20. Joto ent	53,476	18/06/2018	-	-	53,476	No exchequer
21. Joto Ent	155,000	No invoice	-	-	155,000	No exchequer
22. Coop Bank	8,500,000	22/03/2018	-	-	8,500,000	No exchequer
23. Coop Bank	1,439,475	02/01/2018	-	-	1,439,475	No exchequer
24. CAMAJA self-help women group	9,000	07/05/2018	-	-	9,000	No exchequer
25. CAMAJA selp help women group	9000	18/04/2018	-	-	9000	No exchequer
26. Elite times ventures	257,610	27/03/2018	-	-	257,610	No exchequer

STATE DEPARTMENT OF EAC INTEGRATION

Reports and Financial Statements
For the year ended June 30, 2018

Supplier of Goods or Services	Original Amount	Date Contracted	Amount Paid To-Date	Outstanding Balance 2017	Outstanding Balance 2018	Comments
27.Jeb motors	1,685,248	20/06/2018	-	-	1,685,248	No exchequer
28.African Touch Safaris	175,665	28/05/2018	-	-	175,665	No exchequer
29.Jeb motors	42,500	21/02/2018	-	-	42,500	No exchequer
30.CAMAJA self-help women group	165,000	23/05/2018	-	-	165,000	No exchequer
31.CAMAJA self-help women group	4,800	23/04/2018	-	-	4,800	No exchequer
32.Joto Ent	49,764	19/06/2018	-	-	49,764	No exchequer
33.The Elite Time Ventures	89,680	26/03/2018	-	-	89,680	No exchequer
34.Utalii Hotel	336,000	27/07/2017	-	-	336,000	No exchequer
35.Postal Corporation	92,800		-	-	92,800	No exchequer
36.Nairobi Safari Club	180,000	23/05/2018	-	-	180,000	No exchequer
37.Bewada Enterprises	29,800	8/11/2017	-	-	29,800	No exchequer
38.Kenma Homecare services	290,220	04/04/2018	-	-	290,220	No exchequer
39.Bewada Ent	29,850	15/06/2018	-	-	29,850	No exchequer
40.Coop Bank	1,126,750	22/03/2018	-	-	1,126,750	No exchequer
41.Bewada Ent	9,000	12/02/2018	-	-	9,000	No exchequer
42.Silver Africa	1,064,160	Various	-	-	1,064,160	No exchequer
43.Vercelli tours & travel	166,250	various	-	-	166,250	No exchequer
44.ATS	7,859,700	various	-	-	7,859,700	No exchequer
45.Attic Tours	1,552,965	various	-	-	1,552,965	No exchequer
46.Stewaki Agencies	153,250	various	-	-	153,250	No exchequer
47.The Elite time Ventures	497,580	Various	-	-	497,580	No exchequer
48.Intra Oceanic	583,300	Various	-	-	583,300	No exchequer
49.Green Bay	367,805	Various	-	-	367,805	No exchequer
50.Zipjoe Agencies	78,540	various	-	-	78,540	No exchequer
51.Sceptre Tours	150,670	various	-	-	150,670	No exchequer
52.Embrace World travel	11,365	26/08/2017	-	-	11,365	No exchequer
53.Seguro Tours & Travel	69,295	Various	-	-	69,295	No exchequer

**MINISTRY OF EAC INTEGRATION, LABOUR AND SOCIAL PROTECTION
STATE DEPARTMENT OF EAC INTEGRATION**

**Reports and Financial Statements
For the year ended June 30, 2018**

Supplier of Goods or Services	Original Amount	Date Contracted	Amount Paid To-Date	Outstanding Balance 2017	Outstanding Balance 2018	Comments
54.Kenma Home Care	581,440	Various	-	-	581,440	No exchequer
55.Burch Resort	180,000	21/07/2017	-	-	180,000	No exchequer
56.Laico Hotels & Resort	105,000	5/06/2018	-	-	105,000	No exchequer
57.Eserian Hotel	385,000	27/04/2018	-	-	385,000	No exchequer
58.Kenya Sch of Monetary Studies	320,000	13/04/2018	-	-	320,000	No exchequer
59.MFI	766,849.29	03/04/2018	-	-	766,849.29	No exchequer
60.Bewada Ent	29,500	18/08/2016	-	-	29,500	No exchequer
61.Bewada Ent	14,500	10/01/2017	-	-	14,500	No exchequer
62.Joto ent	68,730	03/10/2016	-	-	68,730	No exchequer
63.Joto ent	32,886	10/11/2016	-	-	32,886	No exchequer
64.Joto ent	32,828	10/11/2016	-	-	32,828	No exchequer
65.Joto ent	30,508	10/11/2016	-	-	30,508	No exchequer
66.Jeb Motors	15,500	22/12/2016	-	-	15,500	No exchequer
67.Jeb Motors	26,400	19/07/2016	-	-	26,400	No exchequer
68.Jeb Motors	29,700	23/09/2016	-	-	29,700	No exchequer
69.Jeb Motors	28,100	15/11/2016	-	-	28,100	No exchequer
70.Jeb Motors	29,800	29/05/2017	-	-	29,800	No exchequer
71.Jeb Motors	26300	09/01/2017	-	-	26300	No exchequer
72.Becan Construction Ltd	225,335	No date	-	-	225,335	No exchequer
73.Becan Construction Ltd	474,510	No date	-	-	474,510	No exchequer
74.Bexlet Agencies	450,090	No date	-	-	450,090	No exchequer
75.Earthline Ventures	6,000,000	29/06/2018	-	-	6,000,000	No exchequer
76.Safari park Hotel Nairobi	7,299,880	27/06/2018	-	-	7,299,880	No exchequer
77.Jeb Motors	27,500	23/06/2018	-	-	27,500	No exchequer
78.Joto Ent	42,804	-	-	-	42,804	No exchequer
79.Bewada Ent	29,700	27/03/2018	-	-	29,700	No exchequer
80.CMC Motors	39,572	19/02/2018	-	-	39,572	No exchequer

STATE DEPARTMENT OF EAC INTEGRATION

**Reports and Financial Statements
For the year ended June 30, 2018**

Supplier of Goods or Services	Original Amount	Date Contracted	Amount Paid To-Date	Outstanding Balance 2017	Outstanding Balance 2018	Comments
81..Jeb Motors	29,600	30/05/2018	-	-	29,600	No exchequer
82.CMC Motors	92,547.65	Service Quote 14/03/2018	-	-	92,547.65	No exchequer
83.CMC Motors	171,622.37	Service Quote 28/03/2017	-	-	171,622.37	No exchequer
84.CMC motors	213,619.40	Service quote 05/05/2017	-	-	213,619.40	No exchequer
85..Jeb Motors	20,900	2/3/2018	-	-	20,900	No exchequer
86.Bewada Ent	56,840	-	-	-	56,840	No exchequer
87.Toyota Kenya	504,768	Service Quote 22/06/2018	-	-	504,768	No exchequer
88.DT Dobie	294,566	Service quote11/09/2017	-	-	294,566	No exchequer
89.Victoria Furnitures	130,000	21/06/2018	-	-	130,000	No exchequer
90.Camaja Self-Help Women group	15,500	16/05/2018	-	-	15,500	No exchequer
91.Heritage Grill Ltd	157,000	Various	-	-	157,000	No exchequer
92.Camaja Self-Help Women group	68,450	14/06/2018	-	-	68,450	No exchequer
93.AIMAT Company Ltd	944,240	26/02/2018	-	-	944,240	No exchequer
94.Kenya Utalii College	959,500	Various	-	-	959,500	No exchequer
Historical Pending Bills						
1.Bewada Ent	29,500	18/08/2016	-	-	29,500	No exchequer
2.Bewada Ent	14,500	10/01/2017	-	-	14,500	No exchequer
3..Joto ent	68,730	03/10/2016	-	-	68,730	No exchequer
4..Joto ent	32,886	10/11/2016	-	-	32,886	No exchequer
5..Joto ent	32,828	10/11/2016	-	-	32,828	No exchequer
6..Joto ent	30,508	10/11/2016	-	-	30,508	No exchequer
7..Jeb Motors	15,500	22/12/2016	-	-	15,500	No exchequer

**MINISTRY OF EAC INTEGRATION, LABOUR AND SOCIAL PROTECTION
STATE DEPARTMENT OF EAC INTEGRATION**

**Reports and Financial Statements
For the year ended June 30, 2018**

Supplier of Goods or Services	Original Amount	Date Contracted	Amount Paid To-Date	Outstanding Balance 2017	Outstanding Balance 2018	Comments
8.Jeb Motors	26,400	19/07/2016	-	-	26,400	No exchequer
9.Jeb Motors	29,700	23/09/2016	-	-	29,700	No exchequer
10.Jeb Motors	28,100	15/11/2016	-	-	28,100	No exchequer
11.Jeb Motors	29,800	29/05/2017	-	-	29,800	No exchequer
12.Jeb Motors	26300	09/01/2017	-	-	26,300	No exchequer
13.CMC Motors	171,622	Service Quote 28/03/2017	-	-	171,622	No exchequer
14.CMC motors	213,619	Service quote 05/05/2017	-	-	213,619	No exchequer
Sub-Total	51,730,047					
Grand Total	89,076,282					

MINISTRY OF EAC INTEGRATION, LABOUR AND SOCIAL PROTECTION
STATE DEPARTMENT OF EAC INTEGRATION
Reports and Financial Statements
For the year ended June 30, 2018

ANNEX 2 - ANALYSIS OF PENDING STAFF PAYABLES

Name of Staff	Job Group	Original Amount	Date Payable Contracted	Amount Paid To-Date	Outstanding Balance 2018	Outstanding Balance 2017	Comments
		a	b	c	d=a-c		
Senior Management							
1. Peter Munya	V	121,686	June 2018	-	121,686	-	No Exchequer
2. Peter Munya	V	152,561	June 2018	-	152,561	-	No Exchequer
3. Alice Yalla	S	228,235	June 2018	-	228,235	-	No Exchequer
4. Alice Yalla	S	10,000	June 2018	-	10,000	-	No Exchequer
5. Dr. Susan Koech	U	203,415	June 2018	-	203,415	-	No Exchequer
6. Alfred Kitolo	S	851,596	June 2018	-	851,596	-	No Exchequer
7. Kennedy Nyambati	S	82,245	June 2018	-	82,245	-	No Exchequer
8. Leonard Kwinga	P	158,413	June 2018	-	158,413	-	No Exchequer
9. Dr. Susan Koech	U	43,800	June 2018	-	43,800	-	No Exchequer
10. Mwangi Kahenu	Q	31,500	June 2018	-	31,500	-	No Exchequer
11. Ken Obura	U	18,200	June 2018	-	18,200	-	No Exchequer
12. Charles Kisombe	Q	42,000	June 2018	-	42,000	-	No Exchequer
13. Joseph Mungere	P	244,492	June 2018	-	244,492	-	No Exchequer
14. Alex Ole Nkoyo	T	37,800	June 2018	-	37,800	-	No Exchequer
15. Mark Ogot	Q	6,000	June 2018	-	6,000	-	No Exchequer
16. Julius Mwabu	R	10,000	June 2018	-	10,000	-	No Exchequer
17. Raphael Kanothi	Q	158,413	June 2018	-	158,413	-	No Exchequer
18. Dr. Susan Koech	U	121,686	June 2018	-	121,686	-	No Exchequer
19. Tabitha Masinjila	Q	42,514	June 2018	-	42,514	-	No Exchequer
20. Tabitha Masinjila	Q	15,000	June 2018	-	15,000	-	No Exchequer
21. Timothy Mueller	P	33,532	June 2018	-	33,532	-	No Exchequer
22. Fredrick Gitahi	R	47,634	June 2018	-	47,634	-	No Exchequer

MINISTRY OF EAC INTEGRATION, LABOUR AND SOCIAL PROTECTION
STATE DEPARTMENT OF EAC INTEGRATION

Reports and Financial Statements
For the year ended June 30, 2018

Name of Staff	Job Group	Original Amount	Date Payable Contracted	Amount Paid To-Date	Outstanding Balance 2018	Outstanding Balance 2017	Comments
23. Deborah Oluk	P	190,096	June 2018	-	190,096	-	No Exchequer
24. Julius Mwabu	R	77,000	June 2018	-	77,000	-	No Exchequer
25. Peter Munya	V	18,200	June 2018	-	18,200	-	No Exchequer
26. Peter Munya	V	29,200	June 2018	-	29,200	-	No Exchequer
27. Justin Nelima	Q	52,500	June 2018	-	52,500	-	No Exchequer
28. Justin Nelima	Q	31,500	June 2018	-	31,500	-	No Exchequer
29. Leakey Illa	P	56,000	June 2018	-	56,000	-	No Exchequer
30. Leakey Illa	P	14,000	June 2018	-	14,000	-	No Exchequer
31. Joseph Mungere	P	94,000	June 2018	-	94,000	-	No Exchequer
32. Joseph Mungere	P	31,000	June 2018	-	31,000	-	No Exchequer
33. Juma Wakhungu	Q	73,500	June 2018	-	73,500	-	No Exchequer
34. Julius Mwabu	R	94,000	June 2018	-	94,000	-	No Exchequer
35. Timothy Mueller	P	24,500	June 2018	-	24,500	-	No Exchequer
36. Fredrick Gitahi	R	42,000	June 2018	-	42,000	-	No Exchequer
37. Charles Ngunjiri	Q	49,632	June 2018	-	49,632	-	No Exchequer
38. Leakey Illa	P	42,000	June 2018	-	42,000	-	No Exchequer
39. Hezron Momanyi	Q	31,500	June 2018	-	31,500	-	No Exchequer
Sub-Total		3,611,350		-	3,611,350	-	
Middle Management							
40. Agnes Wakera Kimau		40,000	June 2018	-	40,000	-	No Exchequer
41. Mary Ngugi	M	10,000	June 2018	-	10,000	-	No Exchequer
42. Jeremiah Iringo	K	84,151	June 2018	-	84,151	-	No Exchequer
43. Michael Okidi	M	179,200	June 2018	-	179,200	-	No Exchequer
44. Mary Ngugi	M	10,000	June 2018	-	10,000	-	No Exchequer
45. Agnes Mkalla	K	10,000	June 2018	-	10,000	-	No Exchequer
46. Harun Mutuiri Abuana	M	190,096	June 2018	-	190,096	-	No Exchequer

STATE DEPARTMENT OF EAC INTEGRATION

**Reports and Financial Statements
For the year ended June 30, 2018**

Name of Staff	Job Group	Original Amount	Date Payable Contracted	Amount Paid To-Date	Outstanding Balance 2018	Outstanding Balance 2017	Comments
47. Everlyne Akendow	M	18,200	June 2018	-	18,200	-	No Exchequer
48. Everlyne Akendow	M	36,400	June 2018	-	36,400	-	No Exchequer
49. Everlyne Akendow	M	44,800	June 2018	-	44,800	-	No Exchequer
50. Josephine Obatsa	K	11,200	June 2018	-	11,200	-	No Exchequer
51. Willis Maganda	M	42,000	June 2018	-	42,000	-	No Exchequer
52. Willis Maganda	M	25,200	June 2018	-	25,200	-	No Exchequer
53. Willis Maganda	M	30,000	June 2018	-	30,000	-	No Exchequer
54. Charles Tumbo	K	30,800	June 2018	-	30,800	-	No Exchequer
55. Jeremiah Iringo	K	16,800	June 2018	-	16,800	-	No Exchequer
56. Jeremiah Iringo	K	11,200	June 2018	-	11,200	-	No Exchequer
57. Mercy Mwangi	L	42,000	June 2018	-	42,000	-	No Exchequer
58. Jane Kiarie	J	12,000	June 2018	-	12,000	-	No Exchequer
59. Jacklyne Kanini	H	14,700	June 2018	-	14,700	-	No Exchequer
Sub-Total		858,747			858,747		
Unionisable Employees							
60. Beatrice Sakwa	H	50,000	June 2018	-	50,000	-	No Exchequer
61. Beatrice Sakwa	H	50,000	June 2018	-	50,000	-	No Exchequer
62. Beatrice Sakwa	H	50,000	June 2018	-	50,000	-	No Exchequer
63. Edith Mutua	F	60,000	June 2018	-	60,000	-	No Exchequer
64. Edith Mutua	F	35,000	June 2018	-	35,000	-	No Exchequer
65. Damaris Mutua	L	10,000	June 2018	-	10,000	-	No Exchequer
66. John Kihuha	F	14,700	June 2018	-	14,700	-	No Exchequer
67. Damaris Mutua	L	10,000	June 2018	-	10,000	-	No Exchequer
68. Sorophina Mwamburi	F	130,666	June 2018	-	130,666	-	No Exchequer
69. Nancy Itugu	H	130,666	June 2018	-	130,666	-	No Exchequer
70. Luke Suter	G	130,666	June 2018	-	130,666	-	No Exchequer
71. Jane Kiarie	J	130,666	June 2018	-	130,666	-	No Exchequer

MINISTRY OF EAC INTEGRATION, LABOUR AND SOCIAL PROTECTION
STATE DEPARTMENT OF EAC INTEGRATION

Reports and Financial Statements
For the year ended June 30, 2018

Name of Staff	Job Group	Original Amount	Date Payable Contracted	Amount Paid To-Date	Outstanding Balance 2018	Outstanding Balance 2017	Comments
72. Dickson Ruteere	J	66,056	June 2018	-	66,056	-	No Exchequer
73. Moses Mutabari	J	51,056	June 2018	-	51,056	-	No Exchequer
74. Faustin Samante	F	9,800	June 2018	-	9,800	-	No Exchequer
75. Henry Onyari	F	24,755	June 2018	-	24,755	-	No Exchequer
76. Henry Onyari	F	39,500	June 2018	-	39,500	-	No Exchequer
77. Yuvinalis onkangi	G	29,200	June 2018	-	29,200	-	No Exchequer
78. Anthony Akama	G	9,800	June 2018	-	9,800	-	No Exchequer
79. Reuben Ongere	H	9,800	June 2018	-	9,800	-	No Exchequer
80. Dhuka Kitsao	K	16,800	June 2018	-	16,800	-	No Exchequer
81. John Mutungi	K	16,800	June 2018	-	16,800	-	No Exchequer
82. Lawrence Musyoka	K	16,800	June 2018	-	16,800	-	No Exchequer
83. Omar Awadh	G	9,800	June 2018	-	9,800	-	No Exchequer
84. Aileen Bonuke	M	25,200	June 2018	-	25,200	-	No Exchequer
85. Michael Mbugua	G	29,778	June 2018	-	29,778	-	No Exchequer
86. Luke Suter	G	19,600	June 2018	-	19,600	-	No Exchequer
87. Sammy Mbiti	E	20,000	June 2018	-	20,000	-	No Exchequer
88. Hillary Olali	G	18,900	June 2018	-	18,900	-	No Exchequer
89. Daniel Opinya	G	6,300	June 2018	-	6,300	-	No Exchequer
90. Sammy Mbiti	G	6,300	June 2018	-	6,300	-	No Exchequer
91. Sammy Mbiti	G	20,000	June 2018	-	20,000	-	No Exchequer
92. Daniel Opinya	G	25,200	June 2018	-	25,200	-	No Exchequer
93. Roy Osewe	H	6,300	June 2018	-	6,300	-	No Exchequer
94. Mary Maina	K	25,200	June 2018	-	25,200	-	No Exchequer
95. Ruth Omom	G	6,300	June 2018	-	6,300	-	No Exchequer
96. Simon Langat	G	49,600	June 2018	-	49,600	-	No Exchequer
97. Job Mwirigi	J	9,800	June 2018	-	9,800	-	No Exchequer
98. Moses Mutabari	J	9,800	June 2018	-	9,800	-	No Exchequer

STATE DEPARTMENT OF EAC INTEGRATION

**Reports and Financial Statements
For the year ended June 30, 2018**

Name of Staff	Job Group	Original Amount	Date Payable Contracted	Amount Paid To-Date	Outstanding Balance 2018	Outstanding Balance 2017	Comments
99. Dickson Ruteere	J	9,800	June 2018	-	9,800	-	No Exchequer
100. George Ngunjiri	G	27,400	June 2018	-	27,400	-	No Exchequer
101. Job mwirigi	H	3,600	June 2018	-	3,600	-	No Exchequer
	Sub-Total	1,421,609			1,421,609		
	Grand Total	5,891,706			5,891,706		

MINISTRY OF EAC INTEGRATION, LABOUR AND SOCIAL PROTECTION
STATE DEPARTMENT OF EAC INTEGRATION
Reports and Financial Statements
For the year ended June 30, 2018

ANNEX 3 - ANALYSIS OF OTHER PENDING PAYABLES

Name	Brief Transaction Description	Original Amount	Date Payable Contracted	Amount Paid To-Date	Outstanding Balance 2018	Outstanding Balance 2017	Comments
		a	b	c	d=a-c		
Amounts due to Third Parties							
1. Union Of Kenya Civil Servants	Salary Deductions for 2017/2018 F/Y	4,714.05	June 2018	-	4,714.05	-	Internet Banking System challenge
2. Blue Ltd	Salary Deductions for 2017/2018 F/Y	483.60	June 2018	-	483.60	-	Incomplete Payee Details
3. Education Welfare	Salary Deductions for 2017/2018 F/Y	2,200.00	June 2018	-	2,200.00	-	Incomplete Payee Details
4. GTI Embu Welfare	Salary Deductions for 2017/2018 F/Y	400.00	June 2018	-	400.00	-	Incomplete Payee Details
5. Emuinya	Salary Deductions for 2017/2018 F/Y	20,200.00	June 2018	-	20,200.00	-	Incomplete Payee Details
6. Micro Africa(Letshego)	Salary Deductions for 2017/2018 F/Y	3,280.00	June 2018	-	3,280.00	-	Incomplete Payee Details
7. Kenindia Assurance	Salary Deductions for 2017/2018 F/Y	872.05	June 2018	-	872.05	-	Internet Banking System challenge
8. Immigration Welfare	Salary Deductions for 2017/2018 F/Y	450.00	June 2018	-	450.00	-	Incomplete Payee Details
9. Swa Foreign	Salary Deductions for 2017/2018 F/Y	1,800.00	June 2018	-	1,800.00	-	Incomplete Payee Details
10. HFCK	Salary Deductions for 2017/2018 F/Y	93,553.00	June 2018	-	93,553.00	-	Internet Banking System challenge
11. Barclays Bank Loan		137,267.00			137,267.00		Internet

STATE DEPARTMENT OF EAC INTEGRATION

Reports and Financial Statements
For the year ended June 30, 2018

Name	Brief Transaction Description	Original Amount	Date Payable Contracted	Amount Paid To-Date	Outstanding Balance 2018	Outstanding Balance 2017	Comments
	Salary Deductions for 2017/2018 F/Y		June 2018	-		-	Banking System challenge
							Internet Banking System challenge
12. Rafiki Deposit Microfinance	Salary Deductions for 2017/2018 F/Y	9,500.00	June 2018	-	9,500.00	-	Internet Banking System challenge
13. Hazina Welfare	Salary Deductions for 2017/2018 F/Y	200.00	June 2018	-	200.00	-	Internet Banking System challenge
14. Mentor Sacco	Salary Deductions for 2017/2018 F/Y	88,423.00	June 2018	-	88,423.00	-	Internet Banking System challenge
15. NSSF	Salary Deductions for 2017/2018 F/Y	4,180.00	June 2018	-	4,180.00	-	Internet Banking System challenge
16. PREMIER Ltd	Salary Deductions for 2017/2018 F/Y	21,307.00	June 2018	-	21,307.00	-	Internet Banking System challenge
17. Gok House Rent	Salary Deductions for 2017/2018 F/Y	85,912.50	June 2018	-	85,912.50	-	Internet Banking System challenge
18. CS Housing Fund Mortgage	Salary Deductions for 2017/2018 F/Y	480,874.50	June 2018	-	480,874.50	-	Internet Banking System challenge

**MINISTRY OF EAC INTEGRATION, LABOUR AND SOCIAL PROTECTION
STATE DEPARTMENT OF EAC INTEGRATION**

**Reports and Financial Statements
For the year ended June 30, 2018**

Name	Brief Transaction Description	Original Amount	Date Payable Contracted	Amount Paid To-Date	Outstanding Balance 2018	Outstanding Balance 2017	Comments
19. Harambee Sacco	Salary Deductions for 2017/2018 F/Y	568,066.05	June 2018	-	568,066.05	-	Internet Banking System challenge
20. Woodventure	Salary Deductions for 2017/2018 F/Y	87.30	June 2018	-	87.30	-	Internet Banking System challenge
21. Ukaguzi Sacco	Salary Deductions for 2017/2018 F/Y	69,326.00	June 2018	-	69,326.00	-	Internet Banking System challenge
22. Asili Sacco	Salary Deductions for 2017/2018 F/Y	22,821.00	June 2018	-	22,821.00	-	Internet Banking System challenge
23. British American Insurance	Salary Deductions for 2017/2018 F/Y	32,328.15	June 2018	-	32,328.15	-	Internet Banking System challenge
24. Hazina Sacco	Salary Deductions for 2017/2018 F/Y	6,100.00	June 2018	-	6,100.00	-	Internet Banking System challenge
25. Ukulima Sacco	Salary Deductions for 2017/2018 F/Y	178,829.10	June 2018	-	178,829.10	-	Internet Banking System challenge
26. Wana Anga Sacco	Salary Deductions for 2017/2018 F/Y	80,189.35	June 2018	-	80,189.35	-	Internet Banking System challenge

STATE DEPARTMENT OF EAC INTEGRATION

**Reports and Financial Statements
For the year ended June 30, 2018**

Name	Brief Transaction Description	Original Amount	Date Payable Contracted	Amount Paid To-Date	Outstanding Balance 2018	Outstanding Balance 2017	Comments
27. Madison Insurance	Salary Deductions for 2017/2018 F/Y	6,790.00	June 2018	-	6,790.00	-	Internet Banking System challenge
28. Ardhi Social	Salary Deductions for 2017/2018 F/Y	200.00	June 2018	-	200.00	-	Internet Banking System challenge
29. Kenya Society	Salary Deductions for 2017/2018 F/Y	100.00	June 2018	-	100.00	-	Internet Banking System challenge
30. Izwe Loans	Salary Deductions for 2017/2018 F/Y	22,505.00	June 2018	-	22,505.00	-	Internet Banking System challenge
31. Kitambulisho Welfare	Salary Deductions for 2017/2018 F/Y	320.00	June 2018	-	320.00	-	Internet Banking System challenge
32. Mageeza Sacco	Salary Deductions for 2017/2018 F/Y	29,995.00	June 2018	-	29,995.00	-	Internet Banking System challenge
33. Mageeza Welfare	Salary Deductions for 2017/2018 F/Y	200.00	June 2018	-	200.00	-	Internet Banking System challenge
34. Cannon Assurance	Salary Deductions for 2017/2018 F/Y	2,030.20	June 2018	-	2,030.20	-	Internet Banking System challenge

**MINISTRY OF EAC INTEGRATION, LABOUR AND SOCIAL PROTECTION
STATE DEPARTMENT OF EAC INTEGRATION**

**Reports and Financial Statements
For the year ended June 30, 2018**

Name	Brief Transaction Description	Original Amount	Date Payable Contracted	Amount Paid To-Date	Outstanding Balance 2018	Outstanding Balance 2017	Comments
35. Liberty Life Assurance	Salary Deductions for 2017/2018 F/Y	78,482.25	June 2018	-	78,482.25	-	Internet Banking System challenge
46. Mwalimu Sacco	Salary Deductions for 2017/2018 F/Y	900.00	June 2018	-	900.00	-	Internet Banking System challenge
47. Energy Sacco	Salary Deductions for 2017/2018 F/Y	300.00	June 2018	-	300.00	-	Internet Banking System challenge
Sub-Total		1,525,995.70			1,525,995.70		
Others (specify)							
1. EAC Secretariat	Statutory contribution to EAC for year 2017/2018	32,000,000.00			32,000,000	-	No exchequer
Sub-Total		32,000,000.00			32,000,000		
Grand Total		33,525,995.70			33,525,995.70		

STATE DEPARTMENT OF EAC INTEGRATION

**Reports and Financial Statements
For the year ended June 30, 2018**

ANNEX 4 – SUMMARY OF FIXED ASSET REGISTER

Asset class	Historical Cost b/f (Kshs) 2016/2017	Additions during the year (Kshs)	Disposals during the year (Kshs)	Historical Cost c/f (Kshs) 2017/2018
Transport equipment	1,994,446	238,200	-	2,232,646
Office equipment, furniture and fittings	2,386,320	357,000	-	2,743,320
Other Machinery and Equipment	39,050	-	-	39,050
Research, Studies, Project Preparation, Design & Supervision	2,000,000	2,352,625	-	4,352,625
Total	6,448,387	2,947,825	-	9,396,212

The balance as at the end of the year is the cumulative cost of assets bought. Additions during the year ties to note. 8 on Acquisition of Assets during the year of Kshs. 2,947,825.

Development Expenditure reflected above on the prefeasibility and appraisal studies is expenditure by TIMEA which is donor funded.

MINISTRY OF EAC INTEGRATION, LABOUR AND SOCIAL PROTECTION
STATE DEPARTMENT OF EAC INTEGRATION
Reports and Financial Statements
For the year ended June 30, 2018

ANNEX 5- REPORTS GENERATED FROM IFMIS

The following financial Reports Generated from IFMIS are attached as appendices to these financial statements.

- i. GOK IFMIS Comparison Trial Balance
- ii. FO30 (Bank reconciliations) for all bank accounts
- iii. GOK IFMIS Receipts and Payments Statement
- iv. GOK IFMIS Statement of Financial Position
- v. GOK IFMIS Statement of Cash Flows
- vi. GOK IFMIS Notes to the Financial Statements
- vii. GOK IFMIS Statement of Budget Execution
- viii. GOK IFMIS Statement of Deposits
- ix. GOK IFMIS Budget Execution by Programme and Economic Classification
- x. GOK IFMIS Budget Execution by Heads and Programmes
- xi. GOK IFMIS Budget Execution by Programmes and Sub-programmes



Trial Balance

Entity: 1183-State Department for East African Integration


Current Period: JUL-17 To JUN-18

Compare With: JUL-16 To ADJ2-17


Account No and Description	Current Period		Previous period	
	Debit Kshs	Credit Kshs	Debit Kshs	Credit Kshs
1310299 Grants from Foreign Govts. - Direct Payments treated as AIA	0.00	7,755,094.00	0.00	20,323,312.00
1310200 Grants from Foreign Govts. - Direct Payments treated as AIA	0.00	7,755,094.00	0.00	20,323,312.00
1310000 Grants from Foreign Governments	0.00	7,755,094.00	0.00	20,323,312.00
2110101 Basic Salaries - Civil Service	133,822,569.10	0.00	112,053,209.90	0.00
2110100 Basic Salaries - Permanent Employees	133,822,569.10	0.00	112,053,209.90	0.00
2110301 House Allowance	34,996,517.35	0.00	41,051,692.65	0.00
2110303 Acting Allowance	0.00	0.00	1,431,003.00	0.00
2110309 Special Duty Allowance	277,954.75	0.00	1,925,642.65	0.00
2110311 Transfer Allowance	520,000.00	0.00	149,740.00	0.00
2110312 Responsibility Allowance	292,827.40	0.00	449,900.00	0.00
2110313 Entertainment Allowance	487,500.00	0.00	797,900.00	0.00
2110314 Transport Allowance	12,147,680.95	0.00	15,629,900.00	0.00
2110315 Extraneous Allowance	465,000.00	0.00	720,000.00	0.00
2110317 Domestic Servant Allowance	101,400.00	0.00	165,482.00	0.00
2110318 n Practising Allowance	474,000.00	0.00	600,000.00	0.00
2110319 Top-up House Allowance	0.00	0.00	1,766,840.00	0.00
2110320 Leave Allowance	1,349,572.30	0.00	2,641,357.65	0.00
2110300 Personal Allowances paid as part of Salary	51,112,452.75	0.00	67,329,457.95	0.00
2110403 Refund of Medical Expenses - Ex-Gratia	0.00	0.00	2,299,125.00	0.00
2110400 Personal Allowances paid as Reimbursements	0.00	0.00	2,299,125.00	0.00
2110000 Wages and Salary Contributions	184,935,021.85	0.00	181,681,792.85	0.00
2210201 Telephone, Telex, Facsimile and Mobile Phone Services	4,723,012.00	0.00	9,690,266.35	0.00
2210202 Internet Connections	757,803.10	0.00	1,432,023.00	0.00
2210203 Courier & Postal Services	389,113.00	0.00	403,847.00	0.00
2210200 Communication, Supplies and Services	5,869,928.10	0.00	11,526,136.35	0.00
2210301 Travel Costs (airlines, bus, railway, mileage allowances, etc.)	6,720,092.00	0.00	5,965,136.00	0.00
2210302 Accommodation - Domestic Travel	21,621,578.00	0.00	14,965,822.00	0.00
2210303 Daily Subsistence Allowance	9,228,773.00	0.00	7,275,956.00	0.00
2210304 Sundry Items (e.g. airport tax, taxis, etc?)	3,748,279.00	0.00	461,454.00	0.00
2210307 Passage & Transfer Expenses	51,200.00	0.00	45,500.00	0.00
2210300 Domestic Travel and Subsistence, and Other Transportation Costs	41,369,922.00	0.00	28,713,868.00	0.00
2210401 Travel Costs (airlines, bus, railway, etc.)	30,726,552.00	0.00	33,826,213.70	0.00
2210402 Accommodation	50,892,249.00	0.00	56,825,405.00	0.00
2210403 Daily Subsistence Allowance	13,163,011.00	0.00	24,567,388.00	0.00
2210404 Sundry Items (e.g. airport tax, taxis, etc?)	1,912,472.00	0.00	3,677,748.00	0.00
2210400 Foreign Travel and Subsistence, and other transportation costs	96,694,284.00	0.00	118,896,754.70	0.00
2210502 Publishing & Printing Services	1,431,415.00	0.00	4,345,634.00	0.00
2210503 Subscriptions to Newspapers, Magazines and Periodicals	830,060.00	0.00	1,466,441.00	0.00
2210504 Advertising, Awareness and Publicity Campaigns	0.00	0.00	12,929,698.00	0.00
2210505 Trade Shows and Exhibitions	2,370,440.00	0.00	3,616,497.00	0.00
2210500 Printing, Advertising and Information Supplies and Services	4,631,915.00	0.00	22,358,270.00	0.00
2210603 Rents and Rates - Non-Residential	44,281,685.30	0.00	42,859,362.00	0.00
2210604 Hire of Transport, Equipment	1,464,582.00	0.00	1,000,000.00	0.00
2210600 Rentals of Produced Assets	45,746,267.30	0.00	43,859,362.00	0.00
2210701 Travel Allowance	1,406,889.40	0.00	6,403,883.00	0.00



Account No and Description	Current Period		Previous period	
	Debit	Credit	Debit	Credit
2210702 Remuneration of Instructors and Contract Based Training Services	65,800.00	0.00	374,692.00	0.00
2210703 Production and Printing of Training Materials	15,300.00	0.00	211,158.00	0.00
2210704 Hire of Training Facilities and Equipment	44,700.00	0.00	250,700.00	0.00
2210706 Book Allowance	37,550.00	0.00	243,600.00	0.00
2210707 Project Allowance	38,225.00	0.00	382,160.00	0.00
2210710 Accommodation Allowance	178,300.00	0.00	847,500.00	0.00
2210711 Tuition Fees Allowance	4,990,325.00	0.00	11,708,557.10	0.00
2210700 Training Expenses	6,777,089.40	0.00	20,422,250.10	0.00
2210801 Catering Services (receptions), Accommodation, Gifts, Food and Drinks	11,602,055.00	0.00	11,584,969.40	0.00
2210802 Boards, Committees, Conferences and Seminars	22,873,940.00	0.00	32,373,964.85	0.00
2210808 Purchase of Coffins	50,000.00	0.00	50,000.00	0.00
2210800 Hospitality Supplies and Servi	34,525,995.00	0.00	44,008,934.25	0.00
2211001 Medical Drugs	234,465.00	0.00	526,500.00	0.00
2211009 Education and Library Supplies	0.00	0.00	3,000.00	0.00
2211010 Supplies for Broadcasting and Information Services	508,820.00	0.00	230,310.00	0.00
2211011 Purchase/Production of Photographic and Audio-Visual Materials	481,980.00	0.00	1,168,408.00	0.00
2211016 Purchase of Uniforms and Clothing - Staff	243,780.00	0.00	397,300.00	0.00
2211000 Specialised Materials and Supp	1,469,045.00	0.00	2,325,518.00	0.00
2211101 General Office Supplies (papers, pencils, forms, small office equipment etc)	3,406,687.00	0.00	2,918,951.00	0.00
2211102 Supplies and Accessories for Computers and Printers	3,027,411.00	0.00	2,889,401.00	0.00
2211103 Sanitary and Cleaning Materials, Supplies and Services	0.00	0.00	5,000.00	0.00
2211100 Office and General Supplies and Services	6,434,098.00	0.00	5,813,352.00	0.00
2211201 Refined Fuels and Lubricants for Transport	6,449,767.50	0.00	6,442,782.80	0.00
2211200 Fuel Oil and Lubricants	6,449,767.50	0.00	6,442,782.80	0.00
2211305 Contracted Guards and Cleaning Services	2,614,450.00	0.00	2,555,960.00	0.00
2211306 Membership Fees, Dues and Subscriptions to Professional and Trade Bodies	39,600.00	0.00	732,000.00	0.00
2211310 Contracted Professional Services	4,636,575.00	0.00	4,760,910.00	0.00
2211311 Contracted Technical Services	0.00	0.00	57,350.00	0.00
2211300 Other Operating Expenses	7,290,625.00	0.00	8,106,220.00	0.00
2210000 Goods and Services	257,258,938.30	0.00	312,473,448.20	0.00
2220101 Maintenance Expenses - Motor Vehicles	6,444,724.35	0.00	4,207,652.90	0.00
2220100 Routine Maintenance - Vehicles	6,444,724.35	0.00	4,207,652.90	0.00
2220202 Maintenance of Office Furniture and Equipment	819,515.00	0.00	890,421.00	0.00
2220205 Maintenance of Buildings and Stations -- Non-Residential	200,000.00	0.00	32,000.00	0.00
2220206 Maintenance of Civil Works	30,000.00	0.00	30,000.00	0.00
2220210 Maintenance of Computers, Software, and Networks	1,154,194.00	0.00	1,044,952.00	0.00
2220200 Routine Maintenance - Other Assets	2,203,709.00	0.00	1,997,373.00	0.00
2220000 Routine Maintenance	8,648,433.35	0.00	6,205,025.90	0.00
2620121 East African Community Secretariat	450,633,383.00	0.00	450,633,383.00	0.00
2620122 East African Court of Justice	82,221,000.00	0.00	82,221,000.00	0.00
2620123 East African Legislative Assembly (Parliament)	305,910,516.50	0.00	305,910,517.00	0.00
2620153 Lake Victoria Fisheries Organization	55,327,800.00	0.00	55,327,800.00	0.00
2620100 Membership Fees and Dues and Subscriptions to International Organizations	894,092,699.50	0.00	894,092,700.00	0.00
2620214 Inter University Council for East Africa (IUCEA)	82,557,300.00	0.00	82,557,300.00	0.00
2620200 Membership Fees and Dues and Subscriptions to International Organizations (Continued)	82,557,300.00	0.00	82,557,300.00	0.00
2620000 Grants and Other Transfers to International Organizations	976,649,999.50	0.00	976,650,000.00	0.00



Account No and Description	Current Period		Previous period	
	Debit	Credit	Debit	Credit
2630101 Current Grants to Semi-Autonomous Government Agencies	23,045,771.00	0.00	21,829,744.00	0.00
2630100 Current Grants to Government Agencies and other Levels of Government	23,045,771.00	0.00	21,829,744.00	0.00
2630000 Grants & Transfer To Other Govt. Units	23,045,771.00	0.00	21,829,744.00	0.00
2640502 Capital Transfer to Individual	64,000,000.00	0.00	0.00	0.00
2640500 Other Capital Grants and Trans	64,000,000.00	0.00	0.00	0.00
2640000 Other Transfers and Emergency Relief	64,000,000.00	0.00	0.00	0.00
2710102 Gratuity - Civil Servants	3,840,804.00	0.00	0.00	0.00
2710100 Government Pension and Retirement Benefits	3,840,804.00	0.00	0.00	0.00
2710000 Social Security Benefits	3,840,804.00	0.00	0.00	0.00
3110302 Refurbishment of Non-Residential Buildings	0.00	0.00	0.00	0.00
3110300 Refurbishment of Buildings	0.00	0.00	0.00	0.00
3110701 Purchase of Motor Vehicles	0.00	0.00	0.00	0.00
3110700 Purchase of Vehicles and Other Transport Equipment	0.00	0.00	0.00	0.00
3110801 Overhaul of Vehicles	238,200.00	0.00	1,994,446.00	0.00
3110800 Overhaul of Vehicles and Other Transport Equipment	238,200.00	0.00	1,994,446.00	0.00
3111001 Purchase of Office Furniture and Fittings	357,000.00	0.00	786,050.00	0.00
3111002 Purchase of Computers, Printers and other IT Equipment	0.00	0.00	1,118,470.00	0.00
3111004 Purchase of Exchanges and other Communications Equipment	0.00	0.00	32,850.00	0.00
3111000 Purchase of Office Furniture and General Equipment	357,000.00	0.00	1,937,370.00	0.00
3111111 Purchase of ICT Networking and Communication Equipment	0.00	0.00	39,050.00	0.00
3111112 Purchase of Software	0.00	0.00	0.00	0.00
3111100 Purchase of Specialised Plant, Equipment and Machinery	0.00	0.00	39,050.00	0.00
3111201 Overhaul of Plant, Machinery and Equipment	0.00	0.00	28,571.00	0.00
3111200 Rehabilitation and Renovation of Plant, Machinery and Equipment	0.00	0.00	28,571.00	0.00
3111499 Research, Feasibility Studies	2,352,625.00	0.00	2,000,000.00	0.00
3111400 Research, Feasibility Studies, Project Preparation and Design, Project Supervision	2,352,625.00	0.00	2,000,000.00	0.00
3110000 Acquisition of Fixed Capital Assets	2,947,825.00	0.00	5,999,437.00	0.00
6530101 Ministry HQ Recurrent Bank A/C	166,574,444.20	0.00	697,178,062.55	0.00
6530100 Recurrent Bank Accounts	166,574,444.20	0.00	697,178,062.55	0.00
6530000 Recurrent Bank Accounts	166,574,444.20	0.00	697,178,062.55	0.00
6550101 Ministry HQ Deposit Bank A/C	21,480,471.85	0.00	10,290,506.30	0.00
6550100 Deposit Bank Accounts	21,480,471.85	0.00	10,290,506.30	0.00
6550000 Deposit Bank Account	21,480,471.85	0.00	10,290,506.30	0.00
6580101 Cash	0.00	694,659,939.20	0.00	697,282,630.70
6580104 Cash in Transit	638,140,633.60	0.00	9,400,000.00	0.00
6580100 Cash in Hand	638,140,633.60	694,659,939.20	9,400,000.00	697,282,630.70
6580000 Cash in Hand	638,140,633.60	694,659,939.20	9,400,000.00	697,282,630.70
6710101 Staff Loans - General	0.00	0.00	0.00	0.00
6710102 Salary Paid in Advance	0.00	0.00	0.00	0.00
6710103 Salary advance	83,689.00	0.00	0.00	0.00
6710100 Debtors & Advances - Employees	83,689.00	0.00	0.00	0.00
6710000 Domestic Debtors & Advances	83,689.00	0.00	0.00	0.00
6740101 Prepayment	0.00	0.00	0.00	0.00
6740102 R/D Cheques	1,100,520.40	0.00	0.00	188,950.75
6740100 Other Debtors & Pre-payments	1,100,520.40	0.00	0.00	188,950.75
6740000 Other Debtors & Pre-payments	1,100,520.40	0.00	0.00	188,950.75
6760101 Standing Imprests	248,000.00	0.00	0.00	46,000.00
6760102 Special Imprests	0.00	0.00	0.00	0.00
6760103 Temporary Imprests	14,143,731.90	0.00	0.00	1,173,640.50
6760100 Imprests	14,391,731.90	0.00	0.00	1,219,640.50
6760000 Government Imprests	14,391,731.90	0.00	0.00	1,219,640.50
6780110 Imprest Cash Recovery	0.00	0.00	0.00	0.00
6780100 Suspense & Clearance Account	0.00	0.00	0.00	0.00
6780000 Suspense & Clearance Account	0.00	0.00	0.00	0.00
7310101 General Deposits	0.00	7,164,855.30	0.00	10,665,521.30



Account No and Description	Current Period		Previous period	
	Debit	Credit	Debit	Credit
7310100 General Deposits Items	0.00	7,164,855.30	0.00	10,665,521.30
7310000 Deposits	0.00	7,164,855.30	0.00	10,665,521.30
7320101 PAYE	0.00	4,470.00	0.00	0.00
7320102 NHIF	409,200.00	0.00	0.00	0.00
7320103 House Rent	686,436.00	0.00	0.00	0.00
7320106 NSSF	0.00	312,950.00	0.00	0.00
7320107 Co-operatives	0.00	100,633.30	0.00	0.00
7320108 Insurances	13,578.95	0.00	26,970.80	0.00
7320109 Hire Purchases	23.70	0.00	0.00	0.00
7320111 WCPS	0.00	204,032.80	0.00	0.00
7320112 Staff Welfare Associations	0.00	233,108.80	0.00	62,670.20
7320113 HELB Deductions	0.00	0.00	0.00	0.00
7320115 Save As You Earn (SAYE)	21,000.00	0.00	0.00	0.00
7320116 Mortgages / Bank Loans	177,885.40	0.00	0.00	9,500.00
7320117 Govt. Liability Attachments	0.00	0.00	0.00	0.00
7320199 Salary Control Account	0.00	0.00	0.00	42,174.55
7320100 Salary Deductions	1,308,124.05	855,194.90	26,970.80	114,344.75
7320000 Other Liabilities	1,308,124.05	855,194.90	26,970.80	114,344.75
7380101 General Withholding Tax	0.00	982,230.00	0.00	0.00
7380102 VAT Withholding	0.00	493,518.85	0.00	18,055.85
7380100	0.00	1,475,748.85	0.00	18,055.85
7380000 Withholding Taxes	0.00	1,475,748.85	0.00	18,055.85
7390101 Inventory AP Accrual	721,025.00	0.00	0.00	0.00
7390103 AP Liabilities	0.00	11,344,212.50	1,248,270.85	0.00
7390100 System Required Liabilities	721,025.00	11,344,212.50	1,248,270.85	0.00
7399999 Cash Clearing A/c	0.00	116,435,179.85	2,712,468.75	0.00
7399900	0.00	116,435,179.85	2,712,468.75	0.00
7390000 System Required Liabilities A/cs	721,025.00	127,779,392.35	3,960,739.60	0.00
9910101 Provision for Encumbrance	0.00	0.00	0.00	0.00
9910100 General Provisions	0.00	0.00	0.00	0.00
9910201 Exchequer Releases/ Provisioning Account	0.00	1,489,315,061.00	24,755,010.00	0.00
9910200 Exchequer Provisions	0.00	1,489,315,061.00	24,755,010.00	0.00
9910000 Provisions	0.00	1,489,315,061.00	24,755,010.00	0.00
9990101 Opening Balance Bank	0.00	9,211,265.95	0.00	9,211,265.95
9990100 Opening Balance Bank	0.00	9,211,265.95	0.00	9,211,265.95
9990201 Opening Balance Cash	0.00	443,553.65	0.00	443,553.65
9990200 Opening Balance Cash	0.00	443,553.65	0.00	443,553.65
9990301 Opening Balance Receivables - Imprest and Clearance Accounts	0.00	6,193,174.70	0.00	6,193,174.70
9990300 Opening Balance Receivables - Imprest and Clearance Accounts	0.00	6,193,174.70	0.00	6,193,174.70
9990401 Opening Balance - Deposits	7,024,723.00	0.00	7,024,723.00	0.00
9990400 Opening Balance - Deposits	7,024,723.00	0.00	7,024,723.00	0.00
9999998 Vote Control Account	0.00	1,511,815,010.05	0.00	1,511,815,010.05
9999999 Consolidated Fund	1,484,516,135.95	0.00	0.00	0.00
9999900	1,484,516,135.95	1,511,815,010.05	0.00	1,511,815,010.05
9990000 Opening Balance Reserves	1,491,540,858.95	1,527,663,004.35	7,024,723.00	1,527,663,004.35
Total	3,856,668,289.95	3,856,668,289.95	2,257,475,460.20	2,257,475,460.20

The Statement has been prepared, reviewed and approved by the following:

Prepared By: _____


Date: _____

Reviewed By: _____

Date: _____

Approved By: _____

Date: _____



REPUBLIC OF KENYA
BANK RECONCILIATION

From Date : 24-JUL-17 To : 10-JUL-18

REC-STATE DEPT FOR E.A INTEGRATION

Bank : Central Bank of Kenya , Branch : Haile Selassie , Account Number : 1000303123


Balance as per bank certificate	9,625.10
Less --	
1. Payment in Cash Book not yet recorded in Bank Statement (Unpresented Cheques)	109,450,230.45
2. Receipts in Bank Statement not yet recorded in Cash Book	124,733.10
Add --	
3. Payment in Bank Statement not yet recorded in Cash Book	209,137.95
4. Receipts in Cash Book not yet Recorded in Bank Statement	643,721,900.00
Bank Balance as per Cash Book	534,365,699.50

Reconciled by: Signature: Date:

Reviewed by : Signature: Date:

Approved by: Signature: Date:

5



REPUBLIC OF KENYA
BANK RECONCILIATION

From Date : 24-JUL-17 To : 10-JUL-18

DEP-STATE DEPT FOR E.A. INTEGRATION


Bank : Central Bank of Kenya , Branch : Haile Selassie , Account Number : 10003 03147

Balance as per bank certificate	6,406,778.00
Less --	
1. Payment in Cash Book not yet recorded in Bank Statement (Unpresented Cheques)	13,548,298.80
2. Receipts in Bank Statement not yet recorded in Cash Book	
Add --	
3. Payment in Bank Statement not yet recorded in Cash Book	1,165,073.80
4. Receipts in Cash Book not yet Recorded in Bank Statement	5,000,000.00
Bank Balance as per Cash Book	-976,447.00

Reconciled by: Signature: Date:

Reviewed by : Signature: Date:

Approved by: Signature: Date:





STATEMENT OF RECEIPTS AND PAYMENTS

Entity: 1183-State Department for East African Integration

Current Period: JUL-17 To JUN-18

Compare With: JUL-16 To JUN-17

	Note	Current Period	Previous Period
RECEIPTS			
Tax Receipts	1	0.00	0.00
Social Security Contribution	2	0.00	0.00
Proceeds from Domestic and Foreign Grants	3	7,755,094.00	20,323,312.00
Exchequer releases	4	1,514,070,071.00	1,487,060,000.00
Transfers from Other Government Entities	5	0.00	0.00
Proceeds from Domestic Borrowings	6	0.00	0.00
Proceeds from Foreign Borrowings	7	0.00	0.00
Proceeds from Sales of Assets	8	0.00	0.00
Reimbursements and Refunds	9	0.00	0.00
Returns of Equity Holdings	10	0.00	0.00
Other Receipts	11	0.00	0.00
TOTAL RECEIPTS		1,521,825,165.00	1,507,383,312.00
PAYMENTS			
Compensation of Employees	12	184,935,021.85	181,681,792.85
Use of goods and Services	13	265,907,369.65	318,678,474.10
Subsidies	14	0.00	0.00
Transfers to Other Government Units	15	87,045,771.00	21,829,744.00
Other Grants and Transfers	16	976,649,999.50	976,650,000.00
Social Security Benefits	17	3,840,804.00	0.00
Acquisition of Assets	18	2,947,825.00	5,999,437.00
Finance Costs, including Loan Interest	19	0.00	0.00
Repayment of Principal on Domestic and Foreign Borrowing	20	0.00	0.00
Other payments	21	0.00	0.00
TOTAL PAYMENTS		1,521,326,791.00	1,504,839,447.95
SURPLUS/DEFICIT		498,374.00	2,543,864.05

The Statement has been prepared, reviewed and approved by the following:

Prepared By: _____

Date: _____

Reviewed By: _____

Date: _____

Approved By: _____

Date: _____





Statement of Financial Position

Entity: 1183-State Department for East African Integration

Current Period: JUL-17 To JUN-18

Compare With: JUL-16 To JUN-17

	Note	Current Period Kshs	Previous Period Kshs
FINANCIAL ASSETS			
Cash and Cash Equivalents			
Bank Balances	22A	188,054,916.05	707,468,568.85
Cash Balances	22B	(56,519,305.60)	(687,882,630.70)
Total Cash And Cash Equivalents		131,535,610.45	19,585,938.15
Accounts Receivables - Outstanding Imprest and Clearence Accounts	23	15,575,941.30	(1,408,591.25)
TOTAL FINANCIAL ASSETS		147,111,551.75	18,177,346.90
Financial Liabilities			
Accounts Payables - Deposits	24	135,246,042.35	6,810,211.50
NET FINANCIAL ASSETS		11,865,509.40	11,367,135.40
REPRESENTED BY			
Fund Balance b/fwd	25	11,367,135.40	8,823,271.30
Prior Year Adjustment	26	0.00	0.00
Surplus/Deficit for the Year		498,374.00	2,543,864.05
NET FINANCIAL POSITION		11,865,509.40	11,367,135.35

The Statement has been prepared, reviewed and approved by the following:

Prepared By: _____


Date: _____

Reviewed By: _____

Date: _____

Approved By: _____

Date: _____





STATEMENT OF CASH FLOW

Entity: 1183-State Department for East African Integration
 Current Period: JUL-17 To JUN-18
 Compare With: JUL-16 To JUN-17

	Note	Current Period	Previous Period
		Kshs	Kshs
Receipts and operating income			
Tax Receipts	1	0.00	0.00
Social Security Contribution	2	0.00	0.00
Proceeds from Domestic and Foreign Grants	3	7,755,094.00	20,323,312.00
Exchequer releases	4	1,514,070,071.00	1,487,060,000.00
Transfers from Other Government Entities	5	0.00	0.00
Reimbursements and Refunds	9	0.00	0.00
Returns of Equity Holdings	10	0.00	0.00
Other Receipts	11	0.00	0.00
Payments for Operating Expenses			
Compensation of Employees	12	184,935,021.85	181,681,792.85
Use of goods and Services	13	265,907,369.65	318,678,474.10
Subsidies	14	0.00	0.00
Transfers to Other Government Units	15	87,045,771.00	21,829,744.00
Other Grants and Transfers	16	976,649,999.50	976,650,000.00
Social Security Benefits	17	3,840,804.00	0.00
Finance Costs, including Loan Interest	19	0.00	0.00
Other payments	21	0.00	0.00
Adjusted for :			
Adjustments during the year		111,451,298.30	7,387,254.45
Prior year adjustments		0.00	0.00
Net Cash From Operating Activities	A	114,897,497.30	15,930,555.50
Cash Flow From Investing Activities			
Proceeds from Sales of Assets	8	0.00	0.00
Acquisition of Assets	18	2,947,825.00	5,999,437.00
Net Cash Flow From Investing Activities	B	(2,947,825.00)	(5,999,437.00)
Cash Flow From Borrowing Activities			
Proceeds from Domestic Borrowings	6	0.00	0.00
Proceeds from Foreign Borrowings	7	0.00	0.00
Repayment of Principal on Domestic and Foreign Borrowing	20	0.00	0.00
Net Cash Flow From Financing Activities	C	0.00	0.00
NET INCREASE IN CASH AND CASH EQUIVALENT	A+B+C	111,949,672.30	9,931,118.50
Cash and Cash Equivalent at BEGINNING of The Year		19,585,938.15	9,654,819.60
Cash and Cash Equivalent at END of The Year	22A+22B	131,535,610.45	19,585,938.15

The Statement has been prepared, reviewed and approved by the following:

Prepared By: _____

Date: _____

Reviewed By: _____

Date: _____

Approved By: _____

Date: _____





NOTES TO THE FINANCIAL STATEMENTS

Entity: 1183-State Department for East African
Integration

Current Period: JUL-17 To JUN-18

Compare With: JUL-16 To JUN-17

1 Tax Receipts

Item Description	Item Code	Current Period	Previous Period
		Kshs	Kshs
Taxes on Income, Profits and Capital Gains	1110000	0.00	0.00
Taxes on Payroll and Workforce	1120000	0.00	0.00
Taxes on Property	1130000	0.00	0.00
Taxes on Goods and Services	1140000	0.00	0.00
Taxes on International Trade and Transactions	1150000	0.00	0.00
Other Taxes (not elsewhere classified)	1160000	0.00	0.00
TOTAL		0.00	0.00

2 Social Security Contribution

Item Description	Item Code	Current Period	Previous Period
		Kshs	Kshs
Health Insurance Contribution	1210100	0.00	0.00
NHIF Health Insurance Contributions	1210200	0.00	0.00
Contributions from Govt. Employees for Social & Welfare Schemes	1210300	0.00	0.00
TOTAL		0.00	0.00

3 Proceeds from Domestic and Foreign Grants

Item Description	Item Code	Current Period	Previous Period
		Kshs	Kshs
Grants from Foreign Governments	1310000	7,755,094.00	20,323,312.00
Grants from International Organisations	1320000	0.00	0.00
TOTAL		7,755,094.00	20,323,312.00

4 Exchequer releases

Item Description	Item Code	Current Period	Previous Period
		Kshs	Kshs
Exchequer Releases/ Provisioning Account	9910201	1,514,070,071.00	1,487,060,000.00
TOTAL		1,514,070,071.00	1,487,060,000.00

5 Transfers from Other Government Entities

Item Description	Item Code	Current Period	Previous Period
		Kshs	Kshs
Grants received by Central Govt from General Govt units	1330100	0.00	0.00
Grants Received from General Govt units by Local Authorities	1330200	0.00	0.00
Grants to Fund Accounts from Central Govt Budget	1330300	0.00	0.00
Grants to other General Govt units from General Govt units	1330400	0.00	0.00
TOTAL		0.00	0.00

6 Proceeds from Domestic Borrowings

Item Description	Item Code	Current Period	Previous Period
		Kshs	Kshs
Borrowing within General Government	5110100	0.00	0.00
Borrowing from Monetary Authorities (Central Bank)	5110200	0.00	0.00
Other Domestic Depository Corporations (Commercial Banks)	5110300	0.00	0.00
Borrowing from Other Domestic Financial Institutions	5110400	0.00	0.00
Borrowing from Other Domestic Creditors	5110500	0.00	0.00
TOTAL		0.00	0.00

7 Proceeds from Foreign Borrowings



Item Description	Item Code	Current Period	Previous Period
		Kshs	Kshs
Foreign Borrowings - Drawdowns through Exchequer	5120100	0.00	0.00
Foreign Borrowing-Direct Payments	5120200	0.00	0.00
Foreign Currency and Foreign Deposits	5120300	0.00	0.00
Other Foreign Accounts Payable	5120400	0.00	0.00
TOTAL		0.00	0.00

8 Proceeds from Sales of Assets

Item Description	Item Code	Current Period	Previous Period
		Kshs	Kshs
Receipts from the Sale of Buildings - Paid to Exchequer	3510100	0.00	0.00
Receipts from the Sale of Buildings	3510200	0.00	0.00
Receipts from sale of other st	3510300	0.00	0.00
Receipts from sale of other st	3510400	0.00	0.00
Receipts from the Sale of Vehicles and Transport Equipment - Paid to Exchequer	3510500	0.00	0.00
Receipts from the Sale of Vehicles and Transport Equipment	3510600	0.00	0.00
Receipts from the Sale of Plant Machinery and Equipment - Paid to Exchequer	3510700	0.00	0.00
Receipts from the Sale Plant Machinery and Equipment	3510800	0.00	0.00
Receipts from Sale of Certified Seeds and Breeding Stock - Paid to Exchequer	3510900	0.00	0.00
Receipts from Sale of Certified Seeds and Breeding Stock	3511000	0.00	0.00
Receipts from the Sale of Strategic Reserves Stocks	3520100	0.00	0.00
Receipts from the Sale of Other Inventories, Stocks, and Commodities	3520200	0.00	0.00
Receipts from the Sale of Inventories, Stocks and Commodities	3520300	0.00	0.00
Receipts from the Sale of Land	3540100	0.00	0.00
Receipts from the Sale of Other Naturally Occurring Non-Produced Assets	3540200	0.00	0.00
Receipts from the Sale of Intangible Non-Produced Assets	3540300	0.00	0.00
Receipts from the Sale of Non-Produced Assets Collected as AIA	3540400	0.00	0.00
Repayments from Loans to Government Agencies and Other Levels of Government	4510100	0.00	0.00
Loans to Non-Financial Public Enterprises	4510200	0.00	0.00
Loans to Financial Institutions	4510300	0.00	0.00
Repayments from Domestic Loans to Individuals and Households	4510400	0.00	0.00
Repayments from lending to Foreign Govts.	4520100	0.00	0.00
Repayments from lending to International Orgns.	4520200	0.00	0.00
Repayments from lending to Foreign Non - Financial Enterps. & Financial Instns.	4520300	0.00	0.00
Repayments from Other Foreign Lending	4520400	0.00	0.00
Sales and Disposals of Equity Holdings in Domestic Public Non - Financial Enterprises	4530100	0.00	0.00
Sales and Disposals of Equity Holdings in Domestic Public Financial Institutions	4530200	0.00	0.00
Sales and Disposals of Other Equity Holdings	4530300	0.00	0.00
Sales and Disposals of Equity Holdings in Foreign Financial Instns. and Domestic Financial Instns. operating abroad	4530400	0.00	0.00
Sales and Disposals of Equity Holdings in Foreign Enterps. Financial Instns. and Domestic Financial Instns. operating abroad	4530500	0.00	0.00
Redemption/ Disposal of Other Financial Assets	4530600	0.00	0.00
Refund of Bonds paid as Deposits for Guarantees	4530700	0.00	0.00
TOTAL		0.00	0.00

9 Reimbursements and Refunds

Item Description	Item Code	Current Period	Previous Period
		Kshs	Kshs
Refund from World Food Programme (WFP)	4540101	0.00	0.00
Reimbursement of Audit Fees	4540102	0.00	0.00
Reimbursement on Messing Charges (UNICEF)	4540103	0.00	0.00
Reimbursement from World Bank - ECD	4540104	0.00	0.00
Reimbursement from Individuals and Private Organizations	4540105	0.00	0.00




Item Description	Item Code	Current Period	Previous Period
Reimbursement from Local Government Authorities	4540106	0.00	0.00
Reimbursement from Statutory Organizations	4540107	0.00	0.00
Reimbursement within Central Government	4540108	0.00	0.00
Reimbursement Using Bonds	4540109	0.00	0.00
Reimbursements and Refunds - Other (Budget)	4540199	0.00	0.00
TOTAL		0.00	0.00

10 Returns of Equity Holdings

Item Description	Item Code	Current Period	Previous Period
		Kshs	Kshs
Returns of Equity Holdings	4550000	0.00	0.00
Returns of Equity Holdings	4610000	0.00	0.00
TOTAL		0.00	0.00

11 Other Receipts

Item Description	Item Code	Current Period	Previous Period
		Kshs	Kshs
Interest Received	1410100	0.00	0.00
Profits and Dividends	1410200	0.00	0.00
Withdrawals from Income of Quasi-corporations	1410300	0.00	0.00
Rents on land, houses and buildings	1410400	0.00	0.00
Other Property Income collected as AIA	1410500	0.00	0.00
	1415000	0.00	0.00
Sales of Market Establishment	1420100	0.00	0.00
Administrative Fees and Charges	1420200	0.00	0.00
Administrative Fees and Charges collected as AIA	1420300	0.00	0.00
Incidental Sales by Non-Market Establishments	1420400	0.00	0.00
Incidental Sales by Non-Market Establishments Collected as AIA	1420500	0.00	0.00
Receipts from Sale of Incidental Goods	1420600	0.00	0.00
Fines, Penalties, Forfeitures and other Charges	1430100	0.00	0.00
Current Grants from International NGOs paid through Exchequer	1440100	0.00	0.00
Capital Grants from International NGOs paid through Exchequer	1440200	0.00	0.00
Current Grants from International NGOs collected as AIA	1440300	0.00	0.00
Capital Grants from International NGOs collected as AIA	1440400	0.00	0.00
Other Voluntary Transfers for Current purposes	1440500	0.00	0.00
Other Voluntary Transfers for Capital purposes	1440600	0.00	0.00
Paid to Exchequer	1450100	0.00	0.00
Receipts Not Classified Elsewhere	1450200	0.00	0.00
	1510200	0.00	0.00
	1510300	0.00	0.00
	1520100	0.00	0.00
Business Permits	1520200	0.00	0.00
Cesses	1520300	0.00	0.00
Poll Rates	1520400	0.00	0.00
Plot Rents	1520500	0.00	0.00
Other Local Levies	1520600	0.00	0.00
Administrative Services Fees	1530100	0.00	0.00
Various Fees	1530200	0.00	0.00
Council'S Natural Resources Exploitation	1530300	0.00	0.00
Sales Of Council Assets	1530400	0.00	0.00
Lease / Rental Of Council'S Infrastructure Assets	1530500	0.00	0.00
Other Miscellaneous Revenues	1530600	0.00	0.00
Other Miscellaneous Revenues	1540100	0.00	0.00
Insurance Claims Recovery	1540200	0.00	0.00
Medium Term Loans (1-3 Yr Repayment)	1540300	0.00	0.00
Long Term Loans (Over 3 Yr Rpayment)	1540400	0.00	0.00
Transfers From Reserve Funds	1540500	0.00	0.00
Donations	1540600	0.00	0.00
Fund Raising Events	1540700	0.00	0.00
Other Revenues From Financial Assets Loan	1540800	0.00	0.00
	1541000	0.00	0.00
Market/Trade Centre Fee	1550100	0.00	0.00
Vehicle Parking Fees	1550200	0.00	0.00
Housing	1560100	0.00	0.00
Social Premises Use Charges	1560200	0.00	0.00
School Fees	1570100	0.00	0.00
Other Education-Related Fees	1570200	0.00	0.00
Other Education Revenues	1570300	0.00	0.00
Public Health Services	1580100	0.00	0.00



Item Description	Item Code	Current Period	Previous Period
Public Health Facilities Operations	1580200	0.00	0.00
Environment & Conservancy Administration	1580300	0.00	0.00
Slaughter Houses Administration	1580400	0.00	0.00
Water Supply Administration	1580500	0.00	0.00
Sewerage Administration	1580600	0.00	0.00
Other Health & Sanitation Revenues	1580700	0.00	0.00
Technical Services Fees	1590100	0.00	0.00
External Services Fees	1590200	0.00	0.00
	1930100	0.00	0.00
System Required Revenue A/cs	1990100	0.00	0.00
TOTAL		0.00	0.00

12 Compensation of Employees

Item Description	Item Code	Current Period	Previous Period
		Kshs	Kshs
Basic Salaries - Permanent Employees	2110100	133,822,569.10	112,053,209.90
Basic Wages - Temporary Employees	2110200	0.00	0.00
Personal Allowances paid as part of Salary	2110300	51,112,452.75	67,329,457.95
Personal Allowances paid as Reimbursements	2110400	0.00	2,299,125.00
Personal Allowances provided in Kind	2110500	0.00	0.00
Employer Contributions to Compulsory National Social Security Schemes	2120100	0.00	0.00
Employer Contributions to Compulsory Health Insurance Schemes	2120200	0.00	0.00
USE OF GOODS AND SERVICES	2120300	0.00	0.00
TOTAL		184,935,021.85	181,681,792.85

13 Use of goods and Services

Item Description	Item Code	Current Period	Previous Period
		Kshs	Kshs
Utilities, Supplies and Services	2210100	0.00	0.00
Communication, Supplies and Services	2210200	5,869,928.10	11,526,136.35
Domestic Travel and Subsistence, and Other Transportation Costs	2210300	41,369,922.00	28,713,868.00
Foreign Travel and Subsistence, and other transportation costs	2210400	96,694,284.00	118,896,754.70
Printing, Advertising and Information Supplies and Services	2210500	4,631,915.00	22,358,270.00
Rentals of Produced Assets	2210600	45,746,267.30	43,859,362.00
Training Expenses	2210700	6,777,089.40	20,422,250.10
Hospitality Supplies and Servi	2210800	34,525,995.00	44,008,934.25
Insurance Costs	2210900	0.00	0.00
Specialised Materials and Supp	2211000	1,469,045.00	2,325,518.00
Office and General Supplies and Services	2211100	6,434,098.00	5,813,352.00
Fuel Oil and Lubricants	2211200	6,449,767.50	6,442,782.80
Other Operating Expenses	2211300	7,290,625.00	8,106,220.00
Routine Maintenance - Vehicles	2220100	6,444,724.35	4,207,652.90
Routine Maintenance - Other Assets	2220200	2,203,709.00	1,997,373.00
Exchange Rate Losses	2230100	0.00	0.00
TOTAL		265,907,369.65	318,678,474.10

14 Subsidies

Item Description	Item Code	Current Period	Previous Period
		Kshs	Kshs
Subsidies to Public Corporations	2510000	0.00	0.00
Subsidies to Private Enterprises	2520000	0.00	0.00
TOTAL		0.00	0.00

15 Transfers to Other Government Units

Item Description	Item Code	Current Period	Previous Period
		Kshs	Kshs
Current Grants to Government Agencies and other Levels of Government	2630100	23,045,771.00	21,829,744.00
Capital Grants to Government Agencies and other Levels of Government	2630200	0.00	0.00
Other Current Transfers, Grants and Subsidies	2640400	0.00	0.00
Other Capital Grants and Trans	2640500	64,000,000.00	0.00
TOTAL		87,045,771.00	21,829,744.00

16 Other Grants and Transfers



Item Description	Item Code	Current Period	Previous Period
		Kshs	Kshs
Grants and Transfers to Foreign Governments	2610100	0.00	0.00
Membership Fees and Dues and Subscriptions to International Organizations	2620100	894,092,699.50	894,092,700.00
Membership Fees and Dues and Subscriptions to International Organizations (Continued)	2620200	82,557,300.00	82,557,300.00
Scholarships and other Educational Benefits	2640100	0.00	0.00
Emergency Relief and Refugee Assistance	2640200	0.00	0.00
Grants to Small Businesses, Cooperatives, and Self Employed	2640300	0.00	0.00
	2649900	0.00	0.00
TOTAL		976,649,999.50	976,650,000.00

17 Social Security Benefits

Item Description	Item Code	Current Period	Previous Period
		Kshs	Kshs
Government Pension and Retirement Benefits	2710100	3,840,804.00	0.00
Social Security Benefits	2710200	0.00	0.00
Employer Social Benefits	2710300	0.00	0.00
Refund of Pension to UK Government	2720100	0.00	0.00
	2720200	0.00	0.00
TOTAL		3,840,804.00	0.00


18 Acquisition of Assets

Item Description	Item Code	Current Period	Previous Period
		Kshs	Kshs
Purchase of Buildings	3110100	0.00	0.00
Construction of Building	3110200	0.00	0.00
Refurbishment of Buildings	3110300	0.00	0.00
Construction of Roads	3110400	0.00	0.00
Construction and Civil Works	3110500	0.00	0.00
Overhaul and Refurbishment of Construction and Civil Works	3110600	0.00	0.00
Purchase of Vehicles and Other Transport Equipment	3110700	0.00	0.00
Overhaul of Vehicles and Other Transport Equipment	3110800	238,200.00	1,994,446.00
Purchase of Household Furniture and Institutional Equipment	3110900	0.00	0.00
Purchase of Office Furniture and General Equipment	3111000	357,000.00	1,937,370.00
Purchase of Specialised Plant, Equipment and Machinery	3111100	0.00	39,050.00
Rehabilitation and Renovation of Plant, Machinery and Equipment	3111200	0.00	28,571.00
Purchase of Certified Seeds, Breeding Stock and Live Animals	3111300	0.00	0.00
Research, Feasibility Studies, Project Preparation and Design, Project Supervision	3111400	2,352,625.00	2,000,000.00
Rehabilitation of Civil Works	3111500	0.00	0.00
Purchase of Specialised Plant	3112200	0.00	0.00
Acquisition of Strategic Stocks	3120100	0.00	0.00
Acquisition of Other Inventori	3120200	0.00	0.00
Acquisition of Land	3130100	0.00	0.00
Acquisition of Other Intangible Assets	3130200	0.00	0.00
Domestic Lending and On-lending	4110000	0.00	0.00
Domestic Equity Participation	4120000	0.00	0.00
Other Domestic Accounts Receivable	4130000	0.00	0.00
Foreign Lending and On- Lending	4140000	0.00	0.00
Foreign Equity Participation	4150000	0.00	0.00
Other Foreign Accounts Receivable	4160000	0.00	0.00
TOTAL		2,947,825.00	5,999,437.00

19 Finance Costs, including Loan Interest

Item Description	Item Code	Current Period	Previous Period
		Kshs	Kshs
Interest Payments on Foreign Borrowing	2410100	0.00	0.00
Interest Payments on Guaranteed Debt	2410200	0.00	0.00
Interest on Domestic Borrowing	2420000	0.00	0.00
Interest on Borrowing From Other Government Units	2430000	0.00	0.00
TOTAL		0.00	0.00

20 Repayment of Principal on Domestic and Foreign Borrowing



Item Description	Item Code	Current Period	Previous Period
		Kshs	Kshs
Repayments on Borrowings from General Government	5510100	0.00	0.00
Repayments on Borrowings from Monetary Authorities (Central Bank)	5510200	0.00	0.00
Repayments on Borrowings from Other Domestic Depository Corporations (Commercial Banks)	5510300	0.00	0.00
Repayments on Borrowings from Other Domestic Financial Institutions	5510400	0.00	0.00
Repayments on Borrowings from Other Domestic Creditors	5510500	0.00	0.00
Principal Repayments on Foreign Borrowing	5510600	0.00	0.00
Principal Repayments on Guaranteed Debt Taken over by Government	5520000	0.00	0.00
Principal Repayments on Guaranteed Domestic Debt Taken over by Government	5520100	0.00	0.00
Principal Repayments on Guaranteed Foreign Debt Taken over by Government	5520200	0.00	0.00
Repayments on Borrowings from Other Domestic Creditors	5610000	0.00	0.00
Repayments on Borrowings from Other Domestic Creditors - Private Enterprises	5610500	0.00	0.00
	5620000	0.00	0.00
Repayments on Borrowings from Other Domestic Creditors - Public Enterprises	5620100	0.00	0.00
TOTAL		0.00	0.00

21 Other payments

Item Description	Item Code	Current Period	Previous Period
		Kshs	Kshs
Budget Reserves	2810100	0.00	0.00
Civil Contingency Reserves	2810200	0.00	0.00
Capital Transfer to Non Financial Public Enterprises	2820100	0.00	0.00
Capital Transfer to Public Financial Institutions and Enterprises	2820200	0.00	0.00
Capital Transfer to Private Non-Financial Enterprises	2820300	0.00	0.00
System Required Expenses	2990100	0.00	0.00
	2999900	0.00	0.00
TOTAL		0.00	0.00

22A Bank Balances


Item Description	Item Code	Current Period	Previous Period
		Kshs	Kshs
Special Accounts	6510000	0.00	0.00
Treasury Bank Accounts (Exchequer and CRF Accounts)	6520000	0.00	0.00
Recurrent Bank Accounts	6530000	166,574,444.20	697,178,062.55
Development Bank Accounts	6540000	0.00	0.00
Deposit Bank Account	6550000	21,480,471.85	10,290,506.30
Project Specific Bank Accounts	6570000	0.00	0.00
Foreign Currency and Foreign D	6590101	0.00	0.00
TOTAL		188,054,916.05	707,468,568.85

22B Cash Balances

Item Description	Item Code	Current Period	Previous Period
		Kshs	Kshs
Cash in Hand	6580000	56,519,305.60	687,882,630.70
Foreign Currency and Foreign D	6590201	0.00	0.00
TOTAL		56,519,305.60	687,882,630.70

23 Accounts Receivables - Outstanding Imprest and Clearance Accounts

Item Description	Item Code	Current Period	Previous Period
		Kshs	Kshs
Domestic Debtors & Advances	6710000	83,689.00	0.00
Debtors & Advances - Govt Owne	6720000	0.00	0.00
Foreign Debtors & Advances	6730000	0.00	0.00
Other Debtors & Pre-payments	6740000	1,100,520.40	188,950.75
Government Imprests	6760000	14,391,731.90	1,219,640.50
Agency Accounts	6770000	0.00	0.00
Suspense & Clearance Account	6780000	0.00	0.00
Other Current Assets (System r	6790000	0.00	0.00



Item Description	Item Code	Current Period	Previous Period
		Kshs	Kshs
TOTAL		15,575,941.30	1,408,591.25

24. ACCOUNTS PAYABLE

Item Description	Item code	Current Period	Previous Period
		Kshs	Kshs
Other Liabilities	7320000	(452,929.15)	87,373.95
Deposits	7310000	7,164,855.30	10,665,521.30
Withholding Taxes	7380000	1,475,748.85	18,055.85
System Required Liabilities A/cs	7390000	127,058,367.35	(3,960,739.60)
TOTAL		135,246,042.35	6,810,211.50

25. FUND BALANCES BROUGHT FORWARD

Item Description	Item Code	Current Period	Previous Period
		Kshs	Kshs
Opening Balance Bank	22A	707,468,568.85	9,211,265.95
Opening Balance Cash	22B	(687,882,630.70)	443,553.65
Opening Balance Receivables - Imprest and Clearance Accounts	23	(1,408,591.25)	6,193,174.70
Opening Balance - Deposits	24	(6,810,211.50)	(7,024,723.00)
TOTAL		11,367,135.40	8,823,271.30

26. PRIOR YEAR ADJUSTMENTS

Item Description	Item Code	Current Period	Previous Period
		Kshs	Kshs
County Transfers	9910300	0.00	0.00
Exchequer Provisions	9910200	0.00	0.00
TOTAL		0.00	0.00






Statement of Budget Execution - Recurrent Expenditure

Entity: 1183-State Department for East African Integration

Current Period: JUL-17 To JUN-18

Note	Printed Estimate	Reallocation / Transfer	Supplementary Estimates	Final Approved Estimate (Net)	Actual	Budget Utilization Differences	% of Utilization
	a	b	c	D=a+b+c	e	f=d-e	g=e/d%
RECEIPTS							
1	0.00	0.00	0.00	0.00	0.00	0.00	0.00%
2	0.00	0.00	0.00	0.00	0.00	0.00	0.00%
3	0.00	0.00	0.00	0.00	0.00	0.00	0.00%
4	0.00	0.00	0.00	0.00	1,514,070,071.00	(1,514,070,071.00)	0.00%
5	0.00	0.00	0.00	0.00	0.00	0.00	0.00%
6	0.00	0.00	0.00	0.00	0.00	0.00	0.00%
7	0.00	0.00	0.00	0.00	0.00	0.00	0.00%
8	0.00	0.00	0.00	0.00	0.00	0.00	0.00%
9	0.00	0.00	0.00	0.00	0.00	0.00	0.00%
10	0.00	0.00	0.00	0.00	0.00	0.00	0.00%
11	0.00	0.00	0.00	0.00	0.00	0.00	0.00%
Total	0.00	0.00	0.00	0.00	1,514,070,071.00	(1,514,070,071.00)	0.00%
PAYMENTS							
12	144,000,000.00	0.00	72,200,000.00	216,200,000.00	184,935,021.85	31,264,978.15	85.54%
13	258,776,403.75	0.00	21,514,582.25	280,290,986.00	260,504,900.65	19,786,085.35	92.94%
14	0.00	0.00	0.00	0.00	0.00	0.00	0.00%
15	19,012,500.00	0.00	72,337,500.00	91,350,000.00	87,045,771.00	4,304,229.00	95.29%
16	732,487,500.00	0.00	276,162,500.00	1,008,650,000.00	976,649,999.50	32,000,000.50	96.83%
17	4,050,000.00	0.00	(150,000.00)	3,900,000.00	3,840,804.00	59,196.00	98.48%
18	4,923,596.25	0.00	43,439,976.75	48,363,573.00	595,200.00	47,768,373.00	1.23%
19	0.00	0.00	0.00	0.00	0.00	0.00	0.00%
20	0.00	0.00	0.00	0.00	0.00	0.00	0.00%
21	0.00	0.00	0.00	0.00	0.00	0.00	0.00%
Total	1,163,250,000.00	0.00	485,504,559.00	1,648,754,559.00	1,513,571,697.00	(350,321,697.00)	130.12%





Statement of Budget Execution - Recurrent Expenditure

Entity: 1183-State Department for East African Integration

Current Period: JUL-17 To JUN-18

The Statement has been prepared, reviewed and approved by the following:

Prepared By: _____

Date: _____

Reviewed By: _____

Date: _____

Approved By: _____

Date: _____






Statement of Budget Execution - Development Expenditure

Entity: 1183-State Department for East African Integration

Current Period: JUL-17 To JUN-18

Note	Printed Estimate	Reallocation / Transfer	Supplementary Estimates	Final Approved Estimate (Net)	Actual	Budget Utilization Differences	% of Utilization
	a	b	c	D=a+b+c	e	f=d-e	g=e/d%
RECEIPTS							
1	0.00	0.00	0.00	0.00	0.00	0.00	0.00%
2	0.00	0.00	0.00	0.00	0.00	0.00	0.00%
3	32,500,000.00	0.00	32,500,000.00	65,000,000.00	7,755,094.00	57,244,906.00	11.93%
4	0.00	0.00	0.00	0.00	0.00	0.00	0.00%
5	0.00	0.00	0.00	0.00	0.00	0.00	0.00%
6	0.00	0.00	0.00	0.00	0.00	0.00	0.00%
7	0.00	0.00	0.00	0.00	0.00	0.00	0.00%
8	0.00	0.00	0.00	0.00	0.00	0.00	0.00%
9	0.00	0.00	0.00	0.00	0.00	0.00	0.00%
10	0.00	0.00	0.00	0.00	0.00	0.00	0.00%
11	0.00	0.00	0.00	0.00	0.00	0.00	0.00%
Total	32,500,000.00	0.00	32,500,000.00	65,000,000.00	7,755,094.00	24,744,906.00	23.86%
PAYMENTS							
12	0.00	0.00	0.00	0.00	0.00	0.00	0.00%
13	26,500,000.00	0.00	26,500,000.00	53,000,000.00	5,402,469.00	47,597,531.00	10.19%
14	0.00	0.00	0.00	0.00	0.00	0.00	0.00%
15	0.00	0.00	0.00	0.00	0.00	0.00	0.00%
16	0.00	0.00	0.00	0.00	0.00	0.00	0.00%
17	0.00	0.00	0.00	0.00	0.00	0.00	0.00%
18	6,000,000.00	0.00	6,000,000.00	12,000,000.00	2,352,625.00	9,647,375.00	19.61%
19	0.00	0.00	0.00	0.00	0.00	0.00	0.00%
20	0.00	0.00	0.00	0.00	0.00	0.00	0.00%
21	0.00	0.00	0.00	0.00	0.00	0.00	0.00%
Total	32,500,000.00	0.00	32,500,000.00	65,000,000.00	7,755,094.00	24,744,906.00	23.86%





Statement of Budget Execution - Development Expenditure

Entity: 1183-State Department for East African Integration

Current Period: JUL-17 To JUN-18

The Statement has been prepared, reviewed and approved by the following:

Prepared By: _____


Date: _____

Reviewed By: _____

Date: _____

Approved By: _____

Date: _____







Budget Execution by Programme and Economic Classification

Entity: 1183-State Department for East African Integration

Period: JUL-17 To JUN-18

Program	Item	Description	Approved Budget	Actual Payments	Variance
0305000000		East African Affairs and Regional Integration	1,713,754,559.00	1,521,326,791.00	192,427,768.00
	2110000	Wages and Salary Contributions	216,200,000.00	184,935,021.85	31,264,978.15
	2210000	Goods and Services	321,795,327.00	257,258,936.30	64,536,390.70
	2220000	Routine Maintenance	11,495,659.00	8,648,433.35	2,847,225.65
	2620000	Grants and Other Transfers to International Organizations	1,008,650,000.00	976,649,999.50	32,000,000.50
	2630000	Grants & Transfer To Other Govt. Units	27,350,000.00	23,045,771.00	4,304,229.00
	2640000	Other Transfers and Emergency Relief	64,000,000.00	64,000,000.00	0.00
	2710000	Social Security Benefits	3,900,000.00	3,840,804.00	59,196.00
	3110000	Acquisition of Fixed Capital Assets	60,363,573.00	2,947,825.00	57,415,748.00
		Grand Total	1,713,754,559.00	1,521,326,791.00	192,427,768.00

The Statement has been prepared, reviewed and approved by the following:

Prepared By: _____

Date: _____

Reviewed By: _____

Date: _____

Approved By: _____

Date: _____



**Budget Execution by Heads and Programmes**

Entity: 1183-State Department for East African Integration

Period: JUL-17 To JUN-18

Head	Program	Description	Approved Budget	Actual Payments	Variance
1183000100		Headquarters Administrative Services	298,300,047.00	220,449,696.95	77,850,350.05
	0305000000	East African Affairs and Regional Integration	298,300,047.00	220,449,696.95	77,850,350.05
1183000200		Regional Integrational Centres	8,613,141.00	6,429,256.55	2,183,884.45
	0305000000	East African Affairs and Regional Integration	8,613,141.00	6,429,256.55	2,183,884.45
1183000300		National Publicity and Advocacy for EAC Regional Integration	8,396,435.00	8,227,521.50	168,913.50
	0305000000	East African Affairs and Regional Integration	8,396,435.00	8,227,521.50	168,913.50
1183000400		Research/Reference Documentation Centre	3,039,090.00	2,807,678.75	231,411.25
	0305000000	East African Affairs and Regional Integration	3,039,090.00	2,807,678.75	231,411.25
1183000500		Information Communication & Technology Unit	8,572,245.00	6,401,183.25	2,171,061.75
	0305000000	East African Affairs and Regional Integration	8,572,245.00	6,401,183.25	2,171,061.75
1183000600		Central Planning and Monitoring Unit	9,702,497.00	8,752,078.20	950,418.80
	0305000000	East African Affairs and Regional Integration	9,702,497.00	8,752,078.20	950,418.80
1183000700		East African Community	1,048,070,340.00	1,011,345,597.55	36,724,742.45
	0305000000	East African Affairs and Regional Integration	1,048,070,340.00	1,011,345,597.55	36,724,742.45
1183000900			39,194,696.00	36,891,458.65	2,303,237.35
	0305000000	East African Affairs and Regional Integration	39,194,696.00	36,891,458.65	2,303,237.35
1183001000			42,728,436.00	42,743,900.55	(15,464.55)
	0305000000	East African Affairs and Regional Integration	42,728,436.00	42,743,900.55	(15,464.55)
1183001100			33,664,553.00	32,210,715.75	1,453,837.25
	0305000000	East African Affairs and Regional Integration	33,664,553.00	32,210,715.75	1,453,837.25
1183001200			35,020,941.00	32,750,567.75	2,270,373.25
	0305000000	East African Affairs and Regional Integration	35,020,941.00	32,750,567.75	2,270,373.25
1183001300			91,350,000.00	87,045,771.00	4,304,229.00
	0305000000	East African Affairs and Regional Integration	91,350,000.00	87,045,771.00	4,304,229.00
1183001400			22,102,138.00	17,516,270.55	4,585,867.45
	0305000000	East African Affairs and Regional Integration	22,102,138.00	17,516,270.55	4,585,867.45
1183100100		Trade Mark East Africa Programme	65,000,000.00	7,755,094.00	57,244,906.00
	0305000000	East African Affairs and Regional Integration	65,000,000.00	7,755,094.00	57,244,906.00
Grand Total			1,713,754,559.00	1,521,326,791.00	192,427,768.00

The Statement has been prepared, reviewed and approved by the following:

Prepared By: _____

Date: _____

Reviewed By: _____

Date: _____

Approved By: _____

Date: _____



**Budget Execution By Programmes and Sub-Programmes**

Entity: 1183-State Department for East African Integration

Period: JUL-17 To JUN-18

Program	Sub Program	Description	Approved Budget	Actual Payments	Variance
0305000000		East African Affairs and Regional Integration	1,713,754,559.00	1,521,326,791.00	192,427,768.00
	0305010000	East African Customs Union	648,625,550.00	620,549,028.70	28,076,521.30
	0305020000	East African Common Market	979,156,545.00	872,547,329.30	106,609,215.70
	0305030000	EAC Monetary Union	85,972,464.00	28,230,433.00	57,742,031.00
		Grand Total	1,713,754,559.00	1,521,326,791.00	192,427,768.00

The Statement has been prepared, reviewed and approved by the following:

Prepared By: _____

Date: _____

Reviewed By: _____

Date: _____

Approved By: _____

Date: _____

