


REPUBLIC OF KENYA



Enhancing Accountability

REPORT

 THE NATIONAL ASSEMBLY PAPERS LAID	
DATE: 18 JUN 2025	DAY: <i>Wednesday</i>
TABLED BY: <i>Hon. Oren Baya, MP Deputy Majority Leader</i>	
CLERK-AT-THE-TABLE:	<i>Lorraine</i>

PARLIAMENT
OF KENYA
LIBRARY

OF

THE AUDITOR-GENERAL

ON

KISUMU GIRLS HIGH SCHOOL

**FOR THE YEAR ENDED
30 JUNE, 2024**

KISUMU COUNTY



Revised 30th June 2024.



12 MAY 2025



KISUMU GIRLS HIGH SCHOOL
ANNUAL REPORT AND FINANCIAL STATEMENTS
FOR THE FINANCIAL YEAR ENDED
30TH JUNE 2024

**Prepared in accordance with the Cash Basis of Accounting Method under the International
Public Sector Accounting Standards (IPSAS)**

(Leave this page blank)

Table of Contents

Page

1. Acronyms and Glossary of Terms	ii
2. Key School Information And Management.....	iii
3. Summary Report of Performance of The School	vii
4. Statement of School Management Responsibility.....	xii
5. Report Of The Independent Auditors On The Annual Financial Statements Of Kisumu Girls High School Of The Year Ending 30 June 2024.....	xiv
6. Statement Of Receipts and Payments For the Year Ended 30 th June 2024.....	1
7. Statement of Assets and Liabilities As At 30 th June 2024.....	2
8. Statement of Cash Flows for the Year Ended 30 th June 2024.....	3
9. Statement Of Budgeted Versus Actual Amounts for The Year Ended 30 th June 2024	5
10. Significant Accounting Policies.....	10
11. Notes To The Financial Statements	12
12. Annexes	22

KISUMU GIRLS HIGH SCHOOL
Annual Report and Financial Statements For the year ended 30th June 2024

1. Acronyms and Glossary of Terms

BOM	Board of Management
CEB	County Education Board
IPSAS	International Public Sector Accounting Standards
KCSE	Kenya Certificate of Secondary Education
PFM	Public Finance Management
PSASB	Public Sector Accounting Standards Board
FY	Financial Year
FDSE	Free Day Secondary Education

2. Key School Information And Management**(a) Background information**

The school is domiciled in Kenya and its operations are governed under the Basic Education Act, 2013. It is located in Kisumu County, Kisumu Central Sub-County

The school was reregistered on 20/04/2023 under registration number 42/S/3000/1637 and is currently categorized as a National public school established, owned or operated by the Government.

The school is a boarding school and had 1630 number of students as at 30th June 2024. It has seven streams in forms two to four and eight streams in form one and 69 teachers of which 5 teachers are employed by the School Board of Management.

(b) School Board of Management - Board Members

The School Board of Management established under Section 55 of the Basic Education Act, 2013; is composed of the following members:

Ref:	Name of Board Member	Designation	Date of appointment
1	MRS GRACE JOWI JOBITA	Chairman	17th May 2022
2	MRS EVA ODHIAMBO	Secretary- Principal	1st January 2024
3	MRS JANE IKUTWA	Member	17th May 2022
4	MRS VIOLET ANGUTWA	Member	17th May 2022
5	DR JOSEPH NYAKINDA	Member	17th May 2022
6	DR CENAN OJUNGA	Member	17th May 2022
7	MR AUSTINE KAPERRE	Member	17th May 2022
8	DR BRENDA BARASA MAKOKHA	Member	17th May 2022
9	MRS NGOME PRISCA	Member Rep Teachers	17th May 2022
10	MR GEORGE OYENGO	Members	17th May 2022
11	MS ANJELICA OUYA	Member	17th May 2022
12	MR ANTONY EKAJUL	Member	17th May 2022
13	PRO BITOK JACOB	Member	17th May 2022
14	MR GEORGE KOPALLA	Member	17th May 2022
15	MRS RUTH MISAVA	Member	17th May 2022
16	MRS NANCY OKOTH OKOTH	Member	17th May 2022

KISUMU GIRLS HIGH SCHOOL**Annual Report and Financial Statements For the year ended 30th June 2024****Key School Information and Management (Continued)****The function of the School Board of Management include:**

- Promote the best interests of the School and ensure its development.
- Promote quality education for all pupils in accordance with the standards set under the Basic Education Act, 2013
- Ensure and assure the provision of proper and adequate facilities for the School
- Manage the School's affairs in accordance with the rules and regulations governing occupational safety and health.
- Advise the County Education Board on the staffing needs of the School.
- Determine cases of pupils' discipline and make reports to the CEB
- Prepare comprehensive termly report on all areas of its mandate and submit the report to CEB
- Administer and manage the resources of the School
- Receive, collect and account for any funds accruing to the institution in accordance with Article 226 (1) (a) of the Constitution of Kenya, Section 81 of the Public Finance Management Act, 2012 and the Fourth Schedule paragraph 21 and 23 of the Basic Education Act, 2013.

(c) Committees of the Board

Ref:	Name of Committee	Names of Members	Designation	Number of meetings attended during the year
1	Executive Committee	Mrs Jobita Chairman Mr Kidera, Mr Oyengo Mr Kapere, Dr Nyakinda Mrs Odhiambo		Five of Five
2	Audit Committee	Mrs Jobita , Mr Kidera, Mr Kopala Mrs Angutwa, Dr Barasa Mrs Odhiambo	Chairman	One of Three
3	Finance, procurement and general purposes Committee	Mrs Jobita Mr Kidera Mr Ekajul, Mr, Mr Oyengo Pro. Bitok, Mr Kapere Mrs Odhiambo	Chairman	One of Three
4	Academic Committee	Dr Nyakinda Mrs Jobita, Mr Ekajul Mrs Misava Mr Kidera Ms A Ouya, Pro Bitok Mrs Odhiambo	Chairman	Two of Three
5	School Infrastructure /Development Committee	Mrs Madete Gladys Mrs Jobita, Mr Ekajul Mrs Misava Mr Kidera Mr Kapere, Mrs Odhiambo	Chairman	Six of Seven

KISUMU GIRLS HIGH SCHOOL**Annual Report and Financial Statements For the year ended 30th June 2024**

6	Discipline and welfare Committee	Mrs Jane Ikutwa Mrs Jobita , Mr Kapere Ms A Ouya, Mr Kidera Mrs Odhiambo	Chairman	Four of Five
7	Inspection and acceptance	Anneclerus Atamba, Rose Odhiambo, Alex Juma, Abubakar Rai	Chairman	Three of three
8	Evaluation committee	Rose Odhiambo, F Okode, C Asembo Salome Ouma, E Ochuka	Chairman	Two of Three

(d) School operation Management

For the financial year ended 30th June 2024 the school day-to-day management was under the following persons:

Ref:	Designation	Name	TSC Number
1	Principal	MRS EVA ODHIAMBO	335784
2	Deputy Principal	MRS JEMIMAH ABOK	315782
3	Deputy Principal	MRS DORCAS T. ONDITI	349130
4	School Bursar	SHEM ONYANGO	ID NO 10265952

(e) Schools contacts

Post Office Box: 811-40100 KISUMU
Telephone: 0716520288
E-mail: kisumug@yahoo.com

(f) School Bankers

The following school operated 9 numbers of bank accounts in the following banks: (Ensure all accounts including CDF accounts are included)

- Name of Bank: NATIONAL BANK OF KENYA
Branch: KISUMU
Account Numbers: 01021023534100 ,- SCHOOL FUND
01025025783700 ,- OPERATION
01025025600900 - TUITION AND
01242024889100 - INCOME GENERATING ACTIVITY

KISUMU GIRLS HIGH SCHOOL

Annual Report and Financial Statements For the year ended 30th June 2024

2. Name of Bank: KENYA COMMERCIAL BANK
Branch: KISUMU
Account Number: 1107740649, - GRATUITY SAVINGS
1107931673 , - SAVINGS AND
1259382214 - MAINTEN AND IMPROVEMENT
3. Name of Bank: COOPERATIVE BANK OF KENYA
Branch: KISUMU
Account Number: 01100613056200 - SAVINGS
4. Name of Bank: EQUITY BANK LIMITED
Branch: KISUMU - OGINGA ODINGA
Account Number: 0290293043077 - C D FUND

(g) Independent Auditors

Office of the Auditor General
Anniversary Towers, University Way
P.O. Box 30084
GPO 00100
Nairobi, Kenya

3. Summary Report of Performance of The School

The following is a summary report of the performance of the school against the set performance evaluation criteria:

a) Financial performance:**Capitation grant from the ministry of education over the last three years**

Note	Detail	FY2023-2024	FY2022-2023	FY2021-2022	FY2020-2021
1	Tuition account	3,760,516	3,830,421	4,545,804	1,358,525
2	Operation account	12,634,943	7,947,002	19,993,231	8,621,575
	Total	16,395,459	11,777,423	24,539,035	9,980,099
	Increase/decrease	4,618,036	-12,761,612	14,558,936	-7,172,784

The capitation during the year 2023/24 received from the ministry of education amounted to kshs 16,395,459, this was an increment by kshs. 4,618,036. compared to amount received in 2022/23 FY which was at kshs.11,777,423 the increase was attributed to increase in students' population.

Overview of growth of other sources of income

Details	FY 2023-2024	FY2022-2023	FY2021-2022	FY. 2020-2021
School Fund	122,799,821	116,514,598	106,256,399	30,310,047
TOTAL	122,799,821	116,514,598	106,256,399	30,310,047
Increase/Decrease	6,285,223	10,258,199	75,946,352	18,911,896

The school fund income during the year 2023/24 received from the students amounted to kshs 122,799,821 this was an increment by kshs. 6,285,223 compared to amount received in 2022/23 FY which was at kshs.116,514,598 the increase was attributed to increase in student population.

KISUMU GIRLS HIGH SCHOOL**Annual Report and Financial Statements For the year ended 30th June 2024****Surplus/ deficit comparison for the last three years**

Details	FY 2023/2024	FY2022-2023	FY2021-2022	FY. 2020-2021
Surplus/Deficit	-12,605,299	14,284,179	20,350,219	- 8,015,065
Total	-12,605,299	14,284,179	20,350,219	- 8,015,065
Increase / Decrease	1,678,880	- 6,066,040	28,365,284	- 25,167,948

The total deficit during the year 2023/24 amounted to kshs 12,605,299 ; this was an decrement compared to amount in 2022/23 FY which was at kshs.14,284,179 Surplus which was attributed to the utilization of 2022/2023 savings to clear the phase Two of 750 capacity Hostel by June 2024.

Overview of expenditure growth.

Note	Detail	FY2023-2024	FY2022-2023	FY. 2021-2022	FY. 2020-2021
5	Tuition account	7,468,597	7,103,858	8,122,288	2,531,236
6	Operation account	15,383,510	11,577,634	20,118,995	8,827,060
7	School fund account	116,499,520	103,609,961	82,203,932	36,946,915
	Infrastructure	19,202,800			
	Total	158,554,427	122,291,453	110,445,215	48,305,211
	Increase/decrease	36,262,974	11,846,238	62,140,004	449,088

The total expenditure during the year 2023/24 amounted to kshs. 158,554,427 this was an increment by kshs. 36,262,974 compared to amount spent in 2022/23 FY which was at kshs 122,291,453. the increase was attributed to rise in prices of some commodities. fuel and students' population.

Capitation grant ratio from the ministry of education over the last three years

Details	FY 2023- 2024	FY2022-2023	FY2021-2022	FY. 2020-2021
No of students	1630	1,520	1,378	1,365
Ratio per student	10,058	7,748	17,808	7,311
Tuition Acc	3,760,516	3,830,421	4,545,804	1,358,525
Operation Acc	12,634,943	7,947,002	19,993,231	8,621,575
Total	16,395,459	11,777,423	24,539,035	9,980,099

The capitation from the Ministry of Education amounted to 16,395,459 in 2023/24 FY as compared with 11,777,423 in 2022/23 FY which is an increment of ksh 4,618,036 as a result of increased number of students in NEMIS.

KISUMU GIRLS HIGH SCHOOL
Annual Report and Financial Statements For the year ended 30th June 2024

Debtors' movement over the last three years

Details	FY 2023-2024	FY2022-2023	FY2021-2022	FY. 2020-2021
Accounts Receivables	11,725,618	6,484,825	5,883,273	3,634,347
Total	11,725,618	6,484,825	5,883,273	3,634,347
Increment/Decrement	5,240,793	601,552	2,248,926	1,524,600

The accounts receivable during the year 2023/234 amounted to kshs.11,725,618, this was a increment by kshs.5,240,793 compared to amount in 2022/23 FY which was at kshs.6,484,825.

Creditors movement over the last three years

Note	Detail	FY2023-2024	FY2022-2023	FY. 2021-2022	FY. 2020-2021
1	Account Payables	3,350,914	7,566,676	4,983,818	6,894,660
	Total	3.350.914	7,566,676	4983,818	6,894,660
	Increase/decrease	4,215.762	2,582,858	1,910,842	3,012,104

The accounts payable during the year 2023/24 amounted to kshs.3,350,914 this was a decrement by kshs.4,215,762 compared to amount in 2022/23 fy which was at kshs.7,566,676 .the decrease were attributed to settlement of some pending bills.

Cash and bank movement over the last three years

Note	Detail	FY2023-2024	FY2022-2023	FY. 2021-2022	FY. 2020-2021
	Tuition Account-NBK	1,794,195	104,417	1,689,566	188,441
	Operations Account-NBK	5,366,871	4,386,151	636,606	668,435
	School Fund Account/Boarding-NBK	8,031,170	4,069,213	4,049,266	3,286,096
	Endowment Acc IGA NBK	57,300	649,331	566,964	4,564,965
	Cooperative bank Savings Account	882,368	29,991,156	13,206,083	2,621,029
	Gratuity Account KCB	1,175,956	1,092,497	1,789,427	915,093
	Savings Account KCB	180,201	706,793	232,504	199,019
	Infrastructural Account KCB	7,541,991	8,760,387	11,262,103	4,414,864
	CDF Account EBL	2,800	2,800	2,800	3,700
	Tuition Account	718	718	718	718
	Operation Account	240	240	240	240
	School Fund account	2,235	3,083	65,024	448,250
	Total	25,036,045	49,766,786	33,501,301	17,310,850
	Increase/decrease	-24,730,741	16,265,485	16,190,451	4,754,752

KISUMU GIRLS HIGH SCHOOL**Annual Report and Financial Statements For the year ended 30th June 2024**

Bank balances during the year 2023/24 amounted to kshs. 25,036,045 this was an decrement by kshs.24,730,741 compared to amount in 2022/23 FY which was at kshs.49,766,786.

b) Teacher Student ratio:

TSC TEACHERS	BOM TEACHERS	TOTAL	NO. OF STUDENTS	TEAC/STUD RATIO	TRANSFERS	RETIRED
69	04	73	1630	1: 22	04	01

c) Mean score in the 2021-2023 KCSE:

YEAR	MEAN SCORE	A	A-	B+	B	B-	C+	C	C-	D+	D
2021	8.105	2	15	67	74	98	71	44	15	5	1
2022	8.4774	9	21	48	54	57	43	25	7	2	0
2023	8.4064	0	19	63	88	89	46	25	12	0	0

d) Number of Candidates in the 2021-2023 KCSE:

YEAR	NO OF CANDIDATES	MEAN SCORE
2021	392	8.105
2022	266	8.4774
2023	342	8.4064

e) Capacity of the school:

NO OF STUDENTS	1,630
DORMITORIES	Five
LABORATORIES	Three.
DINING HALL	One
TOILETS	102.

f) Development projects carried out by the school:

(Development projects carried out in the year and ongoing projects including a disclosure of project fund sources in a tabular format).

Projects	Source of funds	Status	Initial Cost (Kshs)	Amount Spent (Kshs)	Expected completion time
6 Door Classroom	M o E / P A	100% done	9,800,000	9,800,000	June 2022
750 Capacity Hostel	M o E / P A	Ground floor operational	27,800,000	27,800,000	August 2023
750 Capacity Hostel	M o E / P A	First floor is operational	20,000,000	23,699,117	June 2024
750 Capacity Hostel	MoE / P A	Second floor to commence	21,000,000		Dec 2025

Sign



[Handwritten signature]

.....
School Principal

KISUMU GIRLS HIGH SCHOOL

Annual Report and Financial Statements For the year ended 30th June 2024


4. Statement of School Management Responsibility

Section 81 (1) of the Public Finance Management Act, 2012 requires that, at the end of each financial year, each National Government School shall prepare financial statements in respect of that school. Section 81 (3) requires the financial statements so prepared to be in a form that complies with relevant accounting standards as prescribed by the Public Sector Accounting Standards Board (PSASB) of Kenya from time to time.

Schedule 4 (Section 23) of the Education Act, 2013 requires the Board of Management of a public institution of basic education to be keep all proper books and records of accounts of the income, expenditure and assets of the institution.

The Board of Management of Kisumu Girls High School accepts responsibility for the school's financial statements, which have been prepared on the Cash Basis Method of Financial Reporting, using appropriate accounting policies in accordance with International Public Sector Accounting Standards (IPSAS).

The Board of Management is of the opinion that the school's financial statements give a true and fair view of the state of the school's transactions during the financial year ended 30th June, 2024, and of the school's financial position as at that date.


.....

Name: GRACE GOMI-OBBITA

Designation: Chairman, School Board of Management

Date:



.....

Name: DORINE OBITHAMBI

Designation: School Principal & Secretary to Board of Management

Date:




.....

Name: Shem Ouyang

Designation: Bursar/ Finance Officer

Date:

2/5/25

REPUBLIC OF KENYA

Telephone: +254-(20) 3214000
Email: info@oagkenya.go.ke
Website: www.oagkenya.go.ke



HEADQUARTERS
Anniversary Towers
Monrovia Street
P.O Box 30084-00100
NAIROBI

Enhancing Accountability

REPORT OF THE AUDITOR-GENERAL ON KISUMU GIRLS HIGH SCHOOL FOR THE YEAR ENDED 30 JUNE, 2024 – KISUMU COUNTY

PREAMBLE

I draw your attention to the contents of my report which is in three parts:

- A. Report on Financial Statements that considers whether the financial statements are fairly presented in accordance with the applicable financial reporting framework, accounting standards and the relevant laws and regulations that have a direct effect on the financial statements;
- B. Report on Lawfulness and Effectiveness in the Use of Public Resources which considers compliance with applicable laws, regulations, policies, gazette notices, circulars, guidelines and manuals and whether public resources are applied in a prudent, efficient, economic, transparent and accountable manner to ensure the Government achieves value for money and that such funds are applied for the intended purpose; and,
- C. Report on Effectiveness of Internal Controls, Risk Management and Governance which considers how the entity has instituted checks and balances to guide internal operations. This responds to the effectiveness of the governance structure, risk management environment and internal controls, developed and implemented by those charged with governance for orderly, efficient and effective operations of the entity.

A Qualified Opinion is issued when the Auditor-General concludes that, except for material misstatements noted, the financial statements are fairly presented in accordance with the applicable financial reporting framework. The Report on Financial Statements should be read together with the Report on Lawfulness and Effectiveness in the Use of Public Resources, and the Report on Effectiveness of Internal Controls, Risk Management and Governance.

The three parts of the report are aimed at addressing the statutory roles and responsibilities of the Auditor-General as provided by Article 229 of the Constitution, the Public Finance Management Act, 2012, and the Public Audit Act, 2015. The three parts of the report when read together constitute the report of the Auditor-General.

REPORT ON THE FINANCIAL STATEMENTS

Qualified Opinion

I have audited the accompanying financial statements of Kisumu Girls High School - Kisumu County set out on pages 1 to 21, which comprise of the statement of assets and

Report of the Auditor-General on Kisumu Girls High School for the year ended 30 June, 2024 -Kisumu County

liabilities as at 30 June, 2024 and the statement of receipts and payments, statement of cash flows and statement of budgeted versus actual amounts for the year then ended and a summary of significant accounting policies and other explanatory information in accordance with the provisions of Article 229 of the Constitution of Kenya and Section 35 of the Public Audit Act, 2015. I have obtained all the information and explanations which to the best of my knowledge and belief, were necessary for the purpose of the audit.

In my opinion, except for the effect of the matters described in the Basis for Qualified Opinion section of my report, the financial statements present fairly, in all material respects, the financial position of Kisumu Girls High School as at 30 June, 2024 and of its financial performance and its cash flows for the year then ended, in accordance with International Public Sector Accounting Standards (Cash Basis) and comply with the Basic Education Act, 2013 and the Public Finance Management Act, 2012.

Basis for Qualified Opinion

1. Unsupported Receipts

The statement of receipts and payments reflects total receipts of Kshs.150,281,870. However, the amount was supported with relevant ledgers or supporting documentation.

In the circumstances, the completeness, accuracy, presentation and disclosure, existence, valuation, rights and obligations, and occurrence of the receipts of Kshs.150,281,870 in the financial statements could not be confirmed.

2. Inaccuracies in Boarding and School Fund Payments

The statement of receipts and payments and as reflected in Note 9 to the financial statement an amount of Kshs.124,289,198 in respect of boarding and school fund payments. However, the ledger reflects a balance of Kshs.121,588,499, resulting to an unexplained and unreconciled variance of Kshs.2,700,699. Further the casted down balance is an amount of Kshs.123,238,783, resulting to an unexplained and unreconciled variance of Kshs.1,050,415.

In the circumstances, the accuracy and completeness of boarding and school fund payments amounting to Kshs.124,289,198 could not be confirmed.

3. Inaccuracies in Cash and Cash Equivalentents

The statement of assets and liabilities reflects bank and cash in hand balances of Kshs.25,032,852 and Kshs.3,193 respectively as disclosed in Notes 10 and 11 to the financial statements respectively. However, the following discrepancies were noted;

3.1 Tuition Account

Note 10 to the financial statements reflects a balance of Kshs.1,794,195 in respect of tuition bank account. However, the reconciled cash book balance is Kshs.1,383,025, resulting to an unreconciled and unexplained variance of Kshs.411,170.

3.2 Operations Account

Notes 10 and 11 to the financial statements reflects a balance of Kshs.5,366,871 and Kshs.240 in respect of operations bank account and cash in hand respectively. However, the cash book bank and cash balances were Kshs.1,701,483 and Kshs.40 respectively, resulting to unreconciled and unexplained variances of Kshs.3,665,388 and Kshs.200, respectively.

3.3 School Fund Account/Boarding

Note 10 to the financial statements reflects a balance of Kshs.8,031,170 in respect of school fund account/ boarding bank account. However, the cash book bank balance is Kshs.2,661,493, resulting to an unreconciled and unexplained variance of Kshs.5,369,677.

3.4 Infrastructure Account

Note 10 to the financial statements reflects a balance of Kshs.7,541,991 in respect of infrastructure bank account. However, the cash book bank balance is Kshs.9,337,999, resulting to an unreconciled and unexplained variance of Kshs.1,796,008.

3.5 Unsupported Bank Account Balances

Note 10 to the financial statements reflects balances of Kshs.57,300, Kshs.882,368, Kshs.1,175,956, Kshs.180,201 and Kshs.2,800 in respect of endowment acc IGA, Co-operative Bank savings account, gratuity account, savings account, and NG-CDF account EBL. However, Management did not provide cashbooks to support of these balances.

Further, bank reconciliation statements for the five (5) bank accounts were not provided for audit, . In addition, the bank confirmation certificates for endowment account and Co-operative Bank savings account were not provided for audit. This was contrary to Regulation 90 (1) of the Public Finance Management Regulations (National Government), Regulations 2025 which requires the Accounting Officers to ensure bank accounts reconciliations are completed for each bank account held by that Accounting Officer, every month.

In the circumstances the accuracy, existence, completeness, presentation and disclosure of the cash and cash equivalents balance of Kshs.25,032,852 could not be confirmed.

4. Inaccuracies in the Statement of Budgeted Versus Actual Amounts

The statement of budgeted versus actual amounts contained errors as indicated below;

- i. The statement of budgeted versus actual amounts reflects an amount of Kshs.14,203,291 in respect of other income. However, the casted down amount is Kshs.55,129,733, resulting to an unexplained and unreconciled variance of Kshs.40,926,442.

- ii. The statement of budgeted versus actual amounts reflects an amount of Kshs.124,289,198 in respect of expenditure for school fund. However, the casted down amount is Kshs.123,238,783, resulting to an unexplained and unreconciled variance of Kshs.1,050,415.
- iii. The recalculated balances in the statement of budgeted versus actual amounts revealed casted across errors as indicated below;

	Budget Utilization Difference	Casted Amount	Absolute Variance
Receipts	(Kshs.)	(Kshs.)	(Kshs.)
Capitation Grant on Tuition			
Exercise books	58,110	91,030	32,920
Fees Charged on Parents			-
Prepaid fees	-	3,350,914	3,350,914
Fees arrears	-	1,769,877	1,769,877
Bursary	-	4,779,482)	4,779,482
Other Income			-
Income from Farming Activities	452,651	40,473,491	40,020,840
Income from Farming Activities	-	2,831,811)	2,831,811
Expenditure for Tuition			
Bank Charges	158	-	158
Expenditure for Operations			-
Repairs and Maintenance Improvements	7,440	7,500	60
Expenditure for School Fund			-
Accommodation	-	2,231,450	(2,231,450)
Rent Expenses	-	588,785	588,785
Damages	-	1,450,850	1,450,850
Fund Raising preparations	-	116,000	116,000
Activity Expenses	34,102	60,453	26,351
Refunds	76,315	76,316	152,631
Tender Applications	7,500	17,500	10,000
Bursary disbursed	-	4,772,761	4,772,761

In the circumstances, the accuracy and completeness of the statement of budgeted versus actual amounts could not be confirmed.

The audit was conducted in accordance with International Standards for Supreme Audit Institutions (ISSAIs). I am independent of the Kisumu Girls High School Management in accordance with ISSAI 130 on the Code of Ethics. I have fulfilled other ethical responsibilities in accordance with the ISSAI and in accordance with other ethical

requirements applicable to performing audits of financial statements in Kenya. I believe that the audit evidence I have obtained is sufficient and appropriate to provide a basis for my qualified opinion.

Key Audit Matters

Key audit matters are those matters that, in my professional judgement, are of most significance in the audit of the financial statements. Except for the matters described in the Basis for Qualified Opinion, I have determined that there are no other key audit matters to communicate in my report.

I have fulfilled the responsibilities described in the Auditor's Responsibilities for the Audit section of the report, including in relation to these matters. Accordingly, the audit included the performance of procedures designed to respond to the assessment of the risks of material misstatement of the financial statements. The results of the audit procedures, including the procedures performed to address the matters above, provide the basis for my audit opinion on the accompanying financial statements.

Other Matter

Unresolved Prior Year Matters

In the audit report of the previous year, several issues were raised under the Report on Financial Statements, Report on Lawfulness and Effectiveness in Use of Public Resources and Report on Effectiveness of Internal Controls, Risk Management and Governance. However, Management had not resolved the issues or given any explanation for failure to implement the recommendations as at 30 June, 2024.

Other Information

The Management is responsible for the other information set out on pages iii to xii which comprise of Key School Information and Management, the School Board of Management, Management Team, Summary report of Performance of the School and Statement of School Management responsibility. The Other Information does not include the financial statements and my audit report thereon.

In connection with my audit on the School's financial statements, my responsibility is to read the other information and in doing so, consider whether the other information is materially inconsistent with the financial statements or my knowledge obtained in the audit or otherwise appears to be materially misstated. If, based on the work I have performed, I conclude that there is a material misstatement of this other information and I am required to report that fact. Based on the audit procedures performed and the matters described in my Basis for Qualified Opinion, I confirm that other information is not materially inconsistent with the financial statements.

My opinion on the financial statements does not cover the Other Information and accordingly, I do not express an audit opinion or any form of assurance conclusion thereon.

REPORT ON LAWFULNESS AND EFFECTIVENESS IN THE USE OF PUBLIC RESOURCES

Conclusion

As required by Article 229(6) of the Constitution, based on the audit procedures performed, except for the effect of the matters described in the Basis for Conclusion on Lawfulness and Effectiveness in the Use of Public Resources section of my report, I confirm that nothing else has come to my attention to cause me to believe that public resources have not been applied lawfully and in an effective way.

Basis for Conclusion

1. Late submission of Financial Statements to the Auditor-General

During the year under review, the School Management submitted their financial statements to the Office of the Auditor-General on 31 December, 2024, contrary to Section 47(1) of the Public Audit Act, 2015 which requires financial statements to be submitted to the Auditor-General within three months after the end of the fiscal year to which the accounts relate. These financial statements have been audited as a result of a proactive initiative by the Auditor-General.

In the circumstances, Management was in breach of the law.

2. Long Outstanding Receivables

The statement of assets and liabilities reflects accounts receivables balance of Kshs.11,725,618 in respect of fees arrears as disclosed in Note 13 to the financial statements. However, included in the balance are accounts receivables balance of Kshs.4,895,408 or 42% of the balance which had been outstanding for more than one (1) year. However, there was no policy on the impairment of long outstanding fees arrears casting doubt on the fair statement of the accounts receivables balance. Further, Management did not provide explanations on the mechanisms in place to ensure recoverability of the long outstanding fees arrears.

In the circumstances, recoverability of the fees arrears balance of Kshs.4,895,408 is in doubt and may impact negatively on the School's cash flows management.

3. Long Outstanding Accounts Payables

The statement of assets and liabilities reflects accounts payables balance of Kshs.3,350,914 as disclosed in Note 14 to the financial statements. Included in the balance are amounts of Kshs.158,214 and Kshs.80,600 which have been outstanding between 1 - 2 years and 2 - 3 years respectively totalling to Kshs.238,814. This was contrary to Section 53(8) of the Public Procurement and Asset Disposal Act, 2015 which states that 'an Accounting Officer shall not commence any procurement proceeding until satisfied that sufficient funds to meet the obligations of the resulting contract are reflected in its approved budget estimate'. Failure to settle bills during the year to which they relate

distorts the budget in the subsequent year. Further, failure to settle bills during the year to which they relate adversely affects the implementation of the subsequent year's budgeted programs as the outstanding bills form a first charge to that year's budgetary provision.

In the circumstances, Management was in breach of the law.

4. Lack of Procurement Plan

The statement of receipts and payments reflects amounts of Kshs.150,281,870 and Kshs.165,556,056 in respect of total receipts and payments respectively. However, during the year under review, Management did not prepare an annual procurement plan as part of the annual budget preparation process. This was contrary Regulation 40 of the Public Procurement and Asset Disposal Regulations, 2020 which states that 'a procuring entity prepare a procurement plan for each financial year as part of the annual budget preparation process'.

In the circumstances, Management was in breach of the law.

5. Non-Compliance with the Requirements for Presentation of Statement of Cash Flows

The statement of cash flows reflects increase in receivables and payables of Kshs.5,240,793 and Kshs.4,215,762, respectively. However, this was contrary to the prescribed Public Sector Accounting Standards Board financial reporting template on presentation of the statement of cash flows under direct method, which recognizes actual receivables and payables received or paid during the year. Further, the statement does not have disclosure Notes in respect to receipts and payments.

In the circumstances, the presentation and disclosure of the statement of cash flows does not comply with the prescribed framework.

The audit was conducted in accordance with ISSAIs 3000 and 4000. The standards require that I comply with ethical requirements and plan and perform the audit to obtain assurance about whether the activities, financial transactions and information reflected in the financial statements comply in all material respects, with the authorities that govern them. I believe that the audit evidence I have obtained is sufficient and appropriate to provide a basis for my conclusion.

REPORT ON EFFECTIVENESS OF INTERNAL CONTROLS, RISK MANAGEMENT AND GOVERNANCE

Conclusion

As required by Section 7(1)(a) of the Public Audit Act, 2015, based on the audit procedures performed, except for the effect of the matters described in the Basis for Conclusion on Effectiveness of Internal Controls, Risk Management and Governance

section of my report, I confirm that nothing else has come to my attention to cause me to believe that internal controls, risk management and governance were not effective.

Basis for Conclusion

1. Incomplete Fixed Assets Register and Lack of Land Ownership Documents

Annex 2 to the financial statement reflects summary of fixed assets register. However, the historical cost brought forward, additions during the year, disposal during the year and historical cost carried forward had no monetary values disclosed. Further, the School Management did not maintain a detailed fixed assets register. In addition, the ownership documents for the land where the School is built were not provided for audit.

In the circumstances, the effectiveness of internal controls on management of the School's fixed assets and ownership of the land could not be confirmed.

2. Lack of Internal Audit Function

During the financial year, the School Management did not have an internal audit unit as required by Regulation 166(1) and (2) of the Public Finance Management (National Government), 2015 which states that, 'the internal audit unit of a National Government entity to assess effectiveness of the school through an internal performance appraisal commenting on its effectiveness in the annual report to The National Treasury'.

In the circumstances, the School did not benefit from the oversight role and advice from the audit committee and the internal audit function.

3. Lack of a Risk Management Policy

The School Management had not put in place risk management policy and strategies, to mitigate against risk. Lack of risk management framework indicates that Management had not taken proactive steps to identify, assess, and mitigate potential risks that might face the School. This was contrary to Regulation 165(1) of the Public Finance Management (National Government) Regulations, 2015 requiring an Accounting Officer to ensure that the national government entity develops risk management strategies, which include fraud prevention mechanism a system of risk management and internal control that builds robust business operations.

In the circumstances, it was not possible to confirm the effectiveness of internal controls, risk management and governance of the School.

4. Lack of Disaster Recovery and Business Continuity Plans

Interview conducted with the Management in the month of April, 2025 revealed that the School did not have a Disaster Recovery Plan and a Business Continuity Plan. The absence of a Disaster Recovery Plan means that critical IT systems and data cannot be

restored on time in the event of a disaster such as a natural disaster, cyber-attack, or human error. Further, simulation of a disaster scenario and testing the School's ability to recover critical IT and operational systems and data could not be confirmed.

In the circumstances, absence disaster recovery plan and a business continuity plan may expose Management to loss of crucial data.

The audit was conducted in accordance with ISSAIs 2315 and 2330. The standards require that I plan and perform the audit to obtain assurance about whether effective processes and systems of internal controls, risk Management and overall governance were operating effectively in all material respects. I believe that the audit evidence I have obtained is sufficient and appropriate to provide a basis for my conclusion.

Responsibilities of Management and Board of Management

Management is responsible for the preparation and fair presentation of these financial statements in accordance with International Public Sector Accounting Standards (Cash Basis) and for maintaining effective internal controls as Management determines is necessary to enable the preparation of financial statements that are free from material misstatement, whether due to fraud or error and for its assessment of the effectiveness of internal controls, risk management and governance.

In preparing the financial statements, Management is responsible for assessing the School's ability to continue as a going concern, disclosing, as applicable, matters related to going concern and using the going concern basis of accounting unless Management is aware of the intention to cease operations.

Management is also responsible for the submission of the financial statements to the Auditor-General in accordance with the provisions of Section 47 of the Public Audit Act, 2015.

In addition to the responsibility for the preparation and presentation of the financial statements described above, Management is also responsible for ensuring that the activities, financial transactions and information reflected in the financial statements comply with the authorities which govern them and that public resources are applied in an effective way.

The Board of Management is responsible for overseeing the School's financial reporting process, reviewing the effectiveness of how Management monitors compliance with relevant legislative and regulatory requirements, ensuring that effective processes and systems are in place to address key roles and responsibilities in relation to governance and risk management, and ensuring the adequacy and effectiveness of the control environment.

Auditor-General's Responsibilities for the Audit

My responsibility is to conduct an audit of the financial statements in accordance with Article 229(4) of the Constitution, Section 35 of the Public Audit Act, 2015 and the

International Standards for Supreme Audit Institutions (ISSAIs). The standards require that, in conducting the audit, I obtain reasonable assurance about whether the financial statements as a whole are free from material misstatements, whether due to fraud or error and to issue an auditor's report that includes my opinion in accordance with Section 48 of the Public Audit Act, 2015. Reasonable assurance is a high level of assurance but is not a guarantee that an audit conducted in accordance with IFPP will always detect a material misstatement when it exists. Misstatements can arise from fraud or error and are considered material if, individually or in the aggregate, they could reasonably be expected to influence the economic decisions of users taken on the basis of these financial statements.

In conducting the audit, Article 229(6) of the Constitution also requires that I express a conclusion on whether or not in all material respects, the activities, financial transactions and information reflected in the financial statements are in compliance with the authorities that govern them and that public resources are applied in an effective way. In addition, I consider the entity's control environment in order to give an assurance on the effectiveness of internal controls, risk management and governance processes and systems in accordance with the provisions of Section 7 (1) (a) of the Public Audit Act, 2015.

Further, I am required to submit the audit report in accordance with Article 229(7) of the Constitution.

Detailed description of my responsibilities for the audit is located at the Office of the Auditor-General's website at: <https://www.oagkenya.go.ke/auditor-generals-responsibilities-for-audit/>. This description forms part of my auditor's report.


FCPA Nancy Gathungu, CBS
AUDITOR-GENERAL

Nairobi

22 May, 2025


KISUMU GIRLS HIGH SCHOOL


Annual Report and Financial Statements For the year ended 30th June 2024


6. Statement Of Receipts and Payments For the Year Ended 30th June 2024

Description Of Vote Head	Note	2023-2024	2022-2023
		Kshs	Kshs
Receipts			
Government grants for tuition	1	3,760,515	3,830,421
Government grants for operations	2	12,634,943	7,947,002
Government Grants for infrastructure	3	5,965,800	8,283,611
School fund income- parents' contributions	4	113,717,321	97,516,002
Miscellaneous incomes	5	14,203,291	18,998,596
Total Receipts		150,281,870	136,575,632
Payments			
Tuition	6	7,468,588	7,103,858
Operations	7	15,383,510	11,577,634
Infrastructure	8	18,414,760	-
Boarding and school fund	9	124,289,198	103,609,961
Total Payments		165,556,056	122,291,453
Surplus/Deficit		-15,274,186	14,284,179

The school financial statements were approved on September 21st 2024 and signed by:


 Name: GRACE-JOWI-GUBITA
 Chair BOM
 Date: 2/5/25


 Name: DORINE ODHIAMBO
 School Principal/ Secretary to BOM
 Date: 2/5/25


 Name: Shem Onyango
 Bursar/ Finance Officer
 Date: 2/5/25



KISUMU GIRLS HIGH SCHOOL

Annual Report and Financial Statements For the year ended 30th June 2024

7. Statement of Assets and Liabilities As At 30th June 2024

Description	Note	2023-2024	202-2023
		Kshs	Kshs
Financial Assets			
Cash and cash equivalents			
Bank balances	10	25,032,852	49,762,745
Cash balances	11	3,193	4,041
Short term investments	12	-	-
Total cash and cash equivalent		<u>25,036,045</u>	<u>49,766,786</u>
Account's receivables	13	11,725,618	6,484,825
Total financial assets		36,761,663	56,251,611
Financial liabilities			
Accounts payables	14	3,350,914	7,566,676
Net financial assets		33,410,749	48,684,935
Represented by			
Accumulated fund b/fwd	15	48,684,935	34,400,756
Surplus/deficit for the year		-15,274,186	14,284,179
Net financial position		33,410,749	48,684,935

The school's financial statements were approved on September 21st 2024 and signed by:

[Signature]

Name: GRACE JOY + JEBITA

Chair BOM

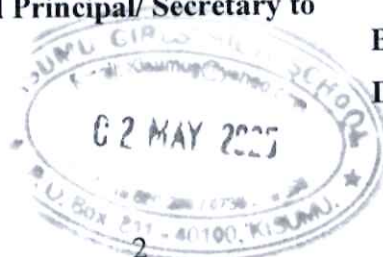
Date: 2/5/25

[Signature]

Name: DORINE DATIAMBWA

School Principal/ Secretary to BOM

Date:



[Signature]

Name: Steven Ouyang

Bursar/ Finance Officer

Date: 2/5/25

8. Statement of Cash Flows for the Year Ended 30th June 2024

Description	Note	2023-2024	2022-2023
		Kshs	Kshs
Cash from Operating Activities			
Receipts			
Government grants for tuition		3,760,515	3,830,421
Government grants for operations		12,634,943	7,947,002
Government grants for infrastructure		5,965,800	8,283,611
School fund income- parents contributions/ fees		113,717,321	97,516,002
Other income		14,203,291	18,998,596
Total receipts		150,281,870	136,575,632
Payments			
Cash outflows for tuition		7,468,588	7,103,858
Cash outflows for operations		15,383,510	11,577,634
Cash outflows Boarding/lunch and school fund payments		124,289,198	103,609,961
Cash outflows for Infrastructure		18,414,760	-
Total payments		165,556,056	122,291,453
Cash flow from operating activities before working capital adjustments		-15,274,186	14,284,179
Add/less decrease /increase in receivables		-5,240,793	-601,552
Add/less decrease /increase in payables		-4,215,762	2,582,858
Net cash inflow/outflow from operating activities		-24,730,741	16,265,485
Cash flow from investing activities			
Acquisition of assets		-	-
Proceeds from sale of Assets		-	-
Proceeds from investments		-	-
Purchase of investments		-	-
Net cash inflow/outflows from investing activities		-	-
Cash flow from Financing activities			
Proceeds from borrowings/ loans	18	-	-
Repayment of principal borrowings		-	-
Net cash inflow/outflow from financing activities		-	-
Net increase/decrease in cash and cash equivalents		-24,730,741	16,285,485

KISUMU GIRLS HIGH SCHOOL


Annual Report and Financial Statements For the year ended 30th June 2024

Cash and cash equivalent at beginning of the FY		49,766,786	33,501,301
Cash and cash equivalent at end of the FY		25,036,045	49,766,786

Note: Cash and Cash Equivalent is the summation of Note 10, 11 and 12.

(The above presentation of cash flow statement uses the direct method of cash flow presentation which is encouraged under IPSAS. Schools should therefore adopt the direct method of cashflow as recommended by PSASB).


The school's financial statements were approved on September 21st 2024 and signed by:


.....

Name: GRACE JASI - BOBITA

Chair BOM


Date: 21/5/25


.....

Name: SORINE DDHIAMBO

School Principal/ Secretary to BOM


Date:


.....

Name: Shem Ouyang

Bursar/ Finance Officer

Date:



KISUMU GIRLS HIGH SCHOOL
Annual Report and Financial Statements For the year ended 30th June 2024
9. Statement Of Budgeted Versus Actual Amounts for The Year Ended 30th June 2024

Receipt/Expenses Item	Original Budget	Adjustments	Final Budget	Actual on Comparable Basis	Budget Utilization Difference	% of Utilization
	a	b	c=a+b	d	e=c-d	f=d/c %
	Kshs	Kshs			Kshs	Kshs
Receipts						
(1) Capitation Grant on Tuition						
Textbooks and reference materials	450,000		450,000	425,010	24,990	94%
Exercise books	1,000,000-	-	1,000,000	908,970	58,110	91%
Laboratory equipment	700,000-	-	700,000	652,100	47,900	93%
Internal exams	800,000-	-	800,000	750,120	49,880	94%
Teaching / learning materials	1,000,000-	-	1,000,000	983,115	16,885	98%
Chalks	50,000-	-	50,000	41,200	8,800	82%
Exams and assessment	-	-	-	-	-	
Teachers guides	-	-	-	-	-	
Sub-total	4,000,000-		4,000,000-	3,760,515	206,565	
(2) Capitation Grant on Operations						
Personnel emoluments	6,300,000	-	6,300,000	6,180,450	119,550	98%
Maintenance and Improvement		-				
Local transport / travelling		-				
Electricity and water	2,500,000	-	2,500,000	2,379,371	120,629	95%
Medical	1,300,000	-	1,300,000	1,241,100	58,900	95%
Administration costs	2,000,000	-	2,000,000	1,793,004	206,996	90%
Activity	1,200,000	-	1,200,000	1,041,018	158,982	87%
SMASSE					-	
Sub-total	13,300,000	-	13,300,000	12,634,943	665,057	
(3) Capitation on Infrastructure						
Maintenance and Improvement	6,000,000	-	6,000,000	5,965,800	34,200,	99%
		-			-	
Sub-total	6,000,000	-	6,000,000	5,965,800-	34,200	

KISUMU GIRLS HIGH SCHOOL

Annual Report and Financial Statements For the year ended 30th June 2024

(4) Fees Charged on Parents						
Personnel emoluments	15,450,000		15,450,000	14,319,367	1,130,633	93%
Repairs and maintenance	3,800,000		3,800,000	3,577,256	222,744	94%
Local transport / travelling	5,300,000	-	5,300,000	4,403,651	896,349	83%
Electricity and water	8,500,000	-	8,500,000	7,579,342	920,658	90%
Prepaid fees		-	-	3,350,914		
University Application	-	-	-		-	
Administration costs	7,200,000	-	7,200,000	6,422,300	777,700	90%
Activity	1,500,000	-	1,500,000	1,308,068	191,932	88%
Fees Arrears		-	-	1,769,877		
Fee on Boarding Equipment and Stores	53,000,000,	-	53,000,000,-	51,224,146	1,775,854	97%
Bursary	-	-	-	4,779,482		
Development	15,300,000	-	15,300,000	14,982,918	317,082	97%
Sub-total	110,050,000	-	110,050,000	113,717,321	-3,667,321	
Other Income			-		-	
Rent Income	1,025,200	-	1,025,200	740,494	284,706-	91%
Income From Farming Activities	5,000,000	-	5,000,000	4,547,3491	452,651-	91%
Refunds	700,000	-	700,000-	639,187	60,813-	92%
Damages	1,541,700	-	1,541,700-	1,471,200-	70,500-	95%
Income From Bus Hire	40,000	-	40,000-	35,000-	5,000-	88%
Fee For Hire of Ground and Equipment	4,000,000	-	4,000,000-	3,666,250	333,750	92%
Income From Fund Raising	-	-	-	2,831,811-	-	
Interest Income	-	-	-	-	-	
Dividends Income	-	-	-	-	-	
Tender applications	275,000	-	275,000-	272,000	3,000-	98%
Maintenance & Improvement	-	-	-			
Sub-total	12,581,900	-	12,581,900	14,203,291	1,210,420	
Total income	145,931,900		145,931,900	150,281,870	-4,349,970	

KISUMU GIRLS HIGH SCHOOL
Annual Report and Financial Statements For the year ended 30th June 2024

(1) Expenditure For Tuition			-		-	
Textbooks and reference materials	450,000		450,000	310,450	139,550	96%
Exercise books	100,000-	-	100,000--	70,000	30,000	70%
Laboratory equipment	610,000-	-	610,000-	478,797	131,203	83%
Internal exams	812,000-	-	812,000--	720,675	91,325	78%
Teaching / learning materials	6,000,000	-	6,000,000	5,888,508-	111,492	98%
Chalks	50,000	-	50,000-	-	-	
Exams and assessment	-	-	-	-	-	
Teachers guides	-	-	-	-	-	
Administration Costs	-	-	-	-	-	
Bank Charges	-	-	-	158		
Sub-total	8,022,000		8,022,000	7,468,588	503,570	
(2) Expenditure For Operations			-		-	
Personnel emoluments	10,000,000-	-	10,000,000-	9,609,560	390,440	96%
Service Gratuity	-	-	-	-	-	
Administration Cost	3,000,000-	-	3,000,000-	2,682,100	317,900	90%
Repairs and maintenance & improvements	100,000	-	100,000	92,500	7,440	93%
Local transport / travelling	750,000	-	750,000	668,800	81,200	90%
Electricity and water	2,400,000	-	2,400,000	2,199,290	200,710	92%
Medical		-		-		
Activity Expenses	200,000	-	200,000-	131,200	68,800	66%
SMASSE	-	-	-	-	-	
Insurance Cost	-	-	-	-	-	
Bank Charges	-	-	-	-	-	
Acquisition of Assets	-	-	-	-	-	
Advance	-	-	-			
Sub-total	16,450,000	-	16,450,000	15,383,510	1,066,490	

KISUMU GIRLS HIGH SCHOOL

Annual Report and Financial Statements For the year ended 30th June 2024

<i>(3) Expenditure For School Fund</i>			-		-	
Personnel emoluments	4,000,000-	-	4,000,000-	3,308,014	691,986-	83%
Accommodation		-		2,231,450-		
Maintenance & Improvement fund		-		-		
Repairs and maintenance & Improvements	6,000,000	-	6,000,000	5,716,565	283,435	95%
Local transport / travelling	8,400,000	-	8,400,000-	10,592,231	2,192,231	125%
Electricity and water	10,150,000	-	10,150,000-	7,797,409	2,352,591	77%
Medical Expenses		-	-	68,335	-68,335	
Administration costs	8,845,000	-	8,845,000	10,688,620	-1,843,620	120%
Lunch Programme	-	-	-		-	
Bank Charges	-	-	-		-	
Expenses on Income Generating Activities	7,000,000	-	7,000,000-	6,134,150	865,850	88%
Fee on Boarding Equipment and Stores	57,000,000	-	57,000,000	63,327,882	6,327,882	109%
Rent Expenses		-		588,785		
Damages	-	-	-	1,450,850	-	
Fund Raising preparations	-	-	-	116,000		
Acquisition of Assets	-	-	-			
Activity Expenses	6,200,000	-	6,200,000	6,139,547	34,102	98%
Refunds	300,000	-	300,000	223,684	-76,315	74%
Tender applications	100,000-	-	100,000-	82,500	7,500	82%
Bursary disbursed	-	-	-	4,772,761	-	
University Application	-	-	-		-	
Sub-total	107,995,000	-	107,995,000	124,289,198		

KISUMU GIRLS HIGH SCHOOL**Annual Report and Financial Statements For the year ended 30th June 2024**

<i>(4) Expenditure on Infrastructure</i>			-		-	
aintenance and improvement	20,000,000	-	20,000,000	18,414,760	1,585,240	92%
		-			-	
Sub-total	20,000,000	-	20,000,000	18,414,760-	1,585,240	
Grand Totals	152,467,000		152,467,000	165,556,056		

[Provide below a commentary on significant underutilization (below 90% of utilization) and any overutilization above 100%]

1. All expenditure accounts having less than 90% underutilization are attributed by low level of activities .

2. All expenditure accounts having more than 100% utilization are attributed by rise in price level of commodities which was not as per approved budget . It majorly affected the LT& T , RMI , Administration and B E S voteheads because of fuel prices at the time.

3. Tuition expenditure has been subsidised by school fund account under the Teaching and Learning materials .

10. Significant Accounting Policies

The principal accounting policies adopted in the preparation of these financial statements are set out below:

1. Statement of compliance and basis of preparation

The financial statements have been prepared in accordance with and comply with International Public Sector Accounting Standards (IPSAS) with particular emphasis on Cash Basis Financial Reporting under the Cash Basis of Accounting and applicable government legislations and regulations. The financial statements comply with and conform to the form of presentation prescribed by the Public Sector Accounting Standards Board of Kenya.

This cash basis of accounting has been supplemented with accounting for; a) receivables that include school fees from parents, imprest, salary advances and other receivables and b) payables that include deposits and retentions and payables from operations.

The financial statements are presented in Kenya Shillings, which is the functional and reporting currency of the *school*, and all values are rounded to the nearest Kenya Shilling (Kshs). The accounting policies adopted have been consistently applied to all the years presented.

2. Recognition of receipts and payments

The *school* recognises all receipts from the various sources when the event occurs, and the related cash has actually been received by the *school*. In addition, the *school* recognises all expenses when the event occurs, and the related cash has actually been paid out by the *school*. Income arising from school fees is recognised when the event occurs whether cash is received or not. Expenditure arising from operations is recognised when the event occurs irrespective of receipt of cash.

3. In-kind contributions

In-kind contributions are donations that are made to the *school* in the form of actual goods and/or services rather than in money or cash terms. These donations may include vehicles, equipment or personnel services. Where the financial value received for in-kind contributions can be reliably determined, the *school* includes such value in the statement of receipts and payments both as a receipt and as a payment in equal and opposite amounts; otherwise, the contribution is not recorded.

4. Cash and cash equivalents

Cash and cash equivalents comprise cash on hand and cash at bank, short-term deposits on call and highly liquid investments with an original maturity of three months or less, which are readily convertible to known amounts of cash and are subject to insignificant risk of changes in value.

Bank account balances include amounts held at various financial institutions at the end of the financial year.

5. Accounts Receivable

For the purposes of these financial statements, imprests and advances to authorised public officers and/or institutions which were not surrendered or accounted for at the end of the financial year are treated as receivables. Accounts receivables also include school fees billed to parents for services rendered but not paid. This is an enhancement to the cash accounting policy. Other accounts receivables are disclosed in the financial statements.

6. Accounts Payable

For the purposes of these financial statements, deposits and retentions held on behalf of third parties have been recognized as accounts payables. This is in recognition of the government practice of retaining a portion of contracted services and works pending fulfilment of obligations by the contractor and to hold deposits on behalf of third parties. Payables also include expenditure incurred for the purchase of goods, works and services that has been rendered and not settled. This is an enhancement to the cash accounting policy adopted for public secondary schools. Other liabilities are disclosed in the financial statements.

7. Non-current assets

Non-current assets are expensed at the time of acquisition while disposal proceeds are recognized as receipts at the time of disposal. However, the acquisitions and disposals are reflected in the school fixed asset register a summary of which is provided as a memorandum to these financial statements.

8. Budget

The budget is developed on the same accounting basis (cash basis), the same accounts classification basis, and for the same period as the financial statements. The *school's* budget was approved by the School Board of Management. A comparison of the actual performance against the comparable budget for the financial year under review has been included in the financial statements.

9. Comparative figures

Where necessary comparative figures for the previous financial year have been amended or reconfigured to conform to the required changes in presentation.

10. Subsequent events

There have been no events subsequent to the financial year end with a significant impact on the financial statements for the year ended 30th June 2024.

KISUMU GIRLS HIGH SCHOOL**Annual Report and Financial Statements For the year ended 30th June 2024****11. Notes To The Financial Statements****1 Government Grants for Tuition**

Description	2023-2024	2022-2023
	Kshs	Kshs
Textbooks and reference materials	425,010	3,674,621
Exercise books	908,970	-
Laboratory equipment	652,100	155,800
Internal exams	750,120	-
Teaching / learning materials	983,115	-
Chalks	41,200	-
Exams and assessment	-	-
Teachers guides	-	-
Total	3,760,515	3,830,421

2 Government Grants for Operations

Description	2023-2024	2022-2023
	Kshs	Kshs
Personnel emoluments	6,180,450	2,648,702
Maintenance and Improvement		2,684,000
Local transport / travelling		668,200
Electricity and water	2,379,371	678,200
Medical	1,241,100	131,400
Administration costs	1,793,004	668,200
Activity	1,041,018	468,300
Total	12,634,943	7,947,002

3 Government Grants for infrastructure

Description	2023-2024	2022-2023
	Kshs	Kshs
Maintenance & Improvement	5,965,800	8,283,611
Transition infrastructure grants		-
Administration Block	-	-
Economic stimulus grants	-	-
Total	5,965,800	8,283,611

4 School Fund Income - Parents Contribution/Fees

Description	2023-2024	2022-2023
	Kshs	Kshs
Personnel emoluments	14,319,367	15,345,521
Maintenance improvement		3,984,614
Repairs and maintenance	3,577,256	-
Local transport / travelling	4,403,651	4,626,528
Electricity and water	7,579,342	6,540,023
Fees Arrears	1,769,877	-
University Application		129,000
Prepaid Fees	3,350,914	
Administration costs	6,422,300	4,780,318
Activity	1,308,068	1,362,779
Advance		7,000
Fee on Boarding Equipment and Stores	51,224,146	49,404,448
Bursary	4,779,482	3,812,128
Development	14,982,918	7,523,643
Total	113,717,321	97,516,002

5 Miscellaneous Incomes

Description	2023-2024	2022-2023
	Kshs	Kshs
Rent Income	740,494	748,630
Income From Farming Activities	4,547,349	9,476,403
Refunds	639,187	669,563
Income From Damages	1,471,200	-
Income From Bus Hire	35,000	-
Fee For Hire of Ground and Equipment	3,666,250	8,079,000
Income From Fund Raising	2,831,811	-
Interest Income	-	-
Dividends Income	-	-
Tender applications	272,000	25,000
Total	14,203,291	18,998,596

KISUMU GIRLS HIGH SCHOOL**Annual Report and Financial Statements For the year ended 30th June 2024**

(Include an explanation on the kind and source of grants/ donations received by the school.)

**Ensure proper authorization from MOE before obtaining loans/borrowings.*

**Indicate what other income relates to including income arising from writebacks if any.*

Notes to the Financial Statements (continued) Expenditure**6 Tuition**

Description	2023-2024	2022-2023
	Kshs	Kshs
Textbooks and reference materials	310,450	3,057,760
Exercise books	70,000	1,767,500
Laboratory equipment	478,797	1,448,403
Internal exams	720,675	827,015
Teaching / learning materials	5,888,508	
Chalks	-	-
Exams and assessment	-	-
Teachers guides	-	-
Administration Costs	-	-
Bank Charges	158	3,180
Total	7,468,588	7,103,858

7 Operations

Description	2023-2024	2022-2023
	Kshs	Kshs
Personnel emoluments	9,609,560	8,099,571
Service Gratuity	-	=
Administration Cost	2,682,100	1,010,602
Repairs and maintenance & improvements	92,560	106,600
Local transport / travelling	668,800	22,620
Electricity and water	2,199,290	2,044,241
Medical		-
Activity Expenses	131,200	281,000
SMASSE		-
Acquisition of Assets	-	-
Advance		13,000
Total	15,383,510	11,577,634

Notes to the Financial Statements Expenditure (continued)

8 Infrastructure

Description	2023-2024	2022-2023
	Kshs	Kshs
Construction of classrooms		-
Construction of laboratory	-	-
Construction of dormitory	18,414,760	-
Purchase of furniture	-	-
Purchase of equipment	-	-
Purchase of apparatus	-	-
Drilling of boreholes	-	-
Total	18,414,760	-

9 Boarding And School Fund

Description	2023-2024	2022-2023
	Kshs	Kshs
Personnel emoluments	3,308,014,	6,432,409
Accommodation- Hire Of Facilities	2,231,450	-
Maintenance & Improvement fund		-
Repairs and maintenance & Improvements	5,716,565	8,727,815
Local transport / travelling	10,592,231	6,659,297
Electricity and water	7,797,409	7,099,665
Medical Expenses	68,335	172,230
Administration costs	10,688,620	4,802,362
Expenses on Income Generating Activities	6,134,150	11,473,021
Fee on Boarding Equipment and Stores	63,327,882	47,176,791
Rent Expenses	588,785	
Expenses on Damages	1,450,850	-
Fund Raising preparations	116,000	-
Activity Expenses	6,139,547	6,271,584
Refunds	223,684	580,398
Tender applications	82,500	124,000
Bursary disbursed	4,772,761	3,957,398
University Application		133,000
Total	124,289,198	103,609,961

KISUMU GIRLS HIGH SCHOOL
Annual Report and Financial Statements For the year ended 30th June 2024

Notes to the Financial Statements (continued)
10 Bank Accounts

Account Name & Currency	Status	Bank Account Number	2023-2024	2022-2023
	Active/Dormant		Kshs	Kshs
Tuition Account-NBK	Active	0102502560090 0	1,794,195	104,417
Operations Account-NBK	Active	0102502578370 0	5,366,871	4,386,151
School Fund Account/Boarding-NBK	Active	0102102353410 0	8,031,170	4,069,213
Endowment Acc IGA NBK	Active	0124202488910 0	57,300	649,331
Cooperative bank Savings Account	Active	0110061305620 0	882,368	29,991,156
Gratuity Account KCB	Active	1107740649	1,175,956	1,092,497
Savings Account KCB	Active	1107931673	180,201	706,793
Infrastructural AccountnKCB	Active	1259382214	7,541,991	8,760,387
CDF Account EBL	Inactive	0290293043077	2,800	2,800
Total			25,032,852	49,762,745

11 Cash In Hand

Description	2023-2024	2022-2023
	Kshs	Kshs
Tuition Account	718	718
Operation Account	240	240
School Fund account	2,234	3,083
Total	3,193	4,041

12 Short Term Investments

Description	2022-2023	2021-2022
	Kshs	Kshs
Cooperative Shares	NIL -	-
Treasury Bills	NIL -	-
Fixed Deposit accounts	NIL -	-
Other Investments	NIL -	-
Total	NIL -	-

Notes to the Financial Statements (continued)

13 Accounts Receivable

Description	2023-2024	2022-2023
	Kshs	Kshs
Fees Arrears	11,725,618	6,484,825
Other Non-Fees Receivables	-	-
Salary Advances (list/schedule attached)	-	-
Imprest (list/schedule attached)	-	-
Rent arrears (list/schedule attached)	-	-
Total	11,725,618	6,484,825

13 b Ageing Analysis of Accounts Receivable

Description	2023-2024		2022-2023	
	Kshs		Kshs	
	Current FY	% of the total	Comparative FY	% of the total
Less than 1 year	6,830,210	58 %	4,504,125	69%
Between 1- 2 years	3,814,828	33 %	454,250	7%
Between 2-3 years	255,230	2 %	1,526,450	24%
Over 3 years	825,350	7 %	-	0%
Total (should tie to note 13 a)	11,725,618	100%	5,883,273	100%

14 Accounts Payable

Description	2023-2024	2022-2023
	Kshs	Kshs
Trade Creditors (See Ageing Below and Appendix 1)	-	-
Prepaid Fees	3,350,914	7,566,676
Retention Monies	-	-
Unpaid salaries and statutory deductions	-	-
Caution money	-	-
Total	3,350,914	7,566,676

KISUMU GIRLS HIGH SCHOOL

Annual Report and Financial Statements For the year ended 30th June 2024

Notes to the Financial Statements (continued)

14a. Ageing Analysis of Accounts Payable

Description	2022-2023		Insert Comparative FY	
	Kshs		Kshs	
	FY 2023/24	% of the total	FY 2022/23	% of the total
Less than 1 year	3,112,100	92.7%	7,124,050	94.2%
Between 1- 2 years	158,214	4.8 %	253,105	3.3%
Between 2-3 years	80,600	2.5 %	189,521	2.5%
Over 3 years		0%		0%
Total (should tie to note 14)	3,350,914	100%	7,566,676	100%

15 Fund Balance Brought Forward

Description	2023-2024	2022-2023
	Kshs	Kshs
Bank Balances	49,762,745	33,435,319
Cash Balances	4,041	65,982
Short Term Investments	0	-
Receivables	6,484,825	5,883,273
Payables	-7,566,676	4,983,818
Total	48,684,935	34,400,756

Other important disclosure notes

IPSAS Cash Standard encourages an entity to disclose accrual related information in relation to an entity's assets and liabilities. The notes outlined below are disclosure notes in relation to the school's non-financial assets and liabilities.

16 Non-current Liabilities Summary

Description	2023-2024	2022-2023
	Kshs	Kshs
Bank Loans	-	-
Outstanding Leases	-	-
Hire Purchase	-	-
Gratuity And Leave Provision	-	-
Others (specify)	-	-
Total	-	-

17 Biological assets

Description	Numbers	2023-2024	2022-2023
		Kshs	Kshs
Cattle	7	350,500-	306.540-
Goats	=	-	-
Trees	192	365,240-	325.050-
Coffee Or Tea Plantation	-	-	-
Poultry - Birds	2652	1,456,250-	1.165.440-
Others (specify)	-	-	-
Total		2,171,990-	1,796,940-

18 Borrowings

Description	Kshs	Kshs
Borrowings at beginning of the year	-NIL	- NIL
Borrowings during the year	- NIL	- NIL
Repayments during the year	- NIL	- NIL
Balance at the end of the year	- NIL	- NIL

KISUMU GIRLS HIGH SCHOOL**Annual Report and Financial Statements For the year ended 30th June 2024**

Other important disclosure notes**19 Stock/ Inventory**

Description	2023-2024	2022-2023
	Kshs	Kshs
Food stuffs	2,750,050-	1,650,700-
Lab consumables	257,800-	201,250-
Farm produce	65,150-	52,450-
Medication	35,100-	41,650-
Construction Materials	1,205,400-	3,215,520-
Others (specify)	-	-
Total	4,513,500-	5,161,570-

(Stock to be measured at lower of cost and net realisable value. Net realisable value is the difference between selling costs less costs to sell)

KISUMU GIRLS HIGH SCHOOL

Annual Report and Financial Statements For the year ended 30th June 2024

20 Progress On Follow Up Of Auditor Recommendations

The following is the summary of issues raised by the external auditor, and management comments that were provided to the auditor.

Ref No.	Issue / Observations from Auditor	Management comments	Status: (Resolved / Not Resolved)	Timeframe: (Put a date when you expect the issue to be resolved)
	Failure to prepare Bank Reconciliation statements	All our four cash books have now been reconciled with bank statements accordingly as required.	Resolved	20 th of every month
	Late submission of Financial Statements to OAG for auditing as required by law.	We accept our FS was submitted late and will NOT Be repeated in our future submissions	Resolved	By 30 th September annually
	MoE under funding was due to un updated NEMIS data	The school updates the data regularly but still FDSE is not 100% disbursed. We hope it will improve.	Resolved	Review NEMIS data monthly to get anomalies before its late
	Lack of Human Resource Plans	Human Source as A Department is rear in Public schools establishment. Teachers are under TSC and Support staff under BOM, Principal.	Resolved	N/A
	Lack of Risk management Policy	The school will bench mark with the ones having such so as to generate ours	Resolved	N/A
	BOM did not have a work plan	Management to put in place schedule of meetings of BOM	Resolved	N/A
	Text books were kept by respective departmental inventories making it difficult to establish total number of books	Management has now established a Library where all the books are received and kept for accountability and ease of confirmation	Resolved	N/A
	Non-disclosure of Inventories in FS	The inventories are now disclosed well in the FS	Resolved	

KISUMU GIRLS HIGH SCHOOL

Annual Report and Financial Statements For the year ended 30th June 2024

12. Annexes

Annex I - Analysis of Pending Accounts Payable

Supplier of goods or services	Original amount	Date contracted	Amount paid to-date	Outstanding balance 2023/24	Outstanding balance 2022/23	Comments
	A	B	C	D=a-c		
	Kshs	Kshs	Kshs	Kshs	Kshs	
Construction of buildings						
Sub-total						
Supply of goods						
1.						
2.						
3.						
Sub-Total	0		0	0	0	
Supply Of Services						
4. Prepaid fees for Students				3,350,914	7,566,676	
5.						
6.	0		0	0	0	
Sub-Total	0		0	0	0	
Grand Total	0			3,350,914	7,566,676	

Annex 2 – Summary of Fixed Assets Register

KISUMU GIRLS HIGH SCHOOL

Annual Report and Financial Statements For the year ended 30th June 2024

Asset Class	Historical Cost b/f (Kshs) 1st July 2023	Additions during the year (Kshs)	Disposals during the year (Kshs)	Historical Cost c/f (Kshs) 30th June 2024
Land	0	0	0	0
Buildings And Structures	0	0	0	0
Motor Vehicles	9,250,000	0	0	9,250,000
Office Equipment, Furniture And Fittings	0	0	0	0
Textbooks	0	0	0	0
ICT Equipment	0	0	0	0
Tools And Apparatus	0	0	0	0
Other Machinery And Equipment	0	0	0	0
Heritage And Cultural Assets	0	0	0	0
Intangible Assets- Soft Ware	0	0	0	0
Total	0	0	0	0

Some of the Assets require the Valuers assessment for fair disclosure in this FS . The school vehicles have been valued for Insurance purposes
(The school should ensure that a detailed fixed assets register is maintained).

