PARLIAMENT
OF KENYA
LIBRARY

REPUBLIC OF KENYA

THE NATIONAL ASSEMBLY
THIRTEENTH PARLIAMENT (THIRD SESSION)

THE PUBLIC DEBT AND PRIVATIZATION COMMITTEE

.....

REPORT ON THE 2024 MEDIUM-TERM DEBT MANAGEMENT STRATEGY

THE NATIONAL ASSEMBLY
PAPERS LAID
DATE: 29 FEB 2024
DAY: Thurs
TABLED BY: Hon. Abdi Shuriye, MP
Chairperson, Committee on Public Debt & Privatization
CLERK AT A. Shibuko

FEBRUARY 2024

TABLE OF CONTENTS

LIST OF ACRONYMS AND ABBREVIATIONS 3
ANNEXURES 4
CHAIRPERSON'S FOREWORD 5
a) Non-financial Recommendations 6
b) Financial Recommendations 7
ACKNOWLEDGEMENTS 8
I. PREFACE 9
I.1. Establishment and Mandate of the Committee 9
I.2. Membership of the Committee 9
I.3. Committee Secretariat 10
I.4. Parliamentary Budget Office 10
II. REVIEW OF THE 2024 MEDIUM TERM DEBT MANAGEMENT STRATEGY 11
II.1. Introduction 11
II.2. Public Debt Stock, Guaranteed Debt and the PFM Debt Threshold 11
II.3. Cost and Risk Characteristics 12
II.4. Public Debt Sustainability Analysis 14
II.5. Financing the 2024/25 Budget and Fiscal Deficit 15
II.6. The 2024 Proposed Borrowing Strategy 15
II.7. The Fiscal framework underpinning the 2024 MTDS 16
III. SUBMISSIONS FROM KEY STAKEHOLDERS 17
III.1. The Controller of Budget (OCOB) 17
III.2. The Auditor General (OAG) 20
III.3. The Governor, Central Bank of Kenya (CBK) 22
III.4. The Cabinet Secretary, National Treasury and Economic Planning 25
III.5. Submissions from Public Participation 29
III.6. Institute of Public Finance (IPF) 29
III.7. International Budget Partnership (IBP) 30
IV. COMMITTEE OBSERVATIONS 33
V. COMMITTEE RECOMMENDATIONS 35
c) Non-financial Recommendations 35
d) Financial Recommendations 36
VI. ANNEXURES 36

LIST OF ACRONYMS AND ABBREVIATIONS

ATR	Average Time to Re-fixing
ATM	Average Time to Maturity
BPS	Budget Policy Statement
CBK	Central Bank of Kenya
CBR	Central Bank Rate
CFS	Consolidated Fund Services
DCC	Debt Carrying Capacity
DhowCSD	Central Securities Depository System
DSA	Debt Sustainability Analysis
GDP	Gross Domestic Product
IMF	International Monetary Fund
MTDS	Medium-Term Debt Management Strategy
OCOB	Office of the Controller of Budget
OAG	Office of the Auditor General
PV	Present Value
PPG	Public and Publicly Guaranteed
PPP	Public Private Partnerships
SOE	State Owned Enterprise
WAIR	Weighted Average Interest Rate

ANNEXURES

Annex 1	Schedule 1
Annex 2	Schedule 2
Annex 3	Adoption Schedule
Annex 4	Adoption Minutes
Annex 5	Stakeholder Submissions
Annex 6	Newspaper advertisements calling for memoranda
Annex 7	Tabled 2024 Medium-Term Debt Management Strategy

CHAIRPERSON'S FOREWORD

The 2024 Medium-Term Debt Management Strategy (MTDS) was formally presented to the National Assembly on February 15th 2024, in accordance with Section 33(1) of the Public Finance Management Act, 2012, and Standing Order 232A of the National Assembly Standing Orders.

Pursuant to Standing Order 232A(3), the 2024 MTDS was referred to the Public Debt and Privatization Committee for thorough examination and subsequent recommendations for approval by the House. I am pleased to inform this esteemed House that the Committee has diligently carried out its responsibilities. Therefore, it is my esteemed privilege to present the Committee's report on the 2024 Medium-Term Debt Management Strategy to this House.

The Medium-Term Debt Management Strategy delineates the strategies and initiatives to be implemented by the National Treasury in financing the fiscal deficits projected for FY 2024/25 and the medium-term, as outlined in the 2024 Budget Policy Statement. For the FY 202425, the fiscal deficit is projected at Kshs. 703.9 billion (3.9 percent of the Gross Domestic Product, arising from estimated expenditures of Kshs. 4.19 trillion and projected revenues worth Kshs. 3.44 trillion.

In this context, the 2024 MTDS has evaluated four alternative funding strategies and their impact on the inherent costs and risks associated with the current public debt portfolio. It, therefore, recommends a borrowing strategy to finance the fiscal deficit for the FY 2024/25, comprising of: *a)* Gross Borrowing Ratio of 63 to 37 for external borrowing to domestic borrowing, respectively; and *b)* Net Borrowing Ratio of 45 to 55 for net domestic borrowing to net external borrowing, respectively.

The proposed strategy aims to maximize concessional borrowing for external financing while minimizing commercial borrowing, thereby mitigating the cost of debt. On the domestic front, the strategy aims to reduce refinancing risk by increasing the issuance of medium-to-long-term bonds.

The 2024 MTDS was published when the public debt stock stood at a historical high of Kshs. 11.25 trillion or 69.7 percent of GDP in nominal terms. The current debt stock is characterized by elevated costs and risk factors, evident through rising Weighted Average Interest Rates, heightened refinancing pressure, and exposure to real exchange rate risks. Consequently, this indicates an overall hardening of borrowing terms that amplifies the cost of sustaining fiscal deficits compared to previous fiscal years.

Given these circumstances, conventional debt management policies may prove inadequate in addressing the challenges faced by the country such as the accumulation of undisbursed loans that necessitate annual payment of commitment fees, possible inefficiency in utilizing borrowed resources, and dwindling inadequate revenues. Furthermore, there is a growing level of contingent liabilities, such as non-performing loans owed by State-Owned Enterprises that need to be addressed. Therefore, heightened vigilance in debt management and adherence to fiscal consolidation measures is imperative.

Examination of the 2024 Medium-Term Debt Management Strategy (MTDS)

In reviewing the 2024 MTDS, the Committee held productive deliberations with key stakeholders and received their submissions. These include the Controller of Budget (OCOB), the Auditor General (OAG), and the Governor, Central Bank of Kenya (CBK). The committee also held discussions with the Cabinet Secretary, National Treasury and Economic Planning before the report was finalized.

Further, in line with Article 201(a) of the Constitution, the National Assembly undertook public participation on the 2024 MTDS. This was done through a request for memoranda, which was submitted to the Committee for consideration. The also held meetings with the Institute of Public Finance (IPF) and the International Budget Partnership (IBP). Recommendations arising from these deliberations have been incorporated into this report.

Once approved, the 2024 MTDS is expected to inform the country's borrowing strategy in the coming financial year and over the medium term.

Key Recommendations

Arising from these consultative engagements, the Committee has made the following recommendations:

a) Non-financial Recommendations

1) **That**, in the next Medium Term Expenditure Framework (MTEF) cycle, the National Treasury should ensure consistency between the Medium-Term Debt Management Strategy and the Budget Policy Statement regarding the optimal borrowing strategy and the fiscal consolidation path;

2) **That**, the National Treasury should ensure that the fiscal deficit and subsequent public borrowing projections are realistic by incorporating forecasts on any potential in-year changes to interest rates, exchange rates, and contingency spending;

3) **That**, to address the emerging escalation of domestic interest rates alongside domestic interest payments, the National Treasury should submit a report providing practical measures to reduce the domestic debt service burden to sustainable levels to the National Assembly, within 60 days upon the adoption of this
Report.

4) **That**, in line with the resolution of the National Assembly on the 2023 Medium Term Debt Management Strategy, the National Treasury should publish guidelines that will ensure that the Treasury Single Account is established and operational by July 1st, 2024;

5) **That**, within 30 days and subject to Section 50 of the Public Finance Management Act, 2012 (Amended in 2023), the National Treasury should submit a comprehensive report to the National Assembly on the breach of the debt anchor of 55 percent (5) of Gross Domestic Product and the remedial measures undertaken to ensure that the adherence of the debt threshold;

6) **That**, in order to promote fiscal sustainability, reduce debt distress and to slow debt accumulation, any deviation from medium-term fiscal deficit path designed by both the Budget Policy Statement and the Medium-Term Debt Management Strategy, and any resultant readjustment to loan financing should be pre-approved by the National Assembly;

7) **That**, the National Treasury ensures the customization of the MTDS for the next MTEF cycle to Kenya's specific debt challenges by providing specific measures to deal with undisbursed loans and related commitment fees, measures to resolve risks emanating from non-performing loans owed by state-owned enterprises, and estimation of contingent liabilities; and

8) **That**, in order to help enhance public participation in public debt matters, the National Treasury should publish simplified, citizen-friendly documents to accompany the technical reports on public debt submitted to the National Assembly.

9) **That**, at least two months before the end of the financial year:

   a. the National Treasury shall submit to the National Assembly the Annual Borrowing Plan that addresses any deviations from the 2024 MTDS in financing the FY 2024/25 Budget Estimates, attendant cost and risks of the deviations and policy measures to address them; and

   b. The National Treasury should submit a list of a schedule of all projects for which borrowing is to be undertaken in the FY 2024/25.

b) Financial Recommendations

1) **That**, the fiscal deficit target for the medium term is approved and set at 3.9% of GDP for FY 2024/25; 3.3% of GDP for FY 2025/26, and 3.3% of GDP for FY 2026/27, in line with the fiscal consolidation path; and

2) **That**, the country's borrowing strategy is approved at 55 percent for net external borrowing and 45 percent for net domestic borrowing as contained in the 2024 Medium Term Debt Management Strategy.

ACKNOWLEDGEMENTS

The Pubic Debt and Privatization Committee thanks the Office of the Speaker and the Office of the Clerk of the National Assembly for their extended support in fulfilling its mandate of reviewing the 2024 Medium-Term Debt Management Strategy.

Sincere gratitude is also extended to the Institute of Public Finance, International Budget Partnership, the National Treasury, the Office of the Controller of Budget, the Office of the Auditor General, and the Central Bank of Kenya for honouring our invitation on short notice and providing critical information in the process of reviewing the MTDS.

Finally, the Committee would like to thank the Parliamentary Budget Office and the Directorate of Appropriations, Audit, and General-Purpose Committees for the extensive technical assistance provided in the review of the 2024 MTDS and the finalization of this report.

It is, therefore my pleasant undertaking, on behalf of the Public Debt and Privatization Committee, to table this Report to this House and recommend it for adoption.

SIGNED



.....

HON. ABDI SHURIE, MP.
CHAIRPERSON, PUBLIC DEBT & PRIVATIZATION COMMITTEE

29th feb 2024

.....

DATE

I. PREFACE

I.1. Establishment and Mandate of the Committee

The powers of each House of Parliament to establish Committees and to make Standing Orders for the orderly conduct of its proceedings are provided under Article 124 of the Constitution of Kenya (2010). For critical oversight over matters relating to public debt and debt guarantees, public-private partnerships, and privatization of national assets, Standing Order 207A establishes the Public Debt and Privatization Committee with specific mandates:

i. Oversighting public debt and guarantees, pursuant to Article 214 of the Constitution
ii. Examining matters related to debt guarantees by the National Government
iii. Oversighting Consolidated Fund Services, excluding audited accounts;
iv. Examining reports on the status of the economy with respect to public debt.
v. Oversighting Public-Private Partnership programs by the National Government in respect of the public debt; and
vi. Oversighting the privatization of national assets

This Committee is, therefore, mandated, among other functions, to examine the Medium-Term Debt Management Strategy and propose recommendations to the House for adoption.

I.2. Membership of the Committee

The Public Debt and Privatization Committee comprises of the following Members of Parliament: -

CHAIRPERSON
Hon. Abdi Shurie, M.P.
Balambala Constituency
Jubilee Party

VICE-CHAIRPERSON
Hon. (Dr.) Makali Mulu M.P
Kitui Central
Wiper Party

Hon. Junet, Mohamed S.N. CBS. M.P
Suna East Constituency
ODM Party

Hon. Mohamed, Abdikadir Hussein, M.P
Lagdera Constituency
ODM Party

Hon. Omboko Milemba M.P
Emuhaya Constituency
ANC Party

Hon. Suleka, H. Harun. M.P
Nominated
UDM Party

Hon. (Dr.) Irene Kasalu M.P
Kitui County
Wiper Party

Hon. Chege Njuguna M.P
Kandara Constituency
UDA Party

Hon. Kwenya, Thuku Zachary, M.P
Kinangop Constituency
Jubilee Party

Hon. Abdi Ali Abdi, M.P
Ijara Constituency
NAP-K

Hon. Kipkoros, Joseph Makilap M.P
Baringo North Constituency
UDA Party

Hon. Letipila, Dominic Eli, M.P
Samburu North Constituency
UDA Party

Hon. Aden Daud, EBS, M.P
Wajir East Constituency
Jubilee Party

Hon. Kirwa, Abraham Kipsang, M.P
Mosop Constituency
UDA Party

Hon. (Dr.) Daniel Manduku, M.P
Nyaribari Masaba Constituency
ODM Party

I.3. Committee Secretariat

In the preparation of this report, the Committee was facilitated by the following staff:

Mr. Leonard Machira
Principal Clerk Assistant II & Head of Secretariat

Mr. Chacha Machage
Fiscal Analyst I/ Clerk Assistant

Mr. Job Mugalavai
Fiscal Analyst III/ Clerk Assistant

Ms. Audrey Ogutu
Legal Counsel II

Mr. Eugene Luteshi
Audio Officer III

Ms. Fridah Ngari
Media Relations Officer III

Ms. Yasmin Hassan
Assistant Serjeant-at-Arms

Mr. George Mbaluka
Office Assistant

I.4. Parliamentary Budget Office

The Committee also received technical support from the staff of the Parliamentary Budget Office.

Dr. Martin Masinde
Director, Parliamentary Budget Office (PBO)

Mr. Robert Nyaga
Ag. Senior Deputy Director, Parliamentary Budget Office (PBO)

Ms. Julie Mwithiga
Fiscal Analyst I

II. REVIEW OF THE 2024 MEDIUM TERM DEBT MANAGEMENT STRATEGY

II.1. Introduction

1) The 2024 Medium-Term Debt Management Strategy (MTDS) was submitted to Parliament subject to Section 33 of the Public Finance Management Act, 2012. Overall, the 2024 MTDS sets out the medium-term strategy of the national government with respect to the management of actual and potential liabilities related to loans and guarantees, and its plans for dealing with those liabilities. Furthermore, the MTDS provides information on the stock of public debt as of the date of the statement, the sources of loans made to the national government, and the nature of guarantees given by the national government, among other information.

2) The 2024 MTDS was tabled in the National Assembly on February 15th 2024 and committed to the Public Debt and Privatization Committee subject to Standing Order 232A of the National Assembly Standing Orders for consideration. According to standing order 232A(4), the Committee was required to table its report within 10 days. Nevertheless, a 10-day extension was granted by the House on February 22nd 2024, to give the Committee extended time to undertake further engagement with stakeholders and to table a comprehensive report.

3) This report of the Committee on the MTDS contains a schedule showing the stock of domestic and foreign public debt (including guarantees), evaluates the principal risks associated with existing loans, evaluates the sustainability of the amount of debt, and makes recommendations on the overall debt strategy for the next financial year and the appropriate limit for domestic and foreign borrowing.

II.2. Public Debt Stock, Guaranteed Debt and the PFM Debt Threshold

4) Public and Publicly Guaranteed Debt amounted to Kshs. 11.25 trillion, as of January 2024, comprising of Kshs. 5.06 trillion in Domestic Debt and Kshs. 6.19 trillion in External Debt. This equates to 69.7 percent of the Gross Domestic Product (GDP) in nominal terms and/or 67.2 percent of GDP in Present Value (PV) terms. In the preparation of the 2024 MTDS, the public debt stock position as of June 2023, provided the baseline.

5) As of June 2023, the debt stock amounted to Kshs. 10.27 trillion, and comprised of external debt amounting to Kshs. 5.46 trillion and domestic debt worth Kshs. 4.83 billion. Between June 2022 and June 2023, the public debt stock increased by 1.64 trillion owing to; a) the depreciation of the exchange rate between the Kenya Shilling and major currencies and, b) the fiscal deficit for FY 2022/23 worth Kshs. 837.4 billion.

6) The 2024 MTDS indicates that fiscal consolidation measures will strive to achieve the adherence to the debt threshold as set under the PFM Act 2012. In

November 2023, Kenya's debt limit was amended from a numerical ceiling of the Kshs. 10 trillion to a debt anchor threshold of 55% (+5), to be achieved by 2028. A review of the 2024 MTDS notes that the PV of the Debt-to-GDP ratio rose from 63.9 percent in 2022, to 68.2 percent in 2023 and will decline to 67.2 percent in 2024. According to the National Treasury, the threshold will be met to by November 2028.

7) The public debt stock also contains total outstanding Government-Guaranteed Debt, which as of June 2023, amounted to Kshs. 170.2 billion and is broken down as follows: Kenya Power & Lighting Company (Kshs. 9 billion); Kenya Ports Authority (Kshs. 50.5 billion); Kenya Electricity Generating Company (Kshs. 22.4 billion); and a called guarantee loan related to the Kenya Airways PLC worth Kshs. 88.2 billion.

II.3. Cost and Risk Characteristics

8) The structure of the public debt portfolio has evolved over time, along with the associated costs and risks. As of the end of June 2023, external debt at 53 percent, constituted the largest proportion of the total debt portfolio, against domestic debt at 47%. This was largely influenced by valuation effects emanating from the depreciation of the Kenya Shilling against currencies that denominate the debt stock and subsequently increased debt servicing expenditure.

9) It is worth noting that the Medium-Term Debt Management Strategy did not consider the costs and risks from contracted but undisbursed loans. According to the Office of the Auditor General, a total of Kshs. 4.99 billion has been utilized to meet commitment fees for undrawn loan amounts between FY 2020/21 and FY 2022/23. The lack or partial disbursement of loans is an indicator of inefficiency in the utilization of loan resources, and the incurrence of commitment fees is an avoidable incidence if the right proactive policies and initiatives are provided.

a) Interest rate risk.

10) As of June 2023, the Weighted Average Interest Rate (WAIR) of the total debt portfolio stood at 7.7 percent. Over the past year, there has been a general rise in interest rates for both external and domestic loans, rising from 3.8 percent to 4.0 percent and from 11.5 percent to 11.7 percent, respectively. This increase in WAIR signifies a widespread tightening of borrowing conditions for domestic and external loans, as evidenced when new domestic and external loans are acquired at higher interest rates. This trend is further corroborated by the escalation of interest payments from Kshs. 121.1 billion (or 3% of GDP) in FY 2013/14, to Kshs. 892.8 billion (or 5.5 percent of GDP) in FY 2023/24.

11) In addition, the proportion of public debt subject to fixed interest rates decreased from 76.9 percent to 72.7 percent, whereas the proportion subject to variable rates increased from 23.1 percent to 27.3 percent. This indicates a gradual shift

an increase in public debt exposed to interest rates fluctuations, potentially creating the level of uncertainty in determining the public debt interest expenditure.

12) The debt re-fixing in 1 year as a percentage of total outstanding debt increased from 23% in December 2022 to 26.7% in June 2023. This was driven by an increase in external debt re-fixing in one year from 27% to 33% during the period; this is as a result of the maturity of the USD 2 billion in 2024. Debt re-fixing in one year for domestic debt, however, declined marginally from 18.7% to 16.8 % owing to the use of long-tenor Treasury bonds. The increase in the proportion of debt re-fixing in one year implies an increase in vulnerability from the external debt stock.

b) Refinancing Risk.

13) The Average Time to Maturity (ATM) for both domestic and external debt experienced a decrease between December 2022 and June 2023. Specifically, domestic debt decreased from 7.8 years to 7.5 years, while external debt decreased from 9.8 years to 9.3 years. This resulted in an overall reduction in the Average Time to Maturity of the total debt portfolio from 8.8 years to 8.5 years. A decline in the Average Time to Maturity indicates an increase in refinancing risk for both domestic and external debt, consequently leading to an increase in debt service expenditure.

14) The decline in the average time to maturity of domestic debt may follow investor preference for short-term debt instruments compared to longer-term bonds, which are required for lengthening the maturity profile of domestic debt. On the other hand, the increase in refinancing risk for the external debt portfolio is likely to be caused by maturing commercial debt in the medium term.

15) As such, the percentage of total debt maturing within one year increased to 12.7% in June 2023 from 11.7% in December 2022. This slight increase was influenced by an increase in external debt maturing within one year from 5.1% to 9.7%, which was partially offset by a decline in domestic debt from 18.7% to 16.8%. This shift indicates progress in the objective of lengthening the maturity profile of the domestic debt portfolio by substituting short-term instruments with medium to long-term instruments, thereby reducing refinancing risk.

c) Exchange Rate Risk

16) Exchange rate risk refers to the Public Debt portfolio's vulnerability to exchange rate volatility. This mainly applies to foreign currency-denominated debt in terms of: a) external debt stock share of total stock of debt, b) exchange rate appreciation or depreciation and, c) currency composition/denomination of external debt stock. Changes in exchange rate risk exposure have both upside and downside risks to the public debt stock.

17) By the end of June 2023, the external debt stock amounted to Kshs. 5.4 trillion (53%). This was a Kshs. 1.2 trillion (27 percent) increase from Kshs. 4.2 billion in June 2022, when it accounted for 50 percent of the entire debt stock, thus indicating an increase in exchange rate risk exposure.

18) A review of the currency composition of external debt indicates that, as of June 2023, the United States Dollar accounted for the largest share (67.2%), followed by the Euro (21.3%), Yen (3.9%), Great British Pound (2.3%), Yuan (5.10), and others at 0.2%. Owing to its share, the depreciation of the USD/KSHS Exchange rate will have a larger valuation effect on both the external debt stock and external debt servicing expenditure. As such, the diversification of the currency composition of the external debt stock is recommended.

19) On the depreciation of the exchange rate between June 2022 and June 2023, the Kenyan shillings depreciated by 19.3% against the United States Dollar and 23.4% against the Euro. This in turn affected over 88.5 percent of the external debt stock. According to the National Treasury, the materialization of this risk resulted in an increase in public debt stock by over Kshs. 800 billion.

II.4. Public Debt Sustainability Analysis.

20) In terms of Debt Carrying Capacity (DCC), Kenya is classified as a medium performer with a Composite Indicator of 2.98 (a decline from 3.12 in 2020). The Composite Indicator (CI) is assessed using: the World Bank Country Policy and Institutional Assessment; real GDP growth; remittances; international reserves; and global growth. This indicates the need for new policies targeting debt management, improving the quality of institutions, and adherence to fiscal consolidation objectives, among other factors.

21) According to the 2024 MTDs, Kenya's public debt stock is sustainable but at a high risk of debt distress, primarily from liquidity pressures and increased vulnerability to macroeconomic shocks. The stock of public debt, as of June 2023, amounted to Kshs. 10.26 trillion with a Present Value (PV) debt to GDP ratio of 68.2 percent. This is above the threshold of 55 percent and has increased from 63.9 at the end of 2022. The 2024 MTDS indicates that, following the implementation of the fiscal consolidation plan, this ratio will decline towards 56.9% by 2028.

22) The pressure from elevated debt servicing expenditures is also indicated by breaches of liquidity thresholds. According to the 2024 MTDS, three (3) thresholds have been breached: a) PV of PPG external debt to exports ratio; c) PPG Debt service to exports ratio; and d) PPG debt service to revenue ratio; due to the impact of Eurobond payments (2024 and 2028) and rollover of other external bank loans on exports and revenues. This indicates increased vulnerability and the need for: a) liability and cash management, b) continued

lengthening the maturity profile for both domestic and external debt, and c) increasing the country's export income.

II.5. Financing the 2024/25 Budget and Fiscal Deficit

23) According to the 2024 Budget Policy Statement, the total expenditure for FY 2024/25 is estimated to be Kshs. 4.2 trillion against the revenue estimate of Kshs. 3.45 trillion resulting in a fiscal deficit (including grants) of Kshs. 703.9 billion (3.9% of GDP). This is expected to decline to Kshs. 666.7 billion in 2025/26.

24) The fiscal deficit under the 2024 Budget Policy Statement indicates that the fiscal deficit will be financed as follows:

   a. Net external borrowing Kshs. 326.1 billion. Gross external borrowing worth Kshs. 670 billion inclusive of a) Commercial Financing – Kshs. 151 billion, b) project loans: Kshs. 308 billion and c) program loans – Kshs. 210.5 billion; and,
   b. Net Domestic Borrowing worth Kshs. 377.7 billion.

25) The achievement of a lower debt-to-GDP ratio in the medium term is contingent upon the accuracy of macroeconomic assumptions as well as the realization of fiscal consolidation plans. Previous medium-term projections have contrasted with actual achievements, leading to expansion of the fiscal deficit by the end of the financial year, leading to more borrowing than projected. It is critical, therefore, that the macroeconomic assumptions underpinning the Budget Policy Statement are realistic for achieving a sustainable debt position.

II.6. The 2024 Proposed Borrowing Strategy

26) The 2024 MTDS proposes an optimal borrowing strategy after the evaluation of four different borrowing scenarios to arrive at a financing composition of domestic and external debt that minimizes costs and risks. The assumptions underpinning the selection of the optimal borrowing strategy for FY 2024/25 are outlined in the 2024 Budget Policy Statement, including a real GDP growth rate of 5.5%, inflation target of 5.0%, revenue of 19.1%, and fiscal deficit rate of 3.9%.

27) The risks to the assumptions are outlined as climate-related shocks, exchange rate volatility and depreciation of the Kenya shillings, performance exports, investor preference for short-term instruments that can heighten refinancing risks, and the materialization of contingent liabilities arising from State Owned Enterprises (SOEs) debts and Public-Private Partnerships (PPPs).

28) Therefore, the preferred borrowing strategy to finance the fiscal deficit for FY 2024/25 is as follows:

   a. Gross borrowing ratio of domestic borrowing to external borrowing of 63:37, respectively; and,

b. Net borrowing ratio of domestic borrowing to net external borrowing of 45:55, respectively.

29) The external borrowing composition would maximize concessional borrowing and reduce commercial borrowing, thereby reducing the cost of debt. On the domestic front, the refinancing risk would be reduced by contracting more medium-to long-term bonds instead of treasury bills.

30) The chosen strategy is consistent with the FY 2023/24 financing strategy, which gradually reduced reliance on domestic borrowing, primarily short-term domestic borrowing, in favour of long-term securities. External borrowing aims to increase dependence on concessional borrowing. However, commercial borrowing may become unavoidable due to current liquidity constraints. As such, there is a general requirement for efficient, transparent, and accountable use of commercial debt.

31) Despite developing an appropriate strategy, adherence to it is critical. A review of previous years' borrowing strategies shows a shortfall in achieving the external loan target while surpassing the domestic borrowing target. The lack of adherence to the strategy of choice may lead to the accumulation of unintended costs and the occurrence of unexpected risk characteristics in the medium term and negatively affect progress towards lowering the high level of debt distress and promoting Debt Sustainability.

II.7. The Fiscal framework underpinning the 2024 MTDS

32) In the upcoming fiscal year 2024/25, the government projects that revenue collection, including Appropriation-in-Aid, will rise to Kshs. 3.4 trillion, constituting 19.1 percent of GDP, up from Kshs. 3.1 trillion (FY 2023/24). While there is optimism about revenue growth, it's crucial to critically evaluate the feasibility of meeting these targets.

33) Total government expenditure and net lending for the upcoming fiscal year is estimated at Kshs. 4.19 trillion. This includes recurrent expenditure worth Kshs. 2.86 trillion (15.9 percent of GDP) and development expenditure of Kshs. 877.8 billion (4.9 percent of GDP). It's noteworthy that the rising proportion of public debt interest payments as a share of GDP has increased from 3 percent to 5.5 percent over the past decade and could have had a crowding-out effect on development expenditure, which declined from 10.3 percent (FY 2013/14) to 4.4 percent (FY 2023/24), over the past 10 years.

34) Consequently, the resultant projected fiscal deficit for FY 2024/25 is Kshs. 703.9 billion, equivalent to 3.9 percent of GDP. However, the financing approach for this deficit differs between the 2024 Budget Policy Statement (BPS) and the Medium-Term Debt Management Strategy (MTDS). Therefore, there's a need for the National Treasury to enhance its policy formulation processes to ensure consistent communication of fiscal policy and provide clarity on the rationale and outcomes.

III. SUBMISSIONS FROM KEY STAKEHOLDERS

III.1. The Controller of Budget (OCOB)

The Controller of Budget made the following submissions to the committee:

35) The Office of the Controller of Budget (OCOB) is established under Article 228 of the Constitution to oversee the implementation of the budgets of the National and County Governments by authorizing withdrawals from public funds as established under Articles 204, 206, 207, and 228 of the Constitution.

36) To promote prudent borrowing, the 2024 MTDS proposes net financing as follows: 45 percent domestic financing and 55 percent external borrowing. The 2024 MTDS aims to ensure that the government meets its expenditure requirements while repaying debt obligations when they fall due.

37) There is a need to adopt a deficit financing policy that is cognizant of a country's export capacity, which does not adversely affect the foreign exchange rate. For instance, debt servicing expenditure amounted to Kshs. 8.26 billion being incurred in the first half of 2023/24 and January 2024 to cover external payments arising from foreign exchange fluctuations.

38) On the least cost of debt in terms of interest payments as a percentage of GDP and implied interest rate, the OCOB indicated that:

i. While maintaining the independence of the Central Bank of Kenya (CBK), the Monetary Policy Committee (MPC) should consider the review of the Central Bank Rate (CBR), which increased from 12.5 percent to 13 percent on the 6th of February, 2024;

ii. While the decision to increase the rate mitigated adverse economic impacts and financial disruptions, it is important to note that the national government's interest payments have substantially increased;

iii. During the first half of the current financial year, the government spent Kshs. 405 billion on debt interest expenses, composed of domestic interest payments worth Kshs. 300 billion and foreign interest payments worth Kshs. 105 billion. If this trend continues, it is projected that the government will end up spending over Kshs. 800 billion on debt interest expenses by the end of the financial year;

iv. Domestic interest expenses rose by 19% compared to a similar period last year because of rising interest rates and further debt accumulation. Foreign interest rose by 57%, driven mainly by the depreciation of the shilling. Fiscal policy should, therefore, refrain from replacing cheaper debt with costlier ones; and

v. The twin tragedy of rising interest rates and steep depreciation of the shilling is increasing our debt servicing burden to unmanageable levels, with the risk

of leaving the government with limited funds for other necessary expenditures.

39) Regarding the Present Value (PV) of Debt to GDP as an outcome of the Fiscal Consolidation Plan, the OCOB indicated the following:

i. The current PV of debt to GDP, as stated in the MTDS, is at 68.3 percent as reported. Fiscal consolidation, as a government policy, is intended to reduce deficits and the attendant accumulation of debt.

ii. The Government should endeavour to develop a balanced budget and encourage it at the subnational level. As evidenced by the Controller of Budget Reports, Kenya's budget deficit and debt crisis stem from the government's persistent overspending on non-core areas.

40) To minimize refinancing risk by lengthening the total portfolio Average time to Maturity (ATM) through the issuance of medium to long-term bonds and concessional loans with longer maturities, the OCOB indicated that:

i. Kenya secured partial repayment of the USD 2bn Eurobond due in June 2024.

ii. Kenya decided to buy back most of that bond and issue a new long-term USD 1.5 billion note that alleviates the pressure of bullet payments until 2029, when repayments start.

iii. The instrument was taken at a high price of 10.375% in effective terms to repay a bond, with a yield of 6.875%.

iv. There are circumstances in which expensive concessional loans are acquired. It has been observed that such loans are expensive in the long run and with a low impact in terms of economic development. Multilateral agencies typically provide these concessional loans.

v. An audit of concessional loans and their respective projects should be conducted to ascertain the effectiveness of these loans. Analysis by COB revealed that the average interest paid on concessional loans averaged 14.5% for many years.

41) Regarding measures to minimize interest rate risk arising from the status of average time to re-fixing, the OCOB indicated the following:

i. There has been a reduction in the average time to re-fixing of domestic debt from 11.3 years, as reported in the 2022 MTD target to 7.7 years as of June 2023.

ii. Furthermore, there is a deviation of -3.6 years, occasioned by a marginal increase in the interest rate indicators. The indicators point towards investors' preference for short-term securities over long-term securities.

42) On the operations of the Overdraft facility, the Controller of Budget indicated that:

i. During the first six months of FY 2023/24, the total charge on the overdraft facility amounted to Kshs. 4.21 billion, an increase of 105.8 percent compared to Kshs. 2.04 billion incurred during a similar period in FY 2022/23.

ii. This increase is due to a gradual increase in the CBR rate from 8.75 percent to 10.5%, and finally to 12.5 percent in December 2023, combined with an increase in the overdraft facility limit from 80.05 billion to Kshs. 97.05 billion in FY 2023/24

43) The OCOB therefore recommended that:

i. The Central Bank of Kenya should consider revisiting the interest rate adjustment at the earliest opportunity to reduce domestic interest rates, as inflation in Kenya is driven by a supply and demand imbalance. As such, the rise in interest rates to curb inflation may not necessarily impact inflation caused by a food supply shortage;

ii. There is a need to implement fiscal policies such as levying higher taxes for non-essential imports and giving more incentives to support local production that would enhance GDP and consequently lower food prices;

iii. The establishment of the single treasury account should be fast-tracked, this will help mop up the idle balances belonging to MDAs being held in commercial banks;

iv. There is a need to implement the 2024 MTDS and deepen the domestic bond market to enhance economic growth and limit the crowding-out effect on credit supply to the private sector;

v. Measures should be put in place to increase the absorption rate of loans. A case example was provided and involved the Coast Development Authority (CDA) which received Kshs. 271 Million for implementing the Malindi Integrated Social Health Program, funded by the Italian Government. According to the status report, some of the reasons for the delays are awaiting approval by the National Project Steering Committee (NPSC) and Tax exemption approvals;

vi. The National Treasury should fast-track the long outstanding Sinking Fund implementation during this period of high debt service requirements;

vii. The National Assembly should enact strict legislation that would help alleviate the pending bills and ensure that pending bills are priority expenditures each financial year in line with the National Treasury Circular-No.10-2020-on-Prioritization-of-Pending-Bills by State Corporations and Semi-Autonomous Agencies (SAGAs); and

viii. There is a need to adopt a deficit financing policy that is cognizant of the export capacity of the country, and that does not adversely affect the foreign exchange.

III.2. The Auditor General (OAG)

In the presentation to the Committee, the Auditor-General indicated that:

44) Section 42 of the Public Audit Act, 2015 bars the Auditor-General from questioning the merits of a policy objective of the National Government or County Government or any other public entity. However, Article 229(6) mandates the Auditor-General to confirm whether or not public money has been applied lawfully and effectively. This entails the assessment of implementation of Government policies and programs.

45) The Office has continually raised concerns over the growing level of public debt in Kenya. The outstanding amount of public debt has increased over the years from Kshs. 4.8 trillion in FY 2017/2018 to Kshs. 10.3 trillion in FY 2022/2023, representing a Kshs. 5.5 trillion (114%) increase over the six (6) year period

46) The increase in public debt was driven by the issuance of commercial debt with high market interest rates, additional fees, and commissions. The government has issued 4 Eurobonds including a 10-year Eurobond, issued in 2014 is due to mature in June 2024, with a coupon rate of 6.875% and an initial value of USD 2 billion, 2019 issuance and matures in May 2027, with a coupon rate of 7% and an initial value of USD 900 million, a 2018 and matures in February 2028, with a coupon rate of 8.500% and an initial value of USD 2 billion.

47) The fourth and the newest Eurobond was issued in February 2024 and mature in 2031, with a coupon rate of 10.375% and a value of USD 1.5 billion (approx. Kshs. 233.25 billion at an exchange rate of 155.5Kshs/USD). This bond was issued to finance the repayment of the Eurobond, maturing in June 2024.

48) The Office has raised various issues pertaining to accountability and sustainability of public debt expenditure and has submitted annual financial audit reports on public debt expenditure. Among them: Public Debt Servicing Activities (September 2022) Special Audit on Utilization of Commercial Loans in Kenya for the period 1 July 2010 to 31 December 2021 (September 2022) and, Contracting of External Loans for Public Development Projects by The National Treasury (October 2023).

49) The audits have revealed, among other issues, that:

i. There are no specific financial statements prepared to show the complete debt position (Debt stock). Currently, the status of public debt is only included as an annexure in the Consolidated Fund Services - Public Debt. Other

government liabilities or obligations, such as pending bills/ accounts payable and pension arrears, are not included in the Debt stock.

ii. The cost of debt servicing has over the years increased from Kshs. 322, billion in FY 2017/2018 to Kshs. 617.7 billion in FY 2022/2023 (92% increase).

iii. The cost of domestic debt has become more expensive than the cost of external borrowing. The cost of domestic debt averaged three times the cost of external borrowings despite it constituting 47% of the total debt. During the period 2017/2018 to 2022/2023, the cost of external borrowing averaged 28% while domestic debt averaged 72% of total finance costs.

iv. The Government continues to pay commitment fees incurred on undrawn amounts regarding loans signed between the Government of Kenya and foreign lenders. A total of Kshs. 4.99 billion was incurred for undrawn between FY 2020/2021 and 2022/2023. The amount of Kshs. 4.99 billion comprises of Kshs. 2,063,104,537, Kshs. 1,486,813,083, and Kshs. 1,435,968,272 for the years 2020/2021, 2021/2022 and 2022/2023 respectively. These amounts are included in the Interest Payments on Foreign Borrowings for the respective years

v. Debt servicing is prone to foreign exchange loss exposure on payment of external debt. In order to reduce the exchange rate risk exposure, the Office has recommended that the Government consider hedging mechanisms on foreign exchange risks.

vi. A review of records held by the National Treasury's Commonwealth Secretariat Debt Recording and Management System as of 30 June 2023 revealed that the Government has defaulted on servicing an amount of Kshs. 11.04 billion in respect of three (3) loans advanced towards the construction of the following three (3) dams:

   a) Arror dam, of which Euro 91.9 million had been disbursed, resulting in a default of Euro 3.2 million in principal payments and Euro 9.9 million in interest payments thus far totalling Euro 23.1 million or Kshs. 2.9 billion.
   b) Itare dam project of which Euro 141.5 million had been disbursed, resulting in a default of Euro 36.4 million in principal payments and Euro 6.7 million in interest payments thus far totalling to Euro. 43.1 million or Kshs. 5.3 billion.
   c) Kimwarer dam project, of which Euro 71.9 million had been disbursed, resulting in a default of Euro 15.4 million in principal payments and Euro 7.4 million in interest payments thus far totalling to Euro. 22.8 or Kshs. 2.8 billion.

50) In addition to the proposals on reducing the risks and costs of the stock of debt in line with the Debt Management Objectives, the office gave the following proposals, that:

(a) Acquisition of land, relocation of utilities, and wayleave compensation should be financed in advance through timely disbursement of GOK counterpart funding before the signing of financing agreements.

(b) The time between feasibility studies and the actual time for signing financing agreements is reduced to avoid the cost of redoing feasibility studies.

(c) Implementing agencies should involve project implementing agencies during project identification and designs through public participation in order to enhance ownership, social accountability, and sustainability of the projects.

(d) In instances where a project has several loans attached to it, there should be clear segregation and utilization of funds.

(e) Establishment of a Debt Sinking Fund in foreign currency (USD) to be used in debt repayment.

(f) The capacity and skills of PDMO should be enhanced for adequate evaluation and negotiation of favourable credit terms and conditions and for adequate monitoring and evaluation of loan projects.

(g) To ensure adequate project oversight, the implementing agencies should enhance the monitoring and evaluation of debt-funded projects.

III.3. The Governor, Central Bank of Kenya (CBK)

The Governor, Central Bank of Kenya gave the following submissions to the Committee:

51) Kenya's public debt as a share of GDP has been rising steadily since 2008 to an estimated 73.3 percent by end-December 2023. While public debt is considered sustainable, the Debt Sustainability Analysis (DSA) conducted in December 2023 placed Kenya at high risk of debt distress, calling for appropriate measures to be put in place to reduce debt vulnerabilities. In particular, the DSA showed increased vulnerability of Kenya's public debt to exports and financing risks.

52) The objectives of the 2024 Medium-Term Debt Management Strategy (MTDS) are similar to those of the 2023 strategy. The 2024 MTDS prioritizes concessional external borrowing, while medium to long-term Treasury bonds are the main instruments for domestic financing. The main difference in the two strategy documents is in the financing mix.

53) The 2024 MTDS targets increased deficit financing from external sources with a financing mix of 55 percent from external sources and 45 percent from the domestic market, compared to a balanced financing mix of 50:50 in the 2023 MTDS. Regarding gross financing needs, the 2024 MTDS assumes a ratio of 63:37 percent from domestic and external sources compared to 65:35 percent in the 2023 MTDS.

54) Assessment of the implementation of the 2022 MTDS, which guided borrowing in FY 2022/23, shows the realization of 22:78 percent external to domestic financing of the gross financing needs compared to the projected 25:75 percent. This was on account of unfavourable global market conditions.

55) The review also shows the deterioration of costs and risk characteristics of the public debt portfolio. The Strategy aimed at lowering the debt service cost and minimizing the refinancing risk. However, there was an increase in both the debt service cost and the refinancing risk due to the appreciation of major currencies against the Kenya shilling and elevated interest rates in the domestic market. Investors' preference for shorter-dated instruments also contributed to the decline in the Average Time to Maturity

56) The key macroeconomic assumptions underpinning the 2024 MTDS are based on stable and robust real GDP growth supported by the implementation of priority programs outlined in the Bottom-Up Economic and Transformational Agenda (BETA), improving fiscal position, and a stable macroeconomic environment. These are largely aligned with the government's policy objectives stipulated in the 2024 Budget Policy Statement and CBK's view on the macroeconomic outlook.

57) The 2024 MTDS considered four deficit financing strategies with varying financing mixes from domestic and external sources. The most preferred strategy (S4) minimizes costs and risks through increased concessional borrowing and a gradual reduction of Treasury bills stock, with domestic financing mainly coming from medium to long-term Treasury bonds. Regarding net financing, the option assumes 45 percent domestic and 55 percent external borrowing.

58) The projected budget deficit for FY 2024/25 is Kshs. 703.9 billion, and the required borrowing in alternative financing strategies. Under the most preferred strategy, the budget deficit will be financed through net domestic financing of Kshs. 316.8 billion (45 percent) and net foreign financing of Kshs. 387.1 billion (55 percent). The preferred financing strategy is feasible, given that the actual domestic borrowing in the last four years averaged at Kshs. 462.3 billion.

59) There are significant differences between the projected financing of the budget deficit articulated in the 2024 Budget Policy Statement and the preferred strategy in the 2024 MTDS. Whereas the MTDS is more skewed towards foreign financing of the budget deficit, the BPS relies more on domestic financing.

60) The preferred financing strategy, compared to alternative strategies, gives improved expected outcomes in terms of the cost and risk of debt, reduced refinancing risks, and longer time to maturity. Consequently, public debt as a percent of GDP is expected to decline gradually to sustainable levels as the government pursues a fiscal consolidation plan.

61) In addition, there will be a notable improvement in the borrowing terms reflecting the Government's strategy to maximize concessional and semi-concessional loans from multilateral and bilateral sources.

62) On Domestic Debt Market Development, it was indicated that the CBK is committed to continue implementing and supporting reforms aimed at further deepening the domestic debt market to reduce the cost of debt and improve market liquidity. Some of the major initiatives and reforms include:

i. Modernization of market infrastructure: The government successfully implemented the Central Securities Depository System (DhowCSD) is expected to enhance the efficiency of domestic debt operations, improve market liquidity, promote capital market growth, broaden investor base, and position Kenya as the preferred financial hub in the region.

ii. Automation of access to government securities: CBK rolled out TMD in February 2020, a digital channel for retail investors to access government securities through mobile phones and an Internet Banking platform for institutional investors.

iii. Sustained market engagement and stakeholder collaboration: CBK has enhanced coordination with the National Treasury on debt and market development initiatives, including debt re-profiling through switch operations, and improved market engagement through the Bond Market Forum, which has been instrumental in developing one of the fastest-growing bond markets in Africa.

63) The 2024 MTDS objectives are consistent with the key priorities of domestic debt management and ongoing fiscal consolidation measures aimed at reducing the fiscal deficit and lowering debt costs and risks. CBK welcomes the Government's plans to diversify the investor base and explore new sources of financing, such as green and blue bonds. The CBK will continue to deploy measures to develop the domestic debt market, including ongoing modernization of the market infrastructure to diversify the investor base and mitigate the exchange rate risk.

64) The 2024 MTDS notes that the risks posed by inflation-induced high interest rates in both domestic and international markets may pose a challenge to the government's financing of the FY2024/25 Budget and performing liability management operations on its debt portfolio as well as increasing its debt service costs. However, it should be noted that the issue of liability management operation relating to the 2024 Eurobond has now been addressed conclusively following the recent issuance of a Eurobond of US$ 1.5 billion.

III.4. The Cabinet Secretary, National Treasury and Economic Planning

The Cabinet Secretary, National Treasury and Economic Planning gave the following submissions to the Committee:

65) The current stock of public and publicly guaranteed debt stands at Kshs. 11.25 trillion or 69.7 percent of GDP in nominal terms. The current Present Value of public debt to GDP is 67.2 percent. The public debt comprises a mix of External debt of Kshs. 6,189.97 billion; and Domestic debt of Kshs. 5,058.04 billion.

66) In recent months, external debt has risen relative to domestic debt due to the depreciation of the Kenya shilling against foreign currencies. External debt is largely from official creditors and on concessional terms. It is composed of Kshs. 3,118.57 billion as multilateral debts (50% of total external debt); Kshs. 1,399.72 billion bilateral debts (23%); and Kshs. 1,671.68 billion commercial debts (27%) of which Eurobonds account for Kshs. 1,141.33 billion (18%).

67) Domestic debt is mainly held in the form of Government debt securities as follows: Kshs. 4,272.25 billion in Treasury Bonds (85% of the total domestic debt), Kshs. 565.63 billion Treasury Bills (11%); and Kshs. 220.16 billion (4%) as others (Overdrafts from Central Bank of Kenya, IMF SDR Allocation and Bank advances).

68) The proposed FY 2024/2025 fiscal deficit of Kshs. 703.87 billion will be financed as follows: Net Foreign financing worth Kshs. 326.12 billion and Net Domestic financing worth Kshs. 377.75 billion

69) Under the current revenue-driven multi-year fiscal consolidation program, the National Treasury commits to bring down the Present Value of debt as a percentage of GDP from 67.2 percent to 55% over a period of five years as per the recent amendment of the Public Finance Management Act on the debt anchor.

70) The weighted average interest rate of the total debt portfolio was 7.7 percent per annum in June 2023, of which domestic debt is 11.4 percent per annum. The weighted average interest rate of external debt increased to 4.5% in June 2023 compared to 3.9% in December 2022.

71) The rise in interest rates in the public debt portfolio is attributed to the tight liquidity conditions both in the domestic and international financial markets.

72) The average Time to Maturity of the total portfolio declined from 8.8 years in December 2022 to 8.5 years in June 2023 because of the reduced performance of long-tenor bonds and issuance of more short-term domestic debt attributed to the tightness of liquidity in the market.

73) The projected debt redemption profile is characterized by large maturities in 2028, 2029, and 2030 on account of Eurobond and bank-syndicated debts.

74) The 2024 Medium-Term Debt Strategy aims to optimize access to external concessional borrowing and undertake liability management to minimize costs and refinancing risks in the debt portfolio. On a net basis, the strategy assumes a mix of 45% domestic and 55% external financing over the medium term. In gross borrowing terms, external and domestic financing accounts for 37% and 63%, respectively.

75) In addition to the commitment to fiscal consolidation (required to stabilize the growth of public debt), the 2024 Medium-Term Debt Strategy identifies key actions to guide borrowings during FY2024-25 to 2026-2027, which include:

i. Use of long-tenor Treasury bonds for refinancing of maturing domestic debt and raising of new deficit funding resources along with a reduction in the proportion of short-term domestic debt (Treasury bills). This will minimize refinancing risks and lengthen the Average Time Maturity for domestic and total debt.
ii. Deepening the domestic bond market by issuing more medium to long-term instruments as the main source of domestic financing.
iii. Maximize the use of concessional borrowing as opposed to commercial debt to lower costs and risks;
iv. Minimize interest rate risk in terms of average time to re-fixing.

76) In collaboration with other financial sector players, including the Capital Market Authority and the Central Bank of Kenya, The National Treasury will sustain domestic debt market reforms to improve the performance of the primary issuance and promote vibrancy of the secondary market to develop a credible yield curve for Government securities. These reforms include the publication of an issuance calendar, Separation of the Retail and Wholesale Market for Government Securities; and Re-engineering of Retail-Bond Issuance, among others.

Further submissions to the Committee included:

77) On whether the financing framework under the 2024 Budget Policy Statement is linked to the strategy under the 2024 Medium Term Debt Management Strategy, it was indicated that the 2024 MTDMS has been prepared based on the projected macroeconomic indicators and fiscal deficit trajectory in the 2024 BPS. The strategy focuses on maximizing concessional and reducing commercial borrowing, thereby reducing the cost of debt.

78) On how the MTDS addresses rising debt servicing costs and creates fiscal space to support other sectors' expenditure needs, the Committee was informed that the objective of the MTDS is to raise resources through borrowing to finance the budget deficit while maintaining minimum costs and prudent levels of risks in the portfolio. Debt service costs have continued to rise in line with the growth of public debt; however, efforts have been made to grow the proportion of

concessional debt in the portfolio and increase the stock of long-tenure domestic debt to minimize settlement risk. A multi-year fiscal consolidation framework seeking to lower the fiscal deficit will ultimately drive debt servicing costs downward.

79) On how the strategy would achieve the PFM threshold of 55% (+5) by 2029, the Committee was informed that the fiscal deficit is the primary driver of debt. The 2024 BPS pronounces a tight fiscal deficit path underpinning the projected PV of debt to GDP from 68.2% in 2023 to 56.9% in 2028 and 55% by November 2028.

80) On how the strategy has accommodated policy impact emanating from the continuous deviation from the annual MTDS plan/strategy, the committee was informed that the strategy considers the impact of exogenous shocks that influence access and cost of financing. Under the 2024 MTDS, the National Treasury will seek to explore alternative sources of financing to raise resources for budget financing and liability management to help lower costs and risks in the debt portfolio.

81) On undertaking a conservative approach towards commercial borrowing and ensuring that loans are earmarked to capital projects whose returns are comparable to the high yields that the loans bear, the Committee was informed that commercial borrowing is driven by a lack of access to adequate budget support from multilateral and bilateral lenders. Whereas project-linked finance is desirable, some flexibility in the use of funds is required to ensure the delivery of high social impact projects like education, health, water, and sanitation which may not necessarily demonstrate revenue streams but contribute to human capital development critical for growth and development of the country.

82) On how 2024 MTDS addresses the materialization of domestic debt-related interest and refinancing risk that could cause liquidity constraints, the Committee was informed that the 2024 MTDS seeks to maintain a trade-off of risk and cost in the domestic debt portfolio. Whereas interest costs have risen in the last few months due to external factors, the focus is to undertake a number of reform measures in the domestic debt market to promote efficiency in the primary market and restore vibrancy in the secondary market. The interventions will lower overall costs and reduce refinancing risks along the maturity structure of domestic debt.

83) On possible strategies designed to address issues raised by Sovereign/Credit Rating Agencies whose reports are critical in determining the cost of borrowing, the Committee was informed that credit rating agencies have raised concerns over the ability of the Government to fully finance the budget deficit due to limited access to international market particularly to refinance the 2024 Eurobond. However, Kenya has been able to de-risk the 2024 Eurobond through a buy-back operation, and domestic debt markets have positively responded to

this action. The National Treasury has initiated a process to develop a strategy to enhance Kenya's credit rating profile.

84) On how the materialization of the exchange rate risk resulted in the increase in the debt stock by over Kshs. 800 billion would be addressed in the future, and how the appreciation of the exchange rate would be factored; the Committee was informed that Kenya has a market-determined exchange rate regime that acts as an automatic stabilizer; it stabilizes prices and supports economic activity. The recent 2024 Eurobond buyback operation de-risked the space and slowed depreciation of currency and a surge in foreign exchange flows is expected in the near term. Overall, the debt-to-GDP ratio will continue to decline due to revenue mobilization and fiscal consolidation efforts.

85) On how the MTDS addresses contracted but undisbursed loans (the resultant commitment fees) and measures geared towards increasing the rate of loan disbursement, the Committee was informed that the MTDS's primary objective is to mobilize resources to finance the deficit and maintain an optimal mix of debt to lower costs and risks. Absorption of project funds is a matter of budget execution by line ministries, departments, and agencies and is outside the scope of debt management strategy.

86) On the need to expound on the components of net domestic and net external borrowing proposed under the strategy, the Committee was informed that the details of net domestic and net external financing may be broadly stated in future MTDS as details depend on lending policies of potential multilateral, bilateral and private lenders and market conditions.

87) Having noted that up to $8.5 billion or 25% of total debt will be maturing in +10 years thus raising concern on how the burdens and benefits of the use of resources and public borrowing are shared equitably between present and future generations (Article 201(c) of the Constitution), the Committee was informed that new loan commitments will continue to be contracted over the period consistent with Government development plans over time. This will ensure intergenerational equity in terms of benefits and burden sharing. When such an imbalance occurs, corrective measures will be taken.

88) On how the strategy would improve the position of Kenya's DSA risk indicators, the Committee was informed that a multi-year fiscal consolidation policy stance would drive debt to GDP downward and improve debt sustainability indicators. The MTDS will continue to lay emphasis on concessional financing and issuance of longer domestic debt instruments to finance the deficit and ensure a balanced mix of external and domestic debt.

III.5. Submissions from Public Participation

89) In line with Article 201 of the Constitution, the National Assembly undertook public participation in the 2024 Medium-term Debt Management Strategy through requests for memoranda from the public. The period provided was seven days as from February 19th, 2024, and the advertisements were placed on the Daily Nation and The Standard newspapers.

90) At the expiry of the period indicated in the advertisement for submission of memoranda, no submissions had been received from the public on the 2024 Medium term debt management strategy. However, the Committee invited three civil society groups and met two of the groups and their submissions are contained in this report.

III.6. Institute of Public Finance (IPF)

The Institute of Public Finance (IPF) made the following submission to the Committee, that:

91) The Institute of Public Finance (IPF) is an independent non-profit think tank that furthers the principles of public finance management through the generation of Credible Evidence, Advocacy, and Technical Assistance.

92) There is a need for increased oversight on public–private partnerships, noting the acknowledgement of increased risk exposure by both the 2024 BPS and 2024 MTDS and the need to ensure value for money.

93) To promote debt transparency and accountability and manage fiscal risks, PPPs should be highlighted in the MTDS and attendant contingent liabilities.

94) To minimize the cost of external debt and exposure to foreign exchange risks, scenario analysis for various strategies should be deepened to include currency composition to guide an optimal debt structure for foreign currency-denominated debt. This would help maintain a portfolio that is not excessively vulnerable to dollar fluctuations.

95) To minimize refinancing and lengthen the total portfolio Average Time to Maturity (ATM), new debt contracted for FY2024/25 and the medium term should be pegged on a longer maturity period. The MTDS should strive to attain the pre-COVID repayment periods, which, according to the Annual Debt Management Report for FY2021/22, averaged nine years for domestic debt and 10 years for external debt.

96) There is progressive improvement in debt reporting with the 2024 MTDS, including loan guarantees, to three State-Owned Enterprises: Kenya Airways, Kenya Ports Authority, and Kenya Power and Lighting Company. Nevertheless,

comprehensiveness should be improved to include information such as the duration of the guarantee, nature, and risk assessment.

97) For the government to achieve fiscal targets, the BPS and Annual Borrowing Plans must be aligned with the MTDS. It has been noted that over the medium term, the best scenario (S4) proposed by the 2024 MTDS differs from the domestic to external debt ratios reflected in the 2024 BPS over the medium term.

98) To promote transparency, accountability, and predictability, the MTDS should include a requirement that the Annual Borrowing Plans indicate the investment to be funded by the borrowed funds. As such, any infrastructure bond procured should be able to identify the infrastructure to be funded by the proceeds.

99) The 2024 MTDS proposes debt-for-nature swaps and food security swaps to fund the budget deficit for FY2024/25. While these swaps have been successful in other countries, there is a need for full disclosure of this type of financing, including, but not limited to, community displacement and the risks associated with them.

100) The MTDS provides that the PDMO will explore alternative funding sources, including issuing Kenya Shilling syndicated debt, foreign currency-denominated domestic bonds, and private placement for both local and external markets. The following concerns arose:

i. The domestic issuance of the US$-US$-denominated bond could amplify the country's foreign exchange pressures if potential investors create a preference for bonds. As such, the government needs to finalize issuing a diaspora bond by mobilizing dollars from Kenyans abroad.
ii. The government pursues Kenya shilling syndicated debt, specifically targeting pension funds holding more than Kshs. The bulk of the 1.7 trillion worth of assets are locked in government securities.

101) There is a need for the National Treasury and the Central Bank to undertake nationwide civic education on investing in government securities, given the innovative platforms in place, such as the new Central Securities Depository System (DhowCSD) that went live on July 31, 2023. Reducing the denomination of investments should also be considered.

III.7. International Budget Partnership (IBP)

The International Budget Partnership (IBP) made the following submission to the Committee, that:

102) The International Budget Partnership Kenya (IBP Kenya) is a Kenyan non-profit organization working to advance transparency, accountability, participation, and equity in national and county budgeting processes.

103) Kenya's growing appetite for borrowing to facilitate expenditures has seen Kenya's public debt stock grow from Kshs. 2.45 trillion as of December 2014, to Kshs. 10.58 trillion as of September 2023, an astonishing increase of 331.8 %. This significant growth in Kenya's public debt burden over a short period has generated a vicious cycle, necessitating more expenditures on debt servicing and repayment each year. This has and will continue to affect the state's ability to provide basic services over the medium term.

104) The MTDS and the Budget Policy Statement are tabled for analysis and approval. Therefore, it presents an opportunity to provide visibility of the state of debt and assess what options exist to manage it.

105) Despite the availability of actual statistics as at the end of December 2023, the MTDS baseline was based on public debt statistics as of the end of June 2023 as such there is a need to adopt a more proactive methodology in the future.

106) There is a contrast in the borrowing strategy proposed by MTDS and BPS. The 2024 MTDS proposes a borrowing strategy of 45:55 for the domestic-to-external debt mix, while the 2024 BPS proposes a domestic-to-external financing mix of 54:46.

107) The proposed BPS 2024 mix may be more costly in the medium term because of the high-interest rate on domestic borrowing and the low interest rate on external borrowing.

108) The yearly budget deficit of the national government determines the amount of borrowing undertaken each year. Where persistent deviations exist between national government expenditures and revenue collection, the resultant budget deficit necessitates growth in borrowing to bridge the resource gap.

109) The BPS 2024 proposes a decrease in the fiscal deficit (excluding grants) of KES -761.1 billion as envisaged at the start of the FY2023/24, to KES -753.2 billion – a 1% decrease in absolute terms. Including grants, the deficit is expected to fall from KES -718.9 billion to KES -703.9 billion equivalent to a 2% decrease.

110) The intended decrease in the deficit aligns with the national government's efforts to narrow the fiscal deficit (including grants) to 3.9% of GDP in FY 2024/25. To the extent that this target deficit will impact the sustainability of Kenya's public debt, the target is welcomed.

111) However, historically, the achievement of this target has been affected by in-year increases in expenditure (encouraged by supplementary budgets) and underperformance of revenue, creating a historical pattern of in-year fiscal deficit increases. This requires action to align expenditures with available resources.

112) There should be a commitment by the government to reduce the fiscal deficit as a percentage of GDP and to consolidate the fiscal deficit. Failure to do so will

perpetuate the current tendency to spend more than the available tax revenues, worsening the growth in our public debt burden.

113) The significant growth in Kenya's public debt over a short period has generated a vicious cycle, necessitating more expenditures on debt servicing and repayment each year. This has and will continue to affect the national government's ability to disburse funds to county governments over the medium term.

114) Kenya's public debt stock stood at KES 11.14 trillion as at the end of December 2023. Domestic and external debt stocks account for 45.3% and 54.7%, respectively. Over time, Kenya's public debt burden has become increasingly unsustainable shown by its gradually worsening Risk of Debt distress rating. According to the International Monetary Fund (IMF), debt distress refers to a situation in which a country cannot fulfil its financial obligations, and debt restructuring is required. Kenya is currently at a high risk of debt distress, exceeding three of our four external debt substitutability indicators, as shown in the snippet below.

115) However, the sustainability of public debt is premised on the choice of financing decisions made each year in BPS and MTDS documents. Kenya has taken to the commercial markets to refinance its 2014 debut sovereign bond due in June of 2024. This includes the issuance of a brand-new Eurobond worth $1.5 billion at a 9.85% interest rate – notably higher than the 2014 Eurobond rate of 6.85%, and additional loans from the Trade Development Bank.

116) In addition, the national government has been borrowing on the domestic front at relatively high rates, with the most recent 8.5-year infrastructure bond (IFB1/2024/8.5) earning an interest rate of 18.46%.

117) The increased use of expensive commercial external loans has increased the cost and risk of the public debt stock and is unlikely to realize the development objective as commercial debt is utilized for general budgetary support and refinancing maturity of loans. This negates the country's capacity to repay public debt permanently, leading to a vicious cycle of debt repayments.

118) One consequence of Kenya's borrowing decisions in the past has been the astronomical growth in Kenya's allocation to public debt servicing through the Consolidated Fund Services (CFS). Between FY 2014/15 and FY 2023/24, the amount allocated to debt servicing each year rose by 1068.8% or KES 1.71 trillion. Currently, 73 out of every 100 shillings collected in ordinary revenue will be going towards servicing public debt, leaving little for national and county governments to county governments to deliver services.

119) The MTDS does not dig deeper into the portfolio and attendants risk debt owed by state-owned enterprises and corporations. This is of concern because these

institutions hold an increasing loan portfolio. The reforms envisioned to rationalize SOEs should take place to minimize attendant contingent liability.

120) The International Budget Partnership (IBP) therefore recommended that:

i. There is a need for the MTDS to present the actual debt portfolio and effect the reforms that are necessary to reduce the risk exposure presented by State Owned Enterprises and Corporations.

ii. Debt repayments be restructured in the medium term to create less pressure on available tax revenues. It is clear that in the medium term, there will be limited fiscal space if current CFS spending is sustained. The available windows should be utilized, and the public should be informed of what measures are being taken.

iii. Beyond fiscal consolidation measures, the national government should seek more affordable borrowing options over the medium term given the projected resource envelope and cost of borrowing. This includes reducing the prominence of commercial and domestic debt in the debt portfolio and exploring alternative sources of financing.

iv. The National Treasury should employ realistic revenue targets and ensure adherence to the proposed fiscal deficit in FY 2024/25. On the expenditure side, options should be put in place to minimize the use of Article 223 of the Constitution, and issues raised by the Office of the Auditor General's Special Audit Report on the Supplementary Budget should be addressed.

v. The 2024 Budget Policy Statement should be aligned with the proposed financing strategy in the 2024 MTDS to ensure sustainable and optimal borrowing in the future financial years.

vi. A public debt policy upon which the MTDS is anchored should be developed. This would consider the country's developmental needs, as well as how to handle both public and publicly guaranteed debt.

IV. COMMITTEE OBSERVATIONS

Arising from the above deliberations, the Committee made the following observations:

121) The proposed borrowing ratio in the 2024 MTDS of 45 percent domestic and 55 percent external borrowing differs from the proposed ratio in the 2024 BPS of 54 percent domestic and 46 percent external borrowing. This observation was also noted by the Committee's report on the 2023 MTDS and indicates a continued disconnect in policy formulation geared towards minimizing the cost and risk of borrowing;

122) The depreciation of the exchange rate against the United States Dollar and the Euro, which when combined account for over 88.5 percent of the denomination of the external debt stock, has been costly as indicated by the incurrence of Kshs.

8.26 billion to meet external debt servicing arising from the fluctuation of the foreign exchange rate between July 2023 and January 2024;

123) There is a cross-board tightening of borrowing conditions for both domestic and external borrowing, as evidenced by the increasing Weighted Average Interest Rate (WAIR) of the total debt portfolio and is collaborated by the increasing debt service expenditure under the Consolidated Fund Services;

124) The Medium-term Debt Management Strategy (MTDS) is a framework that was developed by the World Bank and the IMF to guide countries in debt management decisions and operations. Nevertheless, there is a need to customize the MTDS to Kenya's country-specific challenges in order to address high public debt stock, committed but undisbursed loans (and commitment fees), and the rise in non-performing loans owed by state-owned enterprises, among other rising contingent liability risks;

125) There is low civic participation in public debt management policy design and debt management. This is indicated by the lack of response from the public following the call for submissions issued by the National Assembly on the 2024 MTDS. Appropriate measures are therefore required to promote citizen engagement through enhancing transparency and public accountability;

126) There is slow progress in the establishment of the Treasury Single Account. The resolution of the National Assembly on the 2023 MTDS intended to ensure the government mops up surplus funds held by Ministries, Departments and Agencies bank accounts. The account is a requirement of Section 28(2) of the Public Finance Management Act, 2012, and an effective method for enhancing payment and revenue collection systems. Guidelines will also help minimize the impact on financial transfers from domestic financial institutions and initiate the full transition to the Treasury Single Account as from FY 2024/25.

127) There is a deviation from the fiscal deficit target for FY 2023/24. The 2023 MTDS set the fiscal deficit target at 4.4 percent as a share of GDP; this has increased to 5.5 percent in the first Supplementary Estimates. It is important to note that in-year deviations from fiscal targets negate the substantial efforts undertaken in designing a policy framework and strategies intended at a) reducing debt distress, b) slowing debt accumulation, and c) improving overall resource utilization.

128) The PV of debt to GDP is projected to reach 67.2 percent in 2024 and has thus surpassed the anchored debt threshold of 55 percent (+5) subject to Section 50 of the PFM Act 2012 (Amended in 2023), the National Treasury is yet to submit a report on the breach of the debt threshold, indicating the exceptional circumstances, as required by the PFM Act, 2012.

V. COMMITTEE RECOMMENDATIONS

In view of the foregoing, the Committee has made the following recommendations:

c) Non-financial Recommendations

129) **That**, in the next Medium Term Expenditure Framework (MTEF) cycle, the National Treasury should ensure consistency between the Medium-Term Debt Management Strategy and the Budget Policy Statement regarding the optimal borrowing strategy and the fiscal consolidation path;

130) **That**, the National Treasury should ensure that the fiscal deficit and subsequent public borrowing projections are realistic by incorporating forecasts on any potential in-year changes to interest rates, exchange rates, and contingency spending;

131) **That**, to address the emerging escalation of domestic interest rates alongside domestic interest payments, the National Treasury should submit a report providing practical measures to reduce the domestic debt service burden to sustainable levels to the National Assembly, within 60 days upon the adoption of this Report.

132) **That**, in line with the resolution of the National Assembly on the 2023 Medium Term Debt Management Strategy, the National Treasury should publish guidelines that will ensure that the Treasury Single Account is established and operational by July 1st, 2024;

133) **That,** within 30 days and subject to Section 50 of the Public Finance Management Act, 2012 (Amended in 2023), the National Treasury should submit a comprehensive report to the National Assembly on the breach of the debt anchor of 55 percent (5) of Gross Domestic Product and the remedial measures undertaken to ensure that the adherence of the debt threshold;

134) **That**, in order to promote fiscal sustainability, reduce debt distress and to slow debt accumulation, any deviation from medium term fiscal deficit path designed by both the Budget Policy Statement and the Medium-Term Debt Management Strategy, and any resultant readjustment to loan financing, should be pre-approved by the National Assembly;

135) **That**, the National Treasury ensures the customization of the MTDS for the next MTEF cycle to Kenya's specific debt challenges by providing specific measures to deal with undisbursed loans and related commitment fees, measures to resolve risks emanating from non-performing loans owed by state-owned enterprises, and estimation of contingent liabilities;

136) **That**, in order to help enhance public participation in public debt matters, the National Treasury should publish simplified, citizen-friendly documents to accompany the technical reports on public debt submitted to the National Assembly; and

137) **That**, at least two months before the end of the financial year:

a. the National Treasury shall submit to the National Assembly, the Annual Borrowing Plan that addresses any deviations from the 2024 MTDS in financing the FY 2024/25 Budget Estimates, attendant cost and risks of the deviations and policy measures to address them; and

b. The National Treasury should submit a list of a schedule of all projects for which borrowing is to be undertaken in the FY 2024/25.

d) Financial Recommendations

138) **That**, the fiscal deficit target for the medium term is approved and set at 3.9% of GDP for FY 2024/25; 3.3% of GDP for FY 2025/26, and 3.3% of GDP for FY 2026/27, in line with the fiscal consolidation path; and

139) **That**, the country's borrowing strategy is approved at 55 percent for net external borrowing and 45 percent for net domestic borrowing as contained in the 2024 Medium Term Debt Management Strategy.

VI. ANNEXURES

140) **Further**, pursuant to Standing Order 232A(5)(a), Schedule 1 indicates details on the stock of foreign public debt and publicly guaranteed debt, and Schedule 2 indicates details on the stock of domestic debt, are hereby attached in Annex 1 and Annex 2.

SIGNED

.....

HON. ABDI SHURIE, MP.
CHAIRPERSON, PUBLIC DEBT & PRIVATIZATION COMMITTEE

29th Feb 2024
.....

DATE



ANNEX 1: SCHEDULE OF EXTERNAL DEBT STOCK

PUBLIC DEBT MANAGEMENT OFFICE
STATUS OF EXTERNAL DEBT - A REPORT TO PARLIAMENT

LOAN #	LOAN TITLE	CREDITOR NAME	CREDITOR CATEGORY	BORROWER	AGREEMENT DATE	MATURITY DATE	REVISED FINANCED AMOUNT (Tranche)	CURR	PRINCIPLE BALANCE AS AT 31/08/2023 (FX)	DRAWN AMOUNT	DISBURSEMENT RATE	UNDRAWN AMOUNT	IMPLEMENTING AGENCY	PROJECT DESCRIPTION	PROJECT IMPLEMENTATION STATUS	COUNTY	COMMITMENT FEES SIINCE 2012 (KSHS)	LOAN TERMS		
																		Fixed Interest Rate	Variable (Margin) Interest Rate	No. Principal Repayments
2023303_1	DSSI Food Agency Japan for Loan 2004313	Government of Japan	Bilateral	GOK	01/03/2023	15/12/2027	8,726	JPK	8,207.64	Rescheduled/BR	Rescheduled/BR	Fully Drawn	National Treasury	Debt Service Suspension Initiative	Done	DSSI	-	0.01	-	10 Equal Repayments
2023008_1	The Fiscal Sustainability and Inclusive Green Growth Development Policy Operation-IDA-sm(DPO5)	International Development Association	Multilateral	GOK	29/05/2023	15/03/2035	315,000,000	USD	315,000,000.00	315,000,000	100.0%	Fully Drawn	The National Treasury	Budget support	Closed		-	-	-	USD 26,249,769.00 in 1 Equal Repayments starting 15/03/2035 AND USD 288,750,231.00 in 11 Equal Repayments starting 15/09/2029
2023007_1	The Fiscal Sustainability and Inclusive Green Growth Development Policy Operation-IDA (DPO5)	International Development Association	Multilateral	GOK	30/05/2023	15/03/2053	185,000,000	USD	185,000,000.00	185,000,000	100.0%	Fully Drawn	The National Treasury	Budget support	Closed		-	2.73	-	USD 62,900,000.00 in 10 Equal Repayments starting 15/09/2048 AND USD 122,100,000.00 in 40 Equal Repayments starting 15/09/2028
2023006_1	The Fiscal Sustainability and Inclusive Green Growth Development Policy Operation (DPO5)	Intl Bank for Reconstruction & Developmt	Multilateral	GOK	29/05/2023	15/09/2041	500,000,000	USD	500,000,000.00	500,000,000	100.0%	Fully Drawn	The National Treasury	Budget Support	Closed		-	-	-	USD 19,000,000.00 in 1 Equal Repayments starting 15/09/2041 AND USD 481,000,000.00 in 26 Equal Repayments starting 15/09/2028
2023005_1	The US Dollars 600 Million Term Loan Facilities (EUR 273 Million)	Africa Export-Import Bank (Afrexim Bank)	Commercial Bank	GOK	12/05/2023	15/11/2027	273,323,615	EUR	273,323,615.10	273,323,615	100.0%	Fully Drawn		budget support			-	-	5.40	EUR 273,323,615.16 in 5 Equal Repayments starting 15/11/2025
2023004_3	The US Dollars 600 Million Term Loan Facilities (US 200 Million)	The Standard Bank of South Africa Ltd	Commercial Bank	GOK	05/04/2023	15/10/2027	93,000,000	EUR	93,000,000.00	93,000,000	100.0%	Fully Drawn	National Treasury	budget support			-	-	5.40	USD 93,000,000.00 in 5 Equal Repayments starting 15/10/2025
2023004_2	The US Dollars 600 Million Term Loan Facilities (US 200 Million)	The Standard Bank of South Africa Ltd	Commercial Bank	GOK	05/04/2023	15/10/2027	100,000,000	USD	100,000,000.00	100,000,000	100.0%	Fully Drawn	National Treasury	budget support			-	-	5.40	USD 100,000,000.00 in 5 Equal Repayments starting 15/10/2025
2023003_1	African Emergency Food Production Facility - Kenya (AEFPF-K)	African Development Bank	Multilateral	GOK	03/05/2023	15/12/2047	63,000,000	EUR	63,000,000.00	63,000,000	100.0%	Fully Drawn	State Department For Crops Development	The principal goal of the AEFPF is to increase agricultural productivity and production to improve food security in Kenya in the short term through delivery of certified seeds, fertilizers and extension	Ongoing	Country wide	-	-	0.20	EUR 63,000,000.00 in 34 Equal Repayments starting 15/06/2031
2023002_1	East Africa's Centres of Excellence for Skills and Tertiary Education in Biomedical Sciences - Phase I	African Development Fund	Multilateral	GOK	05/04/2023	01/03/2054	14,000,000	AUA	-	Never Disbursed	Never Disbursed	14,000,000	Ministry of Health	Construction of East Africa Kidney Institute (EAKI): 160-bed hospital, diagnostics, training, research, EAC education integration, labor mobility.	This is a new project. It is scheduled to commence in Decemeber, 2023	Nairobi County	-	1.75	-	AUA 14,000,000.00 in 50 Equal Repayments starting 01/09/2028
2023001_1	Olkaria I & IV Upraiing Geothermal Project	Govt of Fed. Republic of Germany - GTZ	Bilateral	GOK	28/02/2023	28/02/2038	45,000,000	EUR	-	Never Disbursed	Never Disbursed	45,000,000	State Department of Energy	To refurbish existing turbine units in Olkaria IV and Olkaria IAU for higher inlet pressure to increase the power output by an additional 40 MW while also improving the utilization of existing geothermal resources.	Subsidiary Loan Agreement to be signed by KenGen	Nakuru	-	-	0.25	EUR 2,142,857.20 in 1 Equal Repayments starting 15/12/2037 AND EUR 42,857,142.80 in 20 Equal Repayments starting 15/12/2027
2022304_1	DSSI Food Agency Japan for Loan 2001301 and 2004313	Government of Japan	Bilateral	GOK	20/07/2022	15/06/2027	14,836	JPK	12,461.64	Rescheduled/BR	Rescheduled/BR	Fully Drawn	National Treasury	Debt Service Suspension Initiative	Done	DSSI	-	0.01	-	10 Equal Repayments
2022303_1	DSSI France Phase II - Banque De France for Loan No. 2004307	Government of France	Bilateral	GOK	01/01/2022	15/12/2027	1,450,313	EUR	1,305,281.43	Rescheduled/BR	Rescheduled/BR	Fully Drawn	National Treasury	Debt Service Suspension Initiative	Done	DSSI	-	3.06	-	10 Equal Repayments
2022302_1	DSSI France Phase II - Natixis; Various Loans	Government of France	Bilateral	GOK	03/03/2022	15/12/2027	304,706	EUR	274,235.49	304,706	100.0%	Fully Drawn	National Treasury	Debt Service Suspension Initiative	Done	DSSI	-	1.11	-	10 Equal Repayments
2022301_1	DSSI France Phase II - AFD; USD Loan 2015031	Agence Francaise De Development	Bilateral	GOK	03/03/2022	15/12/2027	323,332	USD	290,998.36	323,332	100.0%	Fully Drawn	National Treasury	Debt Service Suspension Initiative	Done	DSSI	-	4.08	-	10 Equal Repayments
2022300_1	DSSI France - Phase II AFD; Various Loans - EUR	Agence Francaise De Development	Bilateral	GOK	03/03/2022	15/12/2027	30,576,886	EUR	27,519,197.43	30,576,886	100.0%	Fully Drawn	National Treasury	Debt Service Suspension Initiative	Done	DSSI	-	2.93	-	10 Equal Repayments
2022026_1	Multinational Horn of Africa Isiolo Mandera Corridor: El-wak Rhamu Rd Upgrading Project	African Development Bank	Multilateral	GOK	09/05/2022	15/11/2046	64,660,000	EUR	-	Never Disbursed	Never Disbursed	64,660,000	State Department for Roads	This project entails construction of single carriageway road 7m wide with 2m shoulders on each side to bitumen standard in El wak-Rhamu (142Km)	Scheduled to start in November, 2023	Mandera and Wajir	17,962,222	-	0.20	EUR 64,660,000.00 in 34 Equal Repayments starting 15/05/2030
2022025_1	Multinational Horn of Africa Isiolo Mandera Corridor: Elwak Rhamu Rd Upgrading Project	African Development Fund	Multilateral	GOK	09/05/2022	15/11/2051	100,000,000	AUA	-	Never Disbursed	Never Disbursed	100,000,000	Ministry of Roads and Transport	This project entails construction of single carriageway road 7m wide with 2m shoulders on each side to bitumen standard in El wak-Rhamu (142Km)	This is a new project. It is scheduled to commence in Decemeber, 2022	Mandera and Wajir	48,364,202	1.75	-	AUA 100,000,000.00 in 50 Equal Repayments starting 15/05/2027
2022024_1	Second Kenya Informal Settlements Improvement Project (KISIP 2)	Agence Francaise De Development	Bilateral	GOK	15/12/2022	30/06/2042	45,000,000	EUR	-	Never Disbursed	Never Disbursed	45,000,000	State Department for Housing & Urban Development	Improve living conditions in informal settlements in selected cities in Kenya	The conditions precedent have been fulfilled. The project implementation is oncourse	Country wide	1,662,266	-	-	EUR 45,000,000.00 in 26 Equal Repayments starting 31/12/2029
2022023_3	Food Security and Youth Employment in Western Kenya Through Local Climate Resilience(FLLOCA)	Govt of Fed. Republic of Germany - GTZ	Bilateral	GOK	22/12/2022	15/11/2060	13,000,000	EUR	-	Recorded in Tranche	Recorded in Tranche	13,000,000	The National Treasury	To support Kenya's transition to a low carbon-climate resilience development pathway.	The conditions precedent have been fulfilled.	Trans Nzoia, Elgeyo Marakwet, Bungoma, Uasin Gishu, Busia, Kakamega, Nandi, Siaya, Vihiga, Kisumu, Kericho, Homa Bay, Nyamira, Migori, Kisii and Bomet	-	-	-	-	EUR 1,632,000.00 in 8 Equal Repayments starting 15/05/2057 AND EUR 11,368,000.00 in 56 Equal Repayments starting 15/05/2029

LOAN #	LOAN TITLE	CREDITOR NAME	CREDITOR CATEGORY	BORROWER	AGREEMENT DATE	MATURITY DATE	REVISED FINANCIAL AMOUNT (Tranche)	CURR	PRINCIPLE BALANCE AS AT 31/08/2023 (FX)	DRAWN AMOUNT	DISBURSEMENT RATE	UNDRAWN AMOUNT	IMPLEMENTING AGENCY	PROJECT DESCRIPTION	PROJECT IMPLEMENTATION STATUS	COUNTY	COMMITMENT FEES SIINCE 2012 (KSHS)	Fixed Interest Rate	Variable (Margin) Interest Rate	No. Principal Repayments
2022023_2	Food Security and Youth Employment in Western Kenya Through Local Climate Resilience(FLLOCA)	Govt of Fed. Republic of Germany - GTZ	Bilateral	GOK	22/12/2022	15/11/2060	18,000,000	EUR	-	Recorded in Tranche	Recorded in Tranche	18,000,000	The National Treasury	To support Kenya's transition to a low carbon-climate resilience development pathway.	The conditions precedent have been fulfilled.	Trans Nzoia, Elgeyo Marakwet, Bungoma, Uasin Gishu, Busia, Kakamega, Nandi, Siaya, Vihiga, Kisumu, Kericho, Homa Bay, Nyamira, Migori, Kisii and Bomet	-	-	-	EUR 4,512,000.00 in 16 Equal Repayments starting 15/05/2053 AND EUR 13,488,000.00 in 48 Equal Repayments starting 15/05/2029
2022022_1	Programme for promotion of Enterprenuership and Employment (Centre for Enterprenuership)	Govt of Fed. Republic of Germany - GTZ	Bilateral	GOK	22/12/2022	15/11/2060	25,900,000	EUR	-	Never Disbursed	Never Disbursed	25,900,000	Ministry of Co-Operatives & MSME Development	To finance establishment of a Centre for Entrepreneurship including satellites together with an intergrated voucher system.	"Procurement of the consultant is in progress.	Country wide	-	0.75	-	EUR 17,820,000.00 in 44 Equal Repayments starting 15/05/2039 AND EUR 8,080,000.00 in 20 Equal Repayments starting 15/05/2029
2022020_2	Rural Kenya Financial Inclusion Facility (RK-FINFA)	International Fund For Agricultural Dev.	Multilateral	GOK	02/06/2022	15/12/2046	12,660,000	EUR	-	Recorded in Tranche	Recorded in Tranche	12,660,000	The National Treasury	To Enable rural poor access financial services	On-going	National wide	-	-	-	EUR 12,660,000.00 in 40 Equal Repayments starting 15/06/2027
2022020_1	Rural Kenya Financial Inclusion Facility (RK-FINFA)	International Fund For Agricultural Dev.	Multilateral	GOK	02/06/2022	15/12/2046	6,240,000	EUR	280,000.00	280,000	1.5%	5,960,000	The National Treasury	To Enable rural poor access financial services	On-going	National wide	-	0.75	-	EUR 6,240,000.00 in 30 Percentage Based Repayments starting 15/06/2032
2022019_1	Support to Waste Water Management at Lake Victoria South	Govt of Fed. Republic of Germany - GTZ	Bilateral	GOK	28/11/2022	15/11/2062	18,000,000	EUR	-	Never Disbursed	Never Disbursed	18,000,000	Ministry of Water, Sanitation and Irrigation, LVSWWDA	The project aims to protect Lake Victoria from pollution by improving the quality of wastewater discharged into the lake and catchment area and expanding the water supply in the towns of Kericho and Kisii.	The conditions precedent have been fulfilled.	Kisii and Kericho	-	0.75	-	EUR 18,000,000.00 in 60 Equal Repayments starting 15/05/2033
2022018_2	Program to Build Resilience for Food and Nutrition Security in The Horn of Africa(Djibouti, Kenya, Somali and South Sudan	African Development Fund	Multilateral	GOK	23/02/2022	15/06/2062	263,600	EUR	263,600.00	263,600	100.0%	Fully Drawn	State Department For Crops Development	The objective of the program is to contribute to resilience building including for women and youth, food and nutrition insecurity and climate change, peace and security in the Horn of Africa	Ongoing	Baringo, Garissa, Isiolo, Marsabit, Samburu, Turkana and West Pokot	-	0.75	-	AUA 263,600.00 in 60 Equal Repayments starting 15/06/2032
2022018_1	Program to Build Resilience for Food and Nutrition Security in The Horn of Africa(Djibouti, Kenya, Somali and South Sudan	African Development Fund	Multilateral	GOK	23/02/2022	15/06/2062	29,796,600	AUA	-	Recorded in Tranche	Recorded in Tranche	29,796,600	State Department For Crops Development	The objective of the program is to contribute to resilience building including for women and youth, food and nutrition insecurity and climate change, peace and security in the Horn of Africa	Ongoing	Baringo, Garissa, Isiolo, Marsabit, Samburu, Turkana and West Pokot	21,742,112	-	-	AUA 29,796,600.23 in 60 Equal Repayments starting 15/06/2032
2022017_1	Upgrading Maternal and Newborn Care Units Project	Mizuho Bank Europe N.V	Commercial Bank	GOK	12/09/2022	12/09/2035	19,369,227	EUR	6,681,027.25	6,681,027	34.4%	12,708,200	Ministry of Health	Project entails supply and installation of Upgraded Maternal and New Born Care Units with Neonates Facilities in 20 Health Centres in 12 Counties	Ongoing project	Elgeyo-Marakwet County, Embu, Isiolo, Kisii, Kwale, Makueni, Muranga, Narok, Nyamira, Nyandarua, Nyeri, West Pokot	16,945,075	-	1.80	EUR 19,369,227.25 in 20 Equal Repayments starting 12/03/2025
2022016_4	USD 300 Million Syndicated Short Term Multicurrency Facility	Trade and Development Bank	Commercial Bank	GOK	23/08/2022	01/10/2025	27,212,500	USD	27,212,500.00	27,212,500	100.0%	Fully Drawn	National Treasury	budget support			-	-	4.45	USD 27,212,500.00 in 1 Equal Repayments starting 17/09/2025
2022016_3	USD 300 Million Syndicated Short Term Multicurrency Facility	Trade and Development Bank	Commercial Bank	GOK	23/08/2022	01/10/2025	75,000,000	EUR	75,000,000.00	75,000,000	100.0%	Fully Drawn	National Treasury	budget support			-	-	4.30	USD 75,000,000.00 in 1 Equal Repayments starting 17/09/2025
2022016_2	USD 300 Million Syndicated Short Term Multicurrency Facility	Trade and Development Bank	Commercial Bank	GOK	23/08/2022	01/10/2025	200,000,000	USD	200,000,000.00	200,000,000	100.0%	Fully Drawn	National Treasury	budget support			-	-	4.45	USD 200,000,000.00 in 1 Equal Repayments starting 29/08/2025
2022015_1	Support to the MSME Sector Program	Khalifa Fund for Enterprise Development	Bilateral	GOK	05/08/2022	15/01/2051	30,000,000	USD	-	Never Disbursed	Never Disbursed	30,000,000	State Deparment for MSME	The project support MSME sectors	The Conditions Precedent are being fulfilled. The project implementation will commenced soon.	Nationwide	-	1.50	-	USD 30,000,000.00 in 48 Equal Repayments starting 15/07/2027
2022014_1	Competitiveness and Economic Recovery Support Programme (CERSP-II)	African Development Bank	Multilateral	GOK	29/08/2022	01/04/2042	89,000,000	EUR	89,000,000.00	89,000,000	100.0%	Fully Drawn	The National Treasury	Budget Support	Completed	Nationwide	-	-	0.20	EUR 89,000,000.00 in 24 Equal Repayments starting 01/10/2030
2022013_1	Horn of Africa - Groundwater for Resilience Project	International Development Association	Multilateral	GOK	01/09/2022	15/05/2053	121,700,000	EUR	4,500,000.00	4,500,000	3.7%	117,200,000	Ministry of water	increase the sustainable access and management of groundwater in the Horn of Africa's borderlands	Progressing well	5 Counties	-	1.24	-	EUR 41,378,000.00 in 10 Equal Repayments starting 15/11/2047 AND EUR 80,322,000.00 in 40 Equal Repayments starting 15/11/2027
2022012_1	Eastern Africa Regional Statistics Program for Results	International Development Association	Multilateral	GOK	27/07/2022	01/04/2052	107,200,000	EUR	-	Never Disbursed	Never Disbursed	107,200,000	KNBS	Strenthen Data Dissemination	The project is Program for Results ,no budget was given to KNBS to trigger disbursment		-	1.24	-	EUR 35,448,000.00 in 10 Equal Repayments starting 01/10/2047 AND EUR 70,752,000.00 in 40 Equal Repayments starting 01/10/2027
2022011_1	De-Risking, Inclusion and Value Enhancement of Pastoral Economies in the Horn of Africa Project	International Development Association	Multilateral	GOK	29/06/2022	01/06/2052	132,600,000	EUR	14,447,935.57	14,447,936	10.9%	118,152,064	State Department for Livestock Dvlpt	Enhance pastrolist access to financial services	Progressing well	12 counties	-	1.24	-	EUR 45,084,000.00 in 10 Equal Repayments starting 01/12/2047 AND EUR 87,516,000.00 in 40 Equal Repayments starting 01/12/2027
2022010_1	National Agricultural Value Chain Development Project	International Development Association	Multilateral	GOK	10/06/2022	15/12/2051	223,300,000	EUR	30,000,000.00	30,000,000	13.4%	193,300,000	Ministry of Agriculture	Increase market participation and value addition	Progressing well	34 Counties	-	1.06	-	EUR 75,922,000.00 in 10 Equal Repayments starting 15/06/2047 AND EUR 147,378,000.00 in 40 Equal Repayments starting 15/06/2027
2022009_1	Additional Financing Emergency Locust Response Project	International Development Association	Multilateral	GOK	28/04/2022	01/11/2051	31,400,000	EUR	20,000,000.00	20,000,000	63.7%	11,400,000	Ministry of Agriculture	Prevent and respond to the threat to livelihoods posed by the desert locust outbreak	Progressing well	14 Counties	-	1.06	-	EUR 10,676,000.00 in 10 Equal Repayments starting 01/05/2047 AND EUR 20,724,000.00 in 40 Equal Repayments starting 01/05/2027

LOAN #	LOAN TITLE	CREDITOR NAME	CREDITOR CATEGORY	BORROWER	AGREEMENT DATE	MATURITY DATE	REVISED FINANCIAL AMOUNT (Tranche)	CURR	PRINCIPLE BALANCE AS AT 31/08/2023 (FX)	DRAWN AMOUNT	DISBURSEMENT RATE	UNDRAWN AMOUNT	IMPLEMENTING AGENCY	PROJECT DESCRIPTION	PROJECT IMPLEMENTATION STATUS	COUNTY	COMMITMENT FEES SINCE 2012 (KSHS)	Fixed Interest Rate	Variable (Margin) Interest Rate	No. Principal Repayments
2022008_1	Primary Education Equity in Learning Program	International Development Association	Multilateral	GOK	14/04/2022	01/12/2051	125,100,000	EUR	23,023,496.17	32,761,488	18.4%	102,076,504	State Department for Basic Education	Improve retention of girls in upper primary education	Progressing well	47 counties	-	1.06	-	EUR 42,534,000.00 in 10 Equal Repayments starting 01/06/2047 AND EUR 82,566,000.00 in 40 Equal Repayments starting 01/06/2027
2022007_1	Second Accelerating Reforms for an Inclusive and Resilient Recovery Development Policy Financing (DPO4)	Intl Bank for Reconstruction & Development	Multilateral	GOK	18/03/2022	15/09/2040	230,000,000	USD	230,000,000.00	230,000,000	100.0%	Fully Drawn	The National Treasury	Budget Support	Closed		-	-	1.19	USD 8,740,000.00 in 1 Equal Repayments starting 15/09/2040 AND USD 221,260,000.00 in 26 Equal Repayments starting 15/09/2027
2022006_1	Second Accelerating Reforms for an Inclusive and Resilient Recovery Development Policy Financing (DPO4)	International Development Association	Multilateral	GOK	18/03/2022	15/03/2052	520,000,000	USD	520,000,000.00	520,000,000	100.0%	Fully Drawn	The National Treasury	Budget support	Closed		-	2.82	-	USD 176,800,000.00 in 10 Equal Repayments starting 15/09/2047 AND USD 343,200,000.00 in 40 Equal Repayments starting 15/09/2027
2022005_1	Supply of Forest Firefighting Equipment and Associated Services	Government of France	Bilateral	GOK	17/03/2022	31/03/2058	22,000,000	EUR	2,953,792.00	2,953,792	13.4%	19,046,208	Kenya Forest Service	Supply of firefighting equipment	First consignment being cleared at Mombasa port (11/10/2023)	Country wide	-	0.02	-	EUR 22,000,000.00 in 42 Equal Repayments starting 30/09/2037
2022004_1	Additional Financing for Coastal Region Water Security and Climate Resilience Project	International Development Association	Multilateral	GOK	03/03/2022	01/12/2051	128,800,000	EUR	-	Never Disbursed	Never Disbursed	128,800,000	Ministry of Water	Construction of canals at Lower Nzoia	Big contracts have been signed that and soon credit will be utilized fully	2 counties	-	1.08	-	EUR 43,792,000.00 in 10 Equal Repayments starting 01/06/2047 AND EUR 85,008,000.00 in 40 Equal Repayments starting 01/06/2027
2022003_1	Malindi Integrated Health Development Program - MISHDP Phase II	Government of Italy	Bilateral	GOK	26/01/2022	17/01/2053	6,395,373	EUR	2,000,000.00	2,000,000	31.3%	4,395,373	State Department for ASALS and Regional Development	The project entails construction of education, health and infrastructure in Magarini and Malindi sub-Counties	The poject is progressing well and expected to be completed in 2027	Kilifi County	-	0.50	-	EUR 4,395,373.00 in 20 Equal Repayments starting 17/07/2043 AND EUR 2,000,000.00 in 20 Equal Repayments starting 17/01/2033
2022002_1	Supporting Access to Finance and Enterprise Recovery Project(SAFER)	International Development Association	Multilateral	GOK	08/02/2022	15/06/2051	85,900,000	EUR	5,032,041.21	5,032,041	5.9%	80,867,959	The National Treasury	Increase access to financial services	Progressing well		-	1.08	-	EUR 29,206,000.00 in 10 Equal Repayments starting 15/12/2046 AND EUR 56,694,000.00 in 40 Equal Repayments starting 15/12/2026
2022001_1	Linking Farmers to Markets through Improvement of Rural Roads in Western Kenya	Govt of Fed. Republic of Germany - GTZ	Bilateral	GOK	09/02/2022	15/12/2061	17,000,000	EUR	-	Never Disbursed	Never Disbursed	17,000,000	MoRT, KeRRA	To finance improvement of Rural Roads in Western Kenya to promote access to market	Subsidiary Grant Agreement for 17 m € loan is pending; Subsidiary Grant Agreement for 1.2 m € grant signed in Feb 2023.	Bungoma, Busia, Kakamega and Vihiga	-	0.75	-	EUR 5,680,000.00 in 20 Equal Repayments starting 15/06/2052 AND EUR 11,320,000.00 in 40 Equal Repayments starting 15/06/2032
2021332_1	DSSI Japan-Kenya Ports Authority (KE-P25) -Phase II	Government of Japan	Bilateral	KPA	01/07/2021	15/12/2027	452,395	JPK	407,155.09	Rescheduled/BR	Rescheduled/BR	Fully Drawn	National Treasury	Debt Service Suspension Initiative	Done	DSSI	-	0.18	-	10 Equal Repayments
2021331_1	DSSI Japan for Various Loans - Phase II	Government of Japan	Bilateral	GOK	01/07/2021	15/12/2027	2,154,552	JPK	1,939,195.54	Rescheduled/BR	Rescheduled/BR	Fully Drawn	National Treasury	Debt Service Suspension Initiative	Done	DSSI	-	0.68	-	10 Equal Repayments
2021330_1	DSSI Japan For KenGen Loans Phase I	Government of Japan	Bilateral	KENGEN	01/01/2021	15/12/2027	1,457,132	JPK	1,311,418.84	Rescheduled/BR	Rescheduled/BR	Fully Drawn	National Treasury	Debt Service Suspension Initiative	Done	DSSI	-	-	-	10 Equal Repayments
2021329_1	DSSI Japan-Kenya Ports Authority (KE-P25)	Government of Japan	Bilateral	KPA	01/01/2021	15/06/2027	452,459	JPK	361,967.38	452,459	100.0%	Fully Drawn	National Treasury	Debt Service Suspension Initiative	Done	DSSI	-	0.18	-	10 Equal Repayments
2021328_1	DSSI Japan Phase I Various Loans	Government of Japan	Bilateral	GOK	31/01/2021	15/06/2027	2,335,409	JPK	1,872,166.46	Rescheduled/BR	Rescheduled/BR	Fully Drawn	National Treasury	Debt Service Suspension Initiative	Done	DSSI	-	1.13	-	10 Equal Repayments
2021327_1	DSSI Germany - For Various Loans	Govt of Fed. Republic of Germany - GTZ	Bilateral	GOK	20/12/2021	15/12/2027	5,373,693	EUR	4,839,123.15	Rescheduled/BR	Rescheduled/BR	Fully Drawn	National Treasury	Debt Service Suspension Initiative	Done	DSSI	-	-	-	10 Equal Repayments
2021326_1	DSSI Germany For Loan 2014013	Govt of Fed. Republic of Germany - GTZ	Bilateral	GOK	20/12/2021	15/12/2027	1,399,993	EUR	1,259,993.73	Rescheduled/BR	Rescheduled/BR	Fully Drawn	National Treasury	Debt Service Suspension Initiative	Done	DSSI	-	3.24	-	10 Equal Repayments
2021325_1	DSSI Germany - For Loan 2014012	Govt of Fed. Republic of Germany - GTZ	Bilateral	GOK	20/12/2021	15/12/2027	3,889,545	EUR	3,500,590.54	Rescheduled/BR	Rescheduled/BR	Fully Drawn	National Treasury	Debt Service Suspension Initiative	Done	DSSI	-	1.75	-	10 Equal Repayments
2021324_1	DSSI Korea - Phase II for loan 2005009	Export - Import Bank - Korea	Export Credit	GOK	30/12/2021	15/12/2027	742,130,244	KRW	667,917,219.26	Rescheduled/BR	Rescheduled/BR	Fully Drawn	National Treasury	Debt Service Suspension Initiative	Done	DSSI	-	1.78	-	10 Equal Repayments
2021323_1	DSSI Spain for Various Loans (Phase II) - EUR	Instituto De Credito:Kingdom Of Spain.	Bilateral	GOK	21/07/2021	15/12/2027	Rescheduled/BR	EUR	5,832,117.63	Rescheduled/BR	Rescheduled/BR	Fully Drawn	National Treasury	Debt Service Suspension Initiative	Done	DSSI	-	0.17	-	10 Equal Repayments
2021322_1	DSSI Italy Phase II	Government of Italy	Bilateral	GOK	23/12/2021	15/12/2027	32,996	EUR	29,696.47	Rescheduled/BR	Rescheduled/BR	Fully Drawn	National Treasury	Debt Service Suspension Initiative	Done	DSSI	-	0.50	-	10 Equal Repayments
2021321_1	DSSI Belgium - Phase II for Various Loans	Government of Belgium	Bilateral	GOK	30/12/2021	01/01/2028	Rescheduled/BR	EUR	461,976.67	Rescheduled/BR	Rescheduled/BR	Fully Drawn	The National Treasury	Debt Service Suspension Initiative	Done	DSSI	-	-	-	10 Equal Repayments
2021320_1	DSSI Spain for Various Loans (Phase II) - USD	Instituto De Credito:Kingdom Of Spain.	Bilateral	GOK	21/07/2021	15/12/2027	Rescheduled/BR	USD	483,801.71	Rescheduled/BR	Rescheduled/BR	Fully Drawn	National Treasury	Debt Service Suspension Initiative	Done	DSSI	-	0.17	-	10 Equal Repayments
2021319_1	DSSI Denmark-Phase II	Government of Denmark	Bilateral	GOK	23/12/2021	01/01/2028	3,048,000	DKK	2,743,200.00	Rescheduled/BR	Rescheduled/BR	Fully Drawn	The National Treasury	Debt Service Suspension Initiative	Done	DSSI	-	-	-	10 Equal Repayments
2021318_1	DSSI Denmark	Government of Denmark	Bilateral	GOK	23/12/2021	01/07/2027	3,048,000	DKK	2,438,400.00	Rescheduled/BR	Rescheduled/BR	Fully Drawn	The National Treasury	Debt Service Suspension Initiative	Done	DSSI	-	-	-	10 Equal Repayments
2021317_1	DSSI Spain for Various Loans - EUR	Instituto De Credito:Kingdom Of Spain.	Bilateral	GOK	01/01/2021	15/06/2027	6,893,342	EUR	5,514,673.26	Rescheduled/BR	Rescheduled/BR	Fully Drawn	National Treasury	Debt Service Suspension Initiative	Done	DSSI	-	0.17	-	10 Equal Repayments
2021316_1	DSSI Spain for Various Loans - USD	Instituto De Credito:Kingdom Of Spain.	Bilateral	GOK	21/07/2021	15/06/2027	538,955	USD	431,164.03	Rescheduled/BR	Rescheduled/BR	Fully Drawn	National Treasury	Debt Service Suspension Initiative	Done	DSSI	-	0.17	-	10 Equal Repayments
2021315_1	DSSI Germany For Loan 2014012	Govt of Fed. Republic of Germany - GTZ	Bilateral	GOK	17/05/2021	15/06/2027	3,922,879	EUR	3,138,302.88	Rescheduled/BR	Rescheduled/BR	Fully Drawn	National Treasury	Debt Service Suspension Initiative	Done	DSSI	-	1.75	-	10 Equal Repayments
2021314_1	DSSI Korea For Loan 2005009 and 2009026	Export - Import Bank - Korea	Export Credit	GOK	10/06/2021	15/06/2027	1,101,274,315	KRW	881,019,544.03	Rescheduled/BR	Rescheduled/BR	Fully Drawn	National Treasury	Debt Service Suspension Initiative	Done	DSSI	-	1.36	-	10 Equal Repayments
2021312_1	DSSI Germany- For Various Loans Phase I	Govt of Fed. Republic of Germany - GTZ	Bilateral	GOK	17/05/2021	15/06/2027	5,146,313	EUR	4,235,838.00	Rescheduled/BR	Rescheduled/BR	Fully Drawn	National Treasury	Debt Service Suspension Initiative	Done	DSSI	-	-	-	10 Equal Repayments
2021311_1	DSSI Germany- For Loan 2014013	Govt of Fed. Republic of Germany - GTZ	Bilateral	GOK	17/05/2021	15/06/2027	1,420,243	EUR	1,136,194.61	Rescheduled/BR	Rescheduled/BR	Fully Drawn	National Treasury	Debt Service Suspension Initiative	Done	DSSI	-	3.24	-	10 Equal Repayments
2021310_1	DSSI France Phase I - AFD; USD Loan 2015031	Agence Francaise De Development	Bilateral	GOK	18/06/2021	15/06/2027	322,885	USD	258,308.17	322,885	100.0%	Fully Drawn	National Treasury	Debt Service Suspension Initiative	Done	DSSI	-	3.71	-	10 Equal Repayments
2021309_1	DSSI France - Phase I AFD; Various Loans - EUR	Agence Francaise De Development	Bilateral	GOK	18/06/2021	15/06/2027	30,833,348	EUR	24,666,678.26	30,833,348	100.0%	Fully Drawn	National Treasury	Debt Service Suspension Initiative	Done	DSSI	-	4.02	-	10 Equal Repayments
2021308_1	DSSI France Phase I - Natixis; Various Loans	Government of France	Bilateral	GOK	18/06/2021	15/06/2027	334,113	EUR	267,290.40	334,113	100.0%	Fully Drawn	National Treasury	Debt Service Suspension Initiative	Done	DSSI	-	1.02	-	10 Equal Repayments
2021307_1	DSSI France Phase I - Banque De France for Loan No. 2004307	Government of France	Bilateral	GOK	18/06/2021	15/06/2027	1,465,693	EUR	1,172,554.61	Rescheduled/BR	Rescheduled/BR	Fully Drawn	National Treasury	Debt Service Suspension Initiative	Done	DSSI	-	2.70	-	10 Equal Repayments
2021306_1	DSSI Belgium for Loan no. 2004302	Government of Belgium	Bilateral	GOK	13/04/2021	01/07/2027	13,014	EUR	11,192.47	Rescheduled/BR	Rescheduled/BR	Fully Drawn	The National Treasury	Debt Service Suspension Initiative	Done	DSSI	-	-	-	10 Equal Repayments

LOAN #	LOAN TITLE	CREDITOR NAME	CREDITOR CATEGORY	BORROWER	AGREEMENT DATE	MATURITY DATE	REVIS... FINAN... AMOUNT (Tranche)	...RR	PRINCIPLE BALANCE AS AT 31/08/2023 (FX)	DRAWN AMOUNT	DISBURSEMENT RATE	UNDRAWN AMOUNT	IMPLEMENTING AGENCY	PROJ... ...PTION	PROJECT IMPLEMENTATION STATUS	COUNTY	COMMITMENT FEES SIINCE 2012 (KSHS)	Fixed Interest Rate	Variable (Margin) Interest Rate	No. Principal Repayments
2021305_1	DSSI Italy for Loan No. 2001372	Government of Italy	Bilateral	GOK	30/06/2021	15/06/2027	33,074	EUR	36,792.08	Rescheduled/BR	Rescheduled/BR	Fully Drawn	National Treasury	Debt Service Suspension Initiative	Done	DSSI	-	1.25	-	10 Equal Repayments
2021304_1	DSSI China for Buyers Credit - USD Portion	Exim Bank of China	Bilateral	GOK	21/01/2021	21/01/2027	166,490,968	USD	116,508,823.83	Rescheduled/BR	Rescheduled/BR	Fully Drawn	National treasury	Debt Service Suspension Initiative	Done	DSSI	-	-	3.30	10 Equal Repayments
2021303_1	DSSI China for Government Concessional Loan	Exim Bank of China	Bilateral	GOK	21/03/2021	21/03/2027	280,611,236	CNY	224,488,988.45	Rescheduled/BR	Rescheduled/BR	Fully Drawn	National treasury	Debt Service Suspension Initiative	Done	DSSI	-	2.00	-	10 Equal Repayments
2021302_1	DSSI China for Buyers Credit - CNY Portion	Exim Bank of China	Bilateral	GOK	21/01/2021	21/01/2027	1,098,941	CNY	769,258.53	Rescheduled/BR	Rescheduled/BR	Fully Drawn	National treasury	Debt Service Suspension Initiative	Done	DSSI	-	4.00	-	10 Equal Repayments
2021301_1	DSSI China for Preferential Buyer Credit	Exim Bank of China	Bilateral	GOK	21/01/2021	21/01/2027	47,623,709	USD	33,336,596.58	Rescheduled/BR	Rescheduled/BR	Fully Drawn	National treasury	Debt Service Suspension Initiative	Done	DSSI	-	2.00	-	10 Equal Repayments
2021300_1	DSSI China for 2006007 and 2006008	Exim Bank of China	Bilateral	GOK	21/03/2021	21/03/2026	14,602,225	CNY	10,951,668.60	Rescheduled/BR	Rescheduled/BR	Fully Drawn	National treasury	Debt Service Suspension Initiative	Done	DSSI	-	4.00	-	10 Equal Repayments
2021021_1	Additional Financing For COVID-19 Emergency Response Project (Amendment6598)	International Development Association	Multilateral	GOK	09/02/2021	15/01/2051	41,800,000	EUR	20,000,000.00	20,000,000	47.8%	21,800,000	Ministry of Health	Prevent ,detect and respond to the COVID -19 outbreak	UNICEF submitted cost estimates and payment will be made soon		-	0.97	-	EUR 14,212,000.00 in 10 Equal Repayments starting 15/07/2046 AND EUR 27,588,000.00 in 40 Equal Repayments starting 15/07/2026
2021020_1	Financing Locally Led Climate Action Program	International Development Association	Multilateral	GOK	10/11/2021	15/10/2052	150,000,000	USD	64,668,777.95	64,668,778	43.1%	85,331,222	The National Treasury	Deliver Locally led climate resilience actions in National and County Governments	Progressing well	47 Counties	-	2.84	-	USD 51,000,000.00 in 10 Equal Repayments starting 15/04/2047 AND USD 99,000,000.00 in 40 Equal Repayments starting 15/04/2027
2021019_3	Private Nationalwide Governmental Network with Voice and Data Applications - Phase IV and V	KBC BANK	Bilateral	GOK	29/10/2021	07/10/2038	44,467,271	EUR	11,605,872.71	11,605,873	22.2%	32,861,398	Ministry of Energy	Project entails supply and installation of Private Nationalwide Governmental Network with Voice and Data Application.	Project implementation on course	Nationwide	-	1.00	-	EUR 44,467,271.11 in 20 Equal Repayments starting 29/01/2027
2021019_2	Private Nationalwide Governmental Network with Voice and Data Applications - Phase IV and V	KBC BANK	Bilateral	GOK	29/10/2021	07/10/2038	7,929,772	EUR	1,077,677.19	1,077,677	2.1%	6,851,095	Ministry of Energy	Project entails supply and installation of Private Nationalwide Governmental Network with Voice and Data Application.	Project implementation on course	Nationwide	34,116,473	0.70	-	EUR 7,929,771.88 in 30 Equal Repayments starting 09/10/2023
2021018_1	Engineering and Science Complex of The University of Nairobi	Agence Francaise De Development	Bilateral	GOK	29/10/2021	31/10/2041	30,000,000	EUR	-	Never Disbursed	Never Disbursed	30,000,000	University of Nairobi	Construction of a Science & Engineering Complex at the UoN	Architectural Programmeing is ongoing	Nairobi	21,113,899	-	1.06	EUR 30,000,000.00 in 26 Equal Repayments starting 30/04/2029
2021017_1	Competitiveness and Economic Recovery Support Programme (CERSP)	African Development Bank	Multilateral	GOK	25/06/2021	15/06/2046	90,000,000	EUR	90,000,000.00	90,000,000	100.0%	Fully Drawn	The National Treasury	Budget Support	Completed	Nationwide	9,662,655	-	0.60	EUR 90,000,000.00 in 34 Equal Repayments starting 15/12/2029
2021016_1	Second Additional Financing - COVID-19 Emergency Response Project	International Development Association	Multilateral	GOK	13/07/2021	15/04/2051	106,700,000	EUR	9,807,862.44	9,807,862	9.2%	96,892,138	Ministry of Health	The project entailed buying of vacines	closed		-	0.90	-	EUR 106,700,000.00 in 50 Percentage Based Repayments starting 15/10/2026
2021015_1	Phase II of the Medical Waste Management Project	Government of Belgium	Bilateral	GOK	12/05/2021	31/12/2061	10,000,000	EUR	4,112,791.45	4,112,791	41.1%	5,887,209	Ministry of Health	Supply and installation of 15 Medical Waste Incinerators in 15 Counties	Project on Cource	Wajir, Trans Nzoia, Makueni, Kitui, Meru, Bomet, Vihiga, Marsabit, Nyamira, Turkana, Migori, Narok, Mandera,Taita Taveta and Kericho.	-	-	-	EUR 10,000,000.00 in 20 Equal Repayments starting 31/12/2042
2021014_1	Phase II of the Medical Waste Management Project	KBC BANK	Bilateral	GOK	25/06/2021	27/12/2036	9,271,590	EUR	5,629,724.38	5,629,724	60.7%	3,641,866	Ministry of Health	Supply and installation of 15 Medical Waste Incinerators in 15 Counties	Project on Cource	Wajir, Trans Nzoia, Makueni, Kitui, Meru, Bomet, Vihiga, Marsabit, Nyamira, Turkana, Migori, Narok, Mandera,Taita Taveta and Kericho.	20,554,785	1.25	-	EUR 9,271,590.24 in 24 Equal Repayments starting 07/04/2025
2021013_1	Samatar-Wajir Road Project	Saudi Development Fund	Bilateral	GOK	07/06/2021	31/05/2051	75,000,000	SAR	-	Never Disbursed	Never Disbursed	75,000,000	State Department for Roads	The project is to support Kenyas NorthEastern provincein achieving its full economic potential and improve the socio-economic welfare of its population through upgrading the Isiolo-Modogashe - Wajir-Mandera corridor	The project is at the procurement of project consultant	Wajir and Isiolo Counties	-	1.00	-	SAR 75,000,000.00 in 40 Equal Repayments starting 30/11/2031
2021012_1	Samatar-Wajir Road Project	Arab Bank For Econ.Dev.In Africa	Multilateral	GOK	07/06/2021	01/03/2049	15,000,000	USD	-	Never Disbursed	Never Disbursed	15,000,000	State Department for Roads	The project is to support Kenyas NorthEastern provincein achieving its full economic potential and improve the socio-economic welfare of its population through upgrading the Isiolo-Modogashe - Wajir-Mandera corridor	The project is at the procurement of project consultant	Wajir and Isiolo Counties	-	2.00	-	Various Unequal repayments
2021011_1	International Sovereign Bond 2021 Due 2033 and 2034	Citigroup Global Markets Europe AG	Commercial Bank	GOK	14/06/2021	23/01/2034	1,000,000,000	USD	1,000,000,000.00	1,000,000,000	100.0%	Fully Drawn		budget support			-	6.30	-	USD 500,000,000.00 in 1 Other Repayments starting 23/01/2034 AND USD 500,000,000.00 in 1 Other Repayments starting 23/01/2033
2021010_1	The Accelerated Reforms for an Inclusive and Resilient Recovery Development Policy Operation (DPO3)	International Development Association	Multilateral	GOK	14/06/2021	15/05/2051	750,000,000	USD	750,000,000.00	750,000,000	100.0%	Fully Drawn	The National Treasury	Budget support	Closed		-	3.09	-	USD 255,000,000.00 in 10 Equal Repayments starting 15/11/2046 AND USD 495,000,000.00 in 40 Equal Repayments starting 15/11/2026

LOAN #	LOAN TITLE	CREDITOR NAME	CREDITOR CATEGORY	BORROWER	AGREEMENT DATE	MATURITY DATE	REVISED FINANCIAL AMOUNT (Tranche)	CURR	PRINCIPLE BALANCE AS AT 31/08/2023 (FX)	DRAWN AMOUNT	DISBURSEMENT RATE	UNDRAWN AMOUNT	IMPLEMENTING AGENCY	PROJECT DESCRIPTION	PROJECT IMPLEMENTATION STATUS	COUNTY	COMMITMENT FEES SIINCE 2012 (KSHS)	Fixed Interest Rate	Variable (Margin) Interest Rate	No. Principal Repayments
2021009_2	Kenya Livestock Commercialisation Project (KeLCoP)	International Fund For Agricultural Dev.	Multilateral	GOK	16/02/2021	01/05/2046	23,105,000	EUR	2,079,789.42	2,079,789	4.5%	21,025,211	State Department for Livestock production	To increase income of poor livestck and pastoralist households through climate smart production of small livestock market development	On-going	Elgeyo Marakwet, Baringo, Marsabit, Samburu, Busia, Bungoma, Kakamega, Siaya, Nakuru and Trans Nzoia	-	0.75	-	EUR 23,105,000.00 in 30 Percentage Based Repayments starting 01/11/2031
2021009_1	Kenya Livestock Commercialisation Project (KeLCoP)	International Fund For Agricultural Dev.	Multilateral	GOK	16/02/2021	01/05/2046	23,105,000	EUR	2,079,789.42	2,079,789	4.5%	21,025,211	State Department for Livestock production	To increase income of poor livestck and pastoralist households through climate smart production of small livestock market development	On-going	Elgeyo Marakwet, Baringo, Marsabit, Samburu, Busia, Bungoma, Kakamega, Siaya, Nakuru and Trans Nzoia	-	1.21	-	EUR 23,105,000.00 in 40 Equal Repayments starting 01/11/2026
2021008_6	Extended Fund Facility - XDR 933.62M	International Monetary Fund	Multilateral	GOK	02/04/2021	31/07/2033	246,275,863	USD	246,275,863.10	246,275,863	100.0%	Fully Drawn	The National Treasury	Budget support	Closed		-	-	1.00	XDR 246,275,863.10 in 12 Equal Repayments starting 20/01/2026
2021008_5	Extended Fund Facility - XDR 933.62M	International Monetary Fund	Multilateral	GOK	02/04/2021	31/07/2033	180,396,713	USD	180,396,713.25	180,396,713	100.0%	Fully Drawn	The National Treasury	Budget support	Closed		-	-	1.00	XDR 180,396,713.25 in 12 Equal Repayments starting 21/06/2027
2021008_4	Extended Fund Facility - XDR 933.62M	International Monetary Fund	Multilateral	GOK	02/04/2021	31/07/2033	185,625,561	USD	185,625,560.64	185,625,561	100.0%	Fully Drawn	The National Treasury	Budget support	Closed		-	-	1.00	XDR 185,625,560.64 in 12 Equal Repayments starting 20/01/2027
2021008_3	Extended Fund Facility - XDR 933.62M	International Monetary Fund	Multilateral	GOK	02/04/2021	31/07/2033	189,776,939	USD	189,776,938.68	189,776,939	100.0%	Fully Drawn	The National Treasury	Budget support	Closed		-	-	1.00	XDR 189,776,938.68 in 12 Equal Repayments starting 21/06/2026
2021008_2	Extended Fund Facility - XDR 933.62M	International Monetary Fund	Multilateral	GOK	02/04/2021	31/07/2033	283,026,145	USD	283,026,145.49	283,026,145	100.0%	Fully Drawn	The National Treasury	Budget support	Closed		-	-	1.00	XDR 283,026,145.49 in 12 Equal Repayments starting 25/12/2025
2021008_1	Extended Fund Facility - XDR 933.62M	International Monetary Fund	Multilateral	GOK	02/04/2021	31/07/2033	200,170,769	USD	200,170,768.52	200,170,769	100.0%	Fully Drawn	The National Treasury	Budget support	Closed		-	-	1.00	XDR 200,170,767.52 in 12 Equal Repayments starting 06/10/2025
2021007_6	Extended Credit Facility - XDR 450.53M	International Monetary Fund	Multilateral	GOK	01/04/2021	20/07/2033	58,806,082	USD	58,806,082.13	58,806,082	100.0%	Fully Drawn	The National Treasury	Budget support	Closed		-	-	-	XDR 58,806,082.13 in 10 Equal Repayments starting 20/01/2029
2021007_5	Extended Credit Facility - XDR 450.53M	International Monetary Fund	Multilateral	GOK	01/04/2021	20/07/2033	266,977,547	USD	266,977,546.72	266,977,547	100.0%	Fully Drawn	The National Treasury	Budget support	Closed		-	-	-	XDR 266,977,546.72 in 10 Equal Repayments starting 21/06/2028
2021007_4	Extended Credit Facility - XDR 450.53M	International Monetary Fund	Multilateral	GOK	01/04/2021	20/07/2033	50,255,244	USD	50,255,243.74	50,255,244	100.0%	Fully Drawn	The National Treasury	Budget support	Closed		-	-	-	XDR 50,255,243.74 in 10 Equal Repayments starting 20/01/2028
2021007_3	Extended Credit Facility - XDR 450.53M	International Monetary Fund	Multilateral	GOK	01/04/2021	20/07/2033	68,316,901	USD	68,316,900.92	68,316,901	100.0%	Fully Drawn	The National Treasury	Budget support	Closed		-	-	-	XDR 68,316,900.92 in 10 Equal Repayments starting 21/06/2027
2021007_2	Extended Credit Facility - XDR 450.53M	International Monetary Fund	Multilateral	GOK	01/04/2021	20/07/2033	108,168,047	USD	108,168,046.94	108,168,047	100.0%	Fully Drawn	The National Treasury	Budget support	Closed		-	-	-	XDR 108,168,046.94 in 10 Equal Repayments starting 08/10/2026
2021007_1	Extended Credit Facility - XDR 450.53M	International Monetary Fund	Multilateral	GOK	01/04/2021	20/07/2033	123,920,600	USD	123,920,599.50	123,920,600	100.0%	Fully Drawn	The National Treasury	Budget support	Closed		-	-	-	XDR 123,920,599.50 in 10 Equal Repayments starting 25/12/2026
2021006_1	Nairobi ITS Establishment and Junctions Improvement Project Phase II	Export - Import Bank - Korea	Export Credit	GOK	29/01/2021	20/01/2061	100,000,000	USD	-	Never Disbursed	Never Disbursed	100,000,000	State Department for Roads	The project involved establishement of Nairobi Intelligence Transport System.	ongoing	Nairobi	-	0.20	-	USD 100,000,000.00 in 60 Equal Repayments starting 20/07/2031
2021005_1	Establishment of Bus Rapid Transit Line 5 Project	Export - Import Bank - Korea	Export Credit	GOK	29/01/2021	03/11/2061	59,000,000	USD	842,641.79	842,642	1.4%	58,157,358	State Department for Roads	The project involves design and construction of Bus Rapid Transit Lines.	ongoing	Nairobi	-	0.20	-	USD 59,000,000.00 in 60 Equal Repayments starting 20/07/2031
2021004_1	Nairobi ITS Establishment and Junctions Improvement Project	Export - Import Bank - Korea	Export Credit	GOK	29/01/2021	13/12/2061	61,000,000	USD	823,385.06	823,385	1.3%	60,176,615	State Department for Roads	The project involved establishement of Nairobi Intelligence Transport System.	ongoing	Nairobi	-	0.20	-	USD 61,000,000.00 in 60 Equal Repayments starting 20/07/2031
2021003_2	Technical and Vocational Education Training and Entrepreneurship (TVETE0 pROJECT	African Development Fund	Multilateral	GOK	11/01/2021	15/11/2049	573,215	EUR	236,920.25	573,215	100.0%	Fully Drawn	State Depsrtment for Vocation and Technical Training	The project entails promotion of inclusive Access to Technical Education and Training	Ongoing	Nationwide	-	1.75	-	AUA 573,214.89 in 1 Equal Repayments starting 15/05/2025
2021003_1	Technical and Vocational Education Training and Entrepreneurship (TVETE0 pROJECT	African Development Fund	Multilateral	GOK	11/01/2021	15/11/2049	26,432,002	AUA	-	Recorded in Tranche	Recorded in Tranche	26,706,085	State Depsrtment for Vocation and Technical Training	The project entails promotion of inclusive Access to Technical Education and Training	Ongoing	Nationwide	-	-	-	AUA 26,432,001.88 in 50 Equal Repayments starting 15/05/2025
2021002_1	Ithanga Water Supply Project-Phase III	KBC BANK	Bilateral	GOK	01/01/2021	15/06/2039	8,300,579	EUR	1,164,592.95	1,164,593	14.0%	7,135,986	Ministry of Water, Sanitation and Irrigation	Project entails supply and installation of water and sanitation services in Ithanga Murangá County	Project implementation is ongoing	Ithanga, Murangá County	11,793,233	0.70	-	EUR 8,300,579.15 in 30 Equal Repayments starting 17/06/2024
2021001_1	Samatar- Wajir Road Project	Organisation of Petroleum Exp Countries	Multilateral	GOK	02/02/2021	15/05/2040	20,000,000	USD	-	Never Disbursed	Never Disbursed	20,000,000	State Department for Roads	The project involved construction of Samatar- Wajir Road Project	Stalled	Wajir and Isiolo Counties	-	2.75	-	USD 686,000.00 in 1 Equal Repayments starting 15/05/2040 AND USD 19,314,000.00 in 29 Equal Repayments starting 15/11/2025
2020029_1	Upper Tana Catchment Natural Resource Management Project (Additional Financing)	International Fund For Agricultural Dev.	Multilateral	GOK	13/07/2020	15/02/2053	11,750,000	EUR	11,091,067.64	11,091,068	94.4%	658,932	Ministry of Water, Sanitation and Irrigation	Enpowering communities to sustanably manage natural resources while improving their livelihoods through income generating activities	Closed. The undrawn amount to be cancelled.	Upper Tana Catchment covering Meru, Tharaka Nithi, Embu,Kirinyaga, Muranga and Nyeri	-	0.75	-	EUR 11,750,000.00 in 60 Equal Repayments starting 15/08/2023
2020028_1	Aquaculture Business Development Programme (ABDP)-Additional Financing	International Fund For Agricultural Dev.	Multilateral	GOK	16/07/2020	15/05/2060	24,150,000	EUR	2,000,000.00	2,000,000	8.3%	22,150,000	State Department for Fisheries and Blue Economy	To increase incomes , food security and nutritional status of poor rural households invoived in aquaculture in the targeted councties	On-going	15 Counties: Migori, Kakamega, Homa Bay, Nyeri Meru, Kirinyaga, Tharaka Nithi, Kisii, Kisumu Siaya, Busia, Embu,Kiambu, Machakos and Kajiado	-	0.75	-	EUR 24,150,000.00 in 60 Equal Repayments starting 15/11/2030

LOAN #	LOAN TITLE	CREDITOR NAME	CREDITOR CATEGORY	BORROWER	AGREEMENT DATE	MATURITY DATE	REVIS... FINAN... AMOUNT (Tranche)	...RR	PRINCIPLE BALANCE AS AT 31/08/2023 (FX)	DRAWN AMOUNT	DISBURSEMENT RATE	UNDRAWN AMOUNT	IMPLEMENTING AGENCY	PROJ... ...PTION	PROJECT IMPLEMENTATION STATUS	COUNTY	COMMITMENT FEES SIINCE 2012 (KSHS)	Fixed Interest Rate	Variable (Margin) Interest Rate	No. Principal Repayments
2020026_1	Expansion of water supply and wastewater in Kisumu city	European Investment Bank	Multilateral	GOK	01/10/2020	30/09/2042	35,000,000	EUR	6,898,036.00	6,898,036	19.7%	28,101,964	LAKE VICTORIA SOUTH WATER WORKS DEVELOPMENT AUTHORITY	LVWATSAN) project in Kisumu involves the expansion of the water supply and rehabilitation and expansion of the wastewater system in the city of Kisumu as well as certain satellite towns.	Project Ongoing	KISUMU COUNTY	28,338,015	2.00	-	EUR 28,101,964.10 in 10 Equal Repayments starting 31/03/2033 AND EUR 6,898,036.00 in 30 Equal Repayments starting 31/03/2028
2020025_1	ASAL Rural Roads Project	Agence Francaise De Development	Bilateral	GOK	02/10/2020	30/09/2040	60,000,000	EUR	-	Never Disbursed	Never Disbursed	60,000,000	KERRA	Provide basic all-season road access ibility in 6 counties	Project design in progress	Marsabit, Meru, Tharaka-Nithi, Isiolo, Samburu and Laikipia	87,950,307	-	1.43	EUR 60,000,000.00 in 26 Equal Repayments starting 30/11/2027
2020024_2	Lake Victoria Water and Sanitation Project - Kisumu	Agence Francaise De Development	Bilateral	GOK	02/10/2020	30/09/2040	3,947,933	EUR	3,947,933.00	3,947,933	100.0%	Fully Drawn	Lake Victoria South Water Works Development Agency	Extension of drinking water network.Reducing non-revenue water.	The project is behind schedule due mainly due to payment issues and land acquisition.	Kisumu	-	3.66	-	EUR 3,947,933.00 in 28 Equal Repayments starting 31/03/2027
2020024_1	Lake Victoria Water and Sanitation Project - Kisumu	Agence Francaise De Development	Bilateral	GOK	02/10/2020	30/09/2040	16,052,067	EUR	-	Recorded in Tranche	Recorded in Tranche	16,052,067	Lake Victoria South Water Works Development Agency	Extension of drinking water network.Reducing non-revenue water.	The project is behind schedule due mainly due to payment issues and land acquisition.	Kisumu	30,764,838	-	-	EUR 16,052,067.00 in 28 Equal Repayments starting 31/03/2027
2020023_1	Horn of Africa Gateway Development Project	International Development Association	Multilateral	GOK	07/10/2020	01/05/2050	669,200,000	EUR	74,570,561.86	78,344,329	11.1%	594,629,438	State Department for Transport	Improve movement of people and goods and digital connectivity and construction of social amenities	Progressing well		-	1.21	-	EUR 227,528,000.00 in 10 Equal Repayments starting 01/11/2045 AND EUR 441,672,000.00 in 40 Equal Repayments starting 01/11/2025
2020022_1	Second Informal Settlement Improvement Project	International Development Association	Multilateral	GOK	17/08/2020	15/04/2050	134,800,000	EUR	19,458,423.67	19,458,424	14.4%	115,341,576	State Department for Housing and Urban Development	Upgrading of slums in Kenya	Progressing well		-	1.21	-	EUR 45,832,000.00 in 10 Equal Repayments starting 15/10/2045 AND EUR 88,968,000.00 in 40 Equal Repayments starting 15/10/2025
2020021_1	Health Sector Policy for Attainment of Universal Health Coverage (Phase 2)	Government of Japan	Bilateral	GOK	27/08/2020	20/08/2050	8,000,000	JPK	8,000,000.00	8,000,000	100.0%	Fully Drawn	Ministry of Health	The project involved Health Sector Policy	Closed project		-	2.85	-	JPK 8,000,000.00 in 41 Equal Repayments starting 20/08/2030
2020020_1	Financing of the Supply of Medical Equipment & Associated Services to Public Healthcare Institutions in Kenya	Government of France	Bilateral	GOK	27/08/2020	30/12/2061	33,000,000	EUR	27,265,976.25	27,265,976	82.6%	5,734,024	Ministry of Health	Supply of medical equipment	Project is at 94 % Completion	Country wide	-	0.00	-	EUR 33,000,000.00 in 56 Equal Repayments starting 30/12/2032
2020019_2	Bagamoyo-Horohoro-Lunga Lunga-Malindi Road Project-Phase 11	African Development Fund	Multilateral	GOK	10/06/2020	15/11/2049	13,695,345	EUR	10,225,002.38	13,695,345	100.0%	Fully Drawn	State Deparrtment for Roads	This project involves construction of dual carriageway from Nyali bridge-Kilifi town (54km) inlcuding service lanes, pedestrian foot paths, 8 grade separated intersections, 9 pedestrian foot bridges and axle weighing station.	Ongoing	Mombasa and Kilifi	-	1.75	-	AUA 10,574,590.93 in 50 Equal Repayments starting 15/05/2025
2020019_1	Bagamoyo-Horohoro-Lunga Lunga-Malindi Road Project-Phase 11	African Development Fund	Multilateral	GOK	10/06/2020	15/11/2049	35,422,639	AUA	-	Recorded in Tranche	Recorded in Tranche	38,244,285	State Department for Roads	This project involves construction of dual carriageway from Nyali bridge-Kilifi town (54km) inlcuding service lanes, pedestrian foot paths, 8 grade separated intersections, 9 pedestrian foot bridges and axle weighing station.	Ongoing	Mombasa and Kilifi	-	-	-	AUA 37,961,747.76 in 50 Equal Repayments starting 15/05/2025
2020018_1	Bagamoyo-Horohoro-Lunga Lunga-Malindi Road Project -Phase1	African Development Bank	Multilateral	GOK	10/06/2020	15/11/2044	108,000,000	EUR	17,996,652.09	19,684,868	16.7%	90,003,345	State Department for Roads	This project involves construction of dual carriageway from Nyali bridge-Kilifi town (54km) inlcuding service lanes, pedestrian foot paths, 8 grade separated intersections, 9 pedestrian foot bridges and axle weighing station.	Ongoing	Mombasa and Kilifi	40,469,787	-	0.10	EUR 108,000,000.00 in 34 Equal Repayments starting 15/05/2028
2020016_1	Promotion of Youth Employment and Vocational Training	Govt of Fed. Republic of Germany - GTZ	Bilateral	GOK	21/02/2020	30/06/2058	20,000,000	EUR	2,367,637.92	2,367,638	11.8%	17,632,362	MoE	To finance promotion of youth employment and vocational training	Lengthy procurement process and delays on no objections.	Nairobi and Kiambu	-	0.75	-	EUR 10,016,000.00 in 32 Equal Repayments starting 30/06/2042 AND EUR 9,984,000.00 in 32 Equal Repayments starting 30/06/2026
2020015_1	Emergency Locust Response Project	International Development Association	Multilateral	GOK	28/05/2020	01/05/2050	39,300,000	EUR	32,379,183.49	32,379,183	82.4%	6,920,817	Ministry of Agriculture	Prevent and respond to the threat to livelihoods posed by the desert locust outbreak	Progressing well	14 Counties	-	1.20	-	EUR 13,362,000.00 in 10 Equal Repayments starting 01/11/2045 AND EUR 25,938,000.00 in 40 Equal Repayments starting 01/11/2025
2020014_1	Covid-19 Emergency Response Support Program-ERSP	African Development Bank	Multilateral	GOK	22/05/2020	01/02/2044	188,000,000	EUR	188,000,000.00	188,000,000	100.0%	Fully Drawn	State Department for Roads	The project involves upgrading of the current 2-lane single carriageway road to 2-lane dual carriageway (84km) road substantially following the existing alignment.	Ongoing	Murang'a, Kirinyanga and Nyeri	-	-	0.20	EUR 188,000,000.00 in 34 Equal Repayments starting 01/08/2027
2020013_1	Kenol-Sagana-Marua Highway Improvement Project-ADB	African Development Bank	Multilateral	GOK	09/01/2020	15/08/2043	178,020,000	EUR	78,986,556.15	80,529,438	44.4%	99,033,444	State Department for Roads	The project involves upgrading of the current 2-lane single carriageway road to 2-lane dual carriageway (84km) road substantially following the existing alignment.	Ongoing	Murang'a, Kirinyanga and Nyeri	57,528,916	-	0.40	EUR 178,020,000.00 in 34 Equal Repayments starting 15/02/2027
2020012_1	Kenol-Sagana-Marua Highway Improvement Project-AGTF	African Development Bank	Multilateral	GOK	05/01/2020	15/02/2044	31,150,000	EUR	15,888,294.17	15,888,294	51.0%	15,261,706	State Department for Roads	The project involves upgrading of the current 2-lane single carriageway road to 2-lane dual carriageway (84km) road substantially following the existing alignment.	Ongoing	Murang'a Kirinyanga and Nyeri	21,311,908	-	0.40	EUR 31,150,000.00 in 34 Equal Repayments starting 15/08/2027
2020011_1	Marine Fisheries and Socio-Economic Development Project-Credit No. 6540 - KEw-	International Development Association	Multilateral	GOK	02/06/2020	15/02/2045	89,100,000	EUR	22,334,162.18	22,334,162	25.1%	66,765,838	Ministry of Fisheries and Blue Economy	Improve management of priority fisheries and mariculture	Progressing well	6 counties	-	-	-	EUR 89,100,000.00 in 40 Equal Repayments starting 15/08/2025
2020010_1	Second Inclusive Growth and Fiscal Management Development Policy Financing- Loan Agreement	Intl Bank for Reconstruction & Developmt	Multilateral	GOK	20/05/2020	15/05/2049	250,000,000	USD	250,000,000.00	250,000,000	100.0%	Fully Drawn	The National Treasury		Closed		-	-	0.10	USD 6,725,000.00 in 1 Equal Repayments starting 15/05/2049 AND USD 243,275,000.00 in 37 Equal Repayments starting 15/11/2030
2020009_1	Second Inclusive Growth and Fiscal Management Development Policy Financing	International Development Association	Multilateral	GOK	20/05/2020	15/05/2050	750,000,000	USD	750,000,000.00	750,000,000	100.0%	Fully Drawn	The National Treasury	Budget support	closed		-	2.64	-	USD 255,000,000.00 in 10 Equal Repayments starting 15/11/2045 AND USD 495,000,000.00 in 40 Equal Repayments starting 15/11/2025

LOAN #	LOAN TITLE	CREDITOR NAME	CREDITOR CATEGORY	BORROWER	AGREEMENT DATE	MATURITY DATE	REVISED FINANCE AMOUNT (Tranche)	CURR	PRINCIPLE BALANCE AS AT 31/08/2023 (FX)	DRAWN AMOUNT	DISBURSEMENT RATE	UNDRAWN AMOUNT	IMPLEMENTING AGENCY	PROJECT DESCRIPTION	PROJECT IMPLEMENTATION STATUS	COUNTY	COMMITMENT FEES SIINCE 2012 (KSHS)	Fixed Interest Rate	Variable (Margin) Interest Rate	No. Principal Repayments
2020008_1	PRGT - Rapid Credit Facility (RCF) - Response to Covid-19 Pandemic	International Monetary Fund	Multilateral	GOK	30/04/2020	11/05/2030	542,800,000	XDR	542,800,000.00	542,800,000	100.0%	Fully Drawn	The National Treasury	-	-	-	-	-	-	XDR 542,800,000.00 in 10 Equal Repayments starting 11/11/2025
2020007_1	Operationalization of the Kenya Mortgage Refinance Company	African Development Bank	Multilateral	GOK	02/04/2020	15/11/2044	90,000,000	EUR	63,900,000.00	63,900,000	71.0%	26,100,000	The National Treasury	To operationalize the Kenya Mortgage Refinancing company	Ongoing	Nationwide	113,130,212	-	0.10	EUR 90,000,000.00 in 34 Equal Repayments starting 15/05/2028
2020006_1	COVID- 19 Emergency Response Project	International Development Association	Multilateral	GOK	03/04/2020	15/11/2049	45,500,000	EUR	32,658,477.05	32,951,469	71.8%	12,841,523	Ministry of Health	Prevent ,detect and respond to the COVID -19 outbreak	Progressing well	47 counties	-	1.20	-	EUR 15,470,000.00 in 10 Equal Repayments starting 15/05/2045 AND EUR 30,030,000.00 in 40 Equal Repayments starting 15/05/2025
2020005_2	Nairobi Water & Sanitation Project	Agence Francaise De Development	Bilateral	GOK	02/03/2020	30/09/2039	3,000,000	EUR	3,000,000.00	3,000,000	100.0%	Fully Drawn	Athi Water Works Development Agency	Improve access to water and sanitation in Nairobi	The project has been progressing satisfactorily since last supervision mission with three design consultancy contracts started, a works package launched and three ongoing goods contracts	Nairobi	-	1.62	-	EUR 3,000,000.00 in 28 Equal Repayments starting 31/03/2026
2020005_1	Nairobi Water & Sanitation Project	Agence Francaise De Development	Bilateral	GOK	02/03/2020	30/09/2039	97,000,000	EUR	-	Recorded in Tranche	Recorded in Tranche	97,000,000	Athi Water Works Development Agency	Improve access to water and sanitation in Nairobi	The project has been progressing satisfactorily since last supervision mission with three design consultancy contracts started, a works package launched and three ongoing goods contracts	Nairobi	109,621,701	-	-	EUR 97,000,000.00 in 28 Equal Repayments starting 31/03/2026
2020004_2	Mombasa Special Economic Zone Development Project (I)	Government of Japan	Bilateral	GOK	27/02/2020	20/09/2059	3,673,000	JPK	693,974.35	693,974	1.9%	2,979,026	State Department for Roads	The project involved Mombasa Special Economic Zone Phase (I)	Ongoing project	Mombasa County	-	0.01	-	JPK 3,673,000.00 in 56 Equal Repayments starting 20/02/2032
2020004_1	Mombasa Special Economic Zone Development Project (I)	Government of Japan	Bilateral	GOK	27/02/2020	20/09/2059	33,417,000	JPK	74,161.71	74,162	0.2%	33,342,838	State Department for Roads	The project involved Mombasa Special Economic Zone Phase (I)	Ongoing project	Mombasa County	-	0.10	-	JPK 33,417,000.00 in 56 Equal Repayments starting 20/02/2032
2020003_1	Construction of Five Footbridges in Mombasa and Langata Road_COMMERCIAL Facility	Banco Bilbao Vicaya Argentaria, S.A	Financial Institution	GOK	17/01/2020	17/06/2025	2,083,380	EUR	833,351.96	2,083,380	100.0%	Fully Drawn	State Department for Roads	Construction of Five Footbridges in Mombasa and Langata Road_COMMERCIAL Facility	Closed	Nairobi County	564,630	-	2.25	EUR 2,083,379.90 in 10 Equal Repayments starting 17/12/2020
2020002_1	Construction of Five Footbridges in Mombasa and Langata Road_ CESCE Facility	Banco Bilbao Vicaya Argentaria, S.A	Financial Institution	GOK	17/01/2020	19/12/2032	11,805,819	EUR	11,215,528.41	11,805,819	100.0%	Fully Drawn	State Department for Roads	The project involved construction of Five Footbridges in Mombasa and Langata Road	Closed	Nairobi County	29,753,962	-	1.06	EUR 11,805,819.38 in 20 Equal Repayments starting 19/06/2023
2020001_1	Development of the Water and Sanitation Sector	Govt of Fed. Republic of Germany - GTZ	Bilateral	GOK	02/01/2020	15/11/2057	11,000,000	EUR	3,109,015.62	3,109,016	28.3%	7,890,984	MoWSI, WSTF	To finance provision of water supply and basic sanitation for the urban low income areas across the country	The project is progressing well	Country wide	9,695,478	0.75	-	EUR 9,632,000.00 in 56 Equal Repayments starting 15/05/2030 AND EUR 1,368,000.00 in 8 Equal Repayments starting 15/11/2026
2019022_2	Mombasa Gate Bridge Construction Project (I)	Government of Japan	Bilateral	GOK	05/12/2019	20/06/2059	2,717,000	JPK	1,033,208.82	1,033,209	2.2%	1,683,791	State Department for Roads	The project involved construction of Mombasa Gate Bridge Phase (I)	Ongoing project	Mombasa County	-	0.01	-	JPK 2,717,000.00 in 56 Equal Repayments starting 20/12/2031
2019022_1	Mombasa Gate Bridge Construction Project (I)	Government of Japan	Bilateral	GOK	05/12/2019	20/06/2059	45,083,000	JPK	95,239.10	95,239	0.2%	44,987,761	State Department for Roads	The project involved construction of Mombasa Gate Bridge Phase (I)	Ongoing project	Mombasa County	-	0.10	-	JPK 45,083,000.00 in 56 Equal Repayments starting 20/12/2031
2019021_1	T-Mall Flyover Project for the Design, Supply, Building and Installation of a Steel Flyover for Vehicles in Nairobi	Instituto De Credito:Kingdom Of Spain.	Bilateral	GOK	25/01/2019	30/09/2054	23,250,000	EUR	23,250,000.00	23,250,000	100.0%	Fully Drawn	State Department for Roads	The project involved construction of T-Mall Flyover and five steel bridges	Closed project	Nairobi County	120,373	0.20	-	EUR 23,250,000.00 in 48 Equal Repayments starting 12/11/2030
2019020_1	Affordable Housing Finance Project	Int Bank for Reconstruction & Developmt	Multilateral	GOK	05/12/2019	15/01/2044	219,000,000	EUR	94,487,161.61	94,656,379	43.1%	124,512,838	State Department for Housing and Urban Development	The project entailed affordable Housing Finance Project	ongoing		170,259,907	-	0.95	EUR 219,000,000.00 in 40 Equal Repayments starting 15/07/2024
2019019_1	Thwake Multi-Purpose Water Development Program (MWDP) Phase I_Additional Financing_ADB	African Development Bank	Multilateral	GOK	19/06/2019	15/02/2044	192,569,766	EUR	157,899,525.48	157,899,525	82.0%	34,670,241	State Department for Water and Sanitation	Thwake Multipurpose Water Development Program is a project made to develop the water resources of the Athi river to realize the integrated functions of water supply, power generation and irrigation development	Ongoing	Makueni and Kitui	69,331,919	-	0.60	EUR 192,569,766.00 in 34 Equal Repayments starting 15/08/2027
2019018_1	Thwake Multi-purpose Water Development Program (MWDP) Phase I- Additional Financing_AGTF	African Development Bank	Multilateral	GOK	19/06/2019	15/02/2044	43,192,813	EUR	37,944,997.71	37,944,998	87.9%	5,247,815	State Department for Water and Sanitation	Thwake Multipurpose Water Development Program is a project made to develop the water resources of the Athi river to realize the integrated functions of water supply, power generation and irrigation development	Ongoing	Makueni and Kitui	10,606,605	-	0.60	EUR 43,192,813.00 in 34 Equal Repayments starting 15/08/2027
2019017_1	Supplementary Financing for Ethiopia -Kenya Electricity Highway Project	African Development Bank	Multilateral	GOK	01/01/2019	15/02/2044	26,510,000	EUR	14,310,600.83	14,310,601	54.0%	12,199,399	State Department for Energy	To consuct the Marikani substation and underground cable in Nanyuki -Rumuruti	Ongoing	Laikipia , Mombasa	154,903,311	-	0.20	EUR 26,510,000.00 in 34 Equal Repayments starting 15/08/2027
2019016_1	Nairobi River Basin Rehabilitation & Restoration Programm: Sewerage Improvement Project Phase II	African Development Bank	Multilateral	GOK	19/06/2019	15/02/2044	59,407,000	EUR	26,316,651.31	27,024,098	44.3%	33,090,349	State Department for Water and Sanitation	To increase sewerage coverage in Nairobi City from the current 48% to 55% by 2024 by serving over 400,000 residents. To reduce pollution levels of Nairobi River by collecting and treating 80,000m 3 /day of waste water. To enhance sustainability of sewerage operations through increased revenue collection	Ongoing	Nairobi	25,317,872	-	-	EUR 59,407,000.00 in 34 Equal Repayments starting 15/08/2027
2019015_2	Nairobi River Basin Rehabilitation & Restoration Program-Sewerage Improvement Project Phase II	African Development Fund	Multilateral	GOK	01/01/2019	15/02/2058	885,389	EUR	885,388.96	885,389	100.0%	Fully Drawn	State Department for Water and Sanitation	To increase sewerage coverage in Nairobi City from the current 48% to 55% by 2024 by serving over 400,000 residents. To reduce pollution levels to Nairobi River by collecting and treating 80,000m 3/day of waste water.	Ongoing	Nairobi	-	1.75	-	AUA 885,388.96 in 50 Equal Repayments starting 15/08/2024

LOAN #	LOAN TITLE	CREDITOR NAME	CREDITOR CATEGORY	BORROWER	AGREEMENT DATE	MATURITY DATE	REVISED FINANCIAL AMOUNT (Tranche)	CURR	PRINCIPLE BALANCE AS AT 31/08/2023 (FX)	DRAWN AMOUNT	DISBURSEMENT RATE	UNDRAWN AMOUNT	IMPLEMENTING AGENCY	PROJECT DESCRIPTION	PROJECT IMPLEMENTATION STATUS	COUNTY	COMMITMENT FEES SIINCE 2012 (KSHS)	Fixed Interest Rate	Variable (Margin) Interest Rate	No. Principal Repayments
2019015_1	Nairobi River Basin Rehabilitation & Restoration Program-Sewerage Improvement Project Phase II	African Development Fund	Multilateral	GOK	01/01/2019	15/02/2058	2,190,006	AUA	-	Recorded in Tranche	Recorded in Tranche	2,190,006	State Department for Water and Sanitation	To increase sewerage coverage in Nairobi City from the current 48% to 55% by 2024 by serving over 400,000 residents. To reduce pollution levels to Nairobi River by collecting and treating 80,000m 3/day of waste water.	Ongoing	Nairobi	6,774,394	-	-	AUA 2,190,005.98 in 50 Equal Repayments starting 15/08/2033
2019013_1	Lake Nakuru Biodiversity Conservation Project	Govt of Fed. Republic of Germany - GTZ	Bilateral	GOK	30/12/2019	15/11/2057	29,000,000	EUR	632,152.40	632,152	2.2%	28,367,848	MoWSI	To finance conservation of lake nakuru biodiversity project	The project is yet to commence due to lengthy procurement of contractor by the implementing agency.	Nakuru	-	0.75	-	EUR 3,632,000.00 in 8 Equal Repayments starting 15/05/2054 AND EUR 25,368,000.00 in 56 Equal Repayments starting 15/05/2026
2019012_1	Promotion of Youth Employment and Vocational Training in Kenya, Phase II	Govt of Fed. Republic of Germany - GTZ	Bilateral	GOK	30/12/2019	28/02/2058	12,000,000	EUR	-	Never Disbursed	Never Disbursed	12,000,000	Ministry of Education	To finance promotion of youth employment and vocational training	Lacks the National Treasury and the Cabinet Approvals.	Kisumu, Nyamira, Busia and TransNzoia	-	0.75	-	EUR 6,016,000.00 in 32 Equal Repayments starting 28/02/2042 AND EUR 5,984,000.00 in 32 Equal Repayments starting 28/02/2026
2019011_1	Inclusive Growth and Fiscal Management Development Policy Financing	International Development Association	Multilateral	GOK	19/06/2019	15/02/2049	540,299,998	XDR	540,299,997.61	540,299,998	100.0%	Fully Drawn	The National Treasury	Budget support	closed		-	2.00	-	XDR 18,370,199.93 in 1 Equal Repayments starting 15/02/2049 AND XDR 165,331,799.28 in 9 Equal Repayments starting 15/08/2044 AND XDR 356,597,998.40 in 40 Equal Repayments starting 15/08/2024
2019010_2	Green Zones Development Support Project - Phase II	African Development Fund	Multilateral	GOK	23/04/2019	01/11/2048	11,949,324	EUR	11,835,862.74	11,949,324	100.0%	Fully Drawn	State Department for Forestry	The project involves forest conservation and livelihoodsupport for climate change	Ongoing	Country wide	-	1.75	-	AUA 11,949,324.28 in 50 Equal Repayments starting 01/05/2024
2019010_1	Green Zones Development Support Project - Phase II	African Development Fund	Multilateral	GOK	23/04/2019	01/11/2048	20,066,291	AUA	-	Recorded in Tranche	Recorded in Tranche	20,158,328	State Department for Forestry	The project involves forest conservation and livelihoodsupport for climate change	Ongoing	Country wide	18,312,769	-	-	AUA 20,066,291.09 in 50 Equal Repayments starting 01/05/2024
2019009_1	Green Zones Development Support Project - Phase II	African Development Bank	Multilateral	GOK	23/04/2019	15/08/2043	5,204,000	EUR	3,093,579.49	3,093,579	59.4%	2,110,421	State Department for Forestry	This project involves forest conservation and livelihood support for climate change resilience through rehabilitation of degraded forest areas, bamboo production for conservation and commercialization, development and rehabilitation of forest infastructure. The project is also supporing sustainable and inlusive value chain development (timber, posts, bamboo)	Ongoing	Machakos, Embu, Tharaka Nithi, Meru, Nyeri,Kirinyaga, Murang'a, Kiambu, Nyandarua, Bomet, Kericho, Baringo, Nakuru, Kisii, Nyamira	2,188,391	-	-	EUR 5,204,000.00 in 34 Equal Repayments starting 15/02/2027
2019008_1	International Sovereign Bond 2019 Due 2032	Citigroup Global Markets Europe AG	Commercial Bank	GOK	22/05/2019	22/05/2032	1,200,000,000	USD	1,200,000,000.00	1,200,000,000	100.0%	Fully Drawn		budget support			-	8.00	-	USD 1,200,000,000.00 in 3 Equal Repayments starting 22/05/2030
2019007_1	International Sovereign Bond 2019 Due 2027	Citigroup Global Markets Europe AG	Commercial Bank	GOK	22/05/2019	22/05/2027	900,000,000	USD	900,000,000.00	900,000,000	100.0%	Fully Drawn		budget support			-	7.00	-	USD 900,000,000.00 in 3 Equal Repayments starting 22/05/2025
2019006_1	Kenya Konza Data Center and Smart City Facilities	Exim Bank of China	Bilateral	GOK	26/04/2019	21/09/2038	1,225,000,000	CNY	720,129,251.00	720,129,251	58.8%	504,870,749	State Department for ICT and DE	Contruction of data centre and smart facilities at Konza	Ongoing	Machakos county	147,317,901	2.00	-	CNY 1,225,000,000.00 in 26 Equal Repayments starting 21/03/2026
2019005_2	Reinforcement of Electricity Transmission Network	Agence Francaise De Development	Bilateral	GOK	14/03/2019	31/01/2039	15,000,000	EUR	15,000,000.00	15,000,000	100.0%	Fully Drawn	KETRACO	Reinforcing Kenya's power system through transmission of infrastructure investments, capacity building ans sectorial studies	National Systems Control Centre for supervsion at the contract stage. EPC contract is at the evaluation stage. Master Plan for generation transmission, State Department for Energy is at evaluation of EoI stage. Land issues have been resorted	Country wide	-	3.27	-	EUR 15,000,000.00 in 26 Equal Repayments starting 31/07/2026
2019005_1	Reinforcement of Electricity Transmission Network	Agence Francaise De Development	Bilateral	GOK	14/03/2019	31/01/2039	79,000,000	EUR	-	Recorded in Tranche	Recorded in Tranche	79,000,000	KETRACO	Reinforcing Kenya's power system through transmission of infrastructure investments, capacity building ans sectorial studies	National Systems Control Centre for supervsion at the contract stage. EPC contract is at the evaluation stage. Master Plan for generation transmission, State Department for Energy is at evaluation of EoI stage. Land issues have been resorted	Country wide	123,465,068	-	-	EUR 79,000,000.00 in 1 Equal Repayments starting 31/01/2039
2019004_4	USD 1.25 Billion Equivalent Syndicated Loan Term Facility	Trade and Development Bank	Commercial Bank	GOK	27/02/2019	27/02/2029	485,000,000	EUR	202,083,333.33	485,000,000	100.0%	Fully Drawn	National Treasury	budget support			-	-	6.35	USD 485,000,000.00 in 12 Equal Repayments starting 27/08/2020
2019004_3	USD 1.25 Billion Equivalent Syndicated Loan Term Facility	Trade and Development Bank	Commercial Bank	GOK	27/02/2019	27/02/2029	450,000,000	USD	187,500,000.00	450,000,000	100.0%	Fully Drawn	National Treasury	budget support			-	-	6.45	USD 450,000,000.00 in 12 Equal Repayments starting 27/08/2020
2019004_2	USD 1.25 Billion Equivalent Syndicated Loan Term Facility	Trade and Development Bank	Commercial Bank	GOK	27/02/2019	27/02/2029	250,000,000	USD	152,777,777.78	250,000,000	100.0%	Fully Drawn	National Treasury	budget support			-	-	6.95	USD 250,000,000.00 in 18 Equal Repayments starting 27/08/2020
2019003_1	Kenya Social and Economic Inclusion Project	International Development Association	Multilateral	GOK	31/01/2019	15/04/2053	215,900,000	EUR	86,060,688.08	86,060,688	39.9%	129,839,312	Ministry of Social Services & NDMA	Provinsion of social and economic inclusion services	Progressing well	47 Counties	-	1.35	-	EUR 180,276,500.00 in 10 Equal Repayments starting 15/04/2044 AND EUR 35,623,500.00 in 40 Equal Repayments starting 15/04/2024
2019002_1	USD 250 Million Eastern and Southern African Trade and Developement	Trade and Development Bank	Commercial Bank	GOK	17/01/2019	23/01/2029	250,000,000	USD	152,777,777.79	250,000,000	100.0%	Fully Drawn	National Treasury	budget support			-	-	7.00	USD 222,222,222.24 in 16 Equal Repayments starting 23/07/2021 AND USD 27,777,777.76 in 2 Equal Repayments starting 23/07/2020

LOAN #	LOAN TITLE	CREDITOR NAME	CREDITOR CATEGORY	BORROWER	AGREEMENT DATE	MATURITY DATE	REVIS... FINAN... AMOUNT (Tranche)	...RR	PRINCIPLE BALANCE AS AT 31/08/2023 (FX)	DRAWN AMOUNT	DISBURSEMENT RATE	UNDRAWN AMOUNT	IMPLEMENTING AGENCY	PROJ... ...PTION	PROJECT IMPLEMENTATION STATUS	COUNTY	COMMITMENT FEES SIINCE 2012 (KSHS)	Fixed Interest Rate	Variable (Margin) Interest Rate	No. Principal Repayments
2019001_5	Technical Assistance to Support GESDEK Program	Agence Francaise De Development	Bilateral	GOK	23/01/2019	30/11/2043	4,330,000	EUR	4,330,000.00	4,330,000	100.0%	Fully Drawn	The National Treasury	Improve the PFM in the fields that have a direct impact in service delivery effieciency	Project has drawn 72 % of the Loan	Country wide	-	3.35	-	EUR 4,330,000.00 in 40 Equal Repayments starting 31/05/2024
2019001_4	Technical Assistance to Support GESDEK Program	Agence Francaise De Development	Bilateral	GOK	23/01/2019	30/11/2043	12,330,000	EUR	12,330,000.00	12,330,000	100.0%	Fully Drawn	The National Treasury	Improve the PFM in the fields that have a direct impact in service delivery effieciency	Project has drawn 72 % of the Loan	Country wide	-	0.88	-	EUR 12,330,000.00 in 40 Equal Repayments starting 31/05/2024
2019001_3	Technical Assistance to Support GESDEK Program	Agence Francaise De Development	Bilateral	GOK	23/01/2019	30/11/2043	30,000,000	EUR	30,000,000.00	30,000,000	100.0%	Fully Drawn	The National Treasury	Improve the PFM in the fields that have a direct impact in service delivery effieciency	Project has drawn 72 % of the Loan	Country wide	-	1.46	-	EUR 30,000,000.00 in 40 Equal Repayments starting 31/05/2024
2019001_2	Technical Assistance to Support GESDEK Program	Agence Francaise De Development	Bilateral	GOK	23/01/2019	30/11/2043	5,000,000	EUR	5,000,000.00	5,000,000	100.0%	Fully Drawn	The National Treasury	Improve the PFM in the fields that have a direct impact in service delivery effieciency	Project has drawn 72 % of the Loan	Country wide	-	0.89	-	EUR 5,000,000.00 in 40 Equal Repayments starting 31/05/2024
2019001_1	Technical Assistance to Support GESDEK Program	Agence Francaise De Development	Bilateral	GOK	23/01/2019	30/11/2043	8,340,000	EUR	-	Recorded in Tranche	Recorded in Tranche	8,340,000	The National Treasury	Improve the PFM in the fields that have a direct impact in service delivery effieciency	Project has drawn 72 % of the Loan	Country wide	43,062,089	-	-	EUR 8,340,000.00 in 40 Equal Repayments starting 31/05/2024
2018019_1	Lake Vistoria Environmental Mangement	International Development Association	Multilateral	GOK	27/06/2018	15/05/2025	399,710	USD	159,894.34	399,710	100.0%	Fully Drawn	Ministry of Fisheries and Blue Economy	Management of water haycints	Closed	Kisumu	-	0.75	-	USD 39,986.68 in 1 Equal Repayments starting 15/05/2025 AND USD 359,722.98 in 9 Equal Repayments starting 15/11/2020
2018018_1	Disaster Risk Management development policy Financing with a Catastrophe Deffered Drawdown Option (CAT-DDO)	International Development Association	Multilateral	GOK	26/07/2018	15/02/2048	165,400,000	EUR	162,670,900.00	165,400,000	100.0%	Fully Drawn	The National Treasury	Budget support	Closed		-	1.42	-	EUR 56,236,000.00 in 10 Equal Repayments starting 15/08/2043 AND EUR 109,164,000.00 in 40 Equal Repayments starting 15/08/2023
2018017_1	East Africa Skills Transformation and Regional Integration Project	International Development Association	Multilateral	GOK	18/12/2018	15/10/2048	51,500,000	EUR	20,872,566.32	29,359,289	40.5%	30,627,434	State Department for TVET	Improve the quality of TVET programs	ongoing well		-	1.35	-	EUR 17,510,000.00 in 10 Equal Repayments starting 15/04/2044 AND EUR 33,990,000.00 in 40 Equal Repayments starting 15/04/2024
2018016_1	Kenya Industry and Entrepreneurship Project	International Development Association	Multilateral	GOK	03/08/2018	15/03/2048	41,400,000	EUR	5,247,147.52	5,247,148	12.7%	36,152,852	Ministry of Trade and Industry	Increase inovation and productivity in select private sector firms	ongoing well		-	1.42	-	EUR 14,076,000.00 in 10 Equal Repayments starting 15/09/2043 AND EUR 27,324,000.00 in 40 Equal Repayments starting 15/09/2023
2018015_1	Drought Resilience in Northern Kenya	Govt of Fed. Republic of Germany - GTZ	Bilateral	GOK	24/12/2018	15/02/2058	8,000,000	EUR	1,242,000.00	1,242,000	15.5%	6,758,000	MoWSI	To finance implementation of drought resilient reforms and strategies in Marbasit and Turkana counties	Delays in processing of GOPA Consultant invoices has created backlog of 2 years unpaid services.	Turkana and Marsabit	11,242,556	0.75	-	EUR 2,680,000.00 in 20 Equal Repayments starting 15/08/2048 AND EUR 5,320,000.00 in 40 Equal Repayments starting 15/08/2028
2018011_1	Kenya Nairobi Western Bypass Project	Exim Bank of China	Bilateral	GOK	01/01/2018	21/03/2038	1,190,253,600	CNY	1,036,210,048.37	1,036,210,048	87.1%	154,043,552	State Department for Roads	Dualling of Ruaka to Gitaru road	Complete. The GoK will request undrawn amount to be cancelled	Kiambu county	96,746,212	2.00	-	CNY 1,190,253,600.00 in 28 Equal Repayments starting 21/09/2025
2018010_9	Mwache Dam Project	Agence Francaise De Development	Bilateral	GOK	21/06/2018	01/03/2038	78,081	EUR	78,081.00	78,081	100.0%	Fully Drawn	Coast Water Works Development Agency	Improvement of drinking water and sanitation systems in Mombasa	Preparation and works on the upstream have been suspended due withdrawal of the World Bank funding.Information sharing between CWWDA and the MoWSI on the construction of the dam still is challenge.	Mombasa	-	2.77	-	EUR 78,081.00 in 24 Equal Repayments starting 01/09/2026
2018010_8	Mwache Dam Project	Agence Francaise De Development	Bilateral	GOK	21/06/2018	01/03/2038	60,092	EUR	60,091.87	60,092	100.0%	Fully Drawn	Coast Water Works Development Agency	Improvement of drinking water and sanitation systems in Mombasa	Preparation and works on the upstream have been suspended due withdrawal of the World Bank funding.Information sharing between CWWDA and the MoWSI on the construction of the dam still is challenge.	Mombasa	-	1.80	-	EUR 60,091.87 in 24 Equal Repayments starting 01/09/2026
2018010_7	Mwache Dam Project	Agence Francaise De Development	Bilateral	GOK	21/06/2018	01/03/2038	81,865	EUR	81,864.61	81,865	100.0%	Fully Drawn	Coast Water Works Development Agency	Improvement of drinking water and sanitation systems in Mombasa	Preparation and works on the upstream have been suspended due withdrawal of the World Bank funding.Information sharing between CWWDA and the MoWSI on the construction of the dam still is challenge.	Mombasa	-	1.33	-	EUR 81,864.61 in 24 Equal Repayments starting 01/09/2026

LOAN #	LOAN TITLE	CREDITOR NAME	CREDITOR CATEGORY	BORROWER	AGREEMENT DATE	MATURITY DATE	REVIS... FINAN... AMOUNT (Tranche)	RR	PRINCIPLE BALANCE AS AT 31/08/2023 (FX)	DRAWN AMOUNT	DISBURSEMENT RATE	UNDRAWN AMOUNT	IMPLEMENTING AGENCY	PROJ... PTION	PROJECT IMPLEMENTATION STATUS	COUNTY	COMMITMENT FEES SIINCE 2012 (KSHS)	Fixed Interest Rate	Variable (Margin) Interest Rate	No. Principal Repayments
2018010_6	Mwache Dam Project	Agence Francaise De Development	Bilateral	GOK	21/06/2018	01/03/2038	349,282	EUR	349,281.95	349,282	100.0%	Fully Drawn	Coast Water Works Development Agency	Improvement of drinking water and sanitation systems in Mombasa	Preparation and works on the upstream have been suspended due withdrawal of the World Bank funding.Information sharing between CWWDA and the MoWSI on the construction of the dam still is challenge.	Mombasa	-	1.27	-	EUR 349,281.95 in 24 Equal Repayments starting 01/09/2026
2018010_5	Mwache Dam Project	Agence Francaise De Development	Bilateral	GOK	21/06/2018	01/03/2038	360,756	EUR	360,756.23	360,756	100.0%	Fully Drawn	Coast Water Works Development Agency	Improvement of drinking water and sanitation systems in Mombasa	Preparation and works on the upstream have been suspended due withdrawal of the World Bank funding.Information sharing between CWWDA and the MoWSI on the construction of the dam still is challenge.	Mombasa	-	0.60	-	EUR 360,756.23 in 24 Equal Repayments starting 01/09/2026
2018010_4	Mwache Dam Project	Agence Francaise De Development	Bilateral	GOK	21/06/2018	01/03/2038	2,000,000	EUR	2,000,000.00	2,000,000	100.0%	Fully Drawn	Coast Water Works Development Agency	Improvement of drinking water and sanitation systems in Mombasa	Preparation and works on the upstream have been suspended due withdrawal of the World Bank funding.Information sharing between CWWDA and the MoWSI on the construction of the dam still is challenge.	Mombasa	-	0.67	-	EUR 2,000,000.00 in 24 Equal Repayments starting 01/09/2026
2018010_3	Mwache Dam Project	Agence Francaise De Development	Bilateral	GOK	21/06/2018	01/03/2038	137,565	EUR	137,564.63	137,565	100.0%	Fully Drawn	Coast Water Works Development Agency	Improvement of drinking water and sanitation systems in Mombasa	Preparation and works on the upstream have been suspended due withdrawal of the World Bank funding.Information sharing between CWWDA and the MoWSI on the construction of the dam still is challenge.	Mombasa	-	0.64	-	EUR 137,564.63 in 24 Equal Repayments starting 01/09/2026
2018010_10	Mwache Dam Project	Agence Francaise De Development	Bilateral	GOK	21/06/2018	01/03/2038	92,114	EUR	92,114.00	92,114	100.0%	Fully Drawn	Coast Water Works Development Agency	Improvement of drinking water and sanitation systems in Mombasa	Preparation and works on the upstream have been suspended due withdrawal of the World Bank funding.Information sharing between CWWDA and the MoWSI on the construction of the dam still is challenge.	Mombasa	-	3.45	-	EUR 92,114.00 in 24 Equal Repayments starting 01/09/2026
2018010_1	Mwache Dam Project	Agence Francaise De Development	Bilateral	GOK	21/06/2018	01/03/2038	116,840,246	EUR	-	Recorded in Tranche	Recorded in Tranche	116,840,246	Coast Water Works Development Agency	Improvement of drinking water and sanitation systems in Mombasa	Preparation and works on the upstream have been suspended due withdrawal of the World Bank funding.Information sharing between CWWDA and the MoWSI on the construction of the dam still is challenge.	Mombasa	202,643,945	-	-	EUR 116,840,245.71 in 24 Equal Repayments starting 01/09/2026
2018009_1	Aquaculture Business Development Programme	International Fund For Agricultural Dev.	Multilateral	GOK	22/06/2018	15/11/2057	40,000,000	USD	17,602,409.78	17,602,410	44.0%	22,397,590	State Department for Fisheries and Blue Economy	To increase incomes , food security and nutritional status of poor rural households involved in aquaculture in the targetted councties	On-going	15 Counties: Migori, Kakamega, Homa Bay, Nyeri Meru, Kirinyaga, Tharaka Nithi, Kisii, Kisumu Siaya, Busia, Embu,Kiambu, Machakos and Kajiado	-	0.75	-	USD 40,000,000.00 in 60 Equal Repayments starting 15/05/2028

LOAN #	LOAN TITLE	CREDITOR NAME	CREDITOR CATEGORY	BORROWER	AGREEMENT DATE	MATURITY DATE	REVISED FINANCIAL AMOUNT (Tranche)	CURR	PRINCIPLE BALANCE AS AT 31/08/2023 (FX)	DRAWN AMOUNT	DISBURSEMENT RATE	UNDRAWN AMOUNT	IMPLEMENTING AGENCY	PROJECT DESCRIPTION	PROJECT IMPLEMENTATION STATUS	COUNTY	COMMITMENT FEES SIINCE 2012 (KSHS)	Fixed Interest Rate	Variable (Margin) Interest Rate	No. Principal Repayments
2018007_1	Kenya Airways (KQ) Refinancing	Trade and Development Bank	Commercial Bank	GOK	21/06/2018	22/06/2029	200,000,000	USD	80,000,000.00	200,000,000	100.0%	Fully Drawn	National Treasury	budget support			-	-	6.45	USD 200,000,000.00 in 10 Equal Repayments starting 29/12/2020
2018006_2	Enable Youth Kenya Program	African Development Fund	Multilateral	GOK	23/05/2018	15/11/2082	5,297,742	EUR	5,288,887.08	5,297,742	100.0%	Fully Drawn	State Department For Crops Development	The project entails wareness creation and promotion of agriculture as a business, improving access to land and financial services for youth agribusiness ventures, upgrading of youth agribusiness incubation centres, agribusiness incubation	Ongoing	Country wide	-	1.75	-	AUA 5,297,742.33 in 50 Equal Repayments starting 15/11/2023
2018006_1	Enable Youth Kenya Program	African Development Fund	Multilateral	GOK	23/05/2018	15/11/2082	17,073,067	AUA	-	Recorded in Tranche	Recorded in Tranche	17,080,302	State Department For Crops Development	The project entails wareness creation and promotion of agriculture as a business, improving access to land and financial services for youth agribusiness ventures, upgrading of youth agribusiness incubation centres, agribusiness incubation	Ongoing	Country wide	188,887,414	-	-	AUA 17,073,067.18 in 50 Equal Repayments starting 15/11/2033
2018005_1	Samatar-Wajir Road Project	KUWAIT FUND FOR ARAB ECONOMIC DEV.	Bilateral	GOK	15/05/2018	31/05/2043	7,000,000	KWD	-	Never Disbursed	Never Disbursed	7,000,000	State Department for Roads	The project is to support Kenyas NorthEastern provincein achieving its full economic potential and improve the socio-economic welfare of its population through upgrading the Isiolo-Modogashe - Wajir-Mandera corridor	The project is at the procurenment of project consultant	Wajir and Isiolo Counties	-	1.50	-	KWD 7,000,000.00 in 40 Equal Repayments starting 30/11/2023
2018004_1	International Sovereign Bond 2018 Due 2048	Citigroup Global Markets Deutschland AG	Commercial Bank	GOK	28/02/2018	27/08/2048	1,000,000,000	USD	1,000,000,000.00	1,000,000,000	100.0%	Fully Drawn		budget support			-	8.25	-	USD 1,000,000,000.00 in 1 Equal Repayments starting 28/02/2048
2018003_1	International Sovereign Bond 2018 Due 2028	Citigroup Global Markets Deutschland AG	Commercial Bank	GOK	28/02/2018	28/02/2028	1,000,000,000	USD	1,000,000,000.00	1,000,000,000	100.0%	Fully Drawn		budget support			-	7.25	-	USD 1,000,000,000.00 in 1 Equal Repayments starting 28/02/2028
2018002_1	Olkaria 1 Units 1, 2 and 3 Geothermal Power Plant Rehabilitation Project	Government of Japan	Bilateral	GOK	16/03/2018	20/04/2048	10,077,000	JPK	-	Never Disbursed	Never Disbursed	10,077,000	State Department of Energy	The project involved rehabilitation of Olkaria 1 Units 1, 2 and 3 Geothermal Power Plant	Stalled	Nakuru County	-	1.00	-	JPK 9,831,200.00 in 40 Equal Repayments starting 20/09/2028 AND JPK 245,800.00 in 1 Other Repayments starting 20/03/2028
2017065_1	Agricultural Mechanization Project	Exim Bank India	Bilateral	GOK	11/01/2017	11/09/2045	100,000,000	USD	-	Never Disbursed	Never Disbursed	100,000,000	State Dartment for Crops Development	Initial the fasciluity was to finance Agriculture mechanization. Curently the facilitly has been approved by the bank to implement Revalitization of Coffee, Cotton and Livestock value chain	Stalled due to stalemate regarding tax issues in the amendment facility. The facility will disburse after signing the Amendment	National wide	-	1.50	-	USD 100,000,000.00 in 40 Equal Repayments starting 11/03/2026
2017064_1	Kenya Airways Guarantee	Exim Bank U.S.A.	Bilateral	KQ	14/11/2017	15/11/2027	750,000,000	USD	589,916,836.26	750,000,000	100.0%	Fully Drawn	-	-	-	-	-	-	0.67	
2017061_1	Kenya Power Distribution Last Mile Connectivity	European Investment Bank	Multilateral	GOK	27/03/2017	15/08/2039	60,000,000	EUR	-	Never Disbursed	Never Disbursed	60,000,000	State Department for Energy	The project is geared towards assisting the Government in the electrification of schemes which target the connections of up to 297,000 customers to the distribution network in 32 of the 47 counties in the country.	The project has experienced major challenges lincluding the court case occasioned by Energy Sector Contractors Association (ESCA) request for review at the Public Procurement Administrative Review Board (PPARB) on 15th January, 2020.	32 COUNTIES	-	-	0.50	EUR 60,000,000.00 in 32 Equal Repayments starting 27/03/2024
2017060_1	Regional Mombasa Port Access Road	European Investment Bank	Multilateral	GOK	28/09/2017	30/09/2037	50,000,000	EUR	16,355,329.82	16,355,330	32.7%	33,644,670	State Department for Roads	The project involves the construction of the part of the Northern Corridor (NC) which will link Mombasa, and the Eastern and Central African Countries. The Mombasa – Mariakani road is approximately 41.7 km	a) The National Treasury has granted approval for the Works Contract to be signed. The EIB has given a NO OBJECTION for the works contract to be signed.	MOMBASA COUNTY	85,602,181	4.13	-	EUR 50,000,000.00 in 20 Equal Repayments starting 31/03/2028
2017059_3	C-27J Spartan Aircraft	Unicredit SPA	Bilateral	GOK	11/12/2017	31/10/2029	25,897,500	USD	16,833,375.00	25,897,500	100.0%	Fully Drawn	Ministry of Defence	The project involved supply of C-27J Spartan Aircraft	Closed project		-	-	2.39	USD 25,897,500.00 in 20 Equal Repayments starting 30/04/2020
2017059_2	C-27J Spartan Aircraft	Unicredit SPA	Bilateral	GOK	11/12/2017	31/10/2029	172,550,776	USD	115,898,754.32	172,550,776	100.0%	Fully Drawn	Ministry of Defence	The project involved supply of C-27J Spartan Aircraft	Closed project		359,876,388	-	4.18	USD 142,644,620.70 in 16 Equal Repayments starting 30/04/2022 AND USD 17,830,577.58 in 2 Equal Repayments starting 30/04/2021 AND USD 6,037,788.79 in 1 Equal Repayments starting 30/10/2020 AND USD 6,037,788.79 in 1 Equal Repayments starting 11/07/2020
2017058_1	Establishment of Kenya Advanced Institute of Science and Technology	Korea Economic Dev. Co-operation Fund	Bilateral	GOK	28/12/2017	20/12/2057	94,697,000	USD	30,554,533.57	30,554,534	32.3%	64,142,466	State Department of ICT and Innovation	The project involves establishment of Kenya Advanced Institute of Science and Technology	ongoing project	Machakos County	-	0.10	-	USD 94,697,000.00 in 60 Equal Repayments starting 20/06/2028
2017056_3	AW 139 Helicopters	Unicredit SPA	Bilateral	GOK	11/12/2017	28/04/2029	6,963,450	EUR	-	6,963,450	13.4%	Matured	Ministry of Defence	The project involved supply of AW 139 Helicopters	Closed project		-	-	4.65	EUR 6,963,450.00 in 8 Equal Repayments starting 30/04/2019
2017056_2	AW 139 Helicopters	Unicredit SPA	Bilateral	GOK	11/12/2017	28/04/2029	44,891,411	EUR	26,106,267.96	44,891,411	100.0%	Fully Drawn	Ministry of Defence	The project involved supply of AW 139 Helicopters	Closed project		96,836,849	-	1.78	Various Unequal repayments
2017055_1	Upgrade the Maternal & New born Care Unit in Kapenguria District Hospital, Chepkorio Health Centre & Makindu Sub County Hospital	Ersle Group of Banks	Commercial Bank	GOK	07/12/2017	03/10/2040	5,000,000	EUR	5,000,000.00	5,000,000	100.0%	Fully Drawn	Ministry of Health	The project entailed upgrade of the maternal & new born unit in Kapenguria District Hospital, Chepkorio Health Centre & Makindu Sub County Hospital	Closed project	Makueni, Elgeyo Marakwet and West Pokot Counties	4,067,582	-	-	EUR 5,000,000.00 in 31 Equal Repayments starting 03/10/2025
2017054_1	Commissioning of Diemen 4000 Tonne Slipway - ECA Backed- at the Kenya Naval Base Mtongwe, Mombasa	ING Bank Germany	Buyers Credit	GOK	04/12/2017	04/09/2030	52,675,545	EUR	38,968,490.80	52,135,337	99.0%	540,208	Ministry of Defense	Construction and Modernisation of SlipwayShipyard Services in Mtongwe	ongoing	Mombasa County	24,714,636	-	1.40	EUR 52,675,544.80 in 20 Equal Repayments starting 04/03/2021

LOAN #	LOAN TITLE	CREDITOR NAME	CREDITOR CATEGORY	BORROWER	AGREEMENT DATE	MATURITY DATE	REVISED FINANCE AMOUNT (Tranche)	CURR	PRINCIPLE BALANCE AS AT 31/08/2023 (FX)	DRAWN AMOUNT	DISBURSEMENT RATE	UNDRAWN AMOUNT	IMPLEMENTING AGENCY	PROJECT DESCRIPTION	PROJECT IMPLEMENTATION STATUS	COUNTY	COMMITMENT FEES SIINCE 2012 (KSHS)	Fixed Interest Rate	Variable (Margin) Interest Rate	No. Principal Repayments
2017053_1	Commissioning of Damen 4000 Tonne Slipway - Commercial Loan - at the Kenya Naval Base Mtongwe, Mombasa	ING Bank Germany	Buyers Credit	GOK	04/12/2017	04/12/2024	8,767,886	EUR	1,878,832.70	8,767,886	100.0%	Fully Drawn	Ministry of Defense	Construction and Modernisation of SlipwayShipyard Services in Mtongwe	ongoing	Mombasa County	5,720,294	-	3.25	EUR 8,767,885.92 in 14 Equal Repayments starting 04/06/2018
2017052_1	Mother and Child - Our Future Supply of Medical Equipment Inclusive of Training	Unicredit Bank Austria	Buyers Credit	GOK	23/11/2017	03/06/2038	6,400,000	EUR	6,400,000.00	6,400,000	100.0%	Fully Drawn	Ministry of Health	The project involved supply of mother and child medical equipment	Closed project	Baringo, Elgeyo-Marakwet and Makueni Counties	4,423,683	-	-	EUR 228,571.39 in 1 Equal Repayments starting 03/06/2038 AND EUR 6,171,428.61 in 27 Equal Repayments starting 12/03/2024
2017050_3	Ithanga Water Supply Project - Phase II	KBC BANK	Bilateral	GOK	09/10/2017	24/09/2033	1,089,805	EUR	880,227.01	1,089,805	100.0%	Fully Drawn	Ministry of Water, Sanitation and Irrigation	Project entails supply and installation of water and sanitation services in Ithanga Murangà County	Project closed	Ithanga, Murangà County	-	-	1.40	EUR 41,915.61 in 1 Other Repayments starting 23/03/2033 AND EUR 1,047,889.25 in 25 Equal Repayments starting 24/03/2021
2017050_2	Ithanga Water Supply Project - Phase II	KBC BANK	Bilateral	GOK	09/10/2017	24/09/2033	8,099,646	EUR	6,542,021.50	8,099,646	100.0%	Fully Drawn	Ministry of Water, Sanitation and Irrigation	Project entails supply and installation of water and sanitation services in Ithanga Murangà County	Project closed	Ithanga, Murangà County	11,412,399	0.65	-	EUR 311,524.90 in 1 Other Repayments starting 23/09/2033 AND EUR 7,788,120.75 in 25 Equal Repayments starting 24/03/2021
2017049_2	TDB US$ 750 Million Refinancing Facility	Trade and Development Bank	Commercial Bank	GOK	06/10/2017	11/10/2025	646,000,000	USD	215,333,333.33	646,000,000	100.0%	Fully Drawn	National Treasury	budget support			-	-	6.70	USD 646,000,000.00 in 12 Equal Repayments starting 14/10/2019
2017049_1	TDB US$ 750 Million Refinancing Facility	Trade and Development Bank	Commercial Bank	GOK	06/10/2017	11/10/2025	104,000,000	USD	26,000,000.00	104,000,000	100.0%	Fully Drawn	National Treasury	budget support			-	-	6.70	USD 104,000,000.00 in 12 Equal Repayments starting 24/04/2019
2017048_1	Kenya Urban Support Program	International Development Association	Multilateral	GOK	14/09/2017	15/02/2047	291,424,305	USD	272,772,494.29	291,033,514	98.7%	3,801,811	State Department for Lands, Housing and Urban Dvlpt	Strenithen Urban institutions to deliver improved infrastructure	Closed and PHASE 2 negotiated	47 counties	-	2.62	-	USD 9,893,241.96 in 1 Equal Repayments starting 15/02/2047 AND USD 89,039,176.65 in 9 Equal Repayments starting 15/08/2042 AND USD 177,641,886.59 in 37 Equal Repayments starting 15/02/2024 AND USD 14,850,000.00 in 3 Equal Repayments starting 15/08/2022
2017047_1	Program to Strengthen Governance for Enabling Service Delivery and Public Investment in Kenya	International Development Association	Multilateral	GOK	27/09/2017	15/03/2047	131,600,000	EUR	120,229,532.00	124,572,332	94.7%	7,027,668	#	#	#	#	-	1.46	-	EUR 44,744,000.00 in 10 Equal Repayments starting 15/09/2042 AND EUR 86,856,000.00 in 40 Equal Repayments starting 15/09/2022
2017046_1	Kenya Secondary Eduation Quality Improvement Project	International Development Association	Multilateral	GOK	27/09/2017	15/05/2047	175,500,000	EUR	152,429,461.80	158,220,962	90.2%	17,279,038	State Department for Baasic Education	Improving transition to from primary to Secondary education	Progressing well	47 Counties	-	1.46	-	EUR 59,670,000.00 in 10 Equal Repayments starting 15/11/2042 AND EUR 115,830,000.00 in 40 Equal Repayments starting 15/11/2022
2017045_4	Olkaria I Geothermal (unit 6) and Olkaria I and IV Geothermal Extension Project Same as 2017062	European Investment Bank	Multilateral	GOK	04/09/2017	15/11/2043	7,886,318	EUR	7,886,318.43	7,886,318	100.0%	Fully Drawn	KENGEN/GDC	The project involves the extension of the existing Olkaria I (Units 6) geothermal power plant with an additional 70 MW generation unit (Unit 6), the associated wells, steam gathering system and grid interconnection facilities	Completed	Nakuru	-	4.06	-	EUR 246,447.48 in 1 Equal Repayments starting 15/05/2043 AND EUR 7,639,870.95 in 31 Equal Repayments starting 15/11/2027
2017045_3	Olkaria I Geothermal (unit 6) and Olkaria I and IV Geothermal Extension Project Same as 2017062	European Investment Bank	Multilateral	GOK	04/09/2017	15/11/2043	5,617,939	EUR	5,617,939.08	5,617,939	100.0%	Fully Drawn	KENGEN/GDC	The project involves the extension of the existing Olkaria I (Units 6) geothermal power plant with an additional 70 MW generation unit (Unit 6), the associated wells, steam gathering system and grid interconnection facilities	Completed	Nakuru	-	3.57	-	EUR 5,617,939.08 in 32 Equal Repayments starting 15/11/2026
2017045_2	Olkaria I Geothermal (unit 6) and Olkaria I and IV Geothermal Extension Project Same as 2017062	European Investment Bank	Multilateral	GOK	04/09/2017	15/11/2043	15,364,647	EUR	15,364,646.58	15,364,647	100.0%	Fully Drawn	KENGEN/GDC	The project involves the extension of the existing Olkaria I (Units 6) geothermal power plant with an additional 70 MW generation unit (Unit 6), the associated wells, steam gathering system and grid interconnection facilities	Completed	Nakuru	-	1.27	-	EUR 15,364,646.58 in 32 Equal Repayments starting 15/05/2025
2017045_1	Olkaria I Geothermal (unit 6) and Olkaria I and IV Geothermal Extension Project Same as 2017062	European Investment Bank	Multilateral	GOK	04/09/2017	15/11/2043	43,131,096	EUR	-	Recorded in Tranche	Recorded in Tranche	43,131,096	KENGEN	The project involves the extension of the existing Olkaria I (Units 6) geothermal power plant with an additional 70 MW generation unit (Unit 6), the associated wells, steam gathering system and grid interconnection facilities	The Project is at around 98% complete. It is currently under defect liability period	Nakuru	97,730,765	-	-	
2017040_1	Off Grid Solar Access Project for Underserved Counties	International Development Association	Multilateral	GOK	05/09/2017	15/05/2047	133,800,000	EUR	33,011,008.80	38,582,689	28.0%	96,373,591	State Department for Energy	Installation of solar mini-grids	Progressing well	14 Counties	-	1.46	-	EUR 45,492,000.00 in 10 Equal Repayments starting 15/11/2042 AND EUR 88,308,000.00 in 40 Equal Repayments starting 15/11/2022
2017039_1	Homabay Cluster Water Supply Project	KBC BANK	Bilateral	GOK	18/07/2017	25/11/2033	8,174,912	EUR	6,602,812.83	8,174,912	100.0%	Fully Drawn	Ministry of Water, Sanitation and Irrigation	Project entails supply and installation of water and sanitation services in Homabay County	Project closed	Homabay County	13,350,764	0.65	-	EUR 8,174,911.52 in 26 Equal Repayments starting 25/05/2021
2017038_3	Mombasa Port Area Development Project- Phase II	Government of Japan	Bilateral	GOK	04/07/2017	20/08/2047	1,892,018	JPK	389,217.07	389,217	3.1%	1,502,801	State Department for Roads	The project involve construction of Mombasa Port Area Road Project	Ongoing project	Mombasa County	-	0.02	-	JPK 46,164.00 in 1 Equal Repayments starting 20/07/2047 AND JPK 1,799,694.00 in 39 Equal Repayments starting 20/01/2028 AND JPK 46,160.00 in 1 Equal Repayments starting 20/07/2027
2017038_2	Mombasa Port Area Development Project- Phase II	Government of Japan	Bilateral	GOK	04/07/2017	20/08/2047	10,573,982	JPK	4,717,386.54	4,717,387	37.8%	5,856,595	State Department for Roads	The project involve construction of Mombasa Port Area Road Project	Ongoing project	Mombasa County	-	1.20	-	JPK 257,884.00 in 1 Equal Repayments starting 20/07/2047 AND JPK 10,058,178.00 in 39 Equal Repayments starting 20/01/2028 AND JPK 257,920.00 in 1 Equal Repayments starting 20/07/2027
2017037_1	Kamburu- Embu - Kibirigwi - Thika - 220KV Transmission Line and Associated 220-132KV Substation Works and 132/66KV Substations	Exim Bank of China	Bilateral	GOK	01/08/2017	21/07/2035	90,286,383	USD	-	Never Disbursed	Never Disbursed	90,286,383	State Department for Energy	Construction of Kamburu- Embu - Kibirigwi - Thika - 220KV Transmission Line and Associated 220-132KV Substation Works and 132/66KV Substations	Stalled but its being restructured	Embu and Kiambu counties	-	-	3.43	USD 90,286,383.39 in 24 Equal Repayments starting 21/01/2024
2017036_1	Additional Financing For the Infrastructure Finance and Public Private Partnership Project - IDA	International Development Association	Multilateral	GOK	07/08/2017	15/05/2047	46,900,000	EUR	25,675,265.01	27,222,965	58.0%	19,677,035	The National Treasury	The project entailed infrastructure development	Closed		-	1.46	-	EUR 15,946,000.00 in 10 Equal Repayments starting 15/11/2042 AND EUR 30,954,000.00 in 40 Equal Repayments starting 15/11/2022
2017035_2	Mavoko Drinking Water	BELFIUS BANK SA	Buyers Credit	GOK	29/05/2017	05/02/2034	18,201,511	EUR	15,228,137.97	18,201,511	100.0%	Fully Drawn	Ministry of Water, Sanitation and Irrigation	Project entailed the supply and installation of water and sanitation services in Mavoko, Machakos County	Closed	Mavoko in Machakos County	-	2.13	-	EUR 17,512,358.67 in 23 Equal Repayments starting 05/08/2022 AND EUR 689,151.85 in 1 Equal Repayments starting 05/02/2022

LOAN #	LOAN TITLE	CREDITOR NAME	CREDITOR CATEGORY	BORROWER	AGREEMENT DATE	MATURITY DATE	REVISED FINANCED AMOUNT (Tranche)	CURR	PRINCIPLE BALANCE AS AT 31/08/2023 (FX)	DRAWN AMOUNT	DISBURSEMENT RATE	UNDRAWN AMOUNT	IMPLEMENTING AGENCY	PROJECT DESCRIPTION	PROJECT IMPLEMENTATION STATUS	COUNTY	COMMITMENT FEES SINCE 2012 (KSHS)	Fixed Interest Rate	Variable (Margin) Interest Rate	No. Principal Repayments
2017035_1	Mavoko Drinking Water	BELFIUS BANK SA	Buyers Credit	GOK	29/05/2017	05/02/2034	8,176,233	EUR	6,242,028.85	8,039,332	30.5%	136,901	Ministry of Water, Sanitation and Irrigation	Project entailed the supply and installation of water and sanitation services in Mavoko, Machakos County	Closed. The undrawn amount was cancelled.	Mavoko in Machakos County	-	2.03	-	EUR 303,758.67 in 1 Equal Repayments starting 03/02/2034 AND EUR 7,593,964.25 in 25 Equal Repayments starting 05/08/2021 AND EUR 278,510.17 in 1 Equal Repayments starting 05/02/2021
2017034_1	Ewaso Irrigation Development Project	Istituto De Credito Kingdom Of Spain	Bilateral	GOK	18/07/2017	06/09/2038	6,825,738	EUR	2,680,011.66	2,680,012	39.3%	4,145,726	State Department for Irrigation	The project involved development of Ewaso irrigation infrastructure	ongoing	Kiambu County	1,991,261	1.04	-	EUR 6,825,738.12 in 28 Equal Repayments starting 06/12/2025
2017033_1	Kenya Power Transmission Improvement	Exim Bank of China	Bilateral	GOK	16/05/2017	21/01/2036	319,827,810	USD	-	Never Disbursed	Never Disbursed	319,827,810	State Department for Energy	The project entailed extension of power to the rural areas	Stalled. Proposed for restructuring	Nairobi, Machakos, Marsabit counties	-	-	3.43	USD 319,827,810.00 in 24 Equal Repayments starting 22/01/2024
2017032_3	Konza Techno City Project	Unicredit SPA	Bilateral	GOK	14/06/2017	25/07/2031	60,101,014	EUR	10,016,835.65	60,101,014	100.0%	Fully Drawn	State Department for ICT and Digital Economy	The project involve development of horizontal infrastructure for Konza City	Closed component	Machakos County	-	-	3.75	EUR 60,101,013.92 in 6 Equal Repayments starting 14/06/2021
2017032_2	Konza Techno City Project	Unicredit SPA	Bilateral	GOK	14/06/2017	25/07/2031	376,783,737	EUR	187,299,733.58	255,052,481	58.4%	121,731,254	State Department for ICT and Digital Economy	The project involve development of horizontal infrastructure for Konza City	The project is progressing well and is expected to be complete by December 2023	Machakos County	1,329,413,809	-	1.80	EUR 309,030,967.70 in 15 Equal Repayments starting 14/12/2023 AND EUR 16,986,525.42 in 1 Equal Repayments starting 14/06/2023 AND EUR 15,803,025.61 in 1 Equal Repayments starting 14/12/2022 AND EUR 13,697,610.43 in 1 Equal Repayments starting 14/06/2022 AND EUR 11,706,107.82 in 1 Equal Repayments starting 14/12/2021 AND EUR 9,757,480.00 in 1 Equal Repayments starting 14/06/2021
2017030_1	Ruiru Phase II-Commercial Facility	Deutsche Bank	Buyers Credit	GOK	14/06/2017	14/06/2029	28,075,559	EUR	0.01	28,075,559	100.0%	Fully Drawn	-	-	-	-	562,642,188	-	3.00	EUR 21,836,546.17 in 1 Equal Repayments starting 22/08/2023 AND EUR 6,239,013.19 in 2 Equal Repayments starting 14/06/2021
2017029_1	Water and Sanitation Development Project-IDA Scale UP	International Development Association	Multilateral	GOK	21/06/2017	15/02/2047	248,100,000	EUR	171,803,587.67	172,476,689	69.2%	76,498,412	Ministry of Water	Improving water security and build climate resilience	Progressing well	6 Counties(Turkana, Marsabit,Wajir ,Mandera and Garisa)	333,714,466	2.85	-	EUR 79,019,850.00 in 13 Equal Repayments starting 15/02/2041 AND EUR 169,080,150.00 in 29 Equal Repayments starting 15/08/2026
2017028_1	Water and Sanitation Development Project	International Development Association	Multilateral	GOK	21/06/2017	15/02/2055	27,400,000	XDR	-	Never Disbursed	Never Disbursed	27,400,000	Ministry of water	Improving water security and build climate resilience	Cancellation done		-	0.75	-	XDR 27,400,000.00 in 64 Equal Repayments starting 15/08/2023
2017027_1	Regional Mombasa Port Road Access Project - (EAC Regional Corridor Mombasa Maraikani)	Govt of Fed. Republic of Germany - GTZ	Bilateral	GOK	31/03/2017	31/03/2032	50,000,000	EUR	8,438,150.59	8,438,151	16.9%	41,561,849	MoRT and KeNHA	To finance construction of Mombasa-Maraikani section road	Lengthy procedures in acquiring a no objection from the financiers. The projects co-financier (EIB) is undertaking verifications on the social safeguards and implementation arrangements.	Mombasa and Kilifi	121,908,583	2.42	-	EUR 50,000,000.00 in 15 Equal Repayments starting 30/03/2025
2017026_1	EAC Kenya South Sudan Regional Corridor	Govt of Fed. Republic of Germany - GTZ	Bilateral	GOK	24/04/2017	31/03/2032	90,000,000	EUR	-	Never Disbursed	Never Disbursed	90,000,000	MoRT and KeNHA	To finance construction of Kitale-Morpus section road along Kenya-South Sudan Link Road	Lengthy procurement processes however KfW has granted a no objection to the processes; thus, procurement of the Contractor is at an advanced stage.	Trans-Nzoia	216,628,999	-	2.30	EUR 90,000,000.00 in 13 Equal Repayments starting 30/03/2026
2017025_1	Rabai Kilifi Transmission Line-SACE Portion	Societe Generale	Commercial Bank	GOK	07/04/2017	09/11/2027	21,811,147	EUR	9,486,795.91	12,132,554	56.1%	9,478,593	State Department for Energy	The project involved construction of Rabai-Kilifi Transmission line	The project is progressing well and is expected to be complete by December 2023	Kilifi County	177,686,387	-	3.60	Various Unequal repayments
2017023_2	Kapchorwa Suam-Kitale and Eldoret Bypass Road Project-ADF	African Development Fund	Multilateral	GOK	19/05/2017	01/02/2053	33,317,955	USD	30,748,849.96	33,317,955	100.0%	Fully Drawn	Ministry of Roads and Transport	The project involves rehabilitation and upgrading of Suam-Kitale road (45Km) and construction of Eldoret Town Bypass Road (32Km) and One-Stop-Border-Post in Suam	Ongoing	Trans-nzoia and Uasin Gishu	-	1.75	-	AUA 31,561,561.05 in 47 Equal Repayments starting 01/02/2024 AND AUA 620,881.58 in 1 Equal Repayments starting 01/08/2023 AND AUA 593,622.84 in 1 Equal Repayments starting 01/02/2023 AND AUA 541,889.11 in 1 Equal Repayments starting 01/08/2022
2017023_1	Kapchorwa Suam-Kitale and Eldoret Bypass Road Project-ADF	African Development Fund	Multilateral	GOK	19/05/2017	01/02/2053	11,059,410	AUA	-	Recorded in Tranche	Recorded in Tranche	11,673,778	Ministry of Roads and Transport	The project involves rehabilitation and upgrading of Suam-Kitale road (45Km) and construction of Eldoret Town Bypass Road (32Km) and One-Stop-Border-Post in Suam	Ongoing	Trans-nzoia and Uasin Gishu	-	-	-	AUA 11,059,409.89 in 50 Equal Repayments starting 01/08/2028
2017022_1	Kapchorwa-Suam-Kitale and Eldoret Bypass Roads Project	African Development Bank	Multilateral	GOK	31/05/2017	01/04/2042	82,000,000	USD	47,600,344.57	50,610,196	58.0%	34,399,655	State Department for Roads	The project involves rehabilitation and upgrading of Suam-Kitale road (45Km) and construction of Eldoret Town Bypass Road (32Km) and One-Stop-Border-Post in Suam	Ongoing	Trans-nzoia and Uasin Gishu	72,467,718	-	1.06	USD 82,000,000.00 in 34 Equal Repayments starting 01/10/2025
2017021_1	Development Response to Displacement Impacts Project - DRDIP	International Development Association	Multilateral	GOK	29/05/2017	15/02/2055	73,900,000	XDR	63,280,979.89	68,787,234	87.2%	9,464,333	State Department for ASALs	Improve access to basic social economic services and expand economic opportunities among refugess and host communities	Progressing well	Garrisa and Turkana	-	0.75	-	XDR 73,900,000.00 in 64 Equal Repayments starting 15/08/2023
2017020_1	Cancer Center at Kisii Hospital	Saudi Development Fund	Bilateral	GOK	01/01/2017	30/11/2044	37,500,000	SAR	-	Never Disbursed	Never Disbursed	37,500,000	Ministry of Health	The project aims at providing the services of cancer detecting and treatment, mi imise the death rate and to reduce cost of treatment and travelling to the treaatment centres in Nairobi and outside the country	Procurement of a contractor is on-going	Kisii County	-	1.00	-	SAR 36,582,000.00 in 39 Equal Repayments starting 30/11/2025 AND SAR 918,000.00 in 1 Other Repayments starting 30/05/2025
2017019_3	Arror Dam	Intesa SanPaolo	Buyers Credit	GOK	18/04/2017	18/01/2036	53,271,687	EUR	53,271,686.96	53,271,687	100.0%	Fully Drawn	State Department for ASALS and Regional Development	The proeclinvolved construction of Arror Dam Project	Stalled project	Elgeyo-Marakewt County	-	-	1.95	EUR 53,271,686.96 in 30 Equal Repayments starting 18/07/2021

LOAN #	LOAN TITLE	CREDITOR NAME	CREDITOR CATEGORY	BORROWER	AGREEMENT DATE	MATURITY DATE	REVIS... FINAN... AMOUNT (Tranche)	...RR	PRINCIPLE BALANCE AS AT 31/08/2023 (FX)	DRAWN AMOUNT	DISBURSEMENT RATE	UNDRAWN AMOUNT	IMPLEMENTING AGENCY	PROJ... ...PTION	PROJECT IMPLEMENTATION STATUS	COUNTY	COMMITMENT FEES SINCE 2012 (KSHS)	Fixed Interest Rate	Variable (Margin) Interest Rate	No. Principal Repayments
2017019_2	Arror Dam	Intesa SanPaolo	Buyers Credit	GOK	18/04/2017	18/01/2036	38,580,580	EUR	38,580,579.74	38,580,580	100.0%	Fully Drawn	State Department for ASALS and Regional Development	The proeclinvolved construction of Arror Dam Project	Stalled project	Elgeyo-Marakwet County	201,339,946	-	4.70	EUR 38,580,579.77 in 8 Equal Repayments starting 18/07/2021
2017018_3	Kimwarer Dam	Intesa SanPaolo	Buyers Credit	GOK	18/04/2017	09/11/2035	42,088,199	EUR	42,088,198.65	42,088,199	100.0%	Fully Drawn	State Department for ASALS and Regional Development	The project involved construction of Kimwarer Dam Project	Stalled project	Elgeyo-Marakwet County	-	-	1.95	EUR 42,088,198.65 in 30 Equal Repayments starting 09/05/2021
2017018_2	Kimwarer Dam	Intesa SanPaolo	Buyers Credit	GOK	18/04/2017	09/11/2035	29,790,553	EUR	29,790,552.73	29,790,553	100.0%	Fully Drawn	State Department for ASALS and Regional Development	The project involved construction of Kimwarer Dam Project	Stalled project	Elgeyo-Marakwet County	183,223,830	-	4.65	EUR 29,790,552.73 in 8 Equal Repayments starting 09/05/2021
2017017_1	Addtional Financing for the National Safety Net Programme for Results	International Development Association	Multilateral	GOK	27/04/2017	01/02/2055	25,740,372	XDR	25,284,675.63	25,686,869	99.8%	53,503	NDMA	offer Cash Transfers in underserved counties	Closed		-	0.75	-	XDR 25,740,372.00 in 64 Equal Repayments starting 01/08/2023
2017016_4	Last Mile Connectivity Programme	Agence Francaise De Development	Bilateral	GOK	07/03/2017	27/03/2040	1,241,331	EUR	1,241,330.72	1,241,331	100.0%	Fully Drawn	Kenya Power and Lighting Company	Reach universal access to electricity for the Kenyan population by 2020.	Following the conclusion of the court matter Kenya Power advertised for fresh tenders on procurement of design, supply, installation and commissioning of extensions of MV lines, LV Single phase lines and service cables in April 2023.	Country wide	-	0.25	-	EUR 1,241,330.72 in 24 Equal Repayments starting 27/09/2025
2017016_3	Last Mile Connectivity Programme	Agence Francaise De Development	Bilateral	GOK	07/03/2017	27/03/2040	1,862,090	EUR	1,862,090.00	1,862,090	100.0%	Fully Drawn	Kenya Power and Lighting Company	Reach universal access to electricity for the Kenyan population by 2020.	Following the conclusion of the court matter Kenya Power advertised for fresh tenders on procurement of design, supply, installation and commissioning of extensions of MV lines, LV Single phase lines and service cables in April 2023.	Country wide	-	0.25	-	EUR 1,862,090.00 in 24 Equal Repayments starting 27/09/2025
2017016_2	Last Mile Connectivity Programme	Agence Francaise De Development	Bilateral	GOK	07/03/2017	27/03/2040	387,928	EUR	387,927.59	387,928	100.0%	Fully Drawn	Kenya Power and Lighting Company	Reach universal access to electricity for the Kenyan population by 2020.	Following the conclusion of the court matter Kenya Power advertised for fresh tenders on procurement of design, supply, installation and commissioning of extensions of MV lines, LV Single phase lines and service cables in April 2023.	Country wide	-	0.25	-	EUR 387,927.59 in 24 Equal Repayments starting 27/09/2025
2017016_1	Last Mile Connectivity Programme	Agence Francaise De Development	Bilateral	GOK	07/03/2017	27/03/2040	86,120,918	EUR	-	Recorded in Tranche	Recorded in Tranche	86,120,918	Kenya Power and Lighting Company	Reach universal access to electricity for the Kenyan population by 2020.	Following the conclusion of the court matter Kenya Power advertised for fresh tenders on procurement of design, supply, installation and commissioning of extensions of MV lines, LV Single phase lines and service cables in April 2023.	Country wide	243,556,750	-	-	EUR 86,120,917.56 in 24 Equal Repayments starting 27/09/2025
2017015_2	East and Southernn Africa Trade and Development BAnk - PTA-Loan USD500 Mn	Trade and Development Bank	Commercial Bank	GOK	20/03/2017	20/03/2027	200,000,000	USD	88,888,888.89	200,000,000	100.0%	Fully Drawn	National Treasury	budget support			-	-	7.15	USD 200,000,000.00 in 18 Equal Repayments starting 20/09/2018
2017015_1	East and Southernn Africa Trade and Development BAnk - PTA-Loan USD500 Mn	Trade and Development Bank	Commercial Bank	GOK	20/03/2017	20/03/2027	300,000,000	USD	-	300,000,000	60.0%	Matured	National Treasury	budget support			-	-	6.60	USD 300,000,000.00 in 8 Equal Repayments starting 20/09/2018
2017014_1	Kenya Power Transmission Expansion Project	Exim Bank of China	Bilateral	GOK	04/04/2017	21/07/2035	575,507,992	CNY	267,587,769.96	267,587,770	46.5%	307,920,222	State Department for Energy	construction of transmission line from Sultan Hamud - Loitoktok, Isinya - Konza, Awendo - isibania	Ongoing	Machakos and Kajiado counties	120,852,145	4.00	-	CNY 575,507,992.10 in 23 Equal Repayments starting 21/07/2024
2017013_1	Kenya Climate Smart Agriculture Project	International Development Association	Multilateral	GOK	07/04/2017	15/11/2054	184,700,000	XDR	181,746,823.29	184,632,761	100.0%	67,239	State Department for Irrigation	Increase agricultural productivity and build resilience	Progressing well	415 wards in 24 counties	-	0.75	-	XDR 184,700,000.00 in 64 Equal Repayments starting 15/05/2023
2017011_1	Kenya Karimenu Phase II Dam Water Supply Project	Exim Bank of China	Bilateral	GOK	14/02/2017	21/01/2033	200,530,600	USD	190,504,069.96	200,530,600	100.0%	Fully Drawn	State Department for Water	Contruction of karimenu II Dam Water Supply supply system	Complete	Kiambu	522,658,755	-	3.43	USD 10,026,529.96 in 1 Equal Repayments starting 21/01/2033 AND USD 190,504,070.00 in 19 Equal Repayments starting 21/07/2023
2017010_1	Kenya Technical and Vocational Training Laboratories Project	Exim Bank of China	Bilateral	GOK	14/02/2017	21/01/2034	134,967,400	USD	120,816,649.00	134,240,743	99.5%	726,657	State Department for Vocational Training	project entailed construction of laboratories for technical training of the young people	Complete and undrawn amounts fully disbursed.	National wide	106,303,770	-	3.43	USD 726,656.67 in 1 Equal Repayments starting 21/01/2034 AND USD 134,240,743.33 in 20 Equal Repayments starting 21/01/2023
2017009_1	Construction of Nairobi ICD Yard and Access Roads	Exim Bank of China	Bilateral	GOK	20/02/2017	21/07/2034	181,887,500	USD	124,706,199.68	157,523,621	86.6%	24,363,879	State Department for Transport	Construction of Nairobi ICD Yard and Access Roads	Complete. The GoK will request undrawn amount to be cancelled	Nairobi county	98,532,890	-	3.43	USD 11,236,910.68 in 1 Equal Repayments starting 21/07/2034 AND USD 170,650,588.94 in 26 Equal Repayments starting 21/07/2021

LOAN #	LOAN TITLE	CREDITOR NAME	CREDITOR CATEGORY	BORROWER	AGREEMENT DATE	MATURITY DATE	REVISED FINANCIAL AMOUNT (Tranche)	CURR	PRINCIPLE BALANCE AS AT 31/08/2023 (FX)	DRAWN AMOUNT	DISBURSEMENT RATE	UNDRAWN AMOUNT	IMPLEMENTING AGENCY	PROJECT DESCRIPTION	PROJECT IMPLEMENTATION STATUS	COUNTY	COMMITMENT FEES SIINCE 2012 (KSHS)	Fixed Interest Rate	Variable (Margin) Interest Rate	No. Principal Repayments
2017007_1	Kenya Power Distribution System Modernization and Strengthening Project Phase II	Exim Bank of China	Bilateral	GOK	21/02/2017	21/03/2036	496,979,883	CNY	30,100,813.26	36,120,976	7.3%	460,858,907	State Department for Energy	The project entailed installation of modern power electric system	Stalled project	Garrisa county	115,019,967	4.00	-	CNY 462,363,947.58 in 1 Equal Repayments starting 21/01/2034 AND CNY 34,616,935.18 in 23 Equal Repayments starting 21/01/2022
2017005_1	Ruiru Phase II Water Supply Project_ Loan B	Government of France	Bilateral	GOK	04/02/2017	31/12/2056	30,250,000	EUR	9,123,021.08	10,129,283	33.5%	20,120,717	State Department of Water and Sanitation	Construction of Ruiru II earth fill dam with and related water treatment Plant, treated water tanks and related raw water / treated water distribution	Contracted was terminated. The undrawn amount was cancelled	Kiambu County	-	0.12	-	EUR 30,250,000.00 in 40 Equal Repayments starting 30/06/2037
2017004_1	Ruiru Phase II Water Supply Project_ Loan A	Government of France	Bilateral	GOK	04/02/2017	30/06/2048	19,000,000	EUR	3,499,208.79	3,499,207	18.4%	15,500,791	State Department of Water and Sanitation	Construction of Ruiru II earth fill dam with and related water treatment Plant, treated water tanks and related raw water / treated water distribution	Contracted was terminated. The undrawn amount was cancelled	Kiambu County	-	0.04	-	EUR 19,000,000.00 in 50 Equal Repayments starting 31/12/2023
2017003_2	Multinational Lake Victoria Maritime Communiacations and Transport Project	African Development Fund	Multilateral	GOK	09/01/2017	01/08/2046	20,753	USD	19,092.76	20,753	100.0%	Fully Drawn	Ministry of Roads and Transport	The project involved establishment of a maritime communications systems for safety on Lake Victoria	Completed	Lake Victoria (in Mwanza)	173,475	1.75	-	AUA 20,753.00 in 50 Equal Repayments starting 01/02/2022
2017002_2	ADF-Kenya Towns Sustainable Water Supply and Sanitation Program	African Development Fund	Multilateral	GOK	09/01/2017	01/08/2046	4,066,942	USD	3,795,536.98	4,066,942	100.0%	Fully Drawn	Ministry of Water and Sanitation	The project involves: i) the construction and repair of water supply and sanitation equipment (including the network extension to the informal neighborhoods) to improve the quality of water supply and sanitation services ; and (ii) the improvement of water supply service providers and the sector's regulatory authority's capacities in order to increase the concerned services' efficiency, and create new employment opportunities for women and young people	Ongoing	Mombasa, Kwale, Mandera, Garissa, Uasin Gishu, Busia, Baringo, Marsabit, Siaya, Nandi, Kisumu, Nyeri, Bomet, Narok, Kiambu, Machakos	-	1.75	-	AUA 3,795,536.98 in 46 Equal Repayments starting 01/02/2024 AND AUA 77,324.20 in 1 Equal Repayments starting 01/08/2023 AND AUA 72,958.48 in 1 Equal Repayments starting 01/02/2023 AND AUA 65,061.36 in 1 Equal Repayments starting 01/08/2022 AND AUA 56,061.24 in 1 Equal Repayments starting 01/02/2022
2017002_1	ADF-Kenya Towns Sustainable Water Supply and Sanitation Program	African Development Fund	Multilateral	GOK	09/01/2017	01/08/2046	2,206,299	AUA	-	Recorded in Tranche	Recorded in Tranche	2,206,299	Ministry of Water and Sanitation	The project involves: i) the construction and repair of water supply and sanitation equipment (including the network extension to the informal neighborhoods) to improve the quality of water supply and sanitation services ; and (ii) the improvement of water supply service providers and the sector's regulatory authority's capacities in order to increase the concerned services' efficiency, and create new employment opportunities for women and young people	Ongoing	Mombasa, Kwale, Mandera, Garissa, Uasin Gishu, Busia, Baringo, Marsabit, Siaya, Nandi, Kisumu, Nyeri, Bomet, Narok, Kiambu, Machakos	236,466	-	-	AUA 2,206,298.90 in 25 Percentage Based Repayments starting 01/02/2025
2017001_1	ADB-Kenya Towns Sustainable Water Supply and Sanitation Program	African Development Bank	Multilateral	GOK	09/01/2017	01/02/2042	381,191,000	USD	216,293,591.38	223,133,365	56.7%	164,897,409	State Department for Water and Sanitation	The Kenya Towns Sustainable Water Supply and Sanitation Program (KTSWSSP) aims to improve the access, quality, availability and sustainability of water and wastewater services in regional centres and towns	Ongoing	Kiambu, Murang'a, Kwale, Mombasa, Kilifi, Machakos, Kitui, Kisiyaga Tharaka- Nithi, Meru, Nyeri, Mandera Marsabit, Garissa, Isiolo, Narok Nyandarua, Baringo, West Pokot Trans Nzoia Uasin Gishu, Bomet Narok, Nandi, Homa Bay, Siaya, Migori Nyamira, Migori, Bungoma Busia Uasin Gishu, Nandi	389,784,091	-	4.03	USD 381,191,000.00 in 34 Equal Repayments starting 01/08/2025
2016060_1	Additional Financing for Smallholder Dairy Commercialization Programme	International Fund For Agricultural Dev.	Multilateral	GOK	23/03/2016	15/12/2055	12,050,000	XDR	12,022,422.17	12,022,422	99.8%	27,578	Ministry of Agriculture State Department for Crops	To Improve farm productivity and incomes, health and welfare of rural kenyans by increasing the quality and consumption of fruits and vegetables: focus - horticultural producers, input suppliers (stockist) traders, transporters and processors	Closed. The undrawn amount to be cancelled.	Kisii, Gucha, Bungoma, Embu, Buret, Meru Central, Nyandarua nad Nandi South.	-	0.75	-	XDR 200,794.00 in 1 Other Repayments starting 15/12/2055 AND XDR 11,849,206.00 in 59 Equal Repayments starting 15/06/2026
2016059_6	Hybrid Generation of Off-Grid Power Systems	Agence Francaise De Development	Bilateral	GOK	01/08/2016	31/12/2039	196,871	EUR	196,870.75	196,871	100.0%	Fully Drawn	Kenya Power and Lighting Company	Hybridization of 23 existing diesel generation power stations with renewable energy sources.	The Initial approximation of The project cost is inadequate due to Inflation of procurable items.Works have commenced	Homabay, Turkana, Marsabit, Mandera, Wajir, Samburu	-	3.54	-	EUR 196,870.75 in 28 Equal Repayments starting 30/06/2026

LOAN #	LOAN TITLE	CREDITOR NAME	CREDITOR CATEGORY	BORROWER	AGREEMENT DATE	MATURITY DATE	REVISED FINANCE AMOUNT (Tranche)	CURR	PRINCIPLE BALANCE AS AT 31/08/2023 (FX)	DRAWN AMOUNT	DISBURSEMENT RATE	UNDRAWN AMOUNT	IMPLEMENTING AGENCY	PROJECT DESCRIPTION	PROJECT IMPLEMENTATION STATUS	COUNTY	COMMITMENT FEES SIINCE 2012 (KSHS)	Fixed Interest Rate	Variable (Margin) Interest Rate	No. Principal Repayments
2016059_5	Hybrid Generation of Off-Grid Power Systems	Agence Francaise De Development	Bilateral	GOK	01/08/2016	31/12/2039	221,965	EUR	221,964.78	221,965	100.0%	Fully Drawn	Kenya Power and Lighting Company	Hybridization of 23 existing diesel generation power stations with renewable energy sources.	The Initial approximation of The project cost is inadequate due to Inflation of procurable items.Works have commenced	Homabay, Turkana, Marsabit, Mandera, Wajir, Samburu	-	1.43	-	EUR 221,964.78 in 28 Equal Repayments starting 30/06/2026
2016059_4	Hybrid Generation of Off-Grid Power Systems	Agence Francaise De Development	Bilateral	GOK	01/08/2016	31/12/2039	122,188	EUR	122,187.95	122,188	100.0%	Fully Drawn	Kenya Power and Lighting Company	Hybridization of 23 existing diesel generation power stations with renewable energy sources.	The Initial approximation of The project cost is inadequate due to Inflation of procurable items.Works have commenced	Homabay, Turkana, Marsabit, Mandera, Wajir, Samburu	-	1.16	-	EUR 122,187.95 in 28 Equal Repayments starting 30/06/2026
2016059_2	Hybrid Generation of Off-Grid Power Systems	Agence Francaise De Development	Bilateral	GOK	01/08/2016	31/12/2039	706,115	EUR	706,114.71	706,115	100.0%	Fully Drawn	Kenya Power and Lighting Company	Hybridization of 23 existing diesel generation power stations with renewable energy sources.	The Initial approximation of The project cost is inadequate due to Inflation of procurable items.Works have commenced	Homabay, Turkana, Marsabit, Mandera, Wajir, Samburu	-	1.15	-	EUR 706,114.71 in 28 Equal Repayments starting 30/06/2026
2016059_1	Hybrid Generation of Off-Grid Power Systems	Agence Francaise De Development	Bilateral	GOK	01/08/2016	31/12/2039	31,752,862	EUR	-	Recorded in Tranche	Recorded in Tranche	31,752,862	Kenya Power and Lighting Company	Hybridization of 23 existing diesel generation power stations with renewable energy sources.	The Initial approximation of The project cost is inadequate due to Inflation of procurable items.Works have commenced	Homabay, Turkana, Marsabit, Mandera, Wajir, Samburu	114,576,127	-	-	EUR 31,752,861.81 in 1 Equal Repayments starting 31/12/2039
2016058_1	Last Mile Connectivity Project II	African Development Bank	Multilateral	GOK	17/10/2016	01/08/2036	134,559,250	USD	117,078,275.11	134,559,250	100.0%	Fully Drawn	State Department for Energy/ Kenya Power and Lighting Company	The Last Mile Connectivity Project aimed at maximising the use of selected KPLC's 45,000 distribution transformers, spread across the 47 counties in the country	Ongoing	All 47 counties	-	-	1.00	USD 117,078,275.11 in 26 Equal Repayments starting 01/02/2024 AND USD 4,503,010.58 in 1 Equal Repayments starting 01/08/2023 AND USD 4,438,468.61 in 1 Equal Repayments starting 01/02/2023 AND USD 4,324,366.57 in 1 Equal Repayments starting 01/08/2022 AND USD 4,215,128.83 in 1 Equal Repayments starting 01/02/2022
2016057_1	Private Nationalwide Governmental Network with Voice and Data Applications Phase III-A	KBC BANK	Bilateral	GOK	28/11/2016	08/12/2030	7,189,635	EUR	4,313,780.96	7,189,635	100.0%	Fully Drawn	Ministry of Energy	Project entails supply and installation of Private Nationalwide Governmental Network with Voice and Data Application.	Project closed	Nationwide	7,193,360	0.40	-	EUR 7,189,634.93 in 25 Equal Repayments starting 08/12/2018
2016056_1	Private Nationalwide Governmental Network with Voice and Data Applications Phase III-B	KBC BANK	Bilateral	GOK	28/11/2016	08/12/2023	5,804,118	EUR	580,411.78	5,804,118	100.0%	Fully Drawn	Ministry of Energy	Project entails supply and installation of Private Nationalwide Governmental Network with Voice and Data Application.	Project closed	Nationwide	6,945,316	0.82	-	EUR 5,804,117.78 in 10 Equal Repayments starting 08/06/2019
2016053_1	IT County Connectivity Project Phase III	Government of Belgium	Bilateral	GOK	21/11/2016	31/12/2046	11,468,285	EUR	11,468,284.41	11,468,285	100.0%	Fully Drawn	Ministry of ICT, innovation and Youth Affairs	The Project entails laying of optic fibre for the connection of National Government offices	project closed	Nationwide	-	-	-	EUR 11,468,285.00 in 20 Equal Repayments starting 31/12/2027
2016052_1	Upgrading of Kibwezi-Mutomo-Kitui Road project	Exim Bank of China	Bilateral	GOK	28/11/2016	21/07/2032	194,740,596	USD	166,419,751.41	194,156,377	99.7%	584,222	State Department for Roads	Upgrading of Kibwezi-Mutomo-Kitui Roa	Complete. The GoK will request undrawn amount to be cancelled.	Kitui and Makueni counties	179,498,855	-	3.43	USD 167,003,973.21 in 18 Equal Repayments starting 21/01/2024 AND USD 27,736,625.25 in 3 Equal Repayments starting 21/07/2022
2016051_1	Upgrade of Rift Valley Textiles Factory	Exim Bank India	Bilateral	GOK	11/07/2016	05/08/2042	29,950,000	USD	27,758,536.32	29,950,000	100.0%	Fully Drawn	State Department for Industry	Upgrading of RIVATEX factory	Complete	Eldoret North Constituency	1,139,507	1.50	-	USD 29,950,000.00 in 41 Equal Repayments starting 04/08/2022
2016050_1	Development of Various Small and Medium Enterprises	Exim Bank India	Bilateral	GOK	11/07/2016	17/11/2043	15,000,000	USD	5,005,367.20	5,005,367	33.4%	9,994,633	State Department for Investment Promotion	provision of loans to SMEs which imports from India	Ongoing	National wide	485,841	1.50	-	USD 15,000,000.00 in 41 Equal Repayments starting 15/11/2023
2016049_1	National Agricultural and Rural Inclusive Growth Project	International Development Association	Multilateral	GOK	14/10/2016	15/05/2054	142,600,000	XDR	138,135,663.13	142,591,913	100.0%	8,087	State Department for Irrigation	increase Agricultural productivity and profitability	Progressing well	21 Counties,415 wards	-	0.75	-	XDR 142,600,000.00 in 64 Equal Repayments starting 15/11/2022
2016048_1	Kenya National Fibre Backbone Infrastructure Phase II-NOFBI II	Exim Bank of China	Bilateral	GOK	19/05/2016	19/05/2037	650,000,000	CNY	637,252,073.78	637,252,074	98.0%	12,747,926	State Department for ICT and Digital Economy	The project entailed provision of broadban connectivity so as to enhance communication services in the County	Complete. The GoK will request undrawn amount to be cancelled.	National wide	56,433,534	2.00	-	CNY 650,000,000.00 in 26 Equal Repayments starting 21/05/2023
2016047_1	Eastern and Southern Africa Higher Education Centres of Excellence Project-ACE-Phase II	International Development Association	Multilateral	GOK	04/07/2016	15/02/2054	12,800,000	XDR	9,985,618.53	10,585,619	82.7%	2,214,381	State Department for Technical and Vactional Training	Support selected institutions to deliver quality post-graduate education and build collaborative research	The project is on going		-	0.75	-	XDR 12,800,000.00 in 64 Equal Repayments starting 15/08/2022
2016044_1	Upgrading of Gilgil Machinery Road Project	Arab Bank For Econ.Dev.In Africa	Multilateral	GOK	25/05/2016	01/12/2045	11,000,000	USD	8,275,220.68	8,275,221	75.2%	2,724,779	State Department for Roads	the project entailsgraveling/earth roads of approximately 23 Km from Gilgil to Machinery. The project aim at expanding the road network as well as enhancing connection to the capital city of Nairobi	The project is at 97 percent completion to be compleled ON 31st December, 2024	Nyandarua County	-	1.00	-	USD 11,000,000.00 in 40 Equal Repayments starting 01/06/2026
2016043_1	Youth Employement and Opportunities Project	International Development Association	Multilateral	GOK	04/07/2016	15/05/2054	106,500,000	XDR	96,811,668.40	103,378,217	94.0%	6,360,207	State Department for Youth Affairs, Micro and Small Enterprises and State Department for Labour	Improve employment and earnings opportunities for targeted youths	The project closed and a new project called NYOTA was negotiated.	17 Counties	-	0.75	-	XDR 106,500,000.00 in 64 Equal Repayments starting 15/11/2022
2016042_1	Transforming Health System for Universal Care Project	International Development Association	Multilateral	GOK	04/07/2016	15/02/2054	105,900,000	XDR	95,721,762.59	100,685,825	95.1%	5,214,175	#	#	#	#	-	0.75	-	XDR 105,900,000.00 in 64 Equal Repayments starting 15/08/2022
2016041_1	Additional Financing for Kenya Electricity Expansion Project	International Development Association	Multilateral	GOK	29/06/2016	15/02/2054	47,774,972	XDR	45,535,520.44	47,774,972	100.0%	Fully Drawn	State Department for Energy	Installation of stat-coms and transmission of electricity	Closed		-	0.75	-	XDR 47,774,972.27 in 64 Equal Repayments starting 15/08/2022

LOAN #	LOAN TITLE	CREDITOR NAME	CREDITOR CATEGORY	BORROWER	AGREEMENT DATE	MATURITY DATE	REVISED FINANCIAL AMOUNT (Tranche)	CUR	PRINCIPLE BALANCE AS AT 31/08/2023 (FX)	DRAWN AMOUNT	DISBURSEMENT RATE	UNDRAWN AMOUNT	IMPLEMENTING AGENCY	PROJECT DESCRIPTION	PROJECT IMPLEMENTATION STATUS	COUNTY	COMMITMENT FEES SIINCE 2012 (KSHS)	Fixed Interest Rate	Variable (Margin) Interest Rate	No. Principal Repayments
2016039_1	Sirari Corridor Accessibility and Road Safety Improvement Project: Isebania-Kisii-Ahero	African Development Bank	Multilateral	GOK	01/01/2016	15/12/2035	228,000,000	USD	151,027,728.44	183,566,095	77.6%	51,053,659	State Department for Roads	It entails: improvement of Isebania-Kisii-Ahero road (172km) and upgrading of feeder roads (77km) connected to the main roadway; assessment of domestic construction industry capacity;	Ongoing	Migori, Kisii, Homa Bay and Kisumu	-	-	0.10	USD 202,081,387.01 in 25 Equal Repayments starting 15/12/2023 AND USD 5,780,655.55 in 1 Equal Repayments starting 15/06/2023 AND USD 5,590,065.60 in 1 Equal Repayments starting 15/12/2022 AND USD 5,219,991.35 in 1 Equal Repayments starting 15/05/2022 AND USD 4,911,004.48 in 1 Equal Repayments starting 15/12/2021 AND USD 4,416,896.01 in 1 Equal Repayments starting 15/06/2021
2016037_9	Roads 2000 Phase II project-Additional Financing	Agence Francaise De Development	Bilateral	GOK	01/01/2016	31/03/2038	3,055,574	EUR	2,777,794.93	3,055,574	100.0%	Fully Drawn	-	-	Completed	-	-	0.31	-	EUR 3,055,574.42 in 33 Equal Repayments starting 31/03/2022
2016037_8	Roads 2000 Phase II project-Additional Financing	Agence Francaise De Development	Bilateral	GOK	01/01/2016	31/03/2038	286,141	EUR	260,128.00	286,141	100.0%	Fully Drawn	-	-	Completed	-	-	0.31	-	EUR 286,140.80 in 33 Equal Repayments starting 31/03/2022
2016037_7	Roads 2000 Phase II project-Additional Financing	Agence Francaise De Development	Bilateral	GOK	01/01/2016	31/03/2038	97,617	EUR	88,742.55	97,617	100.0%	Fully Drawn	-	-	Completed	-	-	0.31	-	EUR 97,616.81 in 33 Equal Repayments starting 31/03/2022
2016037_6	Roads 2000 Phase II project-Additional Financing	Agence Francaise De Development	Bilateral	GOK	01/01/2016	31/03/2038	265,826	EUR	241,659.95	265,826	100.0%	Fully Drawn	-	-	Completed	-	-	0.47	-	EUR 265,825.95 in 33 Equal Repayments starting 31/03/2022
2016037_4	Roads 2000 Phase II project-Additional Financing	Agence Francaise De Development	Bilateral	GOK	01/01/2016	31/03/2038	1,530,812	EUR	1,345,258.85	1,530,812	100.0%	Fully Drawn	-	-	Completed	-	-	0.43	-	EUR 1,530,811.79 in 33 Equal Repayments starting 30/09/2021
2016037_3	Roads 2000 Phase II project-Additional Financing	Agence Francaise De Development	Bilateral	GOK	01/01/2016	31/03/2038	714,208	EUR	605,994.31	714,208	100.0%	Fully Drawn	-	-	Completed	-	-	0.47	-	EUR 714,207.58 in 33 Equal Repayments starting 31/03/2021
2016037_2	Roads 2000 Phase II project-Additional Financing	Agence Francaise De Development	Bilateral	GOK	01/01/2016	31/03/2038	3,533,833	EUR	3,191,849.05	3,533,833	100.0%	Fully Drawn	-	-	Completed	-	-	0.64	-	EUR 3,761,822.09 in 33 Equal Repayments starting 31/03/2021
2016036_1	Kenya Devolution Support Program	International Development Association	Multilateral	GOK	15/04/2016	15/10/2053	142,844,270	XDR	136,100,612.02	142,844,270	100.0%	Fully Drawn	State Department for Devolution	The project entailed strenthening of devolution in Counties	Closed	47 Counties	-	0.75	-	XDR 2,231,157.22 in 1 Equal Repayments starting 15/10/2053 AND XDR 136,100,612.38 in 61 Equal Repayments starting 15/04/2023 AND XDR 4,512,500.00 in 2 Equal Repayments starting 15/04/2022
2016035_1	Vihiga Cluster Water Supply	Government of Belgium	Bilateral	GOK	14/04/2016	31/12/2045	10,540,000	EUR	10,539,999.98	10,540,000	100.0%	Fully Drawn	Ministry of Water, Sanitation and Irrigation	The project enatills supply and installation of water and saniation services in Vihiga County	Project closed	Vihiga County	-	-	-	EUR 10,540,000.00 in 20 Equal Repayments starting 31/12/2026
2016034_1	Vihiga Cluster Water Supply	CommerzBank of Belgium	Buyers Credit	GOK	15/04/2016	14/05/2026	5,495,171	EUR	2,355,073.50	5,495,171	100.0%	Fully Drawn	Ministry of Water, Sanitation and Irrigation	The project enatils supply and installation of water and saniation services in Vihiga County	Project closed	Vihiga County	5,192,064	4.46	-	EUR 5,495,170.10 in 14 Equal Repayments starting 14/11/2019
2016032_1	Small Scale Irrigation and Value Addition Project - SIVAP	African Development Bank	Multilateral	GOK	01/01/2016	15/12/2035	39,546,000	USD	22,410,778.61	25,664,613	64.9%	13,893,130	State Department For Crops Development	The project focused on improving high value crop production through construction/rehabilitation of twelve (12) irrigation schemes (3,205 ha) in eleven counties.	Ongoing	Kitui, Makueni, Machakos, Tana River, Bomet, Meru, Tharaka Nithi, Nyandarua, Murang'a, Kajiado and Nyeri	-	-	-	USD 36,303,908.91 in 25 Equal Repayments starting 15/12/2023 AND USD 818,651.96 in 1 Equal Repayments starting 15/06/2023 AND USD 727,901.64 in 1 Equal Repayments starting 15/12/2022 AND USD 656,660.94 in 1 Equal Repayments starting 15/06/2022 AND USD 568,430.98 in 1 Equal Repayments starting 15/12/2021 AND USD 470,445.57 in 1 Equal Repayments starting 15/06/2021
2016031_1	Olkaria V Geothermal Power Development Project	Government of Japan	Bilateral	GOK	09/03/2016	20/04/2046	45,690,000	JPK	28,581,513.27	28,581,513	62.6%	17,108,487	State Department of Energy	The project entailed development of Olkaria V Geothermal Power	Ongoing project	Nakuru County	-	0.20	-	JPK 44,575,600.00 in 40 Equal Repayments starting 20/09/2026 AND JPK 1,114,400.00 in 1 Other Repayments starting 20/03/2026
2015101_2	Kenya Port Development Project - Phase II	Government of Japan	Bilateral	KPA	09/03/2015	20/04/2055	28,819,000	JPK	27,882,126.51	27,882,127	86.8%	936,873	State Department for Roads	The Project entails contrsuction works for the development of Mombasa Port	Implementation ongoing	Mombasa County	-	0.10	-	
2015101_1	Kenya Port Development Project - Phase II	Government of Japan	Bilateral	KPA	09/03/2015	20/04/2055	3,297,000	JPK	3,084,066.75	3,084,067	9.6%	212,933	State Department for Roads	The Project entails contrsuction works for the development of Mombasa Port	Implementation ongoing	Mombasa County	-	0.01	-	
2015036_1	Support to Water and Sanitation Services Peri-urban Areas	Govt of Fed. Republic of Germany - GTZ	Bilateral	GOK	28/09/2015	31/12/2055	28,000,000	EUR	16,502,567.69	16,502,568	58.9%	11,497,432	MoWSI, Athi Water Works Development Agency (AWWDA)	To finance to improvement of water and sanitation services in Nairobi and its satelite towns	Works Contract delays.	Kajiado and Kiambu	7,919,246	1.50	-	EUR 460,000.00 in 1 Equal Repayments starting 30/12/2055 AND EUR 27,540,000.00 in 60 Equal Repayments starting 30/12/2025
2015035_1	Additional Financing-Kenya Water Security and Climate Resilience Project	International Development Association	Multilateral	GOK	07/09/2015	15/04/2053	2,159,695	XDR	2,024,714.08	2,159,695	100.0%	Fully Drawn	Ministry of Water	Improving water security and build climate resilience	Closed		-	0.75	-	XDR 33,745.51 in 1 Equal Repayments starting 15/04/2053 AND XDR 2,125,949.49 in 63 Equal Repayments starting 15/10/2021
2015034_1	Kenya Cereal Enhancement Programme-Climate Reselient Agricultural Livelihood Window-KCEP-CRAL	International Fund For Agricultural Dev.	Multilateral	GOK	26/08/2015	15/05/2055	43,850,000	XDR	28,780,481.91	28,780,482	65.6%	15,069,518	Ministry of Agriculture State Department for Crops	Increased Small holder farmers production and productivity, post harvest management and market linkages for targetted value chains while managing natural resources	On-going	Western Region Bungoma, Kakamega, Nakuru Nandi nad Trans Nzoia Eastern Region Embu, Tharaka Nithi, Kitui, Machakos, Makueni Coast Region Taita Taveta, Kwale nad Kilifi	-	0.75	-	XDR 43,850,000.00 in 60 Equal Repayments starting 15/11/2025
2015033_1	Sabor-Iten Tambach Water Supply Project -Keiyo District	BELFIUS BANK SA	Buyers Credit	GOK	12/08/2015	17/03/2032	9,364,753	EUR	6,243,168.68	9,364,753	100.0%	Fully Drawn	Ministry of Water, Sanitation and Irrigation	Project entailed the supply and installation of water and sanitation services in Sabor and Iten	Closed	Sabor, Iten in Elgeiyo Marakwet County	-	-	-	EUR 9,364,753.00 in 27 Equal Repayments starting 17/03/2019
2015032_1	Additional Financing for the Eastern Africa Public Health Laboratory Networking Project	International Development Association	Multilateral	GOK	21/10/2015	15/02/2053	7,193,260	XDR	6,631,187.67	7,193,260	100.0%	Fully Drawn	Ministry of health	The project entailed Public Health Laboratory research	Closed		-	0.75	-	XDR 7,080,759.63 in 63 Equal Repayments starting 15/02/2022 AND XDR 112,500.00 in 1 Equal Repayments starting 15/08/2021
2015031_9	Kenya Informal Settlement Improvement Program -KISIP	Agence Francaise De Development	Bilateral	GOK	17/12/2015	15/12/2040	4,815,575	USD	4,681,808.60	4,815,575	100.0%	Fully Drawn	State Department for Housing & Urban Development	Improve living conditions in informal settlements in selected cities in Kenya	Completed	Country wide	-	1.01	-	USD 4,815,574.56 in 36 Equal Repayments starting 15/06/2023
2015031_8	Kenya Informal Settlement Improvement Program -KISIP	Agence Francaise De Development	Bilateral	GOK	17/12/2015	15/12/2040	8,648,804	USD	8,408,559.01	8,648,804	100.0%	Fully Drawn	State Department for Housing & Urban Development	Improve living conditions in informal settlements in selected cities in Kenya	Completed	Country wide	-	0.85	-	USD 8,648,803.55 in 36 Equal Repayments starting 15/06/2023
2015031_7	Kenya Informal Settlement Improvement Program -KISIP	Agence Francaise De Development	Bilateral	GOK	17/12/2015	15/12/2040	6,658,070	USD	6,473,123.42	6,658,070	100.0%	Fully Drawn	State Department for Housing & Urban Development	Improve living conditions in informal settlements in selected cities in Kenya	Completed	Country wide	-	1.53	-	USD 6,658,069.80 in 36 Equal Repayments starting 15/06/2023

LOAN #	LOAN TITLE	CREDITOR NAME	CREDITOR CATEGORY	BORROWER	AGREEMENT DATE	MATURITY DATE	REVISED FINANCE AMOUNT (Tranche)	IR	PRINCIPLE BALANCE AS AT 31/08/2023 (FX)	DRAWN AMOUNT	DISBURSEMENT RATE	UNDRAWN AMOUNT	IMPLEMENTING AGENCY	PROJECT DESCRIPTION	PROJECT IMPLEMENTATION STATUS	COUNTY	COMMITMENT FEES SINCE 2012 (KSHS)	Fixed interest Rate	Variable (Margin) Interest Rate	No. Principal Repayments
2015031_6	Kenya Informal Settlement Improvement Program -KISIP	Agence Francaise De Development	Bilateral	GOK	17/12/2015	15/12/2040	6,894,915	USD	6,703,389.93	6,894,915	100.0%	Fully Drawn	State Department for Housing & Urban Development	Improve living conditions in informal settlements in selected cities in Kenya	Completed	Country wide	-	2.43	-	USD 6,894,915.36 in 36 Equal Repayments starting 15/06/2023
2015031_4	Kenya Informal Settlement Improvement Program -KISIP	Agence Francaise De Development	Bilateral	GOK	17/12/2015	15/12/2040	5,201,546	USD	5,057,058.78	5,201,546	100.0%	Fully Drawn	State Department for Housing & Urban Development	Improve living conditions in informal settlements in selected cities in Kenya	Completed	Country wide	-	2.27	-	USD 5,201,546.17 in 36 Equal Repayments starting 15/06/2023
2015031_2	Kenya Informal Settlement Improvement Program -KISIP	Agence Francaise De Development	Bilateral	GOK	17/12/2015	15/12/2040	6,768,647	USD	6,580,628.58	6,768,647	100.0%	Fully Drawn	State Department for Housing & Urban Development	Improve living conditions in informal settlements in selected cities in Kenya	Completed	Country wide	69,116,353	1.86	-	USD 6,768,646.54 in 36 Equal Repayments starting 15/06/2023
2015030_1	Kenya Electricity Modernization Project - KeMP	International Development Association	Multilateral	GOK	29/06/2015	15/11/2052	172,600,000	XDR	148,331,747.67	161,816,123	93.8%	10,783,877	Ministry of Energy	The project entailed transmission of electricity	Closed		-	0.75	-	XDR 172,600,000.00 in 64 Equal Repayments starting 15/05/2021
2015029_1	Kenya Statistics Program for Results -KSPfR	International Development Association	Multilateral	GOK	02/10/2015	15/04/2053	35,222,076	XDR	32,997,076.19	35,222,076	100.0%	Fully Drawn	KNBS	The project entailed data dissemination	Closed		-	0.75	-	XDR 549,951.26 in 1 Equal Repayments starting 15/04/2053 AND XDR 32,447,124.93 in 59 Equal Repayments starting 15/10/2023 AND XDR 2,225,000.00 in 4 Equal Repayments starting 15/10/2021
2015025_1	Coastal Region Water Security and Climate Resilience Project - Mwache Dam	International Development Association	Multilateral	GOK	01/01/2015	15/10/2052	74,200,000	XDR	34,340,908.40	42,859,402	54.1%	34,062,217	Ministry of Water	Mwashe Dam Construction	Progressing well	Mombasa and Kilifi	-	0.75	-	XDR 74,200,000.00 in 64 Equal Repayments starting 15/04/2021
2015024_1	Design Engineering and Supply of Five Modula Metallic Bridges	Instituto De Credito:Kingdom Of Spain.	Bilateral	GOK	17/02/2015	08/07/2036	6,950,000	EUR	6,453,571.43	6,950,000	100.0%	Fully Drawn	State Department for Roads	The project involved design and supply of five modula metallic bridges	Closed project	Homabay County	-	1.04	-	EUR 6,950,000.00 in 28 Equal Repayments starting 08/01/2023
2015023_1	Kenya Nairobi-Naivasha Standard Gauge Railway Project	Exim Bank of China	Bilateral	GOK	03/12/2015	21/07/2036	1,397,927,373	USD	1,198,628,625.39	1,383,033,029	98.5%	14,894,344	State Department for Transport	The project involved the construction of railway line from Nairobi to Naivasha	Complete. The GoK will request undrawn amount to be cancelled	Numerous counties	1,205,443,956	-	3.43	USD 14,894,343.96 in 1 Equal Repayments starting 21/07/2036 AND USD 1,383,033,029.40 in 30 Equal Repayments starting 21/01/2022
2015022_2	Ithanga Water Project	KBC BANK	Bilateral	GOK	23/11/2015	24/03/2032	1,093,894	EUR	729,262.99	1,093,894	100.0%	Fully Drawn	Ministry of Water, Sanitation and Irrigation	Project entails supply and installation of water and sanitation services in Ithanga Murangá County	Project closed	Ithanga, Murangá County	-	-	1.40	EUR 1,093,894.49 in 27 Equal Repayments starting 24/03/2019
2015022_1	Ithanga Water Project	KBC BANK	Bilateral	GOK	23/11/2015	24/03/2032	9,426,940	EUR	6,284,625.87	9,426,940	100.0%	Fully Drawn	Ministry of Water, Sanitation and Irrigation	Project entails supply and installation of water and sanitation services in Ithanga Murangá County	Project closed	Ithanga, Murangá County	14,696,374	0.65	-	EUR 9,426,940.46 in 27 Equal Repayments starting 24/03/2019
2015021_1	Kajiado Rural Water Supply Project - GOBE	Government of Belgium	Bilateral	GOK	28/09/2015	31/12/2045	8,160,000	EUR	8,160,000.00	8,160,000	100.0%	Fully Drawn	Ministry of Water, Sanitation and Irrigation	The project enatills drilling and equipping 50 boreholes in Kajiado County	Project closed	Kajiado County	-	-	-	EUR 8,160,000.00 in 20 Equal Repayments starting 31/12/2026
2015019_1	Kajiado Rural Water Supply Project - Bank	CommerzBank of Belgium	Buyers Credit	GOK	25/09/2015	28/10/2025	4,254,325	EUR	1,519,401.86	4,254,325	100.0%	Fully Drawn	Ministry of Water, Sanitation and Irrigation	The project enatills drilling and equipping 50 boreholes in Kajiado County	Project closed	Kajiado County	3,477,380	2.33	-	EUR 4,254,325.21 in 14 Equal Repayments starting 28/04/2019
2015017_1	Fire Fighting Equipment- Government of Belgium Portion	Government of Belgium	Bilateral	GOK	01/01/2015	31/12/2044	6,800,000	EUR	6,800,000.00	6,800,000	100.0%	Fully Drawn	Nairobi County	Supply and Installation of Fire Fighting Equipment in Nairobi County. The Project also had a capacity building compenent on Fire Management for the County	Project closed	Nairobi County	-	-	-	EUR 6,800,000.00 in 20 Equal Repayments starting 31/12/2025
2015016_1	Galana - Kulalu Food Security Project	Bank-Leumi LE-Israel B.M	Buyers Credit	GOK	31/08/2015	30/03/2026	46,936,905	USD	17,601,339.47	46,936,905	100.0%	Fully Drawn	State Department for Irrigation	The proect involved construction of 1000o acres of expansive galana kulalu project	Closed project	Tana River and Kwale Counties	57,571,473	-	2.30	USD 46,936,905.26 in 16 Equal Repayments starting 28/09/2018
2015015_1	Modernisation of Agriculture	Government of Poland	Bilateral	GOK	22/09/2015	15/05/2049	100,000,000	USD	21,063,250.00	21,612,500	21.6%	78,387,500	State Deparment of Livestock Development	The project involved supply of livestock value chain eqipments	The project implementation is ongoing	National wide	-	0.70	-	Various unequal repayments
2015014_2	Multinational Kenya-Tanzania Power Interconnection Project	African Development Fund	Multilateral	GOK	30/07/2015	01/05/2060	31,938,864	USD	28,491,679.93	31,938,864	100.0%	Fully Drawn	State Department for Energy/ Kenya Electricity Transmission Company	The project involves the construction of approximately 508km of transmission line between Kenya and Tanzania with a transfer capacity of upto 2000MW in either direction and associated substations in Isinya, Kenya and Arusha, Tanzania.	Ongoing	Kajiado	-	0.75	-	AUA 29,479,334.15 in 63 Equal Repayments starting 01/05/2024 AND AUA 445,182.51 in 1 Equal Repayments starting 01/11/2023 AND AUA 383,292.91 in 1 Equal Repayments starting 01/05/2023 AND AUA 365,410.30 in 1 Equal Repayments starting 01/11/2022 AND AUA 361,344.14 in 1 Equal Repayments starting 01/05/2022 AND AUA 347,150.19 in 1 Equal Repayments starting 01/11/2021 AND AUA 300,943.14 in 1 Equal Repayments starting 01/05/2021 AND AUA 256,206.77 in 1 Equal Repayments starting 01/11/2020
2015014_1	Multinational Kenya-Tanzania Power Interconnection Project	African Development Fund	Multilateral	GOK	30/07/2015	01/05/2060	4,308,389	AUA	-	Recorded in Tranche	Recorded in Tranche	5,396,978	State Department for Energy/ Kenya Electricity Transmission Company	The project involves the construction of approximately 508km of transmission line between Kenya and Tanzania with a transfer capacity of upto 2000MW in either direction and associated substations in Isinya, Kenya and Arusha, Tanzania.	Ongoing	Kajiado	-	-	-	AUA 4,308,389.46 in 70 Equal Repayments starting 01/11/2025

LOAN #	LOAN TITLE	CREDITOR NAME	CREDITOR CATEGORY	BORROWER	AGREEMENT DATE	MATURITY DATE	REVISED FINANCIAL AMOUNT (Tranche)	CUR	PRINCIPLE BALANCE AS AT 31/08/2023 (FX)	DRAWN AMOUNT	DISBURSEMENT RATE	UNDRAWN AMOUNT	IMPLEMENTING AGENCY	PROJECT DESCRIPTION	PROJECT IMPLEMENTATION STATUS	COUNTY	COMMITMENT FEES SINCE 2012 (KSHS)	Fixed Interest Rate	Variable (Margin) Interest Rate	No. Principal Repayments
2015013_2	Support to Technical Vocational Education and Training for Relevant Skills Development - Phase II	African Development Fund	Multilateral	GOK	21/08/2015	01/04/2055	47,676,348	USD	43,819,175.44	47,676,348	100.0%	Fully Drawn	Ministry of Education	This intervention: i) will increase enrollment in Technical and Vocational Education and Training (TVET) and will widen access through the increase in the number of workshops and classrooms in 11 technical training institutes (IFT), including 4 specialized, and the construction of 16 university residences; provide 26 IFTs with training materials for science, technology, engineering and mathematics (STEM) education; ii) improve the quality and relevance of training in TVET, set up a publication, printing and evaluation center for the Council for the Development, Evaluation and Certification of Study Programs (CDACC); iii) promote the development of entrepreneurship by training trainers and young people in entrepreneurship.	Ongoing	Nationwide	-	0.75	-	AUA 43,744,786.37 in 63 Equal Repayments starting 01/04/2024 AND AUA 678,427.01 in 1 Equal Repayments starting 01/10/2023 AND AUA 650,954.75 in 1 Equal Repayments starting 01/04/2023 AND AUA 618,727.52 in 1 Equal Repayments starting 01/10/2022 AND AUA 558,190.87 in 1 Equal Repayments starting 01/04/2022 AND AUA 527,830.11 in 1 Equal Repayments starting 01/10/2021 AND AUA 467,235.93 in 1 Equal Repayments starting 01/04/2021 AND AUA 430,195.33 in 1 Equal Repayments starting 01/10/2020
2015013_1	Support to Technical Vocational Education and Training for Relevant Skills Development - Phase II	African Development Fund	Multilateral	GOK	21/08/2015	01/04/2055	6,639,733	AUA	-	Recorded in Tranche	Recorded in Tranche	7,095,478	Ministry of Education	This intervention: i) will increase enrollment in Technical and Vocational Education and Training (TVET) and will widen access through the increase in the number of workshops and classrooms in 11 technical training institutes (IFT), including 4 specialized, and the construction of 16 university residences; provide 26 IFTs with training materials for science, technology, engineering and mathematics (STEM) education; ii) improve the quality and relevance of training in TVET, set up a publication, printing and evaluation center for the Council for the Development, Evaluation and Certification of Study Programs (CDACC); iii) promote the development of entrepreneurship by training trainers and young people in entrepreneurship.	Ongoing	Nationwide	399,547,245	-	-	AUA 6,639,732.97 in 54 Equal Repayments starting 01/10/2025
2015012_1	Development of Solar Power Project in Garissa	Exim Bank of China	Bilateral	GOK	31/08/2015	21/03/2036	866,358,433	CNY	866,358,433.35	866,358,433	100.0%	Fully Drawn	State Department for Energy	-	Complete	Garrisa county	48,022,752	2.00	-	CNY 866,358,433.35 in 26 Equal Repayments starting 21/09/2023
2015011_1	Health Sector Policy for Attainment of the Universal Health Coverage	Government of Japan	Bilateral	GOK	17/08/2015	20/08/2055	4,000,000	JPK	4,000,000.00	4,000,000	100.0%	Fully Drawn	Ministry of Health	The project involved Health Sector Policy	Closed project	Country wide	7,795,664	0.25	-	JPK 3,930,420.00 in 60 Equal Repayments starting 20/02/2026 AND JPK 65,580.00 in 1 Other Repayments starting 20/08/2025 AND JPK 4,000.00 in 1 Other Repayments starting 20/02/2025
2015010_2	Itare Dam Project	Intesa SanPaolo	Buyers Credit	GOK	15/07/2015	28/10/2034	109,938,980	EUR	109,938,979.81	109,938,980	100.0%	Fully Drawn	State Department for Water and Sanitation	The project involved construction of Itare Dam Project	Stalled project	Nakuru County	-	-	1.15	EUR 109,938,979.81 in 30 Equal Repayments starting 15/01/2020
2015010_1	Itare Dam Project	Intesa SanPaolo	Buyers Credit	GOK	15/07/2015	28/10/2034	36,129,861	EUR	31,613,627.97	36,129,861	100.0%	Fully Drawn	State Department for Water and Sanitation	The project involved construction of Itare Dam Project	Stalled project	Nakuru County	963,685,565	-	4.60	EUR 36,129,860.54 in 8 Equal Repayments starting 15/01/2020
2015009_1	Cancer Care Treatment in Kisii Hospital Project	Arab Bank For Econ.Dev.In Africa	Multilateral	GOK	03/06/2015	30/04/2045	10,000,000	USD	58,054.79	58,055	0.6%	9,941,945	Ministry of Health	The project aims at providing the services of cancer detecting and treatment, mi imise the death rate and to reduce cost of treatment and travelling to the treaatment cenires in Nairobi and outside the country	Procurement of a contractor is on-going	Kisii County	-	1.00	-	USD 10,000,000.00 in 40 Equal Repayments starting 30/10/2025
2015008_1	East Africa Regional Transport, Trade and Development Facilitation	International Development Association	Multilateral	GOK	20/07/2015	15/05/2053	382,500,000	XDR	275,617,471.89	302,256,083	82.3%	64,226,278	State Department for Roads, ICT and National Treasury	Construction of Kenya South Sudan Link, improve digital connectivity and access to social services	Progressing well	Eldoret - Nadapal/Nakodo r Road Corridor	-	0.75	-	XDR 382,500,000.00 in 64 Equal Repayments starting 15/11/2021
2015007_1	Financial Sector Support	International Development Association	Multilateral	GOK	04/06/2015	01/02/2053	26,300,000	XDR	18,287,460.56	20,342,148	77.3%	5,957,852	The National Treasury	Increase access to financial services	Closed		-	0.75	-	XDR 26,300,000.00 in 64 Equal Repayments starting 01/08/2021
2015006_1	Health Financing for Basic Insurance for the Poor and Informally Employed	Govt of Fed. Republic of Germany - GTZ	Bilateral	GOK	26/02/2015	30/06/2055	20,000,000	EUR	-	Never Disbursed	Never Disbursed	20,000,000	MoH, NHIF	To facilitate universal health care through health financing for basic insurance for the poor and informally employed	Project had been suspended by KfW due to administrative issues at NHIF.	Country wide	-	0.75	-	EUR 17,384,000.00 in 53 Equal Repayments starting 30/06/2029 AND EUR 2,616,000.00 in 8 Equal Repayments starting 30/06/2025
2015005_1	Smallholder Irrigation in Mount Kenya Region Phase IV (SIMPK IV)	Govt of Fed. Republic of Germany - GTZ	Bilateral	GOK	26/02/2015	15/11/2059	8,000,000	EUR	2,768,680.67	2,952,818	34.6%	5,231,319	MoWSI	To finance smallholder irrigation programme in Mt. Kenya Region	The Subsidiary Loan Agreement (SL) signed in 2019 has been amended following the signing of supplimensal Loan Agreement of Euro 2.5 million in 2022. This will allow further drawdown of facility	Kirinyaga, Embu and Tharaka Nithi.	1,387,605	2.25	-	EUR 160,000.00 in 4 Equal Repayments starting 15/05/2058 AND EUR 810,000.00 in 10 Equal Repayments starting 15/11/2050 AND EUR 2,340,000.00 in 60 Equal Repayments starting 15/05/2028 AND EUR 4,590,000.00 in 51 Equal Repayments starting 15/05/2025

LOAN #	LOAN TITLE	CREDITOR NAME	CREDITOR CATEGORY	BORROWER	AGREEMENT DATE	MATURITY DATE	REVISED FINANCIAL AMOUNT (Tranche)	CURR	PRINCIPLE BALANCE AS AT 31/08/2023 (FX)	DRAWN AMOUNT	DISBURSEMENT RATE	UNDRAWN AMOUNT	IMPLEMENTING AGENCY	PROJECT DESCRIPTION	PROJECT IMPLEMENTATION STATUS	COUNTY	COMMITMENT FEES SIINCE 2012 (KSHS)	Fixed Interest Rate	Variable (Margin) Interest Rate	No. Principal Repayments
2015004_2	Mombasa- Mariakani Highway Project Lot 1-Mombasa-Kwa Jomvu	African Development Fund	Multilateral	GOK	22/05/2015	01/04/2055	83,759,417	USD	73,309,535.84	83,759,417	100.0%	Fully Drawn	Ministry of Roads and Transport	This project involves dualling of Mombasa –Mariakani (41.7 km) road including construction of drainage structures, grade separated junctions, pedestrian foot bridges across the road, road safety features, walkways, street	Ongoing	Mombasa, Kilifi and Kwale	-	0.75	-	Various Unequal repayments
2015004_1	Mombasa- Mariakani Highway Project Lot 1-Mombasa-Kwa Jomvu	African Development Fund	Multilateral	GOK	22/05/2015	01/04/2055	19,582,014	AUA	-	Recorded in Tranche	Recorded in Tranche	23,223,965	Ministry of Roads and Transport	This project involves dualling of Mombasa –Mariakani (41.7 km) road including construction of drainage structures, grade separated junctions, pedestrian foot bridges across the road, road safety features, walkways, street	Ongoing	Mombasa, Kilifi and Kwale	-	-	-	AUA 19,582,013.78 in 1 Equal Repayments starting 01/04/2035
2015003_1	Additional Financing for Lake Victoria Environment Management Project	International Development Association	Multilateral	GOK	07/07/2015	15/05/2053	6,300,880	XDR	5,907,074.62	6,300,880	100.0%	Fully Drawn	Ministry of Fisheries and Blue Economy	Management of water haycints	Closed	Kisumu	-	0.75	-	XDR 98,451.46 in 1 Equal Repayments starting 15/05/2053 AND XDR 6,202,428.12 in 63 Equal Repayments starting 15/11/2021
2015001_1	Medical Equipment Package for the Kabarnet Hospital	Government of Austria	Bilateral	GOK	27/02/2015	26/02/2037	3,000,000	EUR	2,382,352.94	3,000,000	100.0%	Fully Drawn	Ministry of Health	The project involved supply of medical equipment in Kabarnet hospital	Closed project	Baringo County	4,965,767	1.00	-	EUR 3,000,000.00 in 34 Equal Repayments starting 26/08/2020
2014023_1	Regional Pastoral Livelihoods and Resilience Project	International Development Association	Multilateral	GOK	19/05/2014	15/02/2054	50,200,000	XDR	50,200,000.00	50,200,000	100.0%	Fully Drawn	State Department for Livestock Dvlpt	Project entailed improving of pastrolist Livelihoods	Closed		-	0.75	-	XDR 40,160,000.00 in 40 Equal Repayments starting 15/08/2034 AND XDR 10,040,000.00 in 20 Equal Repayments starting 15/08/2024
2014022_2	East Africa Centre of Excellence for skills and Tertiary Education in Biomedical Sciences	African Development Fund	Multilateral	GOK	17/12/2014	01/04/2060	22,133,443	USD	19,991,415.31	22,133,443	100.0%	Fully Drawn	Ministry of Health	Construction of East Africa Kidney Institute (EAKI) with a 160 bed teaching and refferal hospital facility for training, reserach and service delivery. The project will also support equiping of the facility to to support high level diagnostics work, treatment and training, training of health personnel and development of a research framework, Supporingt EAC regional integration agenda in Higher Education and implementation of EAC labour mobility protocols	Ongoing	Nairobi County	-	0.75	-	Various Unequal repayments
2014022_1	East Africa Centre of Excellence for skills and Tertiary Education in Biomedical Sciences	African Development Fund	Multilateral	GOK	17/12/2014	01/04/2060	8,893,530	AUA	-	Recorded in Tranche	Recorded in Tranche	9,634,875	Ministry of Health	Construction of East Africa Kidney Institute (EAKI) with a 160 bed teaching and refferal hospital facility for training, reserach and service delivery. The project will also support equiping of the facility to to support high level diagnostics work, treatment and training, training of health personnel and development of a research framework, Supporingt EAC regional integration agenda in Higher Education and implementation of EAC labour mobility protocols	Ongoing	Nairobi County	-	-	-	AUA 8,893,530.36 in 53 Equal Repayments starting 01/04/2033
2014021_2	Last Mile Connectivity Project	African Development Fund	Multilateral	GOK	18/12/2014	01/10/2059	109,553,219	USD	98,768,451.19	109,553,219	100.0%	Fully Drawn	State Department for Energy/ Kenya Power and Lighting Company	The Last Mile Connectivity Project aimed at maximising the use of selected KPLC's 45,000 distribution transformers, spread across the 47 counties in the countr	Ongoing	All 47 counties	-	0.75	-	Various Unequal repayments
2014021_1	Last Mile Connectivity Project	African Development Fund	Multilateral	GOK	18/12/2014	01/10/2059	11,052,250	AUA	-	Recorded in Tranche	Recorded in Tranche	11,257,841	State Department for Energy/ Kenya Power and Lighting Company	The Last Mile Connectivity Project aimed at maximising the use of selected KPLC's 45,000 distribution transformers, spread across the 47 counties in the countr	Ongoing	All 47 counties	-	-	-	AUA 11,052,249.62 in 70 Equal Repayments starting 01/04/2025
2014020_1	Clinical Laboratory and Radiology Services Improvement Project	Government of Belgium	Bilateral	GOK	14/08/2014	14/08/2043	4,584,970	EUR	3,828,804.54	3,828,805	83.5%	756,165	Ministry of Health	The project covers 50 Health Centers and consists of the supply of Equipment, Training and Maintenance Services in order to improve the delivery of diagnostic services in Kenya through Modernization Plan of Clinical Waste Laboratories and Diagnostic Radiological Services	The project implementation is ongoing	Nationwide	-	-	-	EUR 4,584,970.00 in 20 Equal Repayments starting 14/08/2024
2014019_1	Clinical Laboratory and Radiology Services Improvement Project-KBC Bank	KBC BANK	Bilateral	GOK	14/08/2014	25/02/2024	3,391,290	EUR	339,129.00	3,391,290	100.0%	Fully Drawn	Ministry of Health	The project covers 50 Health Centers and consists of the supply of Equipment, Training and Maintenance Services in order to improve the delivery of diagnostic services in Kenya through Modernization Plan of Clinical Waste Laboratories and Diagnostic Radiological Services	The project implementation is ongoing	Nationwide	4,091,324	1.54	-	EUR 3,391,290.00 in 10 Equal Repayments starting 25/08/2019
2014018_1	Digital Terrestrial Television Network	Instituto De Credito:Kingdom Of Spain.	Bilateral	GOK	19/11/2014	25/03/2035	10,017,871	EUR	8,904,771.97	10,017,871	100.0%	Fully Drawn	State Department for Broadcasting and Telecommunications	The project involved digital terrestrial television network	Closed project	Nationalwide	-	0.85	-	EUR 10,388,903.00 in 28 Equal Repayments starting 25/09/2021
2014017_1	FISH Quality Control Laboratories in Kenya	Instituto De Credito:Kingdom Of Spain.	Bilateral	GOK	10/11/2014	25/09/2036	5,740,824	EUR	5,064,226.76	5,453,793	95.0%	287,041	State Department for Fisheries and Blue Economy	The project involved construction fish quality laboratories	The final payment has not be made	Nationalwide	9,571	1.04	-	EUR 287,041.34 in 1 Equal Repayments starting 25/09/2036 AND EUR 5,453,782.66 in 28 Equal Repayments starting 25/09/2022

LOAN #	LOAN TITLE	CREDITOR NAME	CREDITOR CATEGORY	BORROWER	AGREEMENT DATE	MATURITY DATE	REVISED FINANCIAL AMOUNT (Tranche)	CURR	PRINCIPLE BALANCE AS AT 31/08/2023 (FX)	DRAWN AMOUNT	DISBURSEMENT RATE	UNDRAWN AMOUNT	IMPLEMENTING AGENCY	PROJECT DESCRIPTION	PROJECT IMPLEMENTATION STATUS	COUNTY	COMMITMENT FEES SIINCE 2012 (KSHS)	Fixed Interest Rate	Variable (Margin) Interest Rate	No. Principal Repayments
2014014_1	Kenya Petroleum Technical Assistance Project	International Development Association	Multilateral	GOK	14/08/2014	15/04/2052	28,852,682	XDR	25,805,806.96	28,852,682	100.0%	Fully Drawn	State Department for Petroleum	The project financed technical assistance on petroleum	Closed		-	0.75	-	XDR 444,927.49 in 1 Equal Repayments starting 15/04/2052 AND XDR 25,360,879.47 in 57 Equal Repayments starting 15/10/2023 AND XDR 3,046,875.00 in 6 Equal Repayments starting 15/10/2020
2014013_1	Nairobi Water Distribution Network	Govt of Fed. Republic of Germany - GTZ	Bilateral	GOK	26/06/2014	30/06/2029	22,441,650	EUR	14,941,649.65	22,441,650	100.0%	Fully Drawn	-	-	Closed	Closed	75,574,163	9.72	-	EUR 1,191,649.65 in 1 Equal Repayments starting 30/06/2029 AND EUR 15,000,000.00 in 12 Equal Repayments starting 30/06/2023 AND EUR 8,750,000.00 in 7 Equal Repayments starting 31/12/2019
2014012_1	Stwamfield Development Bogoria-Silali Block	Govt of Fed. Republic of Germany - GTZ	Bilateral	GOK	10/07/2014	01/08/2029	72,380,952	EUR	43,005,850.29	77,371,565	96.6%	2,708,435	State Department of Energy	To finance water supply system, drilling of 15-20 geothermal wells, as well as undertaking project related consultancies in Paka, Korosi and Silali.	Feasibility Study is under procurement for the 13 wells drilled for exploration at Paka	Baringo	125,617,486	1.75	-	EUR 80,000,000.00 in 21 Equal Repayments starting 01/08/2015
2014011_1	International Sovereign Bond 10 Year Tranche Due 2024	Citigroup Global Markets Deutschland AG	Commercial Bank	GOK	24/06/2014	28/06/2024	2,000,000,000	USD	2,000,000,000.00	2,000,000,000	100.0%	Fully Drawn		budget support			-	6.88	-	USD 2,000,000,000.00 in 1 Other Repayments starting 24/06/2024
2014010_1	Economic and Technical Cooperation	Government of China	Bilateral	GOK	10/05/2014	01/06/2033	150,000,000	CNY	8,530,000.00	8,530,000	5.7%	141,470,000	-	The project entailed building skills and knowledge tranfers	Closed. The undrawn amount to be cancelled.		-	-	-	CNY 150,000,000.00 in 10 Equal Repayments starting 01/06/2024
2014009_1	Kenya Transport Sector Financing Agreement 2	International Development Association	Multilateral	GOK	31/03/2014	01/02/2054	131,651,404	XDR	131,651,403.78	131,651,404	100.0%	Fully Drawn	State Department for Transport	The project entailed onsiruction of roads	Closed		-	0.75	-	XDR 105,321,123.20 in 40 Equal Repayments starting 01/08/2034 AND XDR 26,330,280.80 in 20 Equal Repayments starting 01/08/2024
2014008_1	Kenya Mombasa Nairobi Standard Gauge Railway Project (comm)	Exim Bank of China	Bilateral	GOK	11/05/2014	21/07/2029	1,903,404,827	USD	1,202,150,417.31	1,903,404,827	100.0%	Fully Drawn	State Department for Transport	-	Complete	Numerous counties	3,053,786,658	-	3.60	USD 2,003,584,028.87 in 20 Equal Repayments starting 21/01/2020
2014006_1	Kenya Mombasa Nairobi Standard Gauge Railway project	Exim Bank of China	Bilateral	GOK	11/05/2014	21/07/2034	1,600,000,000	USD	1,353,846,153.85	1,600,000,000	100.0%	Fully Drawn	State Department for Transport	-	Complete	Numerous counties	549,595,055	2.00	-	USD 1,600,000,000.00 in 26 Equal Repayments starting 21/01/2022
2014005_1	Export Credit for Fire Fighting Equipment For Nairobi Cosmopolitan	Unicredit Bank Austria	Buyers Credit	GOK	03/04/2014	30/06/2030	5,100,000	EUR	3,757,894.74	5,100,000	100.0%	Fully Drawn	State Department for Water and Sanitation	The project involved supply of fire figting equipment for Nairobi cosmopolitan	Closed project	Nairobi County	7,032,888	-	-	EUR 5,100,000.00 in 19 Equal Repayments starting 30/06/2021
2014004_9	Suppy and Installation of Digital Radio Network and solar Panels (Tsavo and Central Rift Conservation)	Government of France	Bilateral	GOK	14/03/2014	30/06/2037	189,581	EUR	170,622.90	189,581	100.0%	Fully Drawn	State Department for Broadcasting and Telecommunication	The project involved suppy and Installation of Digital Radio Network and solar Panels (Tsavo and Central Rift Conservation)	Completed	Taita-Taveta, Kilifi, Bomet, Kericho and Nakuru, Narok	-	0.73	-	EUR 189,581.00 in 30 Equal Repayments starting 31/03/2022
2014004_8	Suppy and Installation of Digital Radio Network and solar Panels (Tsavo and Central Rift Conservation)	Government of France	Bilateral	GOK	14/03/2014	30/06/2037	573,246	EUR	515,921.40	573,246	100.0%	Fully Drawn	State Department for Broadcasting and Telecommunication	The project involved suppy and Installation of Digital Radio Network and solar Panels (Tsavo and Central Rift Conservation)	Completed	Taita-Taveta, Kilifi, Bomet, Kericho and Nakuru, Narok	-	0.73	-	EUR 573,246.00 in 30 Equal Repayments starting 31/03/2022
2014004_7	Suppy and Installation of Digital Radio Network and solar Panels (Tsavo and Central Rift Conservation)	Government of France	Bilateral	GOK	14/03/2014	30/06/2037	159,007	EUR	142,558.00	159,007	100.0%	Fully Drawn	State Department for Broadcasting and Telecommunication	The project involved suppy and Installation of Digital Radio Network and solar Panels (Tsavo and Central Rift Conservation)	Completed	Taita-Taveta, Kilifi, Bomet, Kericho and Nakuru, Narok	-	0.73	-	EUR 159,007.00 in 29 Equal Repayments starting 31/03/2022 AND EUR 5,507.00 in 1 Equal Repayments starting 30/09/2021
2014004_6	Suppy and Installation of Digital Radio Network and solar Panels (Tsavo and Central Rift Conservation)	Government of France	Bilateral	GOK	14/03/2014	30/06/2037	614,180	EUR	548,375.00	614,180	100.0%	Fully Drawn	State Department for Broadcasting and Telecommunication	The project involved suppy and Installation of Digital Radio Network and solar Panels (Tsavo and Central Rift Conservation)	Completed	Taita-Taveta, Kilifi, Bomet, Kericho and Nakuru, Narok	-	0.73	-	EUR 636,115.00 in 29 Equal Repayments starting 31/12/2021 AND EUR 21,941.00 in 1 Equal Repayments starting 30/06/2021
2014004_5	Suppy and Installation of Digital Radio Network and solar Panels (Tsavo and Central Rift Conservation)	Government of France	Bilateral	GOK	14/03/2014	30/06/2037	1,074,808	EUR	959,650.00	1,074,808	100.0%	Fully Drawn	State Department for Broadcasting and Telecommunication	The project involved suppy and Installation of Digital Radio Network and solar Panels (Tsavo and Central Rift Conservation)	Completed	Taita-Taveta, Kilifi, Bomet, Kericho and Nakuru, Narok	-	0.73	-	EUR 1,113,194.00 in 29 Equal Repayments starting 30/09/2021 AND EUR 38,404.00 in 1 Equal Repayments starting 31/03/2021
2014004_4	Suppy and Installation of Digital Radio Network and solar Panels (Tsavo and Central Rift Conservation)	Government of France	Bilateral	GOK	14/03/2014	30/06/2037	1,070,050	EUR	878,968.00	1,070,050	100.0%	Fully Drawn	State Department for Broadcasting and Telecommunication	The project involved suppy and Installation of Digital Radio Network and solar Panels (Tsavo and Central Rift Conservation)	Completed	Taita-Taveta, Kilifi, Bomet, Kericho and Nakuru, Narok	-	0.73	-	EUR 1,108,264.00 in 29 Equal Repayments starting 31/12/2020 AND EUR 38,218.00 in 1 Equal Repayments starting 30/06/2020
2014004_3	Suppy and Installation of Digital Radio Network and solar Panels (Tsavo and Central Rift Conservation)	Government of France	Bilateral	GOK	14/03/2014	30/06/2037	1,070,050	EUR	878,968.00	1,070,050	100.0%	Fully Drawn	State Department for Broadcasting and Telecommunication	The project involved suppy and Installation of Digital Radio Network and solar Panels (Tsavo and Central Rift Conservation)	Completed	Taita-Taveta, Kilifi, Bomet, Kericho and Nakuru, Narok	-	0.73	-	EUR 1,108,264.00 in 29 Equal Repayments starting 30/09/2020 AND EUR 38,218.00 in 1 Equal Repayments starting 31/03/2020
2014004_2	Suppy and Installation of Digital Radio Network and solar Panels (Tsavo and Central Rift Conservation)	Government of France	Bilateral	GOK	14/03/2014	30/06/2037	1,070,050	EUR	840,752.00	1,070,050	100.0%	Fully Drawn	State Department for Broadcasting and Telecommunication	The project involved suppy and Installation of Digital Radio Network and solar Panels (Tsavo and Central Rift Conservation)	Completed	Taita-Taveta, Kilifi, Bomet, Kericho and Nakuru, Narok	-	0.73	-	EUR 1,108,264.00 in 29 Equal Repayments starting 30/06/2020 AND EUR 38,218.00 in 1 Equal Repayments starting 31/12/2019
2014004_11	Suppy and Installation of Digital Radio Network and solar Panels (Tsavo and Central Rift Conservation)	Government of France	Bilateral	GOK	14/03/2014	30/06/2037	94,791	EUR	88,452.00	94,791	100.0%	Fully Drawn	State Department for Broadcasting and Telecommunication	The project involved suppy and Installation of Digital Radio Network and solar Panels (Tsavo and Central Rift Conservation)	Completed	Taita-Taveta, Kilifi, Bomet, Kericho and Nakuru, Narok	-	0.73	-	EUR 91,611.00 in 29 Equal Repayments starting 30/06/2023 AND EUR 3,180.00 in 1 Equal Repayments starting 31/12/2022
2014004_10	Suppy and Installation of Digital Radio Network and solar Panels (Tsavo and Central Rift Conservation)	Government of France	Bilateral	GOK	14/03/2014	30/06/2037	713,783	EUR	666,176.00	713,783	100.0%	Fully Drawn	State Department for Broadcasting and Telecommunication	The project involved suppy and Installation of Digital Radio Network and solar Panels (Tsavo and Central Rift Conservation)	Completed	Taita-Taveta, Kilifi, Bomet, Kericho and Nakuru, Narok	-	0.73	-	EUR 689,968.00 in 29 Equal Repayments starting 31/03/2023 AND EUR 23,815.00 in 1 Equal Repayments starting 30/09/2022
2014004_1	Suppy and Installation of Digital Radio Network and solar Panels (Tsavo and Central Rift Conservation)	Government of France	Bilateral	GOK	14/03/2014	30/06/2037	14,985	EUR	-	Recorded in Tranche	Recorded in Tranche	14,985	State Department for Broadcasting and Telecommunication	The project involved suppy and Installation of Digital Radio Network and solar Panels (Tsavo and Central Rift Conservation)	Completed. The undrawn amount was cancelled.	Marsabit County	-	-	-	EUR 14,985.00 in 1 Equal Repayments starting 30/06/2034
2014003_2	Nairobi Outering Road improvement Project	African Development Fund	Multilateral	GOK	27/01/2014	01/10/2063	107,464,601	USD	107,464,601.10	107,464,601	100.0%	Fully Drawn	Ministry of Roads and Transport	The project involved improvement of the existing 13km single carriageway road to a 2 dual carriageway complete with service roads, 6 grade-separated intersections, pedestrian footbridges, walkways and cycle tracks	Completed	Nairobi	-	0.75	-	AUA 96,577,849.93 in 60 Equal Repayments starting 01/04/2034 AND AUA 10,886,751.17 in 20 Equal Repayments starting 01/04/2024

LOAN #	LOAN TITLE	CREDITOR NAME	CREDITOR CATEGORY	BORROWER	AGREEMENT DATE	MATURITY DATE	REVISED FINANCE AMOUNT (Tranche)	CURR	PRINCIPLE BALANCE AS AT 31/08/2023 (FX)	DRAWN AMOUNT	DISBURSEMENT RATE	UNDRAWN AMOUNT	IMPLEMENTING AGENCY	PROJECT DESCRIPTION	PROJECT IMPLEMENTATION STATUS	COUNTY	COMMITMENT FEES SIINCE 2012 (KSHS)	Fixed Interest Rate	Variable (Margin) Interest Rate	No. Principal Repayments
2014002_2	Thwake Multi purpose Water Development	African Development Fund	Multilateral	GOK	27/01/2014	01/11/2063	76,945,798	USD	76,939,997.78	76,945,798	100.0%	Fully Drawn	Ministry of Water and Sanitation	The project involves construction of 77 m high rockfill dam, one intake tower with three penstocks for hydropower, one draught outlet for water supply, one draught outlet for irrigation; one service spillway and one emergency spillway	Ongoing	Kitui and Makueni counties	-	0.75	-	AUA 61,845,620.76 in 60 Equal Repayments starting 01/05/2034 AND AUA 15,100,177.02 in 20 Equal Repayments starting 01/05/2024
2014002_1	Thwake Multi purpose Water Development	African Development Fund	Multilateral	GOK	27/01/2014	01/11/2063	6,483,863	AUA	-	Recorded in Tranche	Recorded in Tranche	6,488,272	Ministry of Water and Sanitation	The project involves construction of 77 m high rockfill dam, one intake tower with three penstocks for hydropower, one draught outlet for water supply, one draught outlet for irrigation; one service spillway and one emergency spillway	Ongoing	Kitui and Makueni counties	-	-	-	AUA 6,007,819.25 in 60 Equal Repayments starting 01/05/2034 AND AUA 476,044.01 in 20 Equal Repayments starting 01/05/2024
2014001_1	Kenya Water Security and Climate Resilience Project- Lower Nzoia Irrigation Project Phase 1	Govt of Fed. Republic of Germany - GTZ	Bilateral	GOK	24/01/2014	31/12/2053	15,000,000	EUR	10,151,433.24	10,151,433	67.7%	4,848,567	MoWSI,	To finance climate resilience and water security for economic growth by financing water investment by progressively building longer term investment pipelines	Reduction of Initial project targets due to The escalation of project costs.N76 Backlog of Consultant invoices (GFA, Tractabel) at NIA, MoWSI.	Siaya and Busia	-	1.50	-	EUR 15,000,000.00 in 60 Equal Repayments starting 30/06/2024
2013032_1	Rural Electrification in Five Regions	Abu Dhabi Fund for Arab Econ Cooperation	Bilateral	GOK	23/09/2013	30/11/2032	36,730,000	AED	17,672,045.77	30,294,839	82.1%	6,573,154	State Department for Roads	The project entailed rural electrification in Eastern, Western, Nyanza, Central and Coast Regions	ongoing	National wide	-	2.50	-	AED 1,234,000.00 in 1 Equal Repayments starting 30/11/2032 AND AED 12,240,000.00 in 10 Equal Repayments starting 30/11/2027 AND AED 10,771,200.00 in 8 Equal Repayments starting 30/11/2023 AND AED 1,468,800.00 in 1 Equal Repayments starting 30/05/2023 AND AED 1,224,000.00 in 1 Equal Repayments starting 30/11/2022 AND AED 2,448,000.00 in 2 Equal Repayments starting 30/11/2021 AND AED 7,344,000.00 in 6 Equal Repayments starting 30/05/2018
2013031_1	Rural Electrification in Five Regions Project	Saudi Development Fund	Bilateral	GOK	06/09/2013	31/05/2043	45,000,000	SAR	17,366,342.59	17,366,343	38.6%	27,633,657	Ministry of Energy	Provision of electricity to public facilities and householdsin the rural areas	The project is Progressing well at 80%. To be completed by June, 2024	counties of Turkana, Mandera, Wajir, Laikipia and Samburu	-	1.00	-	SAR 45,000,000.00 in 40 Equal Repayments starting 30/11/2023
2013030_1	Nuno Modogashe Road Project	Saudi Development Fund	Bilateral	GOK	06/09/2013	31/05/2043	56,250,000	SAR	37,277,426.45	37,277,426	66.3%	18,972,574	State Department for Roads	The project entails Upgrading of the existing Nuno Modogashe Road to Bitumen standard, which is a section of the road that connects Garissa town to Wajir town. The road comprise of the gravel with an earth section with drainage culverts	Completed. The undrawn amount was cancelled.	Garissa County	-	1.00	-	SAR 56,250,000.00 in 40 Equal Repayments starting 30/11/2023
2013023_1	Additional Financing for Cash Transfer for Orphans and Vulnerable Children	International Development Association	Multilateral	GOK	05/12/2013	15/10/2053	6,564,415	XDR	6,564,415.08	6,564,415	100.0%	Fully Drawn	State Department for Social Services	The project overed cash transfers to OVC	Closed	47 Counties	-	0.75	-	XDR 5,251,532.06 in 40 Equal Repayments starting 15/04/2034 AND XDR 1,312,883.02 in 20 Equal Repayments starting 15/04/2024
2013022_1	Turnkey Construction of Drinking Water Facilities in Iten and Tambach	BELFIUS BANK SA	Buyers Credit	GOK	04/10/2013	15/03/2030	15,045,709	EUR	7,801,478.94	15,045,709	100.0%	Fully Drawn	Ministry of Water, Sanitation and Irrigation	Project entailed the supply and installation of water and sanitation services in Sabor and Iten	Closed	Sabor, Iten in Elgeiyo Marakwet County	-	-	-	EUR 557,248.42 in 1 Other Repayments starting 15/03/2030 AND EUR 14,488,460.00 in 26 Equal Repayments starting 16/03/2017
2013021_1	Rehabilitation of Water Supply and Sewarage for Olotokitok Town Project	Arab Bank For Econ.Dev.In Africa	Multilateral	GOK	04/09/2013	01/08/2045	10,000,000	USD	8,678,125.22	8,678,125	86.8%	1,321,875	-	The project involved rehabilitation of Water Supply and Sewarage for Olotokitok Town Project	Closed. The undrawn amount to be cancelled.	Kajiado County	-	1.00	-	Various unequal repayments
2013020_1	Kenya Electricity Expansion Project	Organisation of Petroleum Exp Countries	Multilateral	GOK	04/02/2013	15/08/2035	15,000,000	USD	10,084,777.93	13,084,778	87.2%	1,915,222	State Department for Roads	The project is to support Kenyas NorthEastern provincein achieving its full economic potential and improve the socio-economic welfare of its population through upgrading the Isiolo-Modogashe - Wajir-Mandera corridor	The project is at the procurement of project consultant	Wajir and Isiolo Counties	-	2.75	-	USD 15,000,000.00 in 30 Equal Repayments starting 15/02/2021
2013019_2	Kenyatta International Airport Emergency Terminal Construction - Amendment of 2004007	African Development Fund	Multilateral	GOK	24/12/2013	01/05/2033	14,690,000	AUA	-	Recorded in Tranche	Recorded in Tranche	14,690,000	Kenya Airport Authority	The project funds will be utilised to finance the construction of an interim terminal at the Jomo Kenyatta International Airport (JKIA)	Completed	Nairobi	-	-	-	AUA 14,690,000.00 in 20 Equal Repayments starting 01/11/2023
2013019_1	Kenyatta International Airport Emergency Terminal Construction - Amendment of 2004007	African Development Fund	Multilateral	GOK	24/12/2013	01/05/2033	3,130,000	AUA	-	Recorded in Tranche	Recorded in Tranche	3,130,000	Kenya Airport Authority	The project funds will be utilised to finance the construction of an interim terminal at the Jomo Kenyatta International Airport (JKIA)	Completed	Nairobi	-	-	-	AUA 3,130,000.00 in 20 Equal Repayments starting 01/11/2023
2013018_9	Ethiopia Power Interconnector Project	Agence Francaise De Development	Bilateral	GOK	16/12/2013	31/07/2034	3,970,560	EUR	3,308,799.97	3,970,560	100.0%	Fully Drawn	State Department for Energy	The project involves construction, between Kenya and Ethiopia, of an electrical interconnector consisting of a 500 kilovolt high-voltage	-	-	-	-	0.32	-	EUR 4,301,439.96 in 26 Equal Repayments starting 31/01/2021
2013018_7	Ethiopia Power Interconnector Project	Agence Francaise De Development	Bilateral	GOK	16/12/2013	31/07/2034	12,076,321	EUR	10,063,600.54	12,076,321	100.0%	Fully Drawn	State Department for Energy	The project involves construction, between Kenya and Ethiopia, of an electrical interconnector consisting of a 500 kilovolt high-voltage	Completed	-	-	0.25	-	EUR 13,082,680.70 in 26 Equal Repayments starting 31/01/2021
2013018_5	Ethiopia Power Interconnector Project	Agence Francaise De Development	Bilateral	GOK	16/12/2013	31/07/2034	4,862,389	EUR	4,051,990.48	4,862,389	100.0%	Fully Drawn	State Department for Energy	The project involves construction, between Kenya and Ethiopia, of an electrical interconnector consisting of a 500 kilovolt high-voltage	Completed	-	-	0.25	-	EUR 5,267,587.63 in 26 Equal Repayments starting 31/01/2021
2013018_4	Ethiopia Power Interconnector Project	Agence Francaise De Development	Bilateral	GOK	16/12/2013	31/07/2034	5,620,917	EUR	4,684,097.50	5,620,917	100.0%	Fully Drawn	State Department for Energy	The project involves construction, between Kenya and Ethiopia, of an electrical interconnector consisting of a 500 kilovolt high-voltage	Completed	-	-	0.25	-	EUR 6,089,326.75 in 26 Equal Repayments starting 31/01/2021
2013018_27	Ethiopia Power Interconnector Project	Agence Francaise De Development	Bilateral	GOK	16/12/2013	31/07/2034	29,285,248	EUR	22,527,114.09	29,285,248	100.0%	Fully Drawn	State Department for Energy	The project involves construction, between Kenya and Ethiopia, of an electrical interconnector consisting of a 500 kilovolt high-voltage	Completed	-	-	0.25	-	EUR 29,285,248.32 in 26 Equal Repayments starting 31/01/2021

LOAN #	LOAN TITLE	CREDITOR NAME	CREDITOR CATEGORY	BORROWER	AGREEMENT DATE	MATURITY DATE	REVIS... FINAN... AMOUNT (Tranche)	...IR	PRINCIPLE BALANCE AS AT 31/08/2023 (FX)	DRAWN AMOUNT	DISBURSEMENT RATE	UNDRAWN AMOUNT	IMPLEMENTING AGENCY	PROJ... ...PTION	PROJECT IMPLEMENTATION STATUS	COUNTY	COMMITMENT FEES SIINCE 2012 (KSHS)	Fixed Interest Rate	Variable (Margin) Interest Rate	No. Principal Repayments
2013018_26	Ethiopia Power Interconnector Project	Agence Francaise De Development	Bilateral	GOK	16/12/2013	31/07/2034	800,875	EUR	616,057.82	800,875	100.0%	Fully Drawn	State Department for Energy	The project involves construction, between Kenya and Ethiopia, of an electrical interconnector consisting of a 500 kilovolt high-voltage	Completed	-	-	0.25	-	EUR 800,875.17 in 26 Equal Repayments starting 31/01/2021
2013018_25	Ethiopia Power Interconnector Project	Agence Francaise De Development	Bilateral	GOK	16/12/2013	31/07/2034	1,909,331	EUR	1,468,715.86	1,909,331	100.0%	Fully Drawn	State Department for Energy	The project involves construction, between Kenya and Ethiopia, of an electrical interconnector consisting of a 500 kilovolt high-voltage	Completed	-	-	0.25	-	EUR 1,909,330.62 in 26 Equal Repayments starting 31/01/2021
2013018_24	Ethiopia Power Interconnector Project	Agence Francaise De Development	Bilateral	GOK	16/12/2013	31/07/2034	327,015	EUR	272,512.26	327,015	100.0%	Fully Drawn	State Department for Energy	The project involves construction, between Kenya and Ethiopia, of an electrical interconnector consisting of a 500 kilovolt high-voltage	Completed	-	-	0.25	-	EUR 354,265.94 in 26 Equal Repayments starting 31/01/2021
2013018_23	Ethiopia Power Interconnector Project	Agence Francaise De Development	Bilateral	GOK	16/12/2013	31/07/2034	309,951	EUR	258,292.90	309,951	100.0%	Fully Drawn	State Department for Energy	The project involves construction, between Kenya and Ethiopia, of an electrical interconnector consisting of a 500 kilovolt high-voltage	Completed	-	-	0.25	-	EUR 335,780.77 in 26 Equal Repayments starting 31/01/2021
2013018_22	Ethiopia Power Interconnector Project	Agence Francaise De Development	Bilateral	GOK	16/12/2013	31/07/2034	1,270,000	EUR	1,058,333.28	1,270,000	100.0%	Fully Drawn	State Department for Energy	The project involves construction, between Kenya and Ethiopia, of an electrical interconnector consisting of a 500 kilovolt high-voltage	Completed	-	-	0.25	-	EUR 158,749.89 in 2 Equal Repayments starting 31/07/2033 AND EUR 1,217,083.41 in 23 Equal Repayments starting 31/01/2021
2013018_21	Ethiopia Power Interconnector Project	Agence Francaise De Development	Bilateral	GOK	16/12/2013	31/07/2034	2,591,452	EUR	2,159,543.02	2,591,452	100.0%	Fully Drawn	State Department for Energy	The project involves construction, between Kenya and Ethiopia, of an electrical interconnector consisting of a 500 kilovolt high-voltage	Completed	-	-	0.25	-	EUR 2,807,405.93 in 26 Equal Repayments starting 31/01/2021
2013018_20	Ethiopia Power Interconnector Project	Agence Francaise De Development	Bilateral	GOK	16/12/2013	31/07/2034	398,065	EUR	331,721.03	398,065	100.0%	Fully Drawn	State Department for Energy	The project involves construction, between Kenya and Ethiopia, of an electrical interconnector consisting of a 500 kilovolt high-voltage	Completed	-	-	0.25	-	EUR 431,237.34 in 26 Equal Repayments starting 31/01/2021
2013018_2	Ethiopia Power Interconnector Project	Agence Francaise De Development	Bilateral	GOK	16/12/2013	31/07/2034	1,093,295	EUR	911,078.75	1,093,295	100.0%	Fully Drawn	State Department for Energy	The project involves construction, between Kenya and Ethiopia, of an electrical interconnector consisting of a 500 kilovolt high-voltage	Completed	-	-	0.25	-	EUR 1,184,402.38 in 26 Equal Repayments starting 31/01/2021
2013018_19	Ethiopia Power Interconnector Project	Agence Francaise De Development	Bilateral	GOK	16/12/2013	31/07/2034	2,209,766	EUR	1,841,472.01	2,209,766	100.0%	Fully Drawn	State Department for Energy	The project involves construction, between Kenya and Ethiopia, of an electrical interconnector consisting of a 500 kilovolt high-voltage	Completed	-	-	0.25	-	EUR 2,393,913.61 in 26 Equal Repayments starting 31/01/2021
2013018_18	Ethiopia Power Interconnector Project	Agence Francaise De Development	Bilateral	GOK	16/12/2013	31/07/2034	60,571	EUR	50,476.08	60,571	100.0%	Fully Drawn	State Department for Energy	The project involves construction, between Kenya and Ethiopia, of an electrical interconnector consisting of a 500 kilovolt high-voltage	Completed	-	-	0.25	-	EUR 65,618.91 in 26 Equal Repayments starting 31/01/2021
2013018_17	Ethiopia Power Interconnector Project	Agence Francaise De Development	Bilateral	GOK	16/12/2013	31/07/2034	49,480	EUR	41,233.73	49,480	100.0%	Fully Drawn	State Department for Energy	The project involves construction, between Kenya and Ethiopia, of an electrical interconnector consisting of a 500 kilovolt high-voltage	Completed	-	-	0.25	-	EUR 53,603.85 in 26 Equal Repayments starting 31/01/2021
2013018_16	Ethiopia Power Interconnector Project	Agence Francaise De Development	Bilateral	GOK	16/12/2013	31/07/2034	160,967	EUR	134,139.25	160,967	100.0%	Fully Drawn	State Department for Energy	The project involves construction, between Kenya and Ethiopia, of an electrical interconnector consisting of a 500 kilovolt high-voltage	Completed	-	-	0.25	-	EUR 174,381.03 in 26 Equal Repayments starting 31/01/2021
2013018_15	Ethiopia Power Interconnector Project	Agence Francaise De Development	Bilateral	GOK	16/12/2013	31/07/2034	2,181,252	EUR	1,817,709.61	2,181,252	100.0%	Fully Drawn	State Department for Energy	The project involves construction, between Kenya and Ethiopia, of an electrical interconnector consisting of a 500 kilovolt high-voltage	Completed	-	-	0.25	-	EUR 2,363,022.49 in 26 Equal Repayments starting 31/01/2021
2013018_14	Ethiopia Power Interconnector Project	Agence Francaise De Development	Bilateral	GOK	16/12/2013	31/07/2034	1,161,955	EUR	968,295.68	1,161,955	100.0%	Fully Drawn	State Department for Energy	The project involves construction, between Kenya and Ethiopia, of an electrical interconnector consisting of a 500 kilovolt high-voltage	Completed	-	-	0.25	-	EUR 1,258,784.38 in 26 Equal Repayments starting 31/01/2021
2013018_13	Ethiopia Power Interconnector Project	Agence Francaise De Development	Bilateral	GOK	16/12/2013	31/07/2034	7,092,691	EUR	5,910,575.82	7,092,691	100.0%	Fully Drawn	State Department for Energy	The project involves construction, between Kenya and Ethiopia, of an electrical interconnector consisting of a 500 kilovolt high-voltage	Completed	-	-	0.25	-	EUR 7,683,748.56 in 26 Equal Repayments starting 31/01/2021
2013018_12	Ethiopia Power Interconnector Project	Agence Francaise De Development	Bilateral	GOK	16/12/2013	31/07/2034	3,316,405	EUR	2,763,670.59	3,316,405	100.0%	Fully Drawn	State Department for Energy	The project involves construction, between Kenya and Ethiopia, of an electrical interconnector consisting of a 500 kilovolt high-voltage	Completed	-	-	0.25	-	EUR 3,592,771.77 in 26 Equal Repayments starting 31/01/2021
2013018_11	Ethiopia Power Interconnector Project	Agence Francaise De Development	Bilateral	GOK	16/12/2013	31/07/2034	2,940,301	EUR	2,450,250.98	2,940,301	100.0%	Fully Drawn	State Department for Energy	The project involves construction, between Kenya and Ethiopia, of an electrical interconnector consisting of a 500 kilovolt high-voltage	Completed	-	-	0.25	-	EUR 3,185,326.28 in 26 Equal Repayments starting 31/01/2021
2013018_10	Ethiopia Power Interconnector Project	Agence Francaise De Development	Bilateral	GOK	16/12/2013	31/07/2034	2,772,382	EUR	2,310,318.62	2,772,382	100.0%	Fully Drawn	State Department for Energy	The project involves construction, between Kenya and Ethiopia, of an electrical interconnector consisting of a 500 kilovolt high-voltage	Completed	-	-	0.25	-	EUR 3,003,414.21 in 26 Equal Repayments starting 31/01/2021
2013017_8	Nothern Collector Phase 1(Expansion of Nairobi Water Suppy)	Agence Francaise De Development	Bilateral	GOK	16/12/2013	31/10/2044	557,589	EUR	508,390.32	557,589	100.0%	Fully Drawn	Athi Water Works Development Agency	Scale up access to Drinking Water in Nairobi	Last component of the project is being implemented	Nairobi	-	0.25	-	EUR 557,589.38 in 34 Equal Repayments starting 30/04/2022
2013017_7	Nothern Collector Phase 1(Expansion of Nairobi Water Suppy)	Agence Francaise De Development	Bilateral	GOK	16/12/2013	31/10/2044	1,795,557	EUR	1,637,124.84	1,795,557	100.0%	Fully Drawn	Athi Water Works Development Agency	Scale up access to Drinking Water in Nairobi	Last component of the project is being implemented	Nairobi	-	0.25	-	EUR 1,795,557.37 in 34 Equal Repayments starting 30/04/2022
2013017_6	Nothern Collector Phase 1(Expansion of Nairobi Water Suppy)	Agence Francaise De Development	Bilateral	GOK	16/12/2013	31/10/2044	3,518,063	EUR	3,207,645.44	3,518,063	100.0%	Fully Drawn	Athi Water Works Development Agency	Scale up access to Drinking Water in Nairobi	Last component of the project is being implemented	Nairobi	-	0.50	-	EUR 3,518,062.74 in 34 Equal Repayments starting 30/04/2022
2013017_5	Nothern Collector Phase 1(Expansion of Nairobi Water Suppy)	Agence Francaise De Development	Bilateral	GOK	16/12/2013	31/10/2044	11,354,034	EUR	10,352,207.65	11,354,034	100.0%	Fully Drawn	Athi Water Works Development Agency	Scale up access to Drinking Water in Nairobi	Last component of the project is being implemented	Nairobi	-	0.25	-	EUR 11,354,034.20 in 34 Equal Repayments starting 30/04/2022
2013017_43	Nothern Collector Phase 1(Expansion of Nairobi Water Suppy)	Agence Francaise De Development	Bilateral	GOK	16/12/2013	31/10/2044	474,139	EUR	474,139.31	474,139	100.0%	Fully Drawn	Athi Water Works Development Agency	Scale up access to Drinking Water in Nairobi	Last component of the project is being implemented	Nairobi	-	1.61	-	EUR 474,139.31 in 34 Equal Repayments starting 31/10/2023
2013017_42	Nothern Collector Phase 1(Expansion of Nairobi Water Suppy)	Agence Francaise De Development	Bilateral	GOK	16/12/2013	31/10/2044	9,334,939	EUR	9,334,938.64	9,334,939	100.0%	Fully Drawn	Athi Water Works Development Agency	Scale up access to Drinking Water in Nairobi	Last component of the project is being implemented	Nairobi	-	2.13	-	EUR 9,334,938.64 in 34 Equal Repayments starting 31/10/2023

LOAN #	LOAN TITLE	CREDITOR NAME	CREDITOR CATEGORY	BORROWER	AGREEMENT DATE	MATURITY DATE	REVI... FINAN... AMOUNT (Tranche)	...RR	PRINCIPLE BALANCE AS AT 31/08/2023 (FX)	DRAWN AMOUNT	DISBURSEMENT RATE	UNDRAWN AMOUNT	IMPLEMENTING AGENCY	PROJ... ...PTION	PROJECT IMPLEMENTATION STATUS	COUNTY	COMMITMENT FEES SIINCE 2012 (KSHS)	Fixed Interest Rate	Variable (Margin) Interest Rate	No. Principal Repayments
2013017_41	Nothern Collector Phase 1(Expansion of Nairobi Water Suppy)	Agence Francaise De Development	Bilateral	GOK	16/12/2013	31/10/2044	1,504,920	EUR	1,504,920.01	1,504,920	100.0%	Fully Drawn	Athi Water Works Development Agency	Scale up access to Drinking Water in Nairobi	Last component of the project is being implemented	Nairobi	-	0.72	-	EUR 1,504,920.01 in 34 Equal Repayments starting 31/10/2023
2013017_40	Nothern Collector Phase 1(Expansion of Nairobi Water Suppy)	Agence Francaise De Development	Bilateral	GOK	16/12/2013	31/10/2044	472,239	EUR	472,238.87	472,239	100.0%	Fully Drawn	Athi Water Works Development Agency	Scale up access to Drinking Water in Nairobi	Last component of the project is being implemented	Nairobi	-	0.25	-	EUR 472,238.87 in 34 Equal Repayments starting 31/10/2023
2013017_4	Nothern Collector Phase 1(Expansion of Nairobi Water Suppy)	Agence Francaise De Development	Bilateral	GOK	16/12/2013	31/10/2044	2,759,884	EUR	2,516,364.99	2,759,884	100.0%	Fully Drawn	Athi Water Works Development Agency	Scale up access to Drinking Water in Nairobi	Last component of the project is being implemented	Nairobi	-	0.25	-	EUR 2,759,884.18 in 34 Equal Repayments starting 30/04/2022
2013017_39	Nothern Collector Phase 1(Expansion of Nairobi Water Suppy)	Agence Francaise De Development	Bilateral	GOK	16/12/2013	31/10/2044	1,204,894	EUR	1,204,893.78	1,204,894	100.0%	Fully Drawn	Athi Water Works Development Agency	Scale up access to Drinking Water in Nairobi	Last component of the project is being implemented	Nairobi	-	0.25	-	EUR 1,204,893.78 in 34 Equal Repayments starting 31/10/2023
2013017_38	Nothern Collector Phase 1(Expansion of Nairobi Water Suppy)	Agence Francaise De Development	Bilateral	GOK	16/12/2013	31/10/2044	1,179,016	EUR	1,074,984.83	1,179,016	100.0%	Fully Drawn	Athi Water Works Development Agency	Scale up access to Drinking Water in Nairobi	Last component of the project is being implemented	Nairobi	-	0.25	-	EUR 1,179,015.62 in 34 Equal Repayments starting 30/04/2022
2013017_37	Nothern Collector Phase 1(Expansion of Nairobi Water Suppy)	Agence Francaise De Development	Bilateral	GOK	16/12/2013	31/10/2044	1,067,099	EUR	972,943.13	1,067,099	100.0%	Fully Drawn	Athi Water Works Development Agency	Scale up access to Drinking Water in Nairobi	Last component of the project is being implemented	Nairobi	-	0.25	-	EUR 1,067,098.92 in 34 Equal Repayments starting 30/04/2022
2013017_36	Nothern Collector Phase 1(Expansion of Nairobi Water Suppy)	Agence Francaise De Development	Bilateral	GOK	16/12/2013	31/10/2044	2,541,344	EUR	2,317,108.17	2,541,344	100.0%	Fully Drawn	Athi Water Works Development Agency	Scale up access to Drinking Water in Nairobi	Last component of the project is being implemented	Nairobi	-	0.25	-	EUR 2,541,344.44 in 34 Equal Repayments starting 30/04/2022
2013017_35	Nothern Collector Phase 1(Expansion of Nairobi Water Suppy)	Agence Francaise De Development	Bilateral	GOK	16/12/2013	31/10/2044	1,499,422	EUR	1,367,120.08	1,499,422	100.0%	Fully Drawn	Athi Water Works Development Agency	Scale up access to Drinking Water in Nairobi	Last component of the project is being implemented	Nairobi	-	0.25	-	EUR 1,499,422.02 in 34 Equal Repayments starting 30/04/2022
2013017_34	Nothern Collector Phase 1(Expansion of Nairobi Water Suppy)	Agence Francaise De Development	Bilateral	GOK	16/12/2013	31/10/2044	490,808	EUR	447,501.31	490,808	100.0%	Fully Drawn	Athi Water Works Development Agency	Scale up access to Drinking Water in Nairobi	Last component of the project is being implemented	Nairobi	-	0.25	-	EUR 490,807.89 in 34 Equal Repayments starting 30/04/2022
2013017_33	Nothern Collector Phase 1(Expansion of Nairobi Water Suppy)	Agence Francaise De Development	Bilateral	GOK	16/12/2013	31/10/2044	3,000,000	EUR	2,735,294.12	3,000,000	100.0%	Fully Drawn	Athi Water Works Development Agency	Scale up access to Drinking Water in Nairobi	Last component of the project is being implemented	Nairobi	-	0.25	-	EUR 3,000,000.00 in 34 Equal Repayments starting 30/04/2022
2013017_32	Nothern Collector Phase 1(Expansion of Nairobi Water Suppy)	Agence Francaise De Development	Bilateral	GOK	16/12/2013	31/10/2044	1,455,303	EUR	1,326,893.47	1,455,303	100.0%	Fully Drawn	Athi Water Works Development Agency	Scale up access to Drinking Water in Nairobi	Last component of the project is being implemented	Nairobi	-	0.25	-	EUR 1,455,302.52 in 34 Equal Repayments starting 30/04/2022
2013017_31	Nothern Collector Phase 1(Expansion of Nairobi Water Suppy)	Agence Francaise De Development	Bilateral	GOK	16/12/2013	31/10/2044	2,701,269	EUR	2,462,921.99	2,701,269	100.0%	Fully Drawn	Athi Water Works Development Agency	Scale up access to Drinking Water in Nairobi	Last component of the project is being implemented	Nairobi	-	0.25	-	EUR 2,701,269.28 in 34 Equal Repayments starting 30/04/2022
2013017_30	Nothern Collector Phase 1(Expansion of Nairobi Water Suppy)	Agence Francaise De Development	Bilateral	GOK	16/12/2013	31/10/2044	1,601,176	EUR	1,459,895.77	1,601,176	100.0%	Fully Drawn	Athi Water Works Development Agency	Scale up access to Drinking Water in Nairobi	Last component of the project is being implemented	Nairobi	-	0.25	-	EUR 1,601,176.01 in 34 Equal Repayments starting 30/04/2022
2013017_29	Nothern Collector Phase 1(Expansion of Nairobi Water Suppy)	Agence Francaise De Development	Bilateral	GOK	16/12/2013	31/10/2044	4,018,998	EUR	3,664,380.34	4,018,998	100.0%	Fully Drawn	Athi Water Works Development Agency	Scale up access to Drinking Water in Nairobi	Last component of the project is being implemented	Nairobi	-	0.25	-	EUR 4,018,997.79 in 34 Equal Repayments starting 30/04/2022
2013017_28	Nothern Collector Phase 1(Expansion of Nairobi Water Suppy)	Agence Francaise De Development	Bilateral	GOK	16/12/2013	31/10/2044	784,981	EUR	715,718.15	784,981	100.0%	Fully Drawn	Athi Water Works Development Agency	Scale up access to Drinking Water in Nairobi	Last component of the project is being implemented	Nairobi	-	3.41	-	EUR 784,981.20 in 34 Equal Repayments starting 30/04/2022
2013017_27	Nothern Collector Phase 1(Expansion of Nairobi Water Suppy)	Agence Francaise De Development	Bilateral	GOK	16/12/2013	31/10/2044	2,405,192	EUR	2,192,968.99	2,405,192	100.0%	Fully Drawn	Athi Water Works Development Agency	Scale up access to Drinking Water in Nairobi	Last component of the project is being implemented	Nairobi	-	3.41	-	EUR 2,405,191.79 in 34 Equal Repayments starting 30/04/2022
2013017_26	Nothern Collector Phase 1(Expansion of Nairobi Water Suppy)	Agence Francaise De Development	Bilateral	GOK	16/12/2013	31/10/2044	2,025,461	EUR	1,846,743.47	2,025,461	100.0%	Fully Drawn	Athi Water Works Development Agency	Scale up access to Drinking Water in Nairobi	Last component of the project is being implemented	Nairobi	-	0.25	-	EUR 2,025,460.58 in 34 Equal Repayments starting 30/04/2022
2013017_25	Nothern Collector Phase 1(Expansion of Nairobi Water Suppy)	Agence Francaise De Development	Bilateral	GOK	16/12/2013	31/10/2044	771,031	EUR	702,998.56	771,031	100.0%	Fully Drawn	Athi Water Works Development Agency	Scale up access to Drinking Water in Nairobi	Last component of the project is being implemented	Nairobi	-	0.29	-	EUR 771,030.68 in 34 Equal Repayments starting 30/04/2022
2013017_24	Nothern Collector Phase 1(Expansion of Nairobi Water Suppy)	Agence Francaise De Development	Bilateral	GOK	16/12/2013	31/10/2044	3,000,000	EUR	2,735,294.12	3,000,000	100.0%	Fully Drawn	Athi Water Works Development Agency	Scale up access to Drinking Water in Nairobi	Last component of the project is being implemented	Nairobi	-	0.29	-	EUR 3,000,000.00 in 34 Equal Repayments starting 30/04/2022
2013017_23	Nothern Collector Phase 1(Expansion of Nairobi Water Suppy)	Agence Francaise De Development	Bilateral	GOK	16/12/2013	31/10/2044	2,793,213	EUR	2,546,753.45	2,793,213	100.0%	Fully Drawn	Athi Water Works Development Agency	Scale up access to Drinking Water in Nairobi	Last component of the project is being implemented	Nairobi	-	0.29	-	EUR 2,793,213.46 in 34 Equal Repayments starting 30/04/2022
2013017_22	Nothern Collector Phase 1(Expansion of Nairobi Water Suppy)	Agence Francaise De Development	Bilateral	GOK	16/12/2013	31/10/2044	1,482,730	EUR	1,351,900.79	1,482,730	100.0%	Fully Drawn	Athi Water Works Development Agency	Scale up access to Drinking Water in Nairobi	Last component of the project is being implemented	Nairobi	-	0.25	-	EUR 1,482,729.90 in 34 Equal Repayments starting 30/04/2022
2013017_21	Nothern Collector Phase 1(Expansion of Nairobi Water Suppy)	Agence Francaise De Development	Bilateral	GOK	16/12/2013	31/10/2044	2,274,561	EUR	2,073,864.49	2,274,561	100.0%	Fully Drawn	Athi Water Works Development Agency	Scale up access to Drinking Water in Nairobi	Last component of the project is being implemented	Nairobi	-	0.25	-	EUR 2,274,561.05 in 34 Equal Repayments starting 30/04/2022
2013017_20	Nothern Collector Phase 1(Expansion of Nairobi Water Suppy)	Agence Francaise De Development	Bilateral	GOK	16/12/2013	31/10/2044	1,759,474	EUR	1,604,226.43	1,759,474	100.0%	Fully Drawn	Athi Water Works Development Agency	Scale up access to Drinking Water in Nairobi	Last component of the project is being implemented	Nairobi	-	0.25	-	EUR 1,759,474.15 in 34 Equal Repayments starting 30/04/2022
2013017_2	Nothern Collector Phase 1(Expansion of Nairobi Water Suppy)	Agence Francaise De Development	Bilateral	GOK	16/12/2013	31/10/2044	3,000,000	EUR	2,735,294.12	3,000,000	100.0%	Fully Drawn	Athi Water Works Development Agency	Scale up access to Drinking Water in Nairobi	Last component of the project is being implemented	Nairobi	-	0.26	-	EUR 3,000,000.00 in 34 Equal Repayments starting 30/04/2022
2013017_1	Nothern Collector Phase 1(Expansion of Nairobi Water Suppy)	Agence Francaise De Development	Bilateral	GOK	16/12/2013	31/10/2044	23,919,405	EUR	-	Recorded in Tranche	Recorded in Tranche	27,172,664	Athi Water Works Development Agency	Scale up access to Drinking Water in Nairobi	Last component of the project is being implemented	Nairobi	34,950,156	-	-	EUR 23,919,405.33 in 1 Equal Repayments starting 31/10/2044
2013016_1	Clinical Waste Disposal Project. Medical Supplies	BNP PARIBAS FPORTIS	Buyers Credit	GOK	12/12/2013	30/09/2031	9,133,408	EUR	5,786,930.97	9,133,408	100.0%	Fully Drawn	Ministry of Health	The project entailed supply and installation of 10 incinerators in County Health Facilities	Closed	Kenyatta National Hospital, Nakuru, Embu, Eldoret, Kisii, Kisumu, Kakamega, Machakos, Mombasa and Nyeri.	32,197,364	-	1.10	EUR 8,510,192.60 in 25 Equal Repayments starting 30/09/2019 AND EUR 623,215.40 in 2 Equal Repayments starting 30/09/2018

LOAN #	LOAN TITLE	CREDITOR NAME	CREDITOR CATEGORY	BORROWER	AGREEMENT DATE	MATURITY DATE	REVI... FINAN... AMOUNT (Tranche)	...R	PRINCIPLE BALANCE AS AT 31/08/2023 (FX)	DRAWN AMOUNT	DISBURSEMENT RATE	UNDRAWN AMOUNT	IMPLEMENTING AGENCY	PROJ... ...PTION	PROJECT IMPLEMENTATION STATUS	COUNTY	COMMITMENT FEES SINCE 2012 (KSHS)	Fixed Interest Rate	Variable (Margin) Interest Rate	No. Principal Repayments
2013015_1	Upgrade of Juja Substation Project	Government of Finland	Bilateral	GOK	16/12/2013	01/03/2025	20,258,959	EUR	4,752,480.97	20,258,959	100.0%	Fully Drawn	Ministry of Energy	Project entailed supply and installation of electrical works in Juja Substation	closed	Juja Substation in Kiambu County	32,226,799	-	-	EUR 16,633,683.08 in 14 Equal Repayments starting 01/09/2018 AND EUR 969,454.98 in 1 Other Repayments starting 01/03/2018 AND EUR 885,637.33 in 1 Other Repayments starting 01/09/2017 AND EUR 843,098.76 in 1 Other Repayments starting 01/03/2017 AND EUR 723,292.13 in 1 Other Repayments starting 01/09/2016 AND EUR 103,014.87 in 1 Equal Repayments starting 18/03/2016 AND EUR 5,038.87 in 1 Other Repayments starting 01/03/2016 AND EUR 95,738.55 in 1 Other Repayments starting 01/09/2015
2013014_1	Nairobi City Center E.H.V and 66 KV Network Upgrade and Reinforecement Project	Exim Bank of China	Bilateral	GOK	01/11/2013	21/09/2033	800,961,538	CNY	672,807,692.31	800,961,538	100.0%	Fully Drawn	State Department for Energy	-	Complete	National wide	46,535,588	2.00	-	CNY 833,000,000.00 in 26 Equal Repayments starting 21/03/2021
2013013_9	Scaling up of Energy Access	Agence Francaise De Development	Bilateral	GOK	25/03/2013	31/03/2033	704,389	EUR	495,680.92	704,389	100.0%	Fully Drawn	State Department for Energy	The project provision of access to electricity or produce decentralized power generation using small scale renewable energy	Completed	country wide	-	0.37	-	EUR 756,565.62 in 29 Equal Repayments starting 30/09/2018
2013013_8	Scaling up of Energy Access	Agence Francaise De Development	Bilateral	GOK	25/03/2013	31/03/2033	2,279,579	EUR	-	2,279,579	100.0%	Fully Drawn	State Department for Energy	The project provision of access to electricity or produce decentralized power generation using small scale renewable energy	Completed	country wide	-	0.25	-	EUR 2,448,436.40 in 29 Equal Repayments starting 30/09/2018
2013013_7	Scaling up of Energy Access	Agence Francaise De Development	Bilateral	GOK	25/03/2013	31/03/2033	111,825	EUR	78,691.61	111,825	100.0%	Fully Drawn	State Department for Energy	The project provision of access to electricity or produce decentralized power generation using small scale renewable energy	Completed	country wide	-	0.28	-	EUR 120,108.25 in 29 Equal Repayments starting 30/09/2018
2013013_6	Scaling up of Energy Access	Agence Francaise De Development	Bilateral	GOK	25/03/2013	31/03/2033	666,563	EUR	469,062.56	666,563	100.0%	Fully Drawn	State Department for Energy	The project provision of access to electricity or produce decentralized power generation using small scale renewable energy	Completed	country wide	-	0.25	-	EUR 715,937.59 in 29 Equal Repayments starting 30/09/2018
2013013_5	Scaling up of Energy Access	Agence Francaise De Development	Bilateral	GOK	25/03/2013	31/03/2033	232,934	EUR	163,916.71	232,934	100.0%	Fully Drawn	State Department for Energy	The project provision of access to electricity or produce decentralized power generation using small scale renewable energy	Completed	country wide	-	0.29	-	EUR 250,188.67 in 29 Equal Repayments starting 30/09/2018
2013013_43	Scaling up of Energy Access	Agence Francaise De Development	Bilateral	GOK	25/03/2013	31/03/2033	1,089,547	EUR	871,637.98	1,089,547	100.0%	Fully Drawn	State Department for Energy	The project provision of access to electricity or produce decentralized power generation using small scale renewable energy	Completed	country wide	-	0.25	-	EUR 1,176,711.27 in 27 Equal Repayments starting 31/03/2020
2013013_42	Scaling up of Energy Access	Agence Francaise De Development	Bilateral	GOK	25/03/2013	31/03/2033	17,870,369	EUR	-	17,870,369	100.0%	Fully Drawn	State Department for Energy	The project provision of access to electricity or produce decentralized power generation using small scale renewable energy	Completed	country wide	-	0.25	-	EUR 19,299,998.00 in 27 Equal Repayments starting 31/03/2020
2013013_41	Scaling up of Energy Access	Agence Francaise De Development	Bilateral	GOK	25/03/2013	31/03/2033	217,394	EUR	80,516.45	217,394	100.0%	Fully Drawn	State Department for Energy	The project provision of access to electricity or produce decentralized power generation using small scale renewable energy	Completed	country wide	-	0.46	-	EUR 233,497.71 in 29 Equal Repayments starting 30/03/2014
2013013_40	Scaling up of Energy Access	Agence Francaise De Development	Bilateral	GOK	25/03/2013	31/03/2033	1,241,416	EUR	459,783.60	1,241,416	100.0%	Fully Drawn	State Department for Energy	The project provision of access to electricity or produce decentralized power generation using small scale renewable energy	Completed	country wide	-	0.46	-	EUR 1,333,372.44 in 29 Equal Repayments starting 30/03/2014
2013013_4	Scaling up of Energy Access	Agence Francaise De Development	Bilateral	GOK	25/03/2013	31/03/2033	2,793,103	EUR	1,965,517.24	2,793,103	100.0%	Fully Drawn	State Department for Energy	The project provision of access to electricity or produce decentralized power generation using small scale renewable energy	Completed	country wide	-	0.47	-	EUR 3,000,000.00 in 29 Equal Repayments starting 30/09/2018
2013013_39	Scaling up of Energy Access	Agence Francaise De Development	Bilateral	GOK	25/03/2013	31/03/2033	873,794	EUR	323,627.51	873,794	100.0%	Fully Drawn	State Department for Energy	The project provision of access to electricity or produce decentralized power generation using small scale renewable energy	Completed	country wide	-	0.46	-	EUR 938,519.77 in 29 Equal Repayments starting 30/03/2014
2013013_38	Scaling up of Energy Access	Agence Francaise De Development	Bilateral	GOK	25/03/2013	31/03/2033	658,231	EUR	243,789.14	658,231	100.0%	Fully Drawn	State Department for Energy	The project provision of access to electricity or produce decentralized power generation using small scale renewable energy	Completed	country wide	-	0.46	-	EUR 706,988.51 in 29 Equal Repayments starting 30/03/2014
2013013_37	Scaling up of Energy Access	Agence Francaise De Development	Bilateral	GOK	25/03/2013	31/03/2033	455,137	EUR	168,569.16	455,137	100.0%	Fully Drawn	State Department for Energy	The project provision of access to electricity or produce decentralized power generation using small scale renewable energy	Completed	country wide	-	0.25	-	EUR 488,850.55 in 29 Equal Repayments starting 30/03/2014
2013013_36	Scaling up of Energy Access	Agence Francaise De Development	Bilateral	GOK	25/03/2013	31/03/2033	253,565	EUR	131,478.09	253,565	100.0%	Fully Drawn	State Department for Energy	The project provision of access to electricity or produce decentralized power generation using small scale renewable energy	Completed	country wide	-	0.25	-	EUR 272,347.47 in 29 Equal Repayments starting 30/03/2016
2013013_35	Scaling up of Energy Access	Agence Francaise De Development	Bilateral	GOK	25/03/2013	31/03/2033	261,484	EUR	77,476.88	261,484	100.0%	Fully Drawn	State Department for Energy	The project provision of access to electricity or produce decentralized power generation using small scale renewable energy	Completed	country wide	-	0.46	-	EUR 280,853.68 in 29 Equal Repayments starting 25/03/2013
2013013_34	Scaling up of Energy Access	Agence Francaise De Development	Bilateral	GOK	25/03/2013	31/03/2033	370,924	EUR	274,758.63	370,924	100.0%	Fully Drawn	State Department for Energy	The project provision of access to electricity or produce decentralized power generation using small scale renewable energy	Completed	country wide	-	0.32	-	EUR 398,400.01 in 29 Equal Repayments starting 30/03/2019
2013013_33	Scaling up of Energy Access	Agence Francaise De Development	Bilateral	GOK	25/03/2013	31/03/2033	1,111,948	EUR	823,664.92	1,111,948	100.0%	Fully Drawn	State Department for Energy	The project provision of access to electricity or produce decentralized power generation using small scale renewable energy	Completed	country wide	-	0.25	-	EUR 1,194,314.14 in 29 Equal Repayments starting 30/03/2019
2013013_32	Scaling up of Energy Access	Agence Francaise De Development	Bilateral	GOK	25/03/2013	31/03/2033	767,746	EUR	568,700.91	767,746	100.0%	Fully Drawn	State Department for Energy	The project provision of access to electricity or produce decentralized power generation using small scale renewable energy	Completed	country wide	-	0.25	-	EUR 824,616.32 in 29 Equal Repayments starting 30/03/2019

LOAN #	LOAN TITLE	CREDITOR NAME	CREDITOR CATEGORY	BORROWER	AGREEMENT DATE	MATURITY DATE	REVISED FINANCIAL AMOUNT (Tranche)	CURR	PRINCIPLE BALANCE AS AT 31/08/2023 (FX)	DRAWN AMOUNT	DISBURSEMENT RATE	UNDRAWN AMOUNT	IMPLEMENTING AGENCY	PROJECT DESCRIPTION	PROJECT IMPLEMENTATION STATUS	COUNTY	COMMITMENT FEES SIINCE 2012 (KSHS)	Fixed Interest Rate	Variable (Margin) Interest Rate	No. Principal Repayments
2013013_31	Scaling up of Energy Access	Agence Francaise De Development	Bilateral	GOK	25/03/2013	31/03/2033	163,620	EUR	121,200.05	163,620	100.0%	Fully Drawn	State Department for Energy	The project provision of access to electricity or produce decentralized power generation using small scale renewable energy	Completed	country wide	-	0.20	-	EUR 175,740.07 in 29 Equal Repayments starting 30/03/2019
2013013_30	Scaling up of Energy Access	Agence Francaise De Development	Bilateral	GOK	25/03/2013	31/03/2033	128,950	EUR	95,518.88	128,950	100.0%	Fully Drawn	State Department for Energy	The project provision of access to electricity or produce decentralized power generation using small scale renewable energy	Completed	country wide	-	0.36	-	EUR 138,502.37 in 29 Equal Repayments starting 30/03/2019
2013013_29	Scaling up of Energy Access	Agence Francaise De Development	Bilateral	GOK	25/03/2013	31/03/2033	653,898	EUR	484,369.03	653,898	100.0%	Fully Drawn	State Department for Energy	The project provision of access to electricity or produce decentralized power generation using small scale renewable energy	Completed	country wide	-	0.25	-	EUR 702,335.09 in 29 Equal Repayments starting 30/03/2019
2013013_28	Scaling up of Energy Access	Agence Francaise De Development	Bilateral	GOK	25/03/2013	31/03/2033	250,052	EUR	185,223.52	250,052	100.0%	Fully Drawn	State Department for Energy	The project provision of access to electricity or produce decentralized power generation using small scale renewable energy	Completed	country wide	-	0.25	-	EUR 268,574.11 in 29 Equal Repayments starting 30/03/2019
2013013_27	Scaling up of Energy Access	Agence Francaise De Development	Bilateral	GOK	25/03/2013	31/03/2033	110,600	EUR	81,925.81	110,600	100.0%	Fully Drawn	State Department for Energy	The project provision of access to electricity or produce decentralized power generation using small scale renewable energy	Completed	country wide	-	0.25	-	EUR 118,792.43 in 29 Equal Repayments starting 30/03/2019
2013013_26	Scaling up of Energy Access	Agence Francaise De Development	Bilateral	GOK	25/03/2013	31/03/2033	167,713	EUR	124,231.77	167,713	100.0%	Fully Drawn	State Department for Energy	The project provision of access to electricity or produce decentralized power generation using small scale renewable energy	Completed	country wide	-	0.25	-	EUR 180,136.06 in 29 Equal Repayments starting 30/03/2019
2013013_25	Scaling up of Energy Access	Agence Francaise De Development	Bilateral	GOK	25/03/2013	31/03/2033	215,520	EUR	159,644.61	215,520	100.0%	Fully Drawn	State Department for Energy	The project provision of access to electricity or produce decentralized power generation using small scale renewable energy	Completed	country wide	-	0.25	-	EUR 231,484.69 in 29 Equal Repayments starting 30/03/2019
2013013_23	Scaling up of Energy Access	Agence Francaise De Development	Bilateral	GOK	25/03/2013	31/03/2033	247,391	EUR	183,252.28	247,391	100.0%	Fully Drawn	State Department for Energy	The project provision of access to electricity or produce decentralized power generation using small scale renewable energy	Completed	country wide	-	0.25	-	EUR 265,715.80 in 29 Equal Repayments starting 30/03/2019
2013013_22	Scaling up of Energy Access	Agence Francaise De Development	Bilateral	GOK	25/03/2013	31/03/2033	241,649	EUR	178,999.25	241,649	100.0%	Fully Drawn	State Department for Energy	The project provision of access to electricity or produce decentralized power generation using small scale renewable energy	Completed	country wide	-	0.25	-	EUR 259,548.91 in 29 Equal Repayments starting 30/03/2019
2013013_21	Scaling up of Energy Access	Agence Francaise De Development	Bilateral	GOK	25/03/2013	31/03/2033	641,136	EUR	474,915.75	641,136	100.0%	Fully Drawn	State Department for Energy	The project provision of access to electricity or produce decentralized power generation using small scale renewable energy	Completed	country wide	-	0.25	-	EUR 688,627.84 in 29 Equal Repayments starting 30/03/2019
2013013_20	Scaling up of Energy Access	Agence Francaise De Development	Bilateral	GOK	25/03/2013	31/03/2033	2,317,639	EUR	1,630,931.27	2,317,639	100.0%	Fully Drawn	State Department for Energy	The project provision of access to electricity or produce decentralized power generation using small scale renewable energy	Completed	country wide	-	0.25	-	EUR 2,489,316.15 in 29 Equal Repayments starting 30/09/2018
2013013_2	Scaling up of Energy Access	Agence Francaise De Development	Bilateral	GOK	25/03/2013	31/03/2033	94,075	EUR	66,201.08	94,075	100.0%	Fully Drawn	State Department for Energy	The project provision of access to electricity or produce decentralized power generation using small scale renewable energy	Completed	country wide	18,958,638	1.44	-	EUR 101,043.75 in 29 Equal Repayments starting 30/09/2018
2013012_1	Kenya Water Security and Climate Resilience Project	International Development Association	Multilateral	GOK	29/07/2013	15/04/2053	82,140,305	XDR	80,165,178.37	80,441,414	97.6%	1,975,127	Ministry of Water	Connsinuction of Mwashe Dam and Construction of irrigation Canals in Lower Nzoia	Ongoing	Kwale, Mombasa, Siaya and Busia	-	0.75	-	XDR 65,712,244.00 in 40 Equal Repayments starting 15/10/2033 AND XDR 16,428,061.00 in 20 Equal Repayments starting 15/10/2023
2013011_1	National Safety Programme For Results	International Development Association	Multilateral	GOK	09/09/2013	01/05/2053	138,342,731	XDR	138,342,730.37	138,342,731	100.0%	Fully Drawn	NDMA	The project overed cash transfers	closed		-	0.75	-	XDR 110,674,184.80 in 40 Equal Repayments starting 01/11/2033 AND XDR 27,668,546.20 in 20 Equal Repayments starting 01/11/2023
2013008_1	Sondu- Homa-Bay Electrification	Government of Belgium	Bilateral	GOK	21/08/2013	30/06/2035	9,512,000	EUR	8,190,512.11	8,190,512	86.1%	1,321,488	Ministry of Energy	Construction and Installation of Electricity Transmission Lines from Sondu to Homabay to Ndhiwa and to Awendo. Project also entails installation of electric transformers and the associated works.	Project cancelled at 83% as the Belgian Contractor [CG Belgium Holdings went on receivership]. The Belgian Government has committed the availability of the State to State Undrawn Loan for the completion of the remaining component once the Ministry of Energy identify the contractor as per the Turnkey project requirements.	Sondu, Homabay, Ndhiwa and Awendo	-	-	-	EUR 9,512,000.00 in 20 Equal Repayments starting 31/12/2025
2013006_1	Design, Supply and Construction of a Transmission line 400kV	DEUTSCHE BANK ESPANOLA	Bilateral	GOK	30/06/2013	23/04/2031	25,912,863	EUR	4,572,858.68	25,912,863	100.0%	Fully Drawn	-	-	-	-	387,801,253	-	4.00	EUR 25,912,862.39 in 17 Equal Repayments starting 13/01/2017
2013005_2	Multinational-Arusha-Holili/Taveta-Voi Road Project	African Development Fund	Multilateral	GOK	15/07/2013	01/05/2063	84,506,154	USD	84,506,154.25	84,506,154	100.0%	Fully Drawn	Ministry of Roads and Transport	The project involved construction of Mwatate-Taveta Road (89km) and the Taveta Bypass (12km) of 7m carriageway with 2m sealed shoulders, bridges, drainage structures, roadside amenities and environmental and social mitigation measures.	Completed	Taita-Taveta	-	0.75	-	AUA 76,055,538.85 in 60 Equal Repayments starting 01/11/2033 AND AUA 8,450,615.40 in 20 Equal Repayments starting 01/11/2023
2013003_1	Kenya Procurement of Equipments for National Youth Service Project (Phase II)	Exim Bank of China	Bilateral	GOK	25/03/2013	21/03/2034	69,838,198	USD	59,381,614.71	69,838,198	100.0%	Fully Drawn	State Department for Economic Planning	-	Complete	National wide	25,898,005	2.00	-	USD 69,838,197.73 in 26 Equal Repayments starting 21/09/2021

LOAN #	LOAN TITLE	CREDITOR NAME	CREDITOR CATEGORY	BORROWER	AGREEMENT DATE	MATURITY DATE	REVISED FINANCIAL AMOUNT (Tranche)	CURR	PRINCIPLE BALANCE AS AT 31/08/2023 (FX)	DRAWN AMOUNT	DISBURSEMENT RATE	UNDRAWN AMOUNT	IMPLEMENTING AGENCY	PROJECT DESCRIPTION	PROJECT IMPLEMENTATION STATUS	COUNTY	COMMITMENT FEES SINCE 2012 (KSHS)	Fixed Interest Rate	Variable (Margin) Interest Rate	No. Principal Repayments
2013001_2	Drought Resilience and Sustainable Livelihoods Programme in the Horn of Africa-Kenya Component	African Development Fund	Multilateral	GOK	27/02/2013	01/10/2062	48,491,232	USD	47,792,124.03	48,491,232	100.0%	Fully Drawn	Ministry of Agriculture and Livestock Development	The project's components comprise of natural resources management (water supply development and management and irrigation infrastructure development), improvement of livestock infrastructure and management	ongoing	Isiolo, Marsabit, Samburu, Turkana, Baringo and West Pokot.	-	0.75	-	AUA 42,627,290.50 in 60 Equal Repayments starting 01/04/2033 AND AUA 5,407,594.70 in 18 Equal Repayments starting 01/04/2024 AND AUA 237,844.67 in 1 Equal Repayments starting 01/10/2023 AND AUA 218,502.02 in 1 Equal Repayments starting 01/04/2023
2013001_1	Drought Resilience and Sustainable Livelihoods Programme in the Horn of Africa-Kenya Component	African Development Fund	Multilateral	GOK	27/02/2013	01/10/2062	2,450,277	AUA	-	Recorded in Tranche	Recorded in Tranche	2,812,779	Ministry of Agriculture and Livestock Development	The project's components comprise of natural resources management (water supply development and management and irrigation infrastructure development), improvement of livestock infrastructure and management	ongoing	Isiolo, Marsabit, Samburu, Turkana, Baringo and West Pokot.	-	-	-	AUA 2,248,533.43 in 60 Equal Repayments starting 01/04/2033 AND AUA 201,743.17 in 20 Equal Repayments starting 01/04/2033
2012034_1	Ngong hills turbines	Government of Belgium	Bilateral	GOK	09/09/2012	31/12/2043	6,078,000	EUR	6,078,000.00	6,078,000	100.0%	Fully Drawn	Ministry of Energy	Construction and Installation of Wind Mills and Turbines in Ngong Hills	Project closed	Kajiado County [Ngong Hills]	-	-	-	EUR 61,994.77 in 1 Other Repayments starting 31/12/2043 AND EUR 303,899.97 in 1 Other Repayments starting 31/12/2042 AND EUR 5,470,200.00 in 18 Equal Repayments starting 31/12/2024 AND EUR 241,905.26 in 1 Other Repayments starting 31/12/2023
2012033_4	Nothern kenya Wild Life Conservation Project	Agence Francaise De Development	Bilateral	GOK	01/08/2012	31/07/2036	1,922,000	EUR	1,665,733.33	1,922,000	100.0%	Fully Drawn	State Department for Wildlife	-	Completed	country wide	-	0.25	-	EUR 1,922,000.00 in 30 Equal Repayments starting 31/01/2022
2012033_2	Nothern kenya Wild Life Conservation Project	Agence Francaise De Development	Bilateral	GOK	01/08/2012	31/07/2036	2,803,733	EUR	2,403,200.00	2,803,733	100.0%	Fully Drawn	State Department for Wildlife	-	Completed	country wide	-	2.16	-	EUR 3,004,000.00 in 30 Equal Repayments starting 31/01/2021
2012033_1	Nothern kenya Wild Life Conservation Project	Agence Francaise De Development	Bilateral	GOK	01/08/2012	31/07/2036	2,803,733	EUR	2,403,200.00	2,803,733	100.0%	Fully Drawn	State Department for Wildlife	-	Completed	country wide	14,322,827	0.70	-	EUR 3,004,000.00 in 30 Equal Repayments starting 31/01/2021
2012032_2	Support to Enhancement of Quality & Relevance in Higher Education , Science & Technology Project	African Development Fund	Multilateral	GOK	06/12/2012	01/02/2062	38,430,416	USD	38,046,111.37	38,430,416	100.0%	Fully Drawn	Ministry of Education	The project involved Provision of engineering and science equipment to the eight1 target institutions engineering faculties. The engineering faculties include civil, electrical, mechanical, aeronautics, agriculture and marine. ‖ Provision of video-conferencing facilities to six target institutions (Masinde Muliro, Kenya Polytechnic, Meru University College, South Eastern University College Wangari Maathai Institute and University of Nairobi). Provision of masters and doctorate training in engineering fields which include: building, electrical, mechanical, aeronautical, geothermal, oil, gas, marine, agriculture, physics, chemistry and coal technology. Approximately 250 women will benefit from this training. Construction of a teaching and learning facility at the WMI-University of Nairobi. Provision of essential equipment for environmental sciences. Support impact evaluation studies and research on access to university admissions and financing. ‖ Training in university strategic	Completed	Nairobi, Kitui, Kakamega and Meru	275,351,290	0.75	-	AUA 34,587,373.93 in 60 Equal Repayments starting 01/08/2032 AND AUA 3,843,041.60 in 20 Equal Repayments starting 01/02/2023
2012031_2	Ethiopia Kenya Electricity Highway Project	African Development Fund	Multilateral	GOK	06/12/2012	01/10/2063	94,482,393	USD	91,796,226.48	94,482,393	100.0%	Fully Drawn	Ministry of Energy/ Kenya Electricity Transmission Company	The Project Main Objectives: (a) to increase energy supply and reduce the cost of electricity in Kenya; and (b) to provide revenues to Ethiopia through the export of electricity from Ethiopia to Kenya.	Ongoing	Moyale, Marsabit, Samburu, Isiolo, Laikipia, Nyandarua, Nakuru	-	0.75	-	AUA 84,299,708.53 in 60 Equal Repayments starting 01/04/2033 AND AUA 9,287,933.91 in 18 Equal Repayments starting 01/04/2024 AND AUA 459,439.59 in 1 Equal Repayments starting 01/10/2023 AND AUA 435,311.41 in 1 Equal Repayments starting 01/04/2023
2012031_1	Ethiopia Kenya Electricity Highway Project	African Development Fund	Multilateral	GOK	06/12/2012	01/10/2063	7,066,594	AUA	-	Recorded in Tranche	Recorded in Tranche	8,776,422	Ministry of Energy/ Kenya Electricity Transmission Company	The Project Main Objectives: (a) to increase energy supply and reduce the cost of electricity in Kenya; and (b) to provide revenues to Ethiopia through the export of electricity from Ethiopia to Kenya.	Ongoing	Moyale, Marsabit, Samburu, Isiolo, Laikipia, Nyandarua, Nakuru	-	-	-	AUA 6,429,827.99 in 60 Equal Repayments starting 01/04/2034 AND AUA 636,765.82 in 20 Equal Repayments starting 01/10/2024
2012030_1	Judicial Performance Improvement Project	International Development Association	Multilateral	GOK	05/12/2012	15/08/2052	77,286,883	XDR	75,741,145.59	77,286,883	100.0%	Fully Drawn	Judiciary	The project entailed improvement of judiciary	closed		-	0.75	-	XDR 61,829,506.40 in 40 Equal Repayments starting 05/02/2033 AND XDR 15,457,376.60 in 20 Equal Repayments starting 15/02/2023
2012029_1	Infrastructure Finance and Public Private Partnerships Project	International Development Association	Multilateral	GOK	05/12/2012	15/10/2051	26,400,000	XDR	25,301,864.86	25,565,865	96.8%	834,135	The National Treasury	Adress priorities of Kenya in information, communication and Technology	Closed		-	0.75	-	XDR 21,120,000.00 in 40 Equal Repayments starting 15/04/2032 AND XDR 5,280,000.00 in 20 Equal Repayments starting 15/04/2023
2012028_1	Eastern Electricity Highway Project under the First Phase of the Regional Eastern Africa Power Integration Program	International Development Association	Multilateral	GOK	05/12/2012	15/05/2052	211,300,604	XDR	200,470,035.52	209,088,656	97.6%	5,140,568	State Department for Energy	Export of Electricity from Ethiopia to Kenya	Closed		-	0.75	-	XDR 154,400,604.00 in 40 Equal Repayments starting 15/11/2032 AND XDR 56,900,000.00 in 20 Equal Repayments starting 15/11/2022
2012027_1	Kenya NOFBI and E-Government Expansion Project	Exim Bank of China	Bilateral	GOK	08/10/2012	21/09/2032	420,311,135	CNY	319,436,462.64	420,311,135	100.0%	Fully Drawn	State Department for ICT and DE	-	Complete	National wide	170,789,482	2.00	-	CNY 437,123,580.46 in 26 Equal Repayments starting 21/03/2020
2012024_5	Nairobi Ring Transmission Project	Agence Francaise De Development	Bilateral	GOK	08/06/2012	31/07/2032	18,850,000	EUR	13,050,000.00	18,850,000	100.0%	Fully Drawn	State Department for Energy	This project involves the construction of 103km 400kV double circuit line from Suswa substation to Isinya substation rated at 1200MW, two 220kV substations at Suswa and Isinya as well as 220/66kV substations at Kimuka, Athi River and Komarock.	Completed	Nairobi County	-	0.25	-	EUR 20,300,000.00 in 28 Equal Repayments starting 31/01/2019

LOAN #	LOAN TITLE	CREDITOR NAME	CREDITOR CATEGORY	BORROWER	AGREEMENT DATE	MATURITY DATE	REVISED FINANCIAL AMOUNT (Tranche)	CUR	PRINCIPLE BALANCE AS AT 31/08/2023 (FX)	DRAWN AMOUNT	DISBURSEMENT RATE	UNDRAWN AMOUNT	IMPLEMENTING AGENCY	PROJECT DESCRIPTION	PROJECT IMPLEMENTATION STATUS	COUNTY	COMMITMENT FEES SIINCE 2012 (KSHS)	Fixed Interest Rate	Variable (Margin) Interest Rate	No. Principal Repayments
2012024_4	Nairobi Ring Transmission Project	Agence Francaise De Development	Bilateral	GOK	08/06/2012	31/07/2032	18,571,429	EUR	12,857,142.86	18,571,429	100.0%	Fully Drawn	State Department for Energy	This project involves the construction of 103km 400kV double circuit line from Suswa substation to Isinya substation rated at 1200MW, two 220kV substations at Suswa and Isinya as well as 220/66kV substations at Kimuka, Athi River and Komarock.	Completed	Nairobi County	-	0.25	-	EUR 20,000,000.00 in 28 Equal Repayments starting 31/01/2019
2012024_3	Nairobi Ring Transmission Project	Agence Francaise De Development	Bilateral	GOK	08/06/2012	31/07/2032	22,007,143	EUR	15,235,714.29	22,007,143	100.0%	Fully Drawn	State Department for Energy	This project involves the construction of 103km 400kV double circuit line from Suswa substation to Isinya substation rated at 1200MW, two 220kV substations at Suswa and Isinya as well as 220/66kV substations at Kimuka, Athi River and Komarock.	Completed	Nairobi County	-	0.29	-	EUR 23,700,000.00 in 28 Equal Repayments starting 31/01/2019
2012024_2	Nairobi Ring Transmission Project	Agence Francaise De Development	Bilateral	GOK	08/06/2012	31/07/2032	13,464,286	EUR	9,321,428.57	13,464,286	100.0%	Fully Drawn	State Department for Energy	This project involves the construction of 103km 400kV double circuit line from Suswa substation to Isinya substation rated at 1200MW, two 220kV substations at Suswa and Isinya as well as 220/66kV substations at Kimuka, Athi River and Komarock.	Completed	Nairobi County	-	1.07	-	EUR 14,500,000.00 in 28 Equal Repayments starting 31/01/2019
2012023_2	Mombasa Port Area Road Project	Government of Japan	Bilateral	GOK	12/06/2012	20/06/2045	23,846,000	JPK	22,088,745.52	23,846,000	100.0%	Fully Drawn	State Department of Roads	The project involve construction of Mombasa Port Area Road Project	Closed project	Mombasa County	-	1.21	-	JPK 22,088,745.52 in 38 Equal Repayments starting 20/12/2023 AND JPK 594,005.48 in 1 Equal Repayments starting 20/06/2023 AND JPK 581,609.00 in 1 Equal Repayments starting 20/12/2022 AND JPK 581,640.00 in 1 Equal Repayments starting 20/06/2022
2012023_1	Mombasa Port Area Road Project	Government of Japan	Bilateral	GOK	12/06/2012	20/06/2045	3,845,000	JPK	3,045,282.00	3,313,064	12.0%	531,936	State Department of Roads	The project involve construction of Mombasa Port Area Road Project	ongoing project	Mombasa County	216,532,465	0.02	-	JPK 531,935.85 in 6 Equal Repayments starting 20/12/2042 AND JPK 3,045,282.00 in 38 Equal Repayments starting 20/12/2023 AND JPK 40,202.35 in 1 Other Repayments starting 20/06/2023 AND JPK 93,780.00 in 1 Other Repayments starting 20/12/2022 AND JPK 93,600.00 in 1 Equal Repayments starting 20/06/2022
2012014_1	Kenya National Urban Improvement Project	International Development Association	Multilateral	GOK	26/09/2012	15/05/2052	43,157,048	XDR	42,293,906.58	43,157,048	100.0%	Fully Drawn	State Department for Urban Planning	The project financed National Urban Improvement Project	Closed		-	0.75	-	XDR 34,525,638.00 in 40 Equal Repayments starting 15/11/2032 AND XDR 8,631,409.40 in 20 Equal Repayments starting 15/11/2022
2012013_1	Ngong II Windfarm Developement	Instituto De Credito:Kingdom Of Spain.	Bilateral	GOK	29/02/2012	27/04/2030	18,327,481	EUR	11,662,942.49	18,327,481	100.0%	Fully Drawn	State Department of Energy	The project involved development of Ngong II Windfarm	Closed project		4,398,489	0.50	-	EUR 19,993,615.70 in 24 Equal Repayments starting 27/10/2018
2012012_1	Development of Schools infrastructure in Nyamira County(Previously North Nyamira/Borabu) Project	KUWAIT FUND FOR ARAB ECONOMIC DEV.	Bilateral	GOK	01/01/2012	15/08/2043	4,500,000	KWD	-	Never Disbursed	Never Disbursed	4,500,000	Ministry of Education	The projects entails construction and equipping of building and workshops, construction of new educational services facilities and additional students dormitories in about 68 existing primary and secondary schools; so as to enhance access to education and to meet the growing demand for student enrollment in primary and secondary education	The project is at the procurenment of project consultant	Kisii County	-	1.50	-	KWD 4,500,000.00 in 40 Equal Repayments starting 15/02/2024
2012011_1	Development of Solar Energy in Several Districts	Instituto De Credito:Kingdom Of Spain.	Bilateral	GOK	29/02/2012	25/04/2030	9,100,323	EUR	5,791,114.62	9,100,323	100.0%	Fully Drawn	State Department of Energy	The project involved development of solar energy in several disricts	Closed project		2,012,362	0.50	-	EUR 9,927,625.07 in 24 Equal Repayments starting 25/10/2018
2012009_1	Nairobi Metropolitan Improvement Project	International Development Association	Multilateral	GOK	21/06/2012	15/11/2051	192,800,000	XDR	187,016,000.00	192,800,000	100.0%	Fully Drawn	NMS	The project financed Nairobi Metropolitan Improvement	Closed	Nairobi	-	0.75	-	XDR 154,240,000.00 in 40 Equal Repayments starting 15/05/2032 AND XDR 38,560,000.00 in 20 Equal Repayments starting 15/05/2022
2012008_1	Additional Financing Water and Sanitation Project	International Development Association	Multilateral	GOK	21/06/2012	15/04/2052	192,797,278	XDR	188,941,332.49	192,797,278	100.0%	Fully Drawn	Ministry of Water	The project financed Water and Sanitation Project	Closed		-	0.75	-	XDR 154,237,822.40 in 40 Equal Repayments starting 15/10/2032 AND XDR 38,559,455.60 in 20 Equal Repayments starting 15/10/2022
2012007_1	Upper Tana Catchment Natural Resource Management Project	International Fund For Agricultural Dev.	Multilateral	GOK	23/05/2012	15/02/2052	12,800,000	EUR	12,037,934.26	12,677,934	99.0%	122,066	Ministry of Water, Sanitation and Irrigation	Enpowering communities to sustainably manage natural resources while improving their livelihoods through income generating activities	Closed. The undrawn amount to be cancelled.	Upper Tana Catchment covering Meru, Tharaka Nithi, Embu,Kirinyaga, Muranga and Nyeri	-	0.75	-	EUR 12,800,000.00 in 60 Equal Repayments starting 15/08/2022
2012006_1	Upper Tana Catchment Natural Resource Management Project	International Fund For Agricultural Dev.	Multilateral	GOK	23/05/2012	15/08/2051	21,250,000	XDR	20,186,646.41	21,249,393	100.0%	607	Ministry of Water, Sanitation and Irrigation	Enpowering communities to sustainably manage natural resources while improving their livelihoods through income generating activities	Closed. The undrawn amount to be cancelled.	Upper Tana Catchment covering Meru, Tharaka Nithi, Embu,Kirinyaga, Muranga and Nyeri	-	0.75	-	XDR 354,147.00 in 1 Equal Repayments starting 15/02/2025 AND XDR 20,895,853.00 in 59 Equal Repayments starting 15/08/2022
2012005_1	Provision of Drilling Materials for Eighty (80) Geothermal Wells at Olkaria Geothermal Field Project	Exim Bank of China	Bilateral	GOK	23/05/2012	21/07/2032	367,788,462	USD	264,807,692.31	367,788,462	100.0%	Fully Drawn	State Department for Energy	Drilling Materials for Eighty (80) Geothermal Wells at Olkaria Geothermal Field	Complete	Nakuru county	278,719,656	2.00	-	USD 382,500,000.00 in 26 Equal Repayments starting 21/01/2020
2012003_1	Menengai Geothermal Development Project- Strategic Fund	African Development Fund	Multilateral	GOK	12/03/2012	01/10/2051	5,379,877	USD	5,218,480.52	5,379,877	100.0%	Fully Drawn	Ministry of Energy/ Geothermal Development Company	The project aims to develop the Menegai geothermal steam field	Closed	Nakuru	-	0.10	-	USD 4,303,901.43 in 40 Equal Repayments starting 01/04/2032 AND USD 1,075,975.40 in 20 Equal Repayments starting 01/04/2022
2012002_2	Menengai Geothermal Development Project	African Development Fund	Multilateral	GOK	12/03/2012	01/10/2061	115,253,413	USD	113,524,611.42	115,253,413	100.0%	Fully Drawn	Ministry of Energy/ Geothermal Development Company	The project aims to develop the Menegai geothermal steam field	Closed	Nakuru	-	0.75	-	AUA 103,728,071.40 in 60 Equal Repayments starting 01/04/2032 AND AUA 11,525,341.20 in 20 Equal Repayments starting 01/04/2022

LOAN #	LOAN TITLE	CREDITOR NAME	CREDITOR CATEGORY	BORROWER	AGREEMENT DATE	MATURITY DATE	REVIS... FINANC... AMOUNT (Tranche)	R	PRINCIPLE BALANCE AS AT 31/08/2023 (FX)	DRAWN AMOUNT	DISBURSEMENT RATE	UNDRAWN AMOUNT	IMPLEMENTING AGENCY	PROJE... TION	PROJECT IMPLEMENTATION STATUS	COUNTY	COMMITMENT FEES SIINCE 2012 (KSHS)	Fixed Interest Rate	Variable (Margin) Interest Rate	No. Principal Repayments
2012001_3	Mombasa Nairobi Addisababa Road Corridor Project Ph 3(Turbi-Moyale)	African Development Fund	Multilateral	GOK	12/03/2012	01/10/2061	120,986,147	USD	119,171,354.70	120,986,147	100.0%	Fully Drawn	Ministry of Roads and Transport	The project involved upgrading of Turbi-Moyale (122km) to bituminious standard (Asphalt concrete) road including construction of bridges, execution of drainage structures, roadside amenities and environmental and social safeguards.	Completed	Marsabit	-	0.75	-	AUA 108,887,532.29 in 60 Equal Repayments starting 01/04/2032 AND AUA 12,098,614.60 in 20 Equal Repayments starting 01/04/2022
2012001_2	Mombasa Nairobi Addisababa Road Corridor Project Ph 3(Turbi-Moyale)	African Development Fund	Multilateral	GOK	12/03/2012	01/10/2061	9,737,828	EUR	9,591,760.19	9,737,828	100.0%	Fully Drawn	Ministry of Roads and Transport	The project involved upgrading of Turbi-Moyale (122km) to bituminious standard (Asphalt concrete) road including construction of bridges, execution of drainage structures, roadside amenities and environmental and social safeguards.	Completed	Marsabit	230,261,461	0.75	-	AUA 8,764,044.81 in 60 Equal Repayments starting 01/04/2032 AND AUA 973,782.80 in 20 Equal Repayments starting 01/04/2022
2011100_1	Rehabilitation and Upgrade of the Geothermal Plant Olkaria	Govt of Fed. Republic of Germany - GTZ	Bilateral	KENGEN	03/05/2011	30/06/2026	60,000,000	EUR	12,527,113.17	56,873,113	94.8%	3,126,887	Ministry of Energy	Rehabilitation and Upgrade of the Geothermal Plant Olkaria	Ongoing Project	Nakuru County	-	3.00	-	
2011021_1	Total War Against HIV and AIDS Project	International Development Association	Multilateral	GOK	27/02/2011	15/11/2050	34,977,024	XDR	33,228,172.83	34,977,024	100.0%	Fully Drawn	Ministry of Health	The project financed War Against HIV and AIDS Project	Closed		-	0.75	-	XDR 27,981,619.20 in 40 Equal Repayments starting 15/05/2031 AND XDR 6,995,404.80 in 20 Equal Repayments starting 15/05/2021
2011020_1	East Africa Trade and Transport Facilitatio Projec	International Development Association	Multilateral	GOK	03/08/2011	15/05/2051	18,597,285	XDR	17,853,393.84	18,597,285	100.0%	Fully Drawn	State Department for Roads	The project financed East Africa Trade and Transport	Closed		-	0.75	-	XDR 14,877,828.00 in 40 Equal Repayments starting 15/11/2031 AND XDR 3,719,457.00 in 20 Equal Repayments starting 15/11/2021
2011019_1	Water Sector DVT Programme Lake Victoria South (Investment Measures	Govt of Fed. Republic of Germany - GTZ	Bilateral	GOK	30/12/2011	30/06/2052	33,000,000	EUR	29,286,373.96	30,936,374	93.7%	2,063,626	MoWSI	To finance improvement of water supply and sanitation services in the town of Kericho and Kisii	The project is complete. The final disbursement will be made at end of defect liability period in 2024	Kisii and Kerico	-	1.50	-	EUR 33,000,000.00 in 60 Equal Repayments starting 30/06/2022
2011018_1	Economic and Technical Cooperation	Government of China	Bilateral	GOK	18/07/2011	30/09/2028	50,000,000	CNY	50,000,000.00	50,000,000	100.0%	Fully Drawn	-	The project entailed building skils and knowledge tranfers	Closed.		-	-	-	CNY 50,000,000.00 in 10 Equal Repayments starting 30/03/2024
2011017_1	Kenya Nairobi Southern Bypass	Exim Bank of China	Bilateral	GOK	01/12/2011	21/01/2032	176,538,462	USD	120,046,153.85	176,538,462	100.0%	Fully Drawn	State Department for Roads	Construction of Nairobi Southern Bypass road	Complete	Nairobi county	364,539,275	2.00	-	USD 183,600,000.00 in 26 Equal Repayments starting 21/07/2019
2011016_1	Rural Electrification Project	Organisation of Petroleum Exp Countries	Multilateral	GOK	25/09/2011	15/04/2031	15,000,000	USD	3,322,618.09	8,404,976	56.0%	6,595,024	Mistry of Energy	facilitate the provision of power supply to households and public facilities	The project is currently at 70 percent completion.	Turkana, Mandera, Wajir, Laikipia and and Samburu	-	2.50	-	USD 417,642.43 in 1 Equal Repayments starting 15/04/2031 AND USD 9,500,000.00 in 15 Equal Repayments starting 15/10/2023 AND USD 500,000.00 in 1 Equal Repayments starting 15/04/2023 AND USD 2,500,000.00 in 5 Equal Repayments starting 15/10/2020 AND USD 186,260.81 in 1 Equal Repayments starting 25/09/2019 AND USD 396,096.76 in 1 Equal Repayments starting 15/04/2019 AND USD 1,500,000.00 in 3 Equal Repayments starting 15/04/2017
2011015_1	Rural Electrification Project in 5 Regions	Arab Bank For Econ.Dev.In Africa	Multilateral	GOK	23/09/2011	01/06/2045	10,000,000	USD	5,838,081.16	5,838,081	58.4%	4,161,919	Ministry of Energy	Provision of electricity to public facilities and householdsin the rural areas	The project is Progressing well at 80%. To be completed by June, 2024	counties of Turkana, Mandera, Wajir, Laikipia and Samburu	-	1.00	-	USD 275,000.00 in 1 Other Repayments starting 01/06/2045 AND USD 274,000.00 in 1 Other Repayments starting 01/12/2044 AND USD 272,000.00 in 1 Other Repayments starting 01/06/2044 AND USD 271,000.00 in 1 Other Repayments starting 01/12/2043 AND USD 270,000.00 in 1 Other Repayments starting 01/06/2043 AND USD 268,000.00 in 1 Other Repayments starting 01/12/2042 AND USD 267,000.00 in 1 Other Repayments starting 01/06/2042 AND USD 266,000.00 in 1 Other Repayments starting 01/12/2041 AND USD 264,000.00 in 1 Other Repayments starting 01/06/2041 AND USD 263,000.00 in 1 Other Repayments starting 01/12/2040 AND USD 262,000.00 in 1 Other Repayments starting 01/06/2040 AND USD 260,000.00 in 1 Other Repayments starting 01/12/2039 AND USD 259,000.00 in 1 Other Repayments starting 01/06/2039 AND USD 258,000.00 in 1 Other Repayments starting 01/12/2038 AND USD 257,000.00 in 1 Other Repayments starting 01/06/2038 AND USD 255,000.00 in 1 Other Repayments starting 01/12/2037 AND USD 254,000.00 in 1 Other Repayments starting 01/06/2037 AND USD 253,000.00 in 1 Other
2011014_4	Nairobi River Basin Rehabilitation & Restoration Program:Sewerage Improvement	African Development Fund	Multilateral	GOK	23/03/2011	01/11/2060	3,510,710	GBP	3,422,941.89	3,510,710	100.0%	Fully Drawn	Ministry of Water and Development	The project involved (i) rehabilitation and construction of wastewater treatment facilities at Dandora, (ii) construction of 220km of sewer reticulation network including faecal sludge management infrastructure, and (iii) construction of 50 ablution blocks and rehabilitation of 50 ablution blocks in Nairobi informal settlements. The project will also directly support Athi Water Services Board (AWSB) and Nairobi City Water and Sewerage Company (NCWSC) to offer improved sanitation services through institutional strengthening	Completed	Nairobi	-	0.75	-	AUA 3,159,638.64 in 60 Equal Repayments starting 01/05/2031 AND AUA 351,071.00 in 20 Equal Repayments starting 01/05/2021

LOAN #	LOAN TITLE	CREDITOR NAME	CREDITOR CATEGORY	BORROWER	AGREEMENT DATE	MATURITY DATE	REVI FINAN AMOUNT (Tranche)	RR	PRINCIPLE BALANCE AS AT 31/08/2023 (FX)	DRAWN AMOUNT	DISBURSEMENT RATE	UNDRAWN AMOUNT	IMPLEMENTING AGENCY	PROJ PTION	PROJECT IMPLEMENTATION STATUS	COUNTY	COMMITMENT FEES SIINCE 2012 (KSHS)	Fixed Interest Rate	Variable (Margin) Interest Rate	No. Principal Repayments
2011014_3	Nairobi River Basin Rehabilitation & Restoration Program:Sewerage Improvement	African Development Fund	Multilateral	GOK	23/03/2011	01/11/2060	345,149	EUR	336,520.13	345,149	100.0%	Fully Drawn	Ministry of Water and Development	The project involved (i) rehabilitation and construction of wastewater treatment facilities at Dandora, (ii) construction of 220km of sewer reticulation network including faecal sludge management infrastructure, and (iii) construction of 50 ablution blocks and rehabilitation of 50 ablution blocks in Nairobi informal settlements. The project will also directly support Athi Water Services Board (AWSB) and Nairobi City Water and Sewerage Company (NCWSC) to offer improved sanitation services through institutional strengthening	Completed	Nairobi	-	0.75	-	AUA 310,634.03 in 60 Equal Repayments starting 01/05/2031 AND AUA 34,514.80 in 20 Equal Repayments starting 01/05/2021
2011014_2	Nairobi River Basin Rehabilitation & Restoration Program:Sewerage Improvement	African Development Fund	Multilateral	GOK	23/03/2011	01/11/2060	43,992,465	USD	42,887,840.57	43,992,465	100.0%	Fully Drawn	Ministry of Water and Development	The project involved (i) rehabilitation and construction of wastewater treatment facilities at Dandora, (ii) construction of 220km of sewer reticulation network including faecal sludge management infrastructure, and (iii) construction of 50 ablution blocks and rehabilitation of 50 ablution blocks in Nairobi informal settlements. The project will also directly support Athi Water Services Board (AWSB) and Nairobi City Water and Sewerage Company (NCWSC) to offer improved sanitation services through institutional strengthening	Completed	Nairobi	11,488,238	0.75	-	AUA 659,885.04 in 1 Equal Repayments starting 01/11/2060 AND AUA 38,933,331.23 in 59 Equal Repayments starting 01/05/2031 AND AUA 4,392,832.40 in 20 Equal Repayments starting 01/05/2021
2011013_4	Power Transmission System Improvement Project	African Development Fund	Multilateral	GOK	23/03/2011	01/11/2060	91,830	EUR	89,534.37	91,830	100.0%	Fully Drawn	Kenya Electricity Transmission Company	The project consisted of construction on a turnkey basis, of a total of 431 km of 132 kV lines, extension of six substation bays and construction of eight new 132/33 kV substations.	Completed	Kitui, Makueni, Nyeri, Bomet, Narok, Nandi, Baringo, Laikipia and Nakuru	-	0.75	-	AUA 82,647.12 in 60 Equal Repayments starting 01/05/2031 AND AUA 9,183.00 in 20 Equal Repayments starting 01/05/2021
2011013_3	Power Transmission System Improvement Project	African Development Fund	Multilateral	GOK	23/03/2011	01/11/2060	379,947	GBP	370,448.32	379,947	100.0%	Fully Drawn	Kenya Electricity Transmission Company	The project consisted of construction on a turnkey basis, of a total of 431 km of 132 kV lines, extension of six substation bays and construction of eight new 132/33 kV substations.	Completed	Kitui, Makueni, Nyeri, Bomet, Narok, Nandi, Baringo, Laikipia and Nakuru	-	0.75	-	AUA 341,952.22 in 60 Equal Repayments starting 01/05/2031 AND AUA 37,994.80 in 20 Equal Repayments starting 01/05/2021
2011013_2	Power Transmission System Improvement Project	African Development Fund	Multilateral	GOK	23/03/2011	01/11/2060	61,804,118	USD	59,796,500.00	61,804,118	100.0%	Fully Drawn	Kenya Electricity Transmission Company	The project consisted of construction on a turnkey basis, of a total of 431 km of 132 kV lines, extension of six substation bays and construction of eight new 132/33 kV substations.	Completed	Kitui, Makueni, Nyeri, Bomet, Narok, Nandi, Baringo, Laikipia and Nakuru	15,328,593	0.75	-	AUA 927,057.77 in 1 Equal Repayments starting 01/11/2060 AND AUA 54,696,644.43 in 59 Equal Repayments starting 01/05/2031 AND AUA 5,563,730.40 in 20 Equal Repayments starting 01/05/2021
2011012_1	Private Sector Development in Agriculture, Smallholder Irrigation Programme Mount Kenya (Phase III)	Govt of Fed. Republic of Germany - GTZ	Bilateral	GOK	14/07/2011	30/06/2051	2,950,000	EUR	2,751,686.64	2,951,687	100.1%	48,313	MoWSI, Equity Bank	To finance smallholder irrigation programme in Mt. Kenya Region	The Subsidiary Loan Agreement signed in 2019 needs to be amended following the signing of supplemental Loan Agreement of Euro 2.5 million in 2022. This will allow further drawdown of facility	Kirinyaga, Embu Tharaka Nithi, Meru and Muranga.	910,076	0.75	-	EUR 3,000,000.00 in 60 Equal Repayments starting 31/12/2021
2011010_1	Kenya Kenyatta University, Teaching, Research and Referal Hospital Project	Exim Bank of China	Bilateral	GOK	17/06/2011	21/03/2032	716,983,704	CNY	496,373,332.33	716,983,704	100.0%	Fully Drawn	State Department for Medical Services	Contruction and equiping of Kenya Kenyatta University, Teaching, Research and Referal Hospital	Complete	Kiambu County	305,738,535	2.00	-	CNY 744,560,000.00 in 27 Equal Repayments starting 21/03/2019
2011009_1	Kenya Informal Settlements Improvement Project	International Development Association	Multilateral	GOK	23/05/2011	15/11/2050	64,999,138	XDR	61,749,180.69	64,999,138	100.0%	Fully Drawn	State Department for Urban Development	The project financed Informal Settlements Improvement	Closed		-	0.75	-	XDR 51,999,309.99 in 40 Equal Repayments starting 15/05/2031 AND XDR 12,999,827.60 in 20 Equal Repayments starting 15/05/2021
2011008_1	Kenya Transport Sector Support Project	International Development Association	Multilateral	GOK	23/05/2011	15/02/2051	190,523,334	XDR	180,997,167.77	190,523,334	100.0%	Fully Drawn	State Department for Transport	The project financed Kenya Transport Sector	Closed		-	0.75	-	XDR 152,418,667.67 in 40 Equal Repayments starting 15/08/2031 AND XDR 38,104,666.80 in 20 Equal Repayments starting 15/08/2021
2011007_3	Eldoret- Timboroa Road Rehabilitation Project	African Development Fund	Multilateral	GOK	23/03/2011	01/11/2061	1,922,644	EUR	1,874,578.24	1,922,644	100.0%	Fully Drawn	Ministry of Roads and Transport	The project involved rehabilitation works for the 73km road to bituminious standard (Asphalt Hot Mix) road including earthwork, pavement construction, maintenance/repair of existing bridges, execution of drainage structures,	Completed	Uasin Gishu	-	0.75	-	AUA 1,730,379.94 in 60 Equal Repayments starting 01/05/2032 AND AUA 192,264.40 in 20 Equal Repayments starting 01/05/2021
2011007_2	Eldoret- Timboroa Road Rehabilitation Project	African Development Fund	Multilateral	GOK	23/03/2011	01/11/2061	43,724,160	USD	42,631,055.63	43,724,160	100.0%	Fully Drawn	Ministry of Roads and Transport	The project involved rehabilitation works for the 73km road to bituminious standard (Asphalt Hot Mix) road including earthwork, pavement construction, maintenance/repair of existing bridges, execution of drainage structures,	Completed	Uasin Gishu	11,488,238	0.75	-	AUA 39,351,743.63 in 60 Equal Repayments starting 01/05/2032 AND AUA 4,372,416.00 in 20 Equal Repayments starting 01/05/2021

LOAN #	LOAN TITLE	CREDITOR NAME	CREDITOR CATEGORY	BORROWER	AGREEMENT DATE	MATURITY DATE	REVISED FINANCIAL AMOUNT (Tranche)	CUR	PRINCIPLE BALANCE AS AT 31/08/2023 (FX)	DRAWN AMOUNT	DISBURSEMENT RATE	UNDRAWN AMOUNT	IMPLEMENTING AGENCY	PROJECT DESCRIPTION	PROJECT IMPLEMENTATION STATUS	COUNTY	COMMITMENT FEES SINCE 2012 (KSHS)	Fixed Interest Rate	Variable (Margin) Interest Rate	No. Principal Repayments
2011005_1	Nanyuki-Isiolo-Meru Electrification Project-GOBE	Government of Belgium	Bilateral	GOK	31/03/2011	31/12/2047	7,610,400	EUR	7,326,340.46	7,536,340	99.0%	74,060	Ministry of Energy	Project entails installation of Electricity Transmission Line and associated works from Nanyuki to Isiolo to Meru.	Project cancelled at 97% completion rate. CG Belgium Holdings (Contractor) went on receivership. The remaining portions of the work is being completed by GoK resources and the undrawn loan amount was cancelled.	Nanyuki, Isiolo and Meru.	-	-	-	Various unequal repayments
2011004_1	Enterprise Messaging And Collaboration System(EMACS) Project	Exim Bank of China	Bilateral	GOK	18/03/2011	21/03/2031	296,153,846	CNY	189,538,461.54	296,153,846	100.0%	Fully Drawn	State Department for ICT and DE	Installation and commissioning of Enterprise Messaging And Collaboration System(EMACS)	Complete	National wide	9,034,554	2.00	-	CNY 308,000,000.00 in 26 Equal Repayments starting 21/09/2018
2011003_7	Generation and Transmission Master Plan and Support of Geothermal Development Company	Agence Francaise De Development	Bilateral	GOK	05/04/2011	31/01/2031	3,249,562	EUR	2,215,610.31	3,249,562	100.0%	Fully Drawn	State Department for Energy	The project preparation of Generation and Transmission Master Plan and Support of Geothermal Development Company	Completed		-	0.25	-	EUR 3,544,976.49 in 24 Equal Repayments starting 31/07/2019
2011003_6	Generation and Transmission Master Plan and Support of Geothermal Development Company	Agence Francaise De Development	Bilateral	GOK	05/04/2011	31/01/2031	12,253,533	EUR	8,354,681.39	12,253,533	100.0%	Fully Drawn	State Department for Energy	The project preparation of Generation and Transmission Master Plan and Support of Geothermal Development Company	Completed		-	0.25	-	EUR 13,367,490.22 in 24 Equal Repayments starting 31/07/2019
2011003_5	Generation and Transmission Master Plan and Support of Geothermal Development Company	Agence Francaise De Development	Bilateral	GOK	05/04/2011	31/01/2031	2,955,981	EUR	2,015,441.54	2,955,981	100.0%	Fully Drawn	State Department for Energy	The project preparation of Generation and Transmission Master Plan and Support of Geothermal Development Company	Completed		-	0.25	-	EUR 3,224,706.46 in 24 Equal Repayments starting 31/07/2019
2011003_4	Generation and Transmission Master Plan and Support of Geothermal Development Company	Agence Francaise De Development	Bilateral	GOK	05/04/2011	31/01/2031	14,166,742	EUR	9,659,142.13	14,166,742	100.0%	Fully Drawn	State Department for Energy	The project preparation of Generation and Transmission Master Plan and Support of Geothermal Development Company	Completed		-	0.25	-	EUR 15,454,627.41 in 24 Equal Repayments starting 31/07/2019
2011003_3	Generation and Transmission Master Plan and Support of Geothermal Development Company	Agence Francaise De Development	Bilateral	GOK	05/04/2011	31/01/2031	13,672,591	EUR	9,322,221.30	13,672,591	100.0%	Fully Drawn	State Department for Energy	The project preparation of Generation and Transmission Master Plan and Support of Geothermal Development Company	Completed		-	0.25	-	EUR 14,915,554.08 in 24 Equal Repayments starting 31/07/2019
2011003_2	Generation and Transmission Master Plan and Support of Geothermal Development Company	Agence Francaise De Development	Bilateral	GOK	05/04/2011	31/01/2031	3,814,550	EUR	2,600,829.72	3,814,550	100.0%	Fully Drawn	State Department for Energy	The project preparation of Generation and Transmission Master Plan and Support of Geothermal Development Company	Completed		-	0.25	-	EUR 4,161,327.55 in 24 Equal Repayments starting 31/07/2019
2011002_1	Rehabilitation and Upgrading of Equipment in Universities and Technical institutes Phase 1 Project	Exim Bank of China	Bilateral	GOK	18/03/2011	21/03/2031	188,359,678	CNY	120,550,193.41	188,359,678	100.0%	Fully Drawn	State Department for Vocational Training	Rehabilitation and Upgrading of Equipment in Universities and Technical institutes across the country	Complete	National wide	7,812,083	2.00	-	CNY 195,894,065.00 in 26 Equal Repayments starting 21/09/2018
2011001_8	Extended Credit Facility	International Monetary Fund	Multilateral	GOK	31/01/2011	19/12/2023	55,383,749	XDR	5,538,374.90	55,383,749	100.0%	Fully Drawn	The National Treasury	Budget support	Closed		-	-	-	XDR 55,383,749.00 in 10 Equal Repayments starting 19/06/2019
2011001_7	Extended Credit Facility	International Monetary Fund	Multilateral	GOK	31/01/2011	19/12/2023	16,537,251	XDR	1,653,725.10	16,537,251	100.0%	Fully Drawn	The National Treasury	Budget support	Closed		-	-	-	XDR 16,537,251.00 in 10 Equal Repayments starting 14/06/2019
2011001_6	Extended Credit Facility	International Monetary Fund	Multilateral	GOK	31/01/2011	19/12/2023	71,921,000	XDR	-	71,921,000	14.7%	Matured	The National Treasury	Budget support	Closed		-	-	-	XDR 71,921,000.00 in 10 Equal Repayments starting 24/10/2018
2011001_5	Extended Credit Facility	International Monetary Fund	Multilateral	GOK	31/01/2011	19/12/2023	71,921,000	XDR	-	71,921,000	14.7%	Matured	The National Treasury	Budget support	Closed		-	-	-	XDR 71,921,000.00 in 10 Equal Repayments starting 01/05/2018
2010102_2	Rehabilitation and Expansion of the Hydropower Plant Kindaruma	Govt of Fed. Republic of Germany - GTZ	Bilateral	KENGEN	16/11/2010	30/06/2024	30,000,000	EUR	3,000,000.00	30,000,000	100.0%	Fully Drawn	Ministry of Energy	Rehabilitation and Expansion of the Hydropower Plant Kindaruma	closed	Embu and Machakos	-	2.50	-	
2010102_1	Rehabilitation and Expansion of the Hydropower Plant Kindaruma	Govt of Fed. Republic of Germany - GTZ	Bilateral	KENGEN	16/11/2010	30/06/2024	9,100,000	EUR	910,000.00	9,100,000	100.0%	Fully Drawn	Ministry of Energy	Rehabilitation and Expansion of the Hydropower Plant Kindaruma	closed	Embu and Machakos	-	2.50	-	
2010101_1	Olkaria 1 Unit 4 and 5 Geothermal Power Project	Government of Japan	Bilateral	KENGEN	31/03/2010	20/04/2040	28,796,098	JPY	15,398,904.98	20,438,222	71.0%	9,077,778	State Department for Energy	The project entails development works in olkaria Unit 1 and 5 Geothermal generation activities	Implementation ongoing	Nakuru County	-	0.20	-	
2010026_1	Nuno Modogashe Road Project	Abu Dhabi Fund for Arab Econ Cooperation	Bilateral	GOK	25/11/2010	31/05/2030	31,060,530	AED	15,613,530.32	31,060,530	100.0%	Fully Drawn	State Department for Roads	The project entailed construction of Nuno to Modogashe road	Closed	Garissa County	-	2.50	-	AED 1,054,530.32 in 1 Equal Repayments starting 30/05/2030 AND AED 5,275,000.00 in 5 Equal Repayments starting 30/11/2027 AND AED 9,284,000.00 in 8 Equal Repayments starting 30/11/2023 AND AED 759,000.00 in 1 Equal Repayments starting 31/05/2023 AND AED 3,672,000.00 in 3 Equal Repayments starting 30/11/2021 AND AED 11,016,000.00 in 9 Equal Repayments starting 30/11/2016
2010025_7	Olkaria 1 units 4 and 5	Agence Francaise De Development	Bilateral	GOK	15/12/2010	31/07/2030	5,712,055	EUR	2,856,027.38	5,712,055	100.0%	Fully Drawn	State Department for Energy	The project aimed to: install two new 70 MW turbines at the Olkaria I site; install two 70 MW turbines at the Olkaria IV site; use the existing 45 MW at Olkaria I to steam from Olkaria II site.	Completed	Nakuru county	-	0.43	-	EUR 6,120,058.68 in 30 Equal Repayments starting 31/01/2016
2010025_6	Olkaria 1 units 4 and 5	Agence Francaise De Development	Bilateral	GOK	15/12/2010	31/07/2030	11,418,534	EUR	5,709,267.20	11,418,534	100.0%	Fully Drawn	State Department for Energy	The project aimed to: install two new 70 MW turbines at the Olkaria I site; install two 70 MW turbines at the Olkaria IV site; use the existing 45 MW at Olkaria I to steam from Olkaria II site.	Completed	Nakuru county	-	1.03	-	EUR 12,234,144.00 in 30 Equal Repayments starting 31/01/2016
2010025_5	Olkaria 1 units 4 and 5	Agence Francaise De Development	Bilateral	GOK	15/12/2010	31/07/2030	6,037,493	EUR	3,018,746.44	6,037,493	100.0%	Fully Drawn	State Department for Energy	The project aimed to: install two new 70 MW turbines at the Olkaria I site; install two 70 MW turbines at the Olkaria IV site; use the existing 45 MW at Olkaria I to steam from Olkaria II site.	Completed	Nakuru county	-	1.71	-	EUR 6,468,742.38 in 30 Equal Repayments starting 31/01/2016

LOAN #	LOAN TITLE	CREDITOR NAME	CREDITOR CATEGORY	BORROWER	AGREEMENT DATE	MATURITY DATE	REVISED FINANCIAL AMOUNT (Tranche)	CURR	PRINCIPLE BALANCE AS AT 31/08/2023 (FX)	DRAWN AMOUNT	DISBURSEMENT RATE	UNDRAWN AMOUNT	IMPLEMENTING AGENCY	PROJECT DESCRIPTION	PROJECT IMPLEMENTATION STATUS	COUNTY	COMMITMENT FEES SIINCE 2012 (KSHS)	Fixed Interest Rate	Variable (Margin) Interest Rate	No. Principal Repayments
2010025_4	Olkaria 1 units 4 and 5	Agence Francaise De Development	Bilateral	GOK	15/12/2010	31/07/2030	10,798,774	EUR	5,399,387.00	10,798,774	100.0%	Fully Drawn	State Department for Energy	The project aimed to: install two new 70 MW turbines at the Olkaria I site; install two 70 MW turbines at the Olkaria IV site; use the existing 45 MW at Olkaria I to steam from Olkaria II site.	Completed	Nakuru county	-	1.60	-	EUR 11,570,115.00 in 30 Equal Repayments starting 31/01/2016
2010025_3	Olkaria 1 units 4 and 5	Agence Francaise De Development	Bilateral	GOK	15/12/2010	31/07/2030	10,832,401	EUR	5,416,200.53	10,832,401	100.0%	Fully Drawn	State Department for Energy	The project aimed to: install two new 70 MW turbines at the Olkaria I site; install two 70 MW turbines at the Olkaria IV site; use the existing 45 MW at Olkaria I to steam from Olkaria II site.	Completed	Nakuru county	-	1.40	-	EUR 11,606,144.00 in 30 Equal Repayments starting 31/01/2016
2010025_2	Olkaria 1 units 4 and 5	Agence Francaise De Development	Bilateral	GOK	15/12/2010	31/07/2030	36,375,856	EUR	18,187,927.84	36,375,856	100.0%	Fully Drawn	State Department for Energy	The project aimed to: install two new 70 MW turbines at the Olkaria I site; install two 70 MW turbines at the Olkaria IV site; use the existing 45 MW at Olkaria I to steam from Olkaria II site.	Completed	Nakuru county	-	1.62	-	EUR 38,974,131.08 in 30 Equal Repayments starting 31/01/2016
2010024_1	Economic and Technical Cooperation	Government of China	Bilateral	GOK	24/09/2010	01/08/2032	40,000,000	CNY	13,500,000.00	13,500,000	33.8%	26,500,000	-	The project entailed building skills and knowledge tranfers	Closed. The undrawn amount to be cancelled.		-	-	-	CNY 40,000,000.00 in 10 Equal Repayments starting 01/08/2023
2010022_9	Olkaria1 and1V Geothermal Expansion Project	European Investment Bank	Multilateral	GOK	15/12/2010	30/09/2040	4,332,365	EUR	3,177,067.67	4,332,365	100.0%	Fully Drawn	KENGEN	Construction and extension of Olkaria1 and1V Geothermal Plant	Completed	Nakuru	-	3.21	-	EUR 4,332,365.00 in 30 Equal Repayments starting 30/09/2019
2010022_8	Olkaria1 and1V Geothermal Expansion Project	European Investment Bank	Multilateral	GOK	15/12/2010	30/09/2040	8,348,850	EUR	5,844,194.78	8,348,850	100.0%	Fully Drawn	KENGEN	Construction and extension of Olkaria1 and1V Geothermal Plant	Completed	Nakuru	-	3.51	-	EUR 8,348,849.68 in 30 Equal Repayments starting 31/03/2019
2010022_7	Olkaria1 and1V Geothermal Expansion Project	European Investment Bank	Multilateral	GOK	15/12/2010	30/09/2040	24,041,684	EUR	16,829,178.81	24,041,684	100.0%	Fully Drawn	KENGEN	Construction and extension of Olkaria1 and1V Geothermal Plant	Completed	Nakuru	-	3.51	-	EUR 24,041,684.02 in 30 Equal Repayments starting 31/03/2019
2010022_6	Olkaria1 and1V Geothermal Expansion Project	European Investment Bank	Multilateral	GOK	15/12/2010	30/09/2040	3,921,767	EUR	2,745,236.98	3,921,767	100.0%	Fully Drawn	KENGEN	Construction and extension of Olkaria1 and1V Geothermal Plant	Completed	Nakuru	-	3.51	-	EUR 3,921,767.12 in 30 Equal Repayments starting 31/03/2019
2010022_5	Olkaria1 and1V Geothermal Expansion Project	European Investment Bank	Multilateral	GOK	15/12/2010	30/09/2040	8,076,344	EUR	5,115,017.84	8,076,344	100.0%	Fully Drawn	KENGEN	Construction and extension of Olkaria1 and1V Geothermal Plant	Completed	Nakuru	-	3.13	-	EUR 8,076,343.95 in 30 Equal Repayments starting 31/03/2018
2010022_4	Olkaria1 and1V Geothermal Expansion Project	European Investment Bank	Multilateral	GOK	15/12/2010	30/09/2040	14,817,607	EUR	9,384,484.71	14,817,607	100.0%	Fully Drawn	KENGEN	Construction and extension of Olkaria1 and1V Geothermal Plant	Completed	Nakuru	-	3.13	-	EUR 14,817,607.43 in 30 Equal Repayments starting 30/03/2018
2010022_3	Olkaria1 and1V Geothermal Expansion Project	European Investment Bank	Multilateral	GOK	15/12/2010	30/09/2040	2,443,852	EUR	1,792,158.45	2,443,852	100.0%	Fully Drawn	KENGEN	Construction and extension of Olkaria1 and1V Geothermal Plant	Completed	Nakuru	-	2.15	-	EUR 2,443,852.43 in 30 Equal Repayments starting 30/09/2019
2010022_2	Olkaria1 and1V Geothermal Expansion Project	European Investment Bank	Multilateral	GOK	15/12/2010	30/09/2040	3,366,752	EUR	2,468,951.34	3,366,752	100.0%	Fully Drawn	KENGEN	Construction and extension of Olkaria1 and1V Geothermal Plant	Completed	Nakuru	-	2.15	-	EUR 3,366,751.83 in 30 Equal Repayments starting 30/09/2019
2010022_14	Olkaria1 and1V Geothermal Expansion Project	European Investment Bank	Multilateral	GOK	15/12/2010	30/09/2040	15,397,795	EUR	15,397,794.79	15,397,795	100.0%	Fully Drawn	KENGEN	Construction and extension of Olkaria1 and1V Geothermal Plant	Completed	Nakuru	-	1.26	-	EUR 513,259.72 in 1 Equal Repayments starting 30/09/2040 AND EUR 14,884,535.07 in 29 Equal Repayments starting 30/03/2026
2010022_13	Olkaria1 and1V Geothermal Expansion Project	European Investment Bank	Multilateral	GOK	15/12/2010	30/09/2040	9,443,019	EUR	9,443,018.71	9,443,019	100.0%	Fully Drawn	KENGEN	Construction and extension of Olkaria1 and1V Geothermal Plant	Completed	Nakuru	-	1.07	-	EUR 9,443,018.71 in 30 Equal Repayments starting 30/09/2025
2010022_12	Olkaria1 and1V Geothermal Expansion Project	European Investment Bank	Multilateral	GOK	15/12/2010	30/09/2040	9,064,428	EUR	9,064,427.59	9,064,428	100.0%	Fully Drawn	KENGEN	Construction and extension of Olkaria1 and1V Geothermal Plant	Completed	Nakuru	-	1.07	-	EUR 9,064,427.59 in 30 Equal Repayments starting 30/09/2025
2010022_11	Olkaria1 and1V Geothermal Expansion Project	European Investment Bank	Multilateral	GOK	15/12/2010	30/09/2040	7,923,707	EUR	7,923,707.45	7,923,707	100.0%	Fully Drawn	KENGEN	Construction and extension of Olkaria1 and1V Geothermal Plant	Completed	Nakuru	-	1.07	-	EUR 7,923,707.45 in 30 Equal Repayments starting 30/09/2025
2010022_10	Olkaria1 and1V Geothermal Expansion Project	European Investment Bank	Multilateral	GOK	15/12/2010	30/09/2040	7,821,830	EUR	5,736,008.67	7,821,830	100.0%	Fully Drawn	KENGEN	Construction and extension of Olkaria1 and1V Geothermal Plant	Completed	Nakuru	-	3.13	-	EUR 7,821,830.00 in 30 Equal Repayments starting 30/09/2019
2010021_1	Programme for Rural Outreach of Financial Innovations and Technologies	International Fund For Agricultural Dev.	Multilateral	GOK	22/12/2010	15/12/2050	18,669,002	XDR	17,103,447.15	18,669,002	100.0%	Fully Drawn	The National Treasury	To facilitate the access of poor rural households to fanancial services and improve their livelihoods	Closed	Upper Tana Catchment covering Meru, Tharaka Nithi, Embu,Kirinyaga, Muranga and Nyeri	-	0.75	-	XDR 310,959.15 in 1 Equal Repayments starting 15/12/2050 AND XDR 18,036,376.00 in 58 Equal Repayments starting 15/12/2021 AND XDR 321,667.00 in 1 Equal Repayments starting 15/06/2021
2010020_2	Olkaria-Lessos-Kisumu Transmission Lines Construction Project	Government of Japan	Bilateral	GOK	10/12/2010	20/06/2051	692,467	JPK	552,695.00	643,740	5.4%	81,087	State Department of Energy	The project entailed construction of Olkaria-Lessos-Kisumu Transmission Lines Construction Project	ongoing project	Ksumu County	-	0.11	-	JPK 552,695.00 in 55 Equal Repayments starting 20/12/2023 AND JPK 10,125.22 in 1 Equal Repayments starting 20/06/2023 AND JPK 64,720.00 in 4 Equal Repayments starting 20/06/2021 AND JPK 16,200.00 in 1 Equal Repayments starting 20/12/2020
2010020_1	Olkaria-Lessos-Kisumu Transmission Lines Construction Project	Government of Japan	Bilateral	GOK	10/12/2010	20/06/2051	11,310,649	JPK	10,556,865.00	11,310,649	100.0%	Fully Drawn	State Department of Energy	The project entailed construction of Olkaria-Lessos-Kisumu Transmission Lines Construction Project	ongoing project	Ksumu County	54,762,054	0.50	-	JPK 10,556,865.00 in 55 Equal Repayments starting 20/12/2023 AND JPK 191,979.59 in 1 Equal Repayments starting 20/06/2023 AND JPK 749,048.00 in 4 Equal Repayments starting 20/06/2021 AND JPK 187,280.00 in 1 Equal Repayments starting 20/12/2020
2010019_1	Kenya Coastal Development Project	International Development Association	Multilateral	GOK	17/11/2010	15/05/2050	20,136,231	XDR	18,928,056.67	20,136,231	100.0%	Fully Drawn	Ministry of Water	The project financed Kenya Coastal Development	Closed		-	0.75	-	XDR 16,108,984.40 in 40 Equal Repayments starting 15/11/2030 AND XDR 4,027,246.10 in 20 Equal Repayments starting 15/11/2020
2010018_1	Finance of Power Transmission Lines	Exim Bank India	Bilateral	GOK	16/11/2010	04/02/2028	61,600,000	USD	24,284,887.01	59,484,887	96.6%	2,115,113	State Department for Energy/ KETRACO	Construction of Turkwel - Ortum - Kitale and Machakos -Konza - Kajiado - namanga Transmission lines and associated sub stations	Ongoing	Kapenguria, Cherangany, Machakos Town, Kajiado South constituencies	103,374,542	-	0.93	USD 61,600,000.00 in 21 Equal Repayments starting 04/02/2018
2010017_3	NELSAP-Multinational-Kenyan Section of Interconnection of Electric Grids of nile Equatorial Countries	African Development Fund	Multilateral	GOK	20/09/2010	01/05/2060	30,088,756	USD	29,206,001.05	30,088,756	100.0%	Fully Drawn	State Department for Energy/ Kenya Electricity Transmission Company	The mullinational project consists in the construction and upgrding of 769km of 220kV and 110kV power lines and 17 substations to interconnect the electric grids of the following Nile Equitorial Lakes (NEL) countries	Closed	Nandi, Kakamega, Bungoma Busia	-	0.75	-	AUA 27,146,239.01 in 60 Equal Repayments starting 01/11/2030 AND AUA 2,942,517.20 in 20 Equal Repayments starting 01/11/2020
2010017_2	NELSAP-Multinational-Kenyan Section of Interconnection of Electric Grids of nile Equatorial Countries	African Development Fund	Multilateral	GOK	20/09/2010	01/05/2060	383,835	GBP	372,319.97	383,835	100.0%	Fully Drawn	State Department for Energy/ Kenya Electricity Transmission Company	The multinational project consists in the construction and upgrding of 769km of 220kV and 110kV power lines and 17 substations to interconnect the electric grids of the following Nile Equitorial Lakes (NEL) countries	Closed	Nandi, Kakamega, Bungoma Busia	13,053,921	0.75	-	AUA 345,451.59 in 60 Equal Repayments starting 01/11/2030 AND AUA 38,383.40 in 20 Equal Repayments starting 01/11/2020

LOAN #	LOAN TITLE	CREDITOR NAME	CREDITOR CATEGORY	BORROWER	AGREEMENT DATE	MATURITY DATE	REVISED FINANCIAL AMOUNT (Tranche)	CURR	PRINCIPLE BALANCE AS AT 31/08/2023 (FX)	DRAWN AMOUNT	DISBURSEMENT RATE	UNDRAWN AMOUNT	IMPLEMENTING AGENCY	PROJECT DESCRIPTION	PROJECT IMPLEMENTATION STATUS	COUNTY	COMMITMENT FEES SINCE 2012 (KSHS)	Fixed Interest Rate	Variable (Margin) Interest Rate	No. Principal Repayments
2010016_3	Health Sector support Project	International Development Association	Multilateral	GOK	05/07/2010	15/11/2053	23,629,930	XDR	23,629,930.00	Rescheduled/BR	Rescheduled/BR	Fully Drawn	Ministry of Health	The project entailed Health Sector support	Closed		-	0.75	-	XDR 18,903,944.00 in 40 Equal Repayments starting 15/05/2034 AND XDR 4,725,986.00 in 20 Equal Repayments starting 15/05/2024
2010016_2	Health Sector support Project	International Development Association	Multilateral	GOK	05/07/2010	15/11/2053	34,001,036	XDR	32,958,676.84	34,001,036	100.0%	Fully Drawn	Ministry of Health	The project entailed Health Sector support	Closed		-	0.75	-	XDR 679,560.37 in 1 Equal Repayments starting 15/11/2051 AND XDR 26,502,854.04 in 39 Equal Repayments starting 15/05/2032 AND XDR 6,116,043.06 in 18 Equal Repayments starting 15/05/2023 AND XDR 345,367.71 in 1 Equal Repayments starting 15/11/2022 AND XDR 357,211.73 in 1 Equal Repayments starting 15/05/2022
2010016_1	Health Sector support Project	International Development Association	Multilateral	GOK	05/07/2010	15/11/2053	65,610,935	XDR	61,674,050.30	65,610,935	100.0%	Fully Drawn	Ministry of Health	The project entailed Health Sector support	Closed		-	0.75	-	XDR 1,312,214.05 in 1 Equal Repayments starting 15/05/2050 AND XDR 51,176,339.37 in 39 Equal Repayments starting 15/11/2030 AND XDR 10,497,710.72 in 16 Equal Repayments starting 15/11/2022 AND XDR 2,624,670.80 in 4 Equal Repayments starting 15/11/2020
2010015_1	Kenya Electricity Expansion Project	International Development Association	Multilateral	GOK	05/07/2010	15/02/2050	217,400,000	XDR	202,182,000.00	217,400,000	100.0%	Fully Drawn	Ministry of Energy	The project entailed Electricity Expansion in Kenya	Closed		-	0.75	-	XDR 173,920,000.00 in 40 Equal Repayments starting 15/08/2030 AND XDR 43,480,000.00 in 20 Equal Repayments starting 15/08/2020
2010014_1	East Africa Public Health Laboratory Project	International Development Association	Multilateral	GOK	05/07/2010	15/02/2050	15,124,563	XDR	14,065,844.08	15,124,563	100.0%	Fully Drawn	Ministry of Health	The project financed East Africa Public Health Laboratory Research	Closed		-	0.75	-	XDR 12,099,649.89 in 40 Equal Repayments starting 15/08/2030 AND XDR 3,024,912.60 in 20 Equal Repayments starting 15/08/2020
2010013_1	Nuno-Modogashe Road Project	KUWAIT FUND FOR ARAB ECONOMIC DEV.	Bilateral	GOK	20/09/2010	31/05/2038	4,614,430	KWD	3,180,000.00	4,614,430	100.0%	Fully Drawn	State Department for Roads	The project entails Upgrading of the existing Nuno Modogashe Road to Bitumen standard, which is a section of the road that connects Garissa town to Wajir town. The road comprise of the gravel with an earth section with drainage culverts	Completed	Garissa County	-	2.50	-	KWD 3,180,000.00 in 30 Equal Repayments starting 30/11/2023 AND KWD 106,929.94 in 1 Equal Repayments starting 31/05/2023 AND KWD 1,327,500.00 in 9 Equal Repayments starting 30/11/2018
2010012_1	Dundori-Olkalou-Njabini Road Project (Supplementary Loan)	Organisation of Petroleum Exp Countries	Multilateral	GOK	23/03/2010	15/04/2029	8,753,216	USD	3,294,406.15	8,753,216	100.0%	Fully Drawn	Ministry of Energy	Provision of electricity to public facilities and householdsin the rural areas	The project is Progressing well at 80%. To be completed by June, 2024	counties of Turkana, Mandera, Wajir, Laikipia and Samburu	-	2.50	-	USD 84,936.15 in 1 Equal Repayments starting 15/04/2029 AND USD 4,668,320.00 in 16 Equal Repayments starting 15/04/2021 AND USD 3,999,960.00 in 12 Equal Repayments starting 15/04/2015
2010011_1	Nuno-Modogashe Road Upgrading Project	Organisation of Petroleum Exp Countries	Multilateral	GOK	01/06/2010	15/12/2029	7,847,245	USD	2,778,595.64	7,847,245	100.0%	Fully Drawn	State Department for Roads	Access of roads to the urban centres	completed	Nyandarua County	-	2.50	-	USD 213,835.01 in 1 Equal Repayments starting 15/12/2029 AND USD 3,633,410.00 in 17 Equal Repayments starting 15/06/2021 AND USD 4,000,000.00 in 10 Equal Repayments starting 15/06/2016
2010010_1	Construction of Nuno-Modogashe Road Project	Arab Bank For Econ.Dev.In Africa	Multilateral	GOK	19/07/2010	01/12/2045	5,173,074	USD	5,173,073.89	5,173,074	100.0%	Fully Drawn	State Department for Roads	The project entails Upgrading of the existing Nuno Modogashe Road to Bitumen standard, which is a section of the road that connects Garissa town to Wajir town. The road comprise of the gravel with an earth section with drainage culverts	Completed	Garissa County	-	1.00	-	Various Unequal repayments
2010009_1	Roads 2000 -Phase II Project	Agence Francaise De Development	Bilateral	GOK	05/07/2010	31/07/2033	36,922,095	EUR	26,372,925.24	36,922,095	100.0%	Fully Drawn	State Department for Roads	-	Completed	Nation wide	40,883,889	2.20	-	EUR 39,559,387.86 in 30 Equal Repayments starting 31/01/2019
2010008_1	Kisumu Urban project	Agence Francaise De Development	Bilateral	GOK	05/07/2010	31/01/2035	32,305,582	EUR	23,075,415.65	32,305,582	100.0%	Fully Drawn	State Department for Housing and Urban Development	The project has five components: Institutional building (development of a baseline urban development plan, increased sources of income, staff training	Completed	Kisumu County	117,045,814	2.22	-	EUR 34,613,123.48 in 30 Equal Repayments starting 31/01/2019
2010007_2	Mwea Irrigation Dvpt Project	Government of Japan	Bilateral	GOK	16/08/2010	20/09/2040	2,039,416	JPK	950,286.40	1,316,358	10.5%	827,642	State Department of Irrigation	The project entailed construction of Mwea Irrigation Project	ongoing project	Embu County	-	0.01	-	JPK 2,091,680.00 in 40 Equal Repayments starting 20/02/2021 AND JPK 52,320.00 in 1 Equal Repayments starting 20/08/2020
2010007_1	Mwea Irrigation Dvpt Project	Government of Japan	Bilateral	GOK	16/08/2010	20/09/2040	10,495,758	JPK	8,284,577.58	10,168,464	81.1%	805,536	State Department of Irrigation	The project entailed construction of Mwea Irrigation Project	ongoing project	Embu County	7,736,131	1.20	-	JPK 10,764,840.00 in 40 Equal Repayments starting 20/02/2021 AND JPK 269,160.00 in 1 Equal Repayments starting 20/08/2020
2010006_1	Rehabilitation of Kirandich and Kiambere basins	Government of Italy	Bilateral	GOK	08/07/2010	14/07/2058	33,400,000	EUR	2,498,638.13	2,498,638	7.5%	30,901,362	Ministry of Water and Sanitation	The project involves construction of water supply, sewerage system and wastw water treatment plant in Kabarnet town	The implementation of the project has been delayed by contractual issue. The Italian Contractor is unable to issue the performance guarantee which is a condition precedent for contract effectiveness	Baringo County	-	-	-	EUR 30,901,361.87 in 28 Equal Repayments starting 14/01/2045 AND EUR 2,398,944.70 in 28 Equal Repayments starting 14/07/2044 AND EUR 99,693.43 in 28 Equal Repayments starting 14/07/2044
2010005_1	Kenya Youth Empowerment Project	International Development Association	Multilateral	GOK	20/05/2010	15/11/2049	10,204,470	XDR	9,490,157.04	10,204,470	100.0%	Fully Drawn	Ministry of Youth Affairs	The project financed Youth Empowerment	Closed		-	0.75	-	XDR 8,163,576.71 in 40 Equal Repayments starting 15/05/2030 AND XDR 2,040,894.18 in 20 Equal Repayments starting 15/05/2020
2010004_1	Kenya Municipal Project	International Development Association	Multilateral	GOK	20/05/2010	15/11/2049	65,299,925	XDR	60,728,930.02	65,299,925	100.0%	Fully Drawn	State Department for Urban Planning	The project financed Municipal development	Closed		-	0.75	-	XDR 52,239,924.77 in 40 Equal Repayments starting 15/05/2030 AND XDR 653,014.25 in 1 Equal Repayments starting 15/11/2029 AND XDR 12,406,985.75 in 19 Equal Repayments starting 15/05/2020

LOAN #	LOAN TITLE	CREDITOR NAME	CREDITOR CATEGORY	BORROWER	AGREEMENT DATE	MATURITY DATE	REVI... FINAN... AMOUNT (Tranche)	RR	PRINCIPLE BALANCE AS AT 31/08/2023 (FX)	DRAWN AMOUNT	DISBURSEMENT RATE	UNDRAWN AMOUNT	IMPLEMENTING AGENCY	PROJ... TION	PROJECT IMPLEMENTATION STATUS	COUNTY	COMMITMENT FEES SIINCE 2012 (KSHS)	Fixed Interest Rate	Variable (Margin) Interest Rate	No. Principal Repayments
2010002_2	Small Towns And Rural Water Supply and Sanitation	African Development Fund	Multilateral	GOK	05/04/2010	01/11/2060	99,515,153	USD	96,032,366.95	99,515,153	100.0%	Fully Drawn	Ministry of Water and Sanitation	The project addressed the water supply and sanitation problems through construction of Water Supply and Waste Water Infrastructure, water storage. Water supply system rehabilitation and extension works, wastewater and sanitation infrastructure works in small towns. Construction of 35 m high Yatta dam and rehabilitation of 60 km length of Yatta canal (embankment works, spillways, intake, water treatment works, channel rehabilitation, water supply and irrigation infrastructure, and compensation);	Completed	Siaya, Nyeri, Meru, Kitui, Machakos	22,932,058	0.75	-	AUA 89,564,335.51 in 60 Equal Repayments starting 01/05/2031 AND AUA 9,950,817.60 in 20 Equal Repayments starting 01/05/2020
2010001_1	Olkaria IV Geothermal Production Wells Drilling Project	Exim Bank of China	Bilateral	GOK	13/04/2010	21/03/2030	592,436,206	CNY	331,764,275.16	592,436,206	100.0%	Fully Drawn	State Department for Energy	Drilling of geothermal wells at Olkaria	Complete	Nakuru county	10,633,704	2.00	-	CNY 616,133,653.87 in 26 Equal Repayments starting 21/09/2017
2009029_1	Thika-Gatundu West Project	Government of Belgium	Bilateral	GOK	09/11/2009	31/12/2041	5,815,947	EUR	5,324,374.62	5,815,947	100.0%	Fully Drawn	-	-	Closed	-	-	-	-	EUR 41,847.26 in 1 Other Repayments starting 31/12/2041 AND EUR 116,227.29 in 1 Other Repayments starting 31/12/2040 AND EUR 303,900.00 in 1 Other Repayments starting 31/12/2039 AND EUR 5,166,300.17 in 17 Equal Repayments starting 31/12/2022 AND EUR 262,052.62 in 1 Other Repayments starting 31/12/2021 AND EUR 187,672.77 in 1 Equal Repayments starting 31/12/2020
2009028_1	Kenya Agricultural Productivity and Agribusiness Project	International Development Association	Multilateral	GOK	06/07/2009	01/05/2049	43,400,858	XDR	39,928,789.80	43,400,858	100.0%	Fully Drawn	Ministry of Agriculture	The project financed Agricultural Productivity and Agribusiness	Closed		-	0.75	-	XDR 868,016.88 in 1 Equal Repayments starting 01/05/2049 AND XDR 33,852,669.63 in 39 Equal Repayments starting 01/11/2029 AND XDR 8,680,171.60 in 20 Equal Repayments starting 01/11/2019
2009027_1	South Nyanza Community Dvpt Project	International Fund For Agricultural Dev.	Multilateral	GOK	30/09/2009	15/06/2051	4,000,000	XDR	3,102,606.05	3,650,256	91.3%	349,744	Ministry of Planning - Rural Development	Empowering Rural Communities through Community driven development projects, improve access to health care, water and sanitation improved decurity and nutrition	Closed. The undrawn amount to be cancelled.	Nyanza province Suba, Rachuonyo, Homa Bay, Migori, Kuria	-	0.75	-	XDR 38,953.00 in 1 Equal Repayments starting 15/06/2051 AND XDR 66,647.00 in 1 Equal Repayments starting 15/12/2048 AND XDR 3,894,400.00 in 64 Equal Repayments starting 15/06/2019
2009026_1	Technology Development Center Extension Project	Korea Economic Dev. Co-operation Fund	Bilateral	GOK	03/08/2009	20/08/2039	11,665,989,750	KRW	9,572,064,000.00	11,665,989,750	100.0%	Fully Drawn	State Department of ICT and Innovation	Technology Development Center Extension Project	Closed project	-	-	1.00	-	KRW 11,665,953,000.00 in 39 Equal Repayments starting 20/08/2020 AND KRW 299,163,750.00 in 1 Equal Repayments starting 20/02/2020
2009025_1	Nairobi-Thika Highway Improvemnt Project	Exim Bank of China	Bilateral	GOK	18/12/2009	21/03/2030	1,026,923,077	CNY	575,076,923.08	1,026,923,077	100.0%	Fully Drawn	State Department for Roads	Contruction of Thika Superhighway Lot 3 (Thika to Kenol)	Complete	Kiambu county	37,363,713	2.00	-	CNY 1,068,000,000.00 in 26 Equal Repayments starting 21/09/2017
2009024_1	Mombasa Nairobi Transmission Line Project	European Investment Bank	Multilateral	GOK	21/12/2009	31/03/2031	52,467,268	EUR	28,287,304.80	52,467,268	100.0%	Fully Drawn	Kenya Power and Lighting Company	Construction of Mombasa Nairobi Transmission Line Project	Completed	Mombasa , Voi,Makueni,Machakos,&Nairobi	3,096,603	1.50	-	EUR 49,502,783.40 in 28 Equal Repayments starting 30/09/2017 AND EUR 2,964,484.54 in 2 Equal Repayments starting 30/09/2016
2009023_1	Upgrading of Kenyatta National Hospital Project	Arab Bank For Econ.Dev.In Africa	Multilateral	GOK	12/05/2009	01/10/2045	6,000,000	USD	927,461.20	927,461	15.5%	5,072,539	Ministry of Health	The project involes construction and equipping Burns Management Centre and paediatric Emergency Centre	The current implementation status is at 53% of builders works	Nairobi County	-	1.00	-	Various unequal repayments
2009022_1	Improvement of Rural Roads and market Infrastructure in western Kenya	Govt of Fed. Republic of Germany - GTZ	Bilateral	GOK	14/12/2009	31/12/2048	7,250,000	EUR	5,550,877.39	6,675,877	92.1%	824,123	Kenya Rural Roads Authority (KeRRA)	To finance improvement of Rural Roads in Western Kenya and market infrastructure	Pending refund to KfW of KES 8,278,188 unused funds on Disposition Fund. Consultant Sweco has not settled WHT and penalties prior to submission of final fee notes to NT. KfW's final Project Evaluation conducted in Feb 2023. Post mission letter sent to KeRRA and copied to NT on 13.3.2023	Bungoma, Busia, Kakamega, Vihiga and Siaya	-	1.50	-	EUR 7,500,000.00 in 60 Equal Repayments starting 30/06/2019
2009021_5	Mombasa- Nairobi-Adis Ababa Road Corridor Project Phase 11(Marsabit-Turbi Road)	African Development Fund	Multilateral	GOK	11/12/2009	01/05/2060	1,664,490	JPK	1,606,232.86	1,664,490	100.0%	Fully Drawn	Ministry of Roads and Transport	The project involved construction to bitumen standard (Aphalt Concrete) of the road section Marsabit-Turbi (123Km) with 7m carriageway and 2m shoulders.	Completed	Marsabit	-	0.75	-	AUA 1,498,041.01 in 60 Equal Repayments starting 01/11/2030 AND AUA 166,449.00 in 20 Equal Repayments starting 01/05/2020
2009021_4	Mombasa- Nairobi-Adis Ababa Road Corridor Project Phase 11(Marsabit-Turbi Road)	African Development Fund	Multilateral	GOK	11/12/2009	01/05/2060	42,993,642	GBP	41,488,864.58	42,993,642	100.0%	Fully Drawn	Ministry of Roads and Transport	The project involved construction to bitumen standard (Aphalt Concrete) of the road section Marsabit-Turbi (123Km) with 7m carriageway and 2m shoulders.	Completed	Marsabit	-	0.75	-	AUA 38,694,277.85 in 60 Equal Repayments starting 01/11/2030 AND AUA 4,299,364.20 in 20 Equal Repayments starting 01/05/2020
2009021_3	Mombasa- Nairobi-Adis Ababa Road Corridor Project Phase 11(Marsabit-Turbi Road)	African Development Fund	Multilateral	GOK	11/12/2009	01/05/2060	19,512,441	USD	18,743,893.48	19,512,441	100.0%	Fully Drawn	Ministry of Roads and Transport	The project involved construction to bitumen standard (Aphalt Concrete) of the road section Marsabit-Turbi (123Km) with 7m carriageway and 2m shoulders.	Completed	Marsabit	-	0.75	-	AUA 292,688.21 in 1 Equal Repayments starting 01/11/2059 AND AUA 17,268,509.99 in 59 Equal Repayments starting 01/11/2030 AND AUA 1,819,531.20 in 20 Equal Repayments starting 01/05/2020

LOAN #	LOAN TITLE	CREDITOR NAME	CREDITOR CATEGORY	BORROWER	AGREEMENT DATE	MATURITY DATE	REVI... FINAN... AMOUNT (Tranche)	...R	PRINCIPLE BALANCE AS AT 31/08/2023 (FX)	DRAWN AMOUNT	DISBURSEMENT RATE	UNDRAWN AMOUNT	IMPLEMENTING AGENCY	PROJ... ...TION	PROJECT IMPLEMENTATION STATUS	COUNTY	COMMITMENT FEES SIINCE 2012 (KSHS)	Fixed Interest Rate	Variable (Margin) Interest Rate	No. Principal Repayments
2009021_2	Mombasa- Nairobi-Adis Ababa Road Corridor Project Phase 11(Marsabit-Turbi Road)	African Development Fund	Multilateral	GOK	11/12/2009	01/05/2060	49,603,662	EUR	47,867,533.62	49,603,662	100.0%	Fully Drawn	Ministry of Roads and Transport	The project involved construction to bitumen standard (Aphalt Concrete) of the road section Marsabit-Turbi (123Km) with 7m carriageway and 2m shoulders.	Completed	Marsabit	38,356,331	0.75	-	AUA 44,643,295.60 in 60 Equal Repayments starting 01/11/2030 AND AUA 4,960,366.18 in 20 Equal Repayments starting 01/05/2020
2009017_1	Kenyatta National Hospital Upgrading Project	Organisation of Petroleum Exp Countries	Multilateral	GOK	03/02/2009	15/08/2035	8,000,000	USD	-	1,174,614	14.7%	6,825,386	State Department for Roads	The project involes construction and equipping Burns Management Centre and paediatric Emergency Centre	Project Completed and the undisbursed amount cancelled	Garissa County	-	2.50	-	USD 6,825,386.01 in 25 Equal Repayments starting 15/02/2024 AND USD 152,525.17 in 1 Equal Repayments starting 15/02/2023 AND USD 122,108.82 in 1 Equal Repayments starting 15/08/2021 AND USD 533,320.00 in 2 Equal Repayments starting 15/08/2020 AND USD 100,000.00 in 1 Equal Repayments starting 15/02/2020 AND USD 266,660.00 in 1 Equal Repayments starting 15/08/2019
2009016_1	Pediatric Emergency Center & National Burns Center at KNH	Saudi Development Fund	Bilateral	GOK	26/11/2009	30/11/2039	24,000,000	SAR	-	4,552,776	19.0%	19,447,224	Ministry of Health	The project involes construction and equipping Burns Management Centre and paediatric Emergency Centre	The current implementation status is at 53% of builders works	Nairobi County	-	1.00	-	SAR 19,447,223.95 in 33 Equal Repayments starting 30/11/2023 AND SAR 352,776.05 in 1 Equal Repayments starting 31/05/2023 AND SAR 4,200,000.00 in 7 Equal Repayments starting 30/11/2019
2009015_1	East African Productivity Project	International Development Association	Multilateral	GOK	14/08/2009	15/05/2069	19,924,096	XDR	18,330,168.37	19,924,096	100.0%	Fully Drawn	Ministry of Agriculture	The project finaced agricultural Production	Closed		-	0.75	-	XDR 19,924,096.00 in 100 Equal Repayments starting 15/11/2019
2009014_1	Nairobi and Kisumu Water and Sanitation Projects	Agence Francaise De Development	Bilateral	GOK	25/09/2009	30/09/2032	45,851,424	EUR	31,113,466.34	45,851,424	100.0%	Fully Drawn	State Department for Water and Sanitation	This project aims at improving and expanding the network and infrastructure for drinking water and its sanitation in the City of Kisumu and Nairobi	Completed	Nairobi and Kisumu Counties	60,646,911	2.24	-	EUR 49,126,525.72 in 30 Equal Repayments starting 31/03/2018
2009012_1	Kenya Power Distribution System Modernization and strengthening Project (Phase 2) 1	Exim Bank of China	Bilateral	GOK	01/08/2009	21/09/2029	612,115,488	CNY	318,300,052.57	612,115,488	100.0%	Fully Drawn	State Department for Energy/ KETRACO	-	Complete	-	56,874,741	2.00	-	CNY 636,600,106.00 in 26 Equal Repayments starting 21/03/2017
2009011_5	Mombasa-Nairobi Transmission Line Project	African Development Fund	Multilateral	GOK	04/06/2009	01/05/2059	7,728,272	GBP	7,419,141.51	7,728,272	100.0%	Fully Drawn	State Department for Energy/ Kenya Electricity Transmission Company	The project involves the construction of a 450km 400kV double circuit transmission line Mombasa to Isinya , the construction of new transmission lines from Isinya to Embakasi substation in Nairpobi, and the expansion of substations at Embakasi and Rabai	Closed	Kilifi, Kwale, Voi, Makueni, Kajado, Nairobi	-	0.75	-	AUA 6,955,445.19 in 60 Equal Repayments starting 01/11/2029 AND AUA 772,827.20 in 20 Equal Repayments starting 01/11/2019
2009011_4	Mombasa-Nairobi Transmission Line Project	African Development Fund	Multilateral	GOK	04/06/2009	01/05/2059	18,479,974	EUR	17,740,774.67	18,479,974	100.0%	Fully Drawn	State Department for Energy/ Kenya Electricity Transmission Company	The project involves the construction of a 450km 400kV double circuit transmission line Mombasa to Isinya , the construction of new transmission lines from Isinya to Embakasi substation in Nairpobi, and the expansion of substations at Embakasi and Rabai	Closed	Kilifi, Kwale, Voi, Makueni, Kajado, Nairobi	-	0.75	-	AUA 16,631,976.23 in 60 Equal Repayments starting 01/11/2029 AND AUA 1,847,997.40 in 20 Equal Repayments starting 01/11/2019
2009011_3	Mombasa-Nairobi Transmission Line Project	African Development Fund	Multilateral	GOK	04/06/2009	01/05/2059	5,399,749	USD	5,183,758.91	5,399,749	100.0%	Fully Drawn	State Department for Energy/ Kenya Electricity Transmission Company	The project involves the construction of a 450km 400kV double circuit transmission line Mombasa to Isinya , the construction of new transmission lines from Isinya to Embakasi substation in Nairpobi, and the expansion of substations at Embakasi and Rabai	Closed	Kilifi, Kwale, Voi, Makueni, Kajado, Nairobi	-	0.75	-	AUA 4,859,774.03 in 60 Equal Repayments starting 01/11/2029 AND AUA 539,974.80 in 20 Equal Repayments starting 01/11/2019
2009011_2	Mombasa-Nairobi Transmission Line Project	African Development Fund	Multilateral	GOK	04/06/2009	01/05/2059	435,234	JPK	417,824.56	435,234	100.0%	Fully Drawn	State Department for Energy/ Kenya Electricity Transmission Company	The project involves the construction of a 450km 400kV double circuit transmission line Mombasa to Isinya , the construction of new transmission lines from Isinya to Embakasi substation in Nairpobi, and the expansion of substations at Embakasi and Rabai	Closed	Kilifi, Kwale, Voi, Makueni, Kajado, Nairobi	13,929,016	0.75	-	AUA 391,710.52 in 60 Equal Repayments starting 01/11/2029 AND AUA 43,523.40 in 20 Equal Repayments starting 01/11/2019
2009010_5	Restoration of the Infrastructure and Rural Livelhoods Project	African Development Fund	Multilateral	GOK	04/06/2009	01/04/2059	1,696,711	GBP	1,628,842.41	1,696,711	100.0%	Fully Drawn	Ministry of Agriculture and Livestock Development	The project involved reconstructing 19,000 low cost 3-room farm houses including produce storage space for returning households, provision of basic agricultural inputs packs each comprising of 50kg basal fertilizer,	Completed	Uasin Gishu	-	0.75	-	AUA 1,527,039.81 in 60 Equal Repayments starting 01/10/2029 AND AUA 169,671.00 in 20 Equal Repayments starting 01/10/2019
2009010_4	Restoration of the Infrastructure and Rural Livelhoods Project	African Development Fund	Multilateral	GOK	04/06/2009	01/04/2059	6,050,348	EUR	5,808,333.95	6,050,348	100.0%	Fully Drawn	Ministry of Agriculture and Livestock Development	The project involved reconstructing 19,000 low cost 3-room farm houses including produce storage space for returning households, provision of basic agricultural inputs packs each comprising of 50kg basal fertilizer,	Completed	Uasin Gishu	-	0.75	-	AUA 5,445,313.07 in 60 Equal Repayments starting 01/10/2029 AND AUA 605,034.80 in 20 Equal Repayments starting 01/10/2019
2009010_3	Restoration of the Infrastructure and Rural Livelhoods Project	African Development Fund	Multilateral	GOK	04/06/2009	01/04/2059	51,828	JPK	49,754.98	51,828	100.0%	Fully Drawn	Ministry of Agriculture and Livestock Development	The project involved reconstructing 19,000 low cost 3-room farm houses including produce storage space for returning households, provision of basic agricultural inputs packs each comprising of 50kg basal fertilizer,	Completed	Uasin Gishu	-	0.75	-	AUA 46,645.29 in 60 Equal Repayments starting 01/10/2029 AND AUA 5,182.82 in 20 Equal Repayments starting 01/10/2019
2009010_2	Restoration of the Infrastructure and Rural Livelhoods Project	African Development Fund	Multilateral	GOK	04/06/2009	01/04/2059	11,517,699	USD	11,056,991.42	11,517,699	100.0%	Fully Drawn	Ministry of Agriculture and Livestock Development	The project involved reconstructing 19,000 low cost 3-room farm houses including produce storage space for returning households, provision of basic agricultural inputs packs each comprising of 50kg basal fertilizer,	Completed	Uasin Gishu	-	0.75	-	AUA 10,365,929.42 in 60 Equal Repayments starting 01/10/2029 AND AUA 1,151,770.00 in 20 Equal Repayments starting 01/10/2019
2009008_1	Nothern Corridor Transport improvement Project Amended	International Development Association	Multilateral	GOK	08/05/2009	15/11/2048	171,771,500	XDR	156,312,065.11	171,771,500	100.0%	Fully Drawn	State Department for Roads	The project financed improvement of Nothern Corridor Transport	Closed		-	0.75	-	XDR 137,417,200.10 in 40 Equal Repayments starting 15/05/2029 AND XDR 34,354,300.02 in 20 Equal Repayments starting 15/05/2019

LOAN #	LOAN TITLE	CREDITOR NAME	CREDITOR CATEGORY	BORROWER	AGREEMENT DATE	MATURITY DATE	REV FINAL AMOUNT (Tranche)	RR	PRINCIPLE BALANCE AS AT 31/08/2023 (FX)	DRAWN AMOUNT	DISBURSEMENT RATE	UNDRAWN AMOUNT	IMPLEMENTING AGENCY	PROJ PTION	PROJECT IMPLEMENTATION STATUS	COUNTY	COMMITMENT FEES SIINCE 2012 (KSHS)	Fixed Interest Rate	Variable (Margin) Interest Rate	No. Principal Repayments
2009007_1	Energy Sector Recovery Project Amended	International Development Association	Multilateral	GOK	08/05/2009	01/12/2048	52,387,793	XDR	47,672,892.00	52,387,793	100.0%	Fully Drawn	Ministry of Energy	The project financed Energy Sector Recovery	Closed		-	0.75	-	XDR 1,047,755.80 in 1 Other Repayments starting 01/12/2048 AND XDR 40,862,478.93 in 39 Equal Repayments starting 01/06/2029 AND XDR 10,477,558.60 in 20 Equal Repayments starting 01/06/2019
2009006_1	Lake Victoria Enviromental Management Project 11 phase1	International Development Association	Multilateral	GOK	08/05/2009	15/11/2048	18,996,785	XDR	17,287,074.06	18,996,785	100.0%	Fully Drawn	Ministry of Fisheries and Blue Economy	The project financed environment Management in L.Victoria	Closed	Kisumu	-	0.75	-	XDR 15,197,427.71 in 40 Equal Repayments starting 15/05/2029 AND XDR 3,799,357.00 in 20 Equal Repayments starting 15/05/2019
2009005_1	Cash Transfer and Orphans and Vulnerable Children Project	International Development Association	Multilateral	GOK	08/05/2009	15/11/2048	31,895,182	XDR	29,024,615.62	31,895,182	100.0%	Fully Drawn	NDMA	The project financed Cash Transfer and Orphans and Vulnerable Children Project	Closed		-	0.75	-	XDR 3,706.19 in 1 Equal Repayments starting 15/05/2029 AND XDR 25,512,439.41 in 40 Equal Repayments starting 15/05/2029 AND XDR 6,379,036.40 in 20 Equal Repayments starting 15/05/2019
2009004_1	Mombasa Water and Sanitation Services Improvement Project	Agence Francaise De Development	Bilateral	GOK	03/04/2009	31/03/2032	37,320,411	EUR	23,991,693.04	37,320,411	100.0%	Fully Drawn	State Department for Water and Sanitation	The project involved rehabilitation of potable water production capacities of Baricho and Marere and extension of the network to Nyali.	Completed	Mombasa	-	2.25	-	EUR 39,986,155.07 in 30 Equal Repayments starting 30/09/2017
2009003_1	Mombasa Nairobi Power Transmission Line	Agence Francaise De Development	Bilateral	GOK	03/04/2009	31/01/2032	56,000,000	EUR	34,000,000.00	56,000,000	100.0%	Fully Drawn	State Department for Energy	-	Completed	-	-	2.25	-	EUR 60,000,000.00 in 30 Equal Repayments starting 31/07/2017
2009002_5	Community Empowerment and Institutional Support Project	African Development Fund	Multilateral	GOK	23/02/2009	01/11/2058	9,384,803	GBP	8,962,486.44	9,384,803	100.0%	Fully Drawn	Ministry of Planning - Rural Development	The project comprised of two components: (i) Capacity Building, and (ii) Strengthening Decentralized Development Planning and Finance through establishment of DIDCs to collect, process, store and disseminate information on local development. The DIDCs will be the district information hub and are expected to enhance citizens' and stakeholders' access to information on local development. The project constructed/rehabilitated, equiped and furnished 35 DIDC's.	Completed	Nationwide	-	0.75	-	AUA 8,446,322.33 in 60 Equal Repayments starting 01/05/2029 AND AUA 938,480.20 in 20 Equal Repayments starting 01/05/2019
2009002_4	Community Empowerment and Institutional Support Project	African Development Fund	Multilateral	GOK	23/02/2009	01/11/2058	2,177,389	USD	2,081,345.16	2,177,389	100.0%	Fully Drawn	Ministry of Planning - Rural Development	The project comprised of two components: (i) Capacity Building, and (ii) Strengthening Decentralized Development Planning and Finance through establishment of DIDCs to collect, process, store and disseminate information on local development. The DIDCs will be the district information hub and are expected to enhance citizens' and stakeholders' access to information on local development. The project constructed/rehabilitated, equiped and furnished 35 DIDC's.	Completed	Nationwide	-	0.75	-	AUA 1,963,958.22 in 60 Equal Repayments starting 01/05/2029 AND AUA 213,430.80 in 20 Equal Repayments starting 01/05/2019
2009002_3	Community Empowerment and Institutional Support Project	African Development Fund	Multilateral	GOK	23/02/2009	01/11/2058	5,864,271	EUR	5,600,378.88	5,864,271	100.0%	Fully Drawn	Ministry of Planning - Rural Development	The project comprised of two components: (i) Capacity Building, and (ii) Strengthening Decentralized Development Planning and Finance through establishment of DIDCs to collect, process, store and disseminate information on local development. The DIDCs will be the district information hub and are expected to enhance citizens' and stakeholders' access to information on local development. The project constructed/rehabilitated, equiped and furnished 35 DIDC's.	Completed	Nationwide	-	0.75	-	AUA 5,277,843.92 in 60 Equal Repayments starting 01/05/2029 AND AUA 586,427.20 in 20 Equal Repayments starting 01/05/2019
2009002_2	Community Empowerment and Institutional Support Project	African Development Fund	Multilateral	GOK	23/02/2009	01/11/2058	81,290	JPK	77,631.73	81,290	100.0%	Fully Drawn	Ministry of Planning - Rural Development	The project comprised of two components: (i) Capacity Building, and (ii) Strengthening Decentralized Development Planning and Finance through establishment of DIDCs to collect, process, store and disseminate information on local development. The DIDCs will be the district information hub and are expected to enhance citizens' and stakeholders' access to information on local development. The project constructed/rehabilitated, equiped and furnished 35 DIDC's.	Completed	Nationwide	4,617,005	0.75	-	AUA 73,160.79 in 60 Equal Repayments starting 01/05/2029 AND AUA 8,128.98 in 20 Equal Repayments starting 01/05/2019

LOAN #	LOAN TITLE	CREDITOR NAME	CREDITOR CATEGORY	BORROWER	AGREEMENT DATE	MATURITY DATE	REVIS... FINANC... AMOUNT (Tranche)	...R	PRINCIPLE BALANCE AS AT 31/08/2023 (FX)	DRAWN AMOUNT	DISBURSEMENT RATE	UNDRAWN AMOUNT	IMPLEMENTING AGENCY	PROJ... ...PTION	PROJECT IMPLEMENTATION STATUS	COUNTY	COMMITMENT FEES SINCE 2012 (KSHS)	Fixed Interest Rate	Variable (Margin) Interest Rate	No. Principal Repayments
2009001_5	Support for Technical,Industrial ,Vocational and Entrepreneurship Training Project	African Development Fund	Multilateral	GOK	23/02/2009	01/10/2060	166,634	JPK	159,135.70	166,634	100.0%	Fully Drawn	Ministry of Education	The project supported key activities of the KESSP-TIVET Investment Programme which included Construction of eight (8) New Technical Training Institutes (TTIs) across the eight provinces of the country; Upgrading of seven (7) Technical Training Institutes and one (1) Institute of Technology (ITs) into National Polytechnics (NPs); Upgrading three (3) National Polytechnics to degree awarding institutions, Refining and updating the national skills needs profile for key sectors; Review and development of competency based modular curriculum for five (5) training programs and piloting of new curricula informed by information from skills auditing; Promotion of entrepreneurial skills and attitude development across the curriculum; Production and provision of training materials and manuals and digitalization of TIVET curricula; and Staff (Instructors and Managers) capacity development across the target institutions as part of development and implementation of a	Completed	Nationwide	-	0.75	-	AUA 149,970.82 in 30 Equal Repayments starting 01/04/2031 AND AUA 16,663.42 in 20 Equal Repayments starting 01/04/2019
2009001_4	Support for Technical,Industrial ,Vocational and Entrepreneurship Training Project	African Development Fund	Multilateral	GOK	23/02/2009	01/10/2060	11,587,743	GBP	11,066,294.56	11,587,743	100.0%	Fully Drawn	Ministry of Education	The project supported key activities of the KESSP-TIVET Investment Programme which included Construction of eight (8) New Technical Training Institutes (TTIs) across the eight provinces of the country; Upgrading of seven (7) Technical Training Institutes and one (1) Institute of Technology (ITs) into National Polytechnics (NPs); Upgrading three (3) National Polytechnics to degree awarding institutions, Refining and updating the national skills needs profile for key sectors; Review and development of competency based modular curriculum for five (5) training programs and piloting of new curricula informed by information from skills auditing; Promotion of entrepreneurial skills and attitude development across the curriculum; Production and provision of training materials and manuals and digitalization of TIVET curricula; and Staff (Instructors and Managers) capacity development across the target institutions as part of development and implementation of a	Completed	Nationwide	-	0.75	-	AUA 10,428,968.69 in 60 Equal Repayments starting 01/04/2031 AND AUA 1,158,774.30 in 20 Equal Repayments starting 01/04/2019
2009001_3	Support for Technical,Industrial ,Vocational and Entrepreneurship Training Project	African Development Fund	Multilateral	GOK	23/02/2009	01/10/2060	5,999,865	EUR	5,729,871.04	5,999,865	100.0%	Fully Drawn	Ministry of Education	The project supported key activities of the KESSP-TIVET Investment Programme which included Construction of eight (8) New Technical Training Institutes (TTIs) across the eight provinces of the country; Upgrading of seven (7) Technical Training Institutes and one (1) Institute of Technology (ITs) into National Polytechnics (NPs); Upgrading three (3) National Polytechnics to degree awarding institutions, Refining and updating the national skills needs profile for key sectors; Review and development of competency based modular curriculum for five (5) training programs and piloting of new curricula informed by information from skills auditing; Promotion of entrepreneurial skills and attitude development across the curriculum; Production and provision of training materials and manuals and digitalization of TIVET curricula; and Staff (Instructors and Managers) capacity development across the target institutions as part of development and implementation of a	Completed	Nationwide	-	0.75	-	AUA 5,399,878.47 in 60 Equal Repayments starting 01/04/2031 AND AUA 599,986.49 in 20 Equal Repayments starting 01/04/2019

LOAN #	LOAN TITLE	CREDITOR NAME	CREDITOR CATEGORY	BORROWER	AGREEMENT DATE	MATURITY DATE	REVI... FINAL AMOUNT (Tranche)	RR	PRINCIPLE BALANCE AS AT 31/08/2023 (FX)	DRAWN AMOUNT	DISBURSEMENT RATE	UNDRAWN AMOUNT	IMPLEMENTING AGENCY	PROJ... PTION	PROJECT IMPLEMENTATION STATUS	COUNTY	COMMITMENT FEES SIINCE 2012 (KSHS)	Fixed Interest Rate	Variable (Margin) Interest Rate	No. Principal Repayments
2009001_2	Support for Technical,Industrial ,Vocational and Entrepreneurship Training Project	African Development Fund	Multilateral	GOK	23/02/2009	01/10/2060	7,482,869	USD	6,785,004.64	7,482,869	100.0%	Fully Drawn	Ministry of Education	The project supported key activities of the KESSP-TIVET Investment Programme which included Construction of eight (8) New Technical Training Institutes (TTIs) across the eight provinces of the country; Upgrading of seven (7) Technical Training Institutes and one (1) Institute of Technology (ITs) into National Polytechnics (NPs); Upgrading three (3) National Polytechnics to degree awarding institutions, Refining and updating the national skills needs profile for key sectors; Review and development of competency based modular curriculum for five (5) training programs and piloting of new curricula informed by information from skills auditing; Promotion of entrepreneurial skills and attitude development across the curriculum; Production and provision of training materials and manuals and digitalization of TIVET curricula; and Staff (Instructors and Managers) capacity development across the target institutions as part of development and implementation of a	Completed	Nationwide	-	0.75	-	AUA 108,635.58 in 1 Equal Repayments starting 01/04/2057 AND AUA 6,285,609.68 in 56 Equal Repayments starting 01/04/2029 AND AUA 710,471.60 in 20 Equal Repayments starting 01/04/2019
2008009_1	Secondary Schools E-learning Package and related Infrastructure	Government of Belgium	Bilateral	GOK	03/12/2008	31/12/2042	4,501,737	EUR	4,073,080.65	4,626,801	99.4%	26,749	Ministry of Education	The Project entailed skill slab expansion at KMTC and development of the management training modules for principals.	Closed. The undrawn was cancelled.	Nationwide	-	-	-	EUR 26,748.60 in 1 Equal Repayments starting 31/12/2042 AND EUR 79,527.28 in 1 Equal Repayments starting 31/12/2041 AND EUR 123,864.88 in 1 Equal Repayments starting 31/12/2040 AND EUR 168,247.32 in 1 Equal Repayments starting 31/12/2039 AND EUR 3,932,781.19 in 17 Equal Repayments starting 31/12/2022 AND EUR 151,812.79 in 1 Equal Repayments starting 31/12/2021 AND EUR 107,475.19 in 1 Equal Repayments starting 31/12/2020 AND EUR 63,092.70 in 1 Equal Repayments starting 31/12/2019
2008007_1	Kilimambogo-Githambo-Nyaga-Kiganjo Power Project	KBC BANK	Bilateral	GOK	03/12/2008	31/05/2024	13,472,888	EUR	962,349.14	13,472,888	100.0%	Fully Drawn	Ministry of Energy	Project entailed supply and installation of electrical works in Kilimabogo-Githambo in Kiambu County	Project closed	Kiambu County	321,390	-	-	EUR 13,472,888.00 in 28 Equal Repayments starting 30/11/2010
2008006_1	Nairobi Eastern and Nothern Bypass Project	Exim Bank of China	Bilateral	GOK	15/12/2008	21/01/2029	104,400,000	USD	39,600,000.00	104,400,000	100.0%	Fully Drawn	State Department for Roads	Road contraction from Ruaka to City Cabanas	Complete	Kiambu and Nairobi Counties	4,047,036	2.00	-	USD 108,000,000.00 in 30 Equal Repayments starting 21/07/2014
2008005_1	Kenya Procurement of Equipments for National Youth Sevice Project	Exim Bank of China	Bilateral	GOK	15/12/2008	21/09/2028	363,861,090	CNY	160,098,879.46	363,861,090	100.0%	Fully Drawn	State Department for Economic Planning	Procurement of Equipments for National Youth Sevice	Complete	National wide	1,109,857	2.00	-	CNY 378,415,533.26 in 26 Equal Repayments starting 21/03/2016
2008004_1	Water Sector Dev. Prog. Ph.II Stg.2 (INV. Measure)	Govt of Fed. Republic of Germany - GTZ	Bilateral	GOK	21/05/2008	30/06/2048	25,206,912	EUR	21,730,096.26	25,206,912	100.0%	Fully Drawn			Closed		8,845,620	0.75	-	EUR 434,598.26 in 1 Other Repayments starting 30/06/2048 AND EUR 25,641,518.00 in 59 Equal Repayments starting 30/12/2018
2008003_1	Smallholder Irrigation Programme Mt. Kenya Phase II	Govt of Fed. Republic of Germany - GTZ	Bilateral	GOK	21/05/2008	30/06/2046	3,384,000	EUR	2,688,000.00	3,384,000	100.0%	Fully Drawn			Closed		339,533	0.75	-	EUR 1,180,000.00 in 20 Equal Repayments starting 30/12/2036 AND EUR 2,320,000.00 in 40 Equal Repayments starting 30/12/2016
2008002_1	Water and Sanitation Service Improvement Project	International Development Association	Multilateral	GOK	04/06/2008	15/10/2047	96,179,292	XDR	85,599,570.28	96,179,292	100.0%	Fully Drawn	-	The project financed Water and Sanitation Service	Closed		-	0.75	-	XDR 1,923,585.86 in 1 Equal Repayments starting 15/10/2047 AND XDR 75,019,848.15 in 39 Equal Repayments starting 15/04/2028 AND XDR 19,235,858.40 in 20 Equal Repayments starting 15/04/2018
2008001_1	Bura Irrigation and Settlement Scheme Rehab. Proj.	Arab Bank For Econ.Dev.In Africa	Multilateral	GOK	28/04/2008	01/08/2043	8,000,000	USD	5,637,266.91	5,637,267	70.5%	2,362,733	State Department for Irrigation	project entails construction of gravity intake, 26 KM new canal, rehabilitation of irrigation works and provision of equipments, extension services and credit to allow reliable irrigation of 5460 hectares	The project Lot 1 is at 98.8 percent and for Lot 2 is at a 52 percent completion rate	Tana River County	-	1.00	-	USD 8,000,000.00 in 40 Percentage Based Repayments starting 01/02/2024
2007103_2	Mombasa Port Development Programme	Government of Japan	Bilateral	KPA	01/01/2007	20/11/2047	2,509,157	JPK	1,736,328.89	2,246,482	8.8%	347,739	State Department for Roads	The Project entails conirsuction works for the development of Mombasa Port	Implementation ongoing	Mombasa County	-	0.01	-	
2007103_1	Mombasa Port Development Programme	Government of Japan	Bilateral	KPA	01/01/2007	20/11/2047	22,956,660	JPK	19,060,068.99	22,956,660	100.0%	Fully Drawn	State Department for Roads	-	Closed	Mombasa County	-	0.20	-	
2007101_1	Sondu - Miriu Hydropower Project Sangoro Power Plant	Government of Japan	Bilateral	KENGEN	23/01/2007	20/02/2047	4,247,214	JPK	3,326,942.00	4,247,214	100.0%	Fully Drawn	State Department of Energy	Sondu Miriu Hydropower Project and electrical works	Closed	Kisumu County	-	0.75	-	
2007023_1	Smallholder Horticulture Marketing Programme	International Fund For Agricultural Dev.	Multilateral	GOK	10/07/2007	15/12/2046	15,600,000	XDR	10,851,846.39	13,854,196	88.8%	1,745,804	Agricurura Livestock Development	To Improve farm productivity and incomes, health and welfare of rural kenyans by increasing the quality and consumption of fruits and vegetables: focus - horticultural producers, input suppliers (stockist) traders, transporters and processors	Closed. The undrawn amount to be cancelled.	Kisii, Gucha, Bungoma, Embu, Buret, Meru Central, Nyandarua nad Nandi South.	-	0.75	-	XDR 1,743,000.00 in 6 Equal Repayments starting 15/06/2044 AND XDR 13,857,000.00 in 60 Equal Repayments starting 15/06/2017
2007021_5	Water Services Boards Support Project	African Development Fund	Multilateral	GOK	26/11/2007	01/11/2057	16,226,632	GBP	15,334,166.88	16,226,632	100.0%	Fully Drawn	Ministry of Water and Sanitation	The Water Services Boards Support Project supported four water services boards: the Athi Water Services Board (AWSB), the Lake Victoria South Water Services Board (LVSWSB), the Northern Water Services Board (NWSB), and the Tana Water Services Board (TWSB). The project provided improved water supply and sanitation services for the beneficiaries.	Completed	Migori, Murang'a, Nyandarua and Isiolo	-	0.75	-	AUA 14,603,968.44 in 60 Equal Repayments starting 01/05/2028 AND AUA 1,622,663.20 in 20 Equal Repayments starting 01/05/2018

LOAN #	LOAN TITLE	CREDITOR NAME	CREDITOR CATEGORY	BORROWER	AGREEMENT DATE	MATURITY DATE	REVISED FINANCIER AMOUNT (Tranche)	CURR	PRINCIPLE BALANCE AS AT 31/08/2023 (FX)	DRAWN AMOUNT	DISBURSEMENT RATE	UNDRAWN AMOUNT	IMPLEMENTING AGENCY	PROJECT DESCRIPTION	PROJECT IMPLEMENTATION STATUS	COUNTY	COMMITMENT FEES SIINCE 2012 (KSHS)	Fixed Interest Rate	Variable (Margin) Interest Rate	No. Principal Repayments
2007021_4	Water Services Boards Support Project	African Development Fund	Multilateral	GOK	26/11/2007	01/11/2057	9,327,622	EUR	8,814,602.93	9,327,622	100.0%	Fully Drawn	Ministry of Water and Sanitation	The Water Services Boards Support Project supported four water services boards: the Athi Water Services Board (AWSB), the Lake Victoria South Water Services Board (LVSWSB), the Northern Water Services Board (NWSB), and the Tana Water Services Board (TWSB). The project provided improved water supply and sanitation services for the beneficiaries.	Completed	Migori, Murang'a, Nyandarua and Isiolo	-	0.75	-	AUA 8,394,859.94 in 60 Equal Repayments starting 01/05/2028 AND AUA 932,762.20 in 20 Equal Repayments starting 01/05/2018
2007021_3	Water Services Boards Support Project	African Development Fund	Multilateral	GOK	26/11/2007	01/11/2057	477,186	JPK	450,941.11	477,186	100.0%	Fully Drawn	Ministry of Water and Sanitation	The Water Services Boards Support Project supported four water services boards: the Athi Water Services Board (AWSB), the Lake Victoria South Water Services Board (LVSWSB), the Northern Water Services Board (NWSB), and the Tana Water Services Board (TWSB). The project provided improved water supply and sanitation services for the beneficiaries.	Completed	Migori, Murang'a, Nyandarua and Isiolo	-	0.75	-	AUA 429,467.72 in 60 Equal Repayments starting 01/05/2028 AND AUA 47,718.64 in 20 Equal Repayments starting 01/05/2018
2007021_2	Water Services Boards Support Project	African Development Fund	Multilateral	GOK	26/11/2007	01/11/2057	9,083,386	USD	8,579,702.58	9,083,386	100.0%	Fully Drawn	Ministry of Water and Sanitation	The Water Services Boards Support Project supported four water services boards: the Athi Water Services Board (AWSB), the Lake Victoria South Water Services Board (LVSWSB), the Northern Water Services Board (NWSB), and the Tana Water Services Board (TWSB). The project provided improved water supply and sanitation services for the beneficiaries.	Completed	Migori, Murang'a, Nyandarua and Isiolo	10,602,818	0.75	-	AUA 136,250.94 in 1 Equal Repayments starting 01/11/2057 AND AUA 8,038,796.61 in 60 Equal Repayments starting 01/05/2028 AND AUA 899,233.40 in 20 Equal Repayments starting 01/05/2018
2007020_5	Small Scale Horticultural Development Project	African Development Fund	Multilateral	GOK	26/11/2007	01/05/2057	7,020,117	GBP	6,634,010.77	7,020,117	100.0%	Fully Drawn	Ministry of Agriculture and Livestock Development	The project involved irigation and infrstructure development which included rehabilitation of 9 existing smallholder irrigation schemes covering an area of 2,886 ha benefitting 5,812 households.	Completed	Machakos, Narok, Nakuru, Kiambu, Kajiado, Elgeyo-Marakwet, Embu and Meru	-	0.75	-	AUA 6,318,105.46 in 60 Equal Repayments starting 01/11/2027 AND AUA 702,011.80 in 20 Equal Repayments starting 01/05/2018
2007020_4	Small Scale Horticultural Development Project	African Development Fund	Multilateral	GOK	26/11/2007	01/05/2057	128,219	JPK	121,166.95	128,219	100.0%	Fully Drawn	Ministry of Agriculture and Livestock Development	The project involved irigation and infrstructure development which included rehabilitation of 9 existing smallholder irrigation schemes covering an area of 2,886 ha benefitting 5,812 households.	Completed	Machakos, Narok, Nakuru, Kiambu, Kajiado, Elgeyo-Marakwet, Embu and Meru	-	0.75	-	AUA 115,397.10 in 60 Equal Repayments starting 01/11/2027 AND AUA 12,821.90 in 20 Equal Repayments starting 01/05/2018
2007020_3	Small Scale Horticultural Development Project	African Development Fund	Multilateral	GOK	26/11/2007	01/05/2057	3,773,839	USD	3,566,277.46	3,773,839	100.0%	Fully Drawn	Ministry of Agriculture and Livestock Development	The project involved irigation and infrstructure development which included rehabilitation of 9 existing smallholder irrigation schemes covering an area of 2,886 ha benefitting 5,812 households.	Completed	Machakos, Narok, Nakuru, Kiambu, Kajiado, Elgeyo-Marakwet, Embu and Meru	-	0.75	-	AUA 3,396,454.75 in 60 Equal Repayments starting 01/11/2027 AND AUA 377,383.80 in 20 Equal Repayments starting 01/05/2018
2007020_2	Small Scale Horticultural Development Project	African Development Fund	Multilateral	GOK	26/11/2007	01/05/2057	5,348,981	EUR	5,054,786.95	5,348,981	100.0%	Fully Drawn	Ministry of Agriculture and Livestock Development	The project involved irigation and infrstructure development which included rehabilitation of 9 existing smallholder irrigation schemes covering an area of 2,886 ha benefitting 5,812 households.	Completed	Machakos, Narok, Nakuru, Kiambu, Kajiado, Elgeyo-Marakwet, Embu and Meru	4,775,274	0.75	-	AUA 4,814,082.85 in 60 Equal Repayments starting 01/11/2027 AND AUA 534,898.00 in 20 Equal Repayments starting 01/05/2018
2007019_5	Nairobi-Thika Highway Project	African Development Fund	Multilateral	GOK	26/11/2007	01/05/2057	24,923,330	GBP	23,552,546.41	24,923,330	100.0%	Fully Drawn	Ministry of Roads and Transport	Provision of additional capacity through construction of additional lanes (from 4 to six/eight-lane highway, construction of service roads to segregate through traffic from local traffic, construction of 6 interchanges	Completed	Nairobi and Kiambu	-	0.75	-	AUA 373,850.10 in 1 Equal Repayments starting 01/05/2057 AND AUA 22,057,146.46 in 59 Equal Repayments starting 01/11/2027 AND AUA 2,492,333.00 in 20 Equal Repayments starting 01/05/2018
2007019_4	Nairobi-Thika Highway Project	African Development Fund	Multilateral	GOK	26/11/2007	01/05/2057	41,232,707	EUR	38,964,908.29	41,232,707	100.0%	Fully Drawn	Ministry of Roads and Transport	Provision of additional capacity through construction of additional lanes (from 4 to six/eight-lane highway, construction of service roads to segregate through traffic from local traffic, construction of 6 interchanges	Completed	Nairobi and Kiambu	-	0.75	-	AUA 37,109,436.51 in 60 Equal Repayments starting 01/11/2027 AND AUA 4,123,270.80 in 20 Equal Repayments starting 01/05/2018
2007019_3	Nairobi-Thika Highway Project	African Development Fund	Multilateral	GOK	26/11/2007	01/05/2057	3,091,087	JPK	2,921,077.21	3,091,087	100.0%	Fully Drawn	Ministry of Roads and Transport	Provision of additional capacity through construction of additional lanes (from 4 to six/eight-lane highway, construction of service roads to segregate through traffic from local traffic, construction of 6 interchanges	Completed	Nairobi and Kiambu	-	0.75	-	AUA 2,781,978.30 in 60 Equal Repayments starting 01/11/2027 AND AUA 309,108.70 in 20 Equal Repayments starting 01/05/2018

LOAN #	LOAN TITLE	CREDITOR NAME	CREDITOR CATEGORY	BORROWER	AGREEMENT DATE	MATURITY DATE	REVISED FINANCIAL AMOUNT (Tranche)	CURR	PRINCIPLE BALANCE AS AT 31/08/2023 (FX)	DRAWN AMOUNT	DISBURSEMENT RATE	UNDRAWN AMOUNT	IMPLEMENTING AGENCY	PROJECT DESCRIPTION	PROJECT IMPLEMENTATION STATUS	COUNTY	COMMITMENT FEES SIINCE 2012 (KSHS)	Fixed Interest Rate	Variable (Margin) Interest Rate	No. Principal Repayments
2007019_2	Nairobi-Thika Highway Project	African Development Fund	Multilateral	GOK	26/11/2007	01/05/2057	51,733,624	USD	48,888,274.92	51,733,624	100.0%	Fully Drawn	Ministry of Roads and Transport	Provision of additional capacity through construction of additional lanes (from 4 to six/eight-lane highway, construction of service roads to segregate through traffic from local traffic, construction of 6 interchanges	Completed	Nairobi and Kiambu	89,718,857	0.75	-	AUA 46,560,261.84 in 60 Equal Repayments starting 01/11/2027 AND AUA 5,173,362.40 in 20 Equal Repayments starting 01/05/2018
2007018_1	Procurement of Power Line Materials	Exim Bank of China	Bilateral	GOK	24/12/2007	21/03/2028	37,472,202	CNY	14,988,880.94	37,472,202	100.0%	Fully Drawn	State Department for Energy	-	Complete	National wide	-	2.00	-	CNY 38,971,090.44 in 26 Equal Repayments starting 21/09/2015
2007017_1	E-Government Project	Exim Bank of China	Bilateral	GOK	24/12/2007	21/03/2028	271,151,507	CNY	108,460,602.47	271,151,507	100.0%	Fully Drawn	State Department for ICT and DE	-	Complete	National wide	20,462,350	2.00	-	CNY 281,997,565.98 in 26 Equal Repayments starting 21/09/2015
2007015_1	Rabai-Galu Project	KBC BANK	Bilateral	GOK	26/10/2007	30/09/2025	11,557,106	EUR	1,805,797.82	11,557,106	100.0%	Fully Drawn	Ministry of Energy	Project entailed supply and installation of electrical works in Rabai and Galu in Kilifi County	Project closed	Kilifi County	-	-	-	EUR 11,557,106.24 in 32 Equal Repayments starting 31/03/2010
2007014_1	Garissa Sewerage Project -Kenya	Arab Bank For Econ.Dev.In Africa	Multilateral	GOK	04/06/2007	01/04/2039	3,660,435	USD	2,948,434.95	3,660,435	100.0%	Fully Drawn	Ministry of Water and Sanitation	The project entails construction of sewarage and treatment system in addition to contributing to the prevention of pollution c aused by sewerage discharged directly to Tana River	completed	Garissa County	-	1.00	-	Various Unequal repayments
2007013_1	Bura Irrigation and Settlement Scheme Rehabilitation Project	KUWAIT FUND FOR ARAB ECONOMIC DEV.	Bilateral	GOK	13/12/2007	15/02/2034	6,000,000	KWD	-	2,560,557	42.7%	3,439,443	State Department for Irrigation	The project entails construction of gravity intake, 26 KM new canal, rehabilitation of irrigation works and provision of equipments, extension services and credit to allow reliable irrigation of 5460 hectares	The project Lot 1 is at 98.8 percent and for Lot 2 is at a 52 percent completion rate	Tana River County	-	2.50	-	KWD 3,439,442.08 in 21 Equal Repayments starting 15/02/2024 AND KWD 67,343.93 in 1 Equal Repayments starting 15/08/2023 AND KWD 94,556.62 in 1 Equal Repayments starting 15/02/2023 AND KWD 101,715.47 in 1 Equal Repayments starting 15/08/2022 AND KWD 46,941.90 in 1 Equal Repayments starting 15/02/2022 AND KWD 2,250,000.00 in 15 Equal Repayments starting 15/08/2014
2007012_1	Bura Irrigation Rehabilitation Project	Organisation of Petroleum Exp Countries	Multilateral	GOK	19/11/2007	15/12/2027	5,534,221	USD	3,428,990.38	5,534,221	100.0%	Fully Drawn	Ministry of Health	The project involes construction and equipping Burns Management Centre and paediatric Emergency Centre	The current implementation status is at 53% of builders works	Nairobi County	-	2.25	-	Various Unequal repayments
2007010_1	Ngong Hills Wind Turbines Project	KBC BANK	Bilateral	GOK	26/10/2007	26/10/2024	11,314,682	EUR	1,170,484.32	11,314,682	100.0%	Fully Drawn	Ministry of Energy	Construction and installation of Wind Mills and Turbines in Ngong Hills	Project closed	Kajiado County [Ngong Hills]	-	-	-	EUR 11,314,681.73 in 29 Equal Repayments starting 26/10/2010
2007009_1	Total War Against HIV and AIDS Project	International Development Association	Multilateral	GOK	18/07/2007	15/05/2047	51,484,681	XDR	45,267,149.55	51,484,681	100.0%	Fully Drawn	-	The project financed War Against HIV and AIDS	Closed		-	0.75	-	XDR 41,150,411.47 in 40 Equal Repayments starting 15/11/2027 AND XDR 7,718,883.90 in 15 Equal Repayments starting 15/05/2020 AND XDR 2,615,385.50 in 5 Equal Repayments starting 15/11/2017
2007008_3	Transparency and Communications Infrastructure Project	International Development Association	Multilateral	GOK	23/05/2007	01/02/2054	74,528,942	XDR	64,825,406.56	74,528,942	100.0%	Fully Drawn	Ministry of Environment	The project financed Forestry Development	Closed		-	0.75	-	XDR 59,609,569.20 in 40 Equal Repayments starting 15/08/2027 AND XDR 14,157,272.78 in 19 Equal Repayments starting 15/02/2018 AND XDR 762,100.00 in 1 Other Repayments starting 15/08/2017
2007008_2	Transparency and Communications Infrastructure Project	International Development Association	Multilateral	GOK	23/05/2007	01/02/2054	18,464,755	XDR	18,464,755.00	18,464,755	100.0%	Fully Drawn	Ministry of Environment	The project financed Forestry Development	Closed		-	0.75	-	XDR 14,771,804.40 in 40 Equal Repayments starting 01/08/2034 AND XDR 3,692,951.00 in 20 Equal Repayments starting 01/08/2024
2007008_1	Transparency and Communications Infrastructure Project	International Development Association	Multilateral	GOK	23/05/2007	01/02/2054	33,472,003	XDR	32,467,842.82	33,472,003	100.0%	Fully Drawn	Ministry of Environment	The project financed Forestry Development	Closed		-	0.75	-	XDR 669,439.97 in 1 Equal Repayments starting 15/02/2052 AND XDR 26,108,162.34 in 39 Equal Repayments starting 15/08/2032 AND XDR 6,694,400.60 in 20 Equal Repayments starting 15/08/2022
2007007_1	Western Kenya Community Driven Development and Flood Mitigation Project	International Development Association	Multilateral	GOK	07/05/2007	15/11/2048	51,060,841	XDR	41,981,938.65	48,619,848	95.2%	2,440,993	Ministry of Environment	The project financed Forestry Development	Closed		-	0.75	-	XDR 40,848,672.78 in 40 Equal Repayments starting 15/05/2027 AND XDR 10,212,168.19 in 20 Equal Repayments starting 15/05/2017
2007006_1	Natural Resource Management Project	International Development Association	Multilateral	GOK	07/05/2007	15/11/2046	37,518,537	XDR	32,641,126.89	37,518,537	100.0%	Fully Drawn	Ministry of Environment	The project financed Forestry Development	Closed		-	0.75	-	XDR 750,370.83 in 1 Other Repayments starting 15/11/2046 AND XDR 29,264,458.47 in 39 Equal Repayments starting 15/05/2027 AND XDR 7,503,707.40 in 20 Equal Repayments starting 15/05/2017
2007005_1	Development of the National Statistical System Project	International Development Association	Multilateral	GOK	23/05/2007	01/11/2046	8,216,859	XDR	7,148,667.66	8,216,859	100.0%	Fully Drawn	Ministry of Environment	The project financed Forestry Development	Closed		-	0.75	-	XDR 164,337.12 in 1 Equal Repayments starting 01/11/2046 AND XDR 6,409,150.41 in 39 Equal Repayments starting 01/05/2027 AND XDR 1,643,371.80 in 20 Equal Repayments starting 01/05/2017
2007004_1	Dundori-Njabini Road Project	Saudi Development Fund	Bilateral	GOK	28/02/2007	30/11/2036	37,500,000	SAR	25,326,000.00	37,500,000	100.0%	Fully Drawn	State Department for Roads	-	Completed	Nyandarua County	-	1.00	-	SAR 36,582,000.00 in 39 Equal Repayments starting 30/11/2017 AND SAR 918,000.00 in 1 Other Repayments starting 31/05/2017
2007003_8	Arusha-Namanga-Athi River Road Development Project	African Development Fund	Multilateral	GOK	08/02/2007	01/11/2056	2,147,223	JPK	2,007,653.70	2,147,223	100.0%	Fully Drawn	Ministry of Roads and Transport	The project involved rehabilitation/reconstruction of the Athi River-Namanga (136Km) to 7m carriageway surfaced with asphalt concrete and 2m wide shoulders.	Completed	Machakos and Kajiado	-	0.75	-	AUA 1,932,500.89 in 60 Equal Repayments starting 01/05/2027 AND AUA 214,722.32 in 20 Equal Repayments starting 01/05/2017
2007003_5	Arusha-Namanga-Athi River Road Development Project	African Development Fund	Multilateral	GOK	08/02/2007	01/11/2056	3,665,631	GBP	3,427,364.98	3,665,631	100.0%	Fully Drawn	Ministry of Roads and Transport	The project involved rehabilitation/reconstruction of the Athi River-Namanga (136Km) to 7m carriageway surfaced with asphalt concrete and 2m wide shoulders.	Completed	Machakos and Kajiado	-	0.75	-	AUA 3,299,067.86 in 60 Equal Repayments starting 01/05/2027 AND AUA 366,563.20 in 20 Equal Repayments starting 01/05/2017
2007003_3	Arusha-Namanga-Athi River Road Development Project	African Development Fund	Multilateral	GOK	08/02/2007	01/11/2056	8,983,129	EUR	8,399,226.01	8,983,129	100.0%	Fully Drawn	Ministry of Roads and Transport	The project involved rehabilitation/reconstruction of the Athi River-Namanga (136Km) to 7m carriageway surfaced with asphalt concrete and 2m wide shoulders.	Completed	Machakos and Kajiado	-	0.75	-	AUA 8,084,816.46 in 60 Equal Repayments starting 01/05/2027 AND AUA 898,313.00 in 20 Equal Repayments starting 01/05/2017
2007003_2	Arusha-Namanga-Athi River Road Development Project	African Development Fund	Multilateral	GOK	08/02/2007	01/11/2056	31,005,181	USD	28,989,844.22	31,005,181	100.0%	Fully Drawn	Ministry of Roads and Transport	The project involved rehabilitation/reconstruction of the Athi River-Namanga (136Km) to 7m carriageway surfaced with asphalt concrete and 2m wide shoulders.	Completed	Machakos and Kajiado	3,947,372	0.75	-	AUA 27,904,662.92 in 60 Equal Repayments starting 01/05/2027 AND AUA 3,100,518.00 in 20 Equal Repayments starting 01/05/2017

LOAN #	LOAN TITLE	CREDITOR NAME	CREDITOR CATEGORY	BORROWER	AGREEMENT DATE	MATURITY DATE	REVISED FINANCIAL AMOUNT (Tranche)	CURR	PRINCIPLE BALANCE AS AT 31/08/2023 (FX)	DRAWN AMOUNT	DISBURSEMENT RATE	UNDRAWN AMOUNT	IMPLEMENTING AGENCY	PROJECT DESCRIPTION	PROJECT IMPLEMENTATION STATUS	COUNTY	COMMITMENT FEES SIINCE 2012 (KSHS)	Fixed Interest Rate	Variable (Margin) Interest Rate	No. Principal Repayments
2007001_9	Sigor Wei-Wei Agricultural Scheme Phase III-CDP	Government of Italy	Bilateral	GOK	23/01/2007	22/09/2049	263,468	EUR	263,467.87	263,468	100.0%	Fully Drawn	State Department for ASALS and Regional Development	The project involve laying of irrigation infrastructure and supply for farming equipments for the farmers	Closed component	West Pokot County	-	-	-	EUR 6,586.57 in 1 Equal Repayments starting 22/09/2049 AND EUR 256,881.30 in 39 Equal Repayments starting 22/03/2030
2007001_8	Sigor Wei-Wei Agricultural Scheme Phase III-CDP	Government of Italy	Bilateral	GOK	23/01/2007	22/09/2049	175,825	EUR	175,825.39	175,825	100.0%	Fully Drawn	State Department for ASALS and Regional Development	The project involve laying of irrigation infrastructure and supply for farming equipments for the farmers	Closed component	West Pokot County	-	-	-	EUR 4,395.82 in 1 Equal Repayments starting 22/03/2049 AND EUR 171,429.57 in 39 Equal Repayments starting 22/03/2030
2007001_7	Sigor Wei-Wei Agricultural Scheme Phase III-CDP	Government of Italy	Bilateral	GOK	23/01/2007	22/09/2049	51,050	EUR	51,050.00	51,050	100.0%	Fully Drawn	State Department for ASALS and Regional Development	The project involve laying of irrigation infrastructure and supply for farming equipments for the farmers	Closed component	West Pokot County	-	-	-	EUR 51,050.00 in 40 Equal Repayments starting 22/03/2030
2007001_6	Sigor Wei-Wei Agricultural Scheme Phase III-CDP	Government of Italy	Bilateral	GOK	23/01/2007	22/09/2049	652,750	EUR	652,750.08	652,750	100.0%	Fully Drawn	State Department for ASALS and Regional Development	The project involve laying of irrigation infrastructure and supply for farming equipments for the farmers	Closed component	West Pokot County	-	-	-	EUR 16,318.83 in 1 Equal Repayments starting 22/09/2049 AND EUR 636,431.25 in 39 Equal Repayments starting 22/03/2030
2007001_5	Sigor Wei-Wei Agricultural Scheme Phase III-CDP	Government of Italy	Bilateral	GOK	23/01/2007	22/09/2049	329,547	EUR	329,546.88	329,547	100.0%	Fully Drawn	State Department for ASALS and Regional Development	The project involve laying of irrigation infrastructure and supply for farming equipments for the farmers	Closed component	West Pokot County	-	-	-	EUR 329,546.88 in 40 Equal Repayments starting 22/03/2030
2007001_4	Sigor Wei-Wei Agricultural Scheme Phase III-CDP	Government of Italy	Bilateral	GOK	23/01/2007	22/09/2049	67,485	EUR	67,485.00	67,485	100.0%	Fully Drawn	State Department for ASALS and Regional Development	The project involve laying of irrigation infrastructure and supply for farming equipments for the farmers	Closed component	West Pokot County	-	-	-	EUR 67,485.00 in 40 Equal Repayments starting 22/03/2030
2007001_3	Sigor Wei-Wei Agricultural Scheme Phase III-CDP	Government of Italy	Bilateral	GOK	23/01/2007	22/09/2049	554,988	EUR	554,988.22	554,988	100.0%	Fully Drawn	State Department for ASALS and Regional Development	The project involve laying of irrigation infrastructure and supply for farming equipments for the farmers	Closed component	West Pokot County	-	-	-	EUR 554,988.22 in 40 Equal Repayments starting 22/03/2030
2007001_2	Sigor Wei-Wei Agricultural Scheme Phase III-CDP	Government of Italy	Bilateral	GOK	23/01/2007	22/09/2049	72,720	EUR	67,485.00	67,485	0.7%	5,235	State Department for ASALS and Regional Development	The project involve laying of irrigation infrastructure and supply for farming equipments for the farmers	The projectis progressing well and expected to be complete in March, 2024	West Pokot County	-	-	-	EUR 72,720.00 in 40 Equal Repayments starting 22/03/2030
2007001_10	Sigor Wei-Wei Agricultural Scheme Phase III-CDP	Government of Italy	Bilateral	GOK	23/01/2007	22/09/2049	243,471	EUR	243,471.43	243,471	100.0%	Fully Drawn	State Department for ASALS and Regional Development	The project involve laying of irrigation infrastructure and supply for farming equipments for the farmers	Closed component	West Pokot County	-	-	-	EUR 6,086.62 in 1 Equal Repayments starting 22/09/2049 AND EUR 237,384.81 in 39 Equal Repayments starting 22/03/2030
2007001_1	Sigor Wei-Wei Agricultural Scheme Phase III-CDP	Government of Italy	Bilateral	GOK	23/01/2007	22/09/2049	6,812,546	EUR	2,836,152.00	2,836,152	30.7%	3,976,394	State Department for ASALS and Regional Development	The project involve laying of irrigation infrastructure and supply for farming equipments for the farmers	The projectis progressing well and expected to be complete in March, 2024	West Pokot County	-	-	-	EUR 6,812,546.13 in 40 Equal Repayments starting 22/03/2030
2006022_1	Water Sector Development Programme(Phase 11 stage 1)	Govt of Fed. Republic of Germany - GTZ	Bilateral	GOK	27/11/2006	31/12/2046	8,404,873	EUR	6,702,565.48	8,404,873	100.0%	Fully Drawn			Closed		355,720	0.75	-	EUR 133,051.48 in 1 Equal Repayments starting 30/12/2046 AND EUR 6,285,796.00 in 44 Equal Repayments starting 30/12/2024 AND EUR 2,269,744.00 in 16 Equal Repayments starting 30/12/2016
2006021_1	Smallholder Dairy Commercialisation Programme	International Fund For Agricultural Dev.	Multilateral	GOK	25/01/2006	15/12/2045	12,100,000	XDR	9,075,014.99	12,100,000	100.0%	Fully Drawn	Agricurura Livestock Development	Market driven development of informal dairy sector for small holder dairy produces and traders and market linkages	Closed	10 Counties namely:- Trans Nzoia, Uasin Gishu, Bungoma,Kakamega,Nyamira,Kisii,Bomet and Nakuru	-	0.75	-	XDR 201,843.00 in 1 Other Repayments starting 15/12/2045 AND XDR 9,881,487.00 in 49 Equal Repayments starting 15/06/2021 AND XDR 2,016,670.00 in 10 Equal Repayments starting 15/06/2016
2006018_1	Education Sector Support Project	International Development Association	Multilateral	GOK	04/12/2006	01/11/2046	35,366,827	XDR	30,769,139.46	35,366,827	100.0%	Fully Drawn	Ministry of Environment	The project financed Forestry Development	Closed		-	0.75	-	XDR 707,336.51 in 1 Other Repayments starting 01/11/2046 AND XDR 27,586,125.06 in 39 Equal Repayments starting 01/05/2027 AND XDR 7,073,365.40 in 20 Equal Repayments starting 01/05/2017
2006017_1	Extension programme of Rural Infrastructure in Mt Kenya Region	Govt of Fed. Republic of Germany - GTZ	Bilateral	GOK	10/07/2006	31/12/2045	3,808,035	EUR	2,950,035.00	3,808,035	100.0%	Fully Drawn			Closed		37,810,429	0.75	-	EUR 7,035.00 in 1 Equal Repayments starting 30/12/2045 AND EUR 2,613,000.00 in 39 Equal Repayments starting 30/06/2026 AND EUR 1,320,000.00 in 20 Equal Repayments starting 30/06/2016
2006016_1	Dundori-Ol Kalou-Njabini Road Project	Organisation of Petroleum Exp Countries	Multilateral	GOK	06/09/2006	15/03/2026	10,000,000	USD	2,000,080.00	10,000,000	100.0%	Fully Drawn	State Department for Irrigation	project entails construction of gravity intake, 26 KM new canal, rehabilitation of irrigation works and provision of equipments, extension services and credit to allow reliable irrigation of 5460 hectares	The project Lot 1 is at 98.8 percent and for Lot 2 is at a 52 percent completion rate	Tana River County	-	2.25	-	USD 333,430.00 in 1 Other Repayments starting 15/03/2026 AND USD 9,666,570.00 in 29 Equal Repayments starting 15/09/2011
2006015_1	East Africa Trade and Transport Facilitation Project	International Development Association	Multilateral	GOK	05/04/2006	15/11/2045	83,248,418	XDR	70,760,712.04	83,248,418	100.0%	Fully Drawn	Ministry of Environment	The project financed Forestry Development	Closed		-	0.75	-	XDR 1,664,957.92 in 1 Equal Repayments starting 15/11/2045 AND XDR 64,933,359.27 in 39 Equal Repayments starting 15/05/2026 AND XDR 15,817,100.43 in 19 Equal Repayments starting 15/11/2016 AND XDR 833,000.00 in 1 Other Repayments starting 15/05/2016
2006014_4	Kimira- Oluch Smallholder Farm Improvement Project	African Development Fund	Multilateral	GOK	14/07/2006	01/05/2056	97,578	JPK	90,747.34	97,578	100.0%	Fully Drawn	Ministry of Regional Development Authority and EAC	The project will focus on agriculture intensification through developing irrigation infrastructure, empowering farmers to own and manage schemes and improve productivity	Completed	Homa Bay	-	0.75	-	AUA 87,820.02 in 60 Equal Repayments starting 01/11/2026 AND AUA 9,757.81 in 20 Equal Repayments starting 01/11/2016
2006014_3	Kimira- Oluch Smallholder Farm Improvement Project	African Development Fund	Multilateral	GOK	14/07/2006	01/05/2056	1,387,463	EUR	1,290,340.63	1,387,463	100.0%	Fully Drawn	Ministry of Regional Development Authority and EAC	The project will focus on agriculture intensification through developing irrigation infrastructure, empowering farmers to own and manage schemes and improve productivity	Completed	Homa Bay	-	0.75	-	AUA 1,248,716.71 in 60 Equal Repayments starting 01/11/2026 AND AUA 138,746.40 in 20 Equal Repayments starting 01/11/2016
2006014_2	Kimira- Oluch Smallholder Farm Improvement Project	African Development Fund	Multilateral	GOK	14/07/2006	01/05/2056	32,326,606	USD	30,063,743.35	32,326,606	100.0%	Fully Drawn	Ministry of Regional Development Authority and EAC	The project will focus on agriculture intensification through developing irrigation infrastructure, empowering farmers to own and manage schemes and improve productivity	Completed	Homa Bay	3,033,751	0.75	-	AUA 29,093,945.17 in 60 Equal Repayments starting 01/05/2026 AND AUA 3,232,660.60 in 20 Equal Repayments starting 01/11/2016
2006013_1	Solid Waste Management Kisumu and Mombasa	Agence Francaise De Development	Bilateral	GOK	29/05/2006	30/04/2026	1,289,529	EUR	322,382.37	1,289,529	100.0%	Fully Drawn	State Department for Environemnt	-	Completed	-	-	0.58	-	EUR 1,396,990.28 in 26 Equal Repayments starting 31/10/2013

LOAN #	LOAN TITLE	CREDITOR NAME	CREDITOR CATEGORY	BORROWER	AGREEMENT DATE	MATURITY DATE	REVIS... FINANI... AMOUNT (Tranche)	...R	PRINCIPLE BALANCE AS AT 31/08/2023 (FX)	DRAWN AMOUNT	DISBURSEMENT RATE	UNDRAWN AMOUNT	IMPLEMENTING AGENCY	PROJ... ...PTION	PROJECT IMPLEMENTATION STATUS	COUNTY	COMMITMENT FEES SIINCE 2012 (KSHS)	Fixed Interest Rate	Variable (Margin) Interest Rate	No. Principal Repayments
2006012_1	Rural Roads Improvement in 3 Districts in Central Province	Agence Francaise De Development	Bilateral	GOK	29/05/2006	30/04/2026	17,732,617	EUR	4,433,154.24	17,732,617	100.0%	Fully Drawn	State Department for Roads	The goal is to rehabilitate 674 km of tracks and 152 km of roads (following the technique of "low volume sealing," LVS), which will extend durability because of this new technology in Kenya developed by the company Colas	Completed	Kiambu, Muranga, Nyeri, Nyandarua, Kirinyanga and Laikipia Counties	-	0.58	-	EUR 19,210,335.05 in 26 Equal Repayments starting 31/10/2013
2006011_1	Institutional Reform and Capacity Building Project	International Development Association	Multilateral	GOK	24/04/2006	15/11/2045	6,854,022	XDR	5,825,918.41	6,854,022	100.0%	Fully Drawn	Ministry of Environment	The project financed Forestry Development	Closed		-	0.75	-	XDR 137,080.54 in 1 Other Repayments starting 15/11/2045 AND XDR 5,346,136.77 in 39 Equal Repayments starting 15/05/2026 AND XDR 1,370,804.40 in 20 Equal Repayments starting 15/05/2016
2006010_1	Dundori - Njabini Road	Arab Bank For Econ.Dev.In Africa	Multilateral	GOK	13/04/2006	01/11/2036	9,425,332	USD	6,565,332.16	9,425,332	100.0%	Fully Drawn	state Department for Roads	Access of roads to the urban centres	State Department for Roads	Nyandarua County	-	1.00	-	USD 259,332.16 in 1 Other Repayments starting 01/11/2036 AND USD 258,000.00 in 1 Other Repayments starting 01/05/2036 AND USD 257,000.00 in 1 Other Repayments starting 01/11/2035 AND USD 255,000.00 in 1 Other Repayments starting 01/05/2035 AND USD 254,000.00 in 1 Other Repayments starting 01/11/2034 AND USD 253,000.00 in 1 Other Repayments starting 01/05/2034 AND USD 252,000.00 in 1 Other Repayments starting 01/11/2033 AND USD 250,000.00 in 1 Other Repayments starting 01/05/2033 AND USD 249,000.00 in 1 Other Repayments starting 01/11/2032 AND USD 248,000.00 in 1 Other Repayments starting 01/05/2032 AND USD 247,000.00 in 1 Other Repayments starting 01/11/2031 AND USD 245,000.00 in 1 Other Repayments starting 01/05/2031 AND USD 244,000.00 in 1 Other Repayments starting 01/11/2030 AND USD 243,000.00 in 1 Other Repayments starting 01/05/2030 AND USD 242,000.00 in 1 Other Repayments starting 01/11/2029 AND USD 241,000.00 in 1 Other Repayments starting 01/05/2029 AND USD 239,000.00 in 1 Other Repayments starting 01/11/2028 AND USD 238,000.00 in 1 Other
2006008_1	Kenya Rural Telecommunications Development Programme	Exim Bank of China	Bilateral	GOK	23/01/2006	21/09/2026	173,862,578	CNY	41,727,018.66	173,862,578	100.0%	Fully Drawn	State Department for ICT and DE	-	Complete	National wide	24,985,612	2.00	-	CNY 6,954,503.15 in 1 Other Repayments starting 08/06/2026 AND CNY 173,862,578.00 in 25 Equal Repayments starting 21/09/2013
2006007_1	Power Distribution System Mordernization & Strenthening Project - Kenya (Chemositsit-Kisii & Kamburu - Meru)	Exim Bank of China	Bilateral	GOK	23/01/2006	21/03/2026	154,835,394	CNY	37,160,494.55	154,835,394	100.0%	Fully Drawn	State Department for Energy/ KETRACO	Contruction of Chemositsit-Kisii & Kamburu - Meru Transmission lines and associated sub stations	Complete	Kericho, Kisii, Embu and Meru County	-	2.00	-	CNY 161,028,810.00 in 26 Equal Repayments starting 21/09/2013
2006002_1	Rehab of Sasumua Dam & Water and Sewerage Disposal Networks In Nairobi	Agence Francaise De Development	Bilateral	GOK	11/01/2006	31/10/2025	27,648,984	EUR	5,760,204.98	27,648,984	100.0%	Fully Drawn	State Department for Water and Sanitation	The project comprised components: rehabilitation of Sasumua dam destroyed by floods; rehabilitation of Ngethu and Sasumua treatment plants;	Completed	-	83,475,092	0.55	-	EUR 29,953,065.91 in 26 Equal Repayments starting 30/04/2013
2006001_1	Extension of Electricity Network in 6 Rural Provinces	Agence Francaise De Development	Bilateral	GOK	11/01/2006	31/07/2025	26,086,896	EUR	4,347,815.92	26,086,896	100.0%	Fully Drawn	State Department for Energy	-	Completed	-	24,598,657	0.44	- 2.00	EUR 28,260,803.50 in 26 Equal Repayments starting 31/01/2013
2005013_7	KPLC Grid Development Project	European Investment Bank	Multilateral	GOK	16/12/2005	20/07/2025	1,143,628	EUR	182,980.49	1,143,628	100.0%	Fully Drawn	Kenya Power and Lighting Company	KPLC Grid Development Project	Completed		-	2.47	-	EUR 1,143,628.09 in 25 Equal Repayments starting 20/07/2013
2005013_6	KPLC Grid Development Project	European Investment Bank	Multilateral	GOK	16/12/2005	20/07/2025	7,865,954	EUR	1,033,781.37	7,865,954	100.0%	Fully Drawn	Kenya Power and Lighting Company	KPLC Grid Development Project	Completed		-	2.47	-	EUR 253,377.78 in 1 Equal Repayments starting 20/07/2025 AND EUR 3,902,017.95 in 15 Equal Repayments starting 20/01/2018 AND EUR 3,710,558.00 in 10 Equal Repayments starting 20/01/2013
2005013_5	KPLC Grid Development Project	European Investment Bank	Multilateral	GOK	16/12/2005	20/07/2025	14,996,621	EUR	2,051,537.66	14,996,621	100.0%	Fully Drawn	Kenya Power and Lighting Company	KPLC Grid Development Project	Completed		-	2.47	-	EUR 557,874.20 in 1 Other Repayments starting 20/07/2025 AND EUR 14,438,746.78 in 29 Equal Repayments starting 20/01/2011
2005013_4	KPLC Grid Development Project	European Investment Bank	Multilateral	GOK	16/12/2005	20/07/2025	8,418,660	EUR	1,151,672.74	8,418,660	100.0%	Fully Drawn	Kenya Power and Lighting Company	KPLC Grid Development Project	Completed		-	2.47	-	EUR 313,174.21 in 1 Other Repayments starting 20/07/2025 AND EUR 8,105,485.79 in 29 Equal Repayments starting 20/01/2011
2005013_3	KPLC Grid Development Project	European Investment Bank	Multilateral	GOK	16/12/2005	20/07/2025	2,000,000	EUR	273,600.00	2,000,000	100.0%	Fully Drawn	Kenya Power and Lighting Company	KPLC Grid Development Project	Completed		-	2.47	-	EUR 74,400.00 in 1 Equal Repayments starting 20/07/2025 AND EUR 1,925,600.00 in 29 Equal Repayments starting 20/01/2011
2005013_2	KPLC Grid Development Project	European Investment Bank	Multilateral	GOK	16/12/2005	20/07/2025	4,045,523	EUR	553,427.64	4,045,523	100.0%	Fully Drawn	Kenya Power and Lighting Company	KPLC Grid Development Project	Completed		-	2.47	-	EUR 150,493.56 in 1 Equal Repayments starting 20/07/2025 AND EUR 3,895,029.44 in 29 Equal Repayments starting 20/01/2011
2005013_1	KPLC Grid Development Project	European Investment Bank	Multilateral	GOK	16/12/2005	20/07/2025	2,757,755	EUR	377,260.97	2,757,755	100.0%	Fully Drawn	Kenya Power and Lighting Company	KPLC Grid Developmen	Completed		175,772	2.47	-	EUR 102,588.16 in 1 Equal Repayments starting 20/07/2025 AND EUR 2,655,166.34 in 29 Equal Repayments starting 20/01/2011

LOAN #	LOAN TITLE	CREDITOR NAME	CREDITOR CATEGORY	BORROWER	AGREEMENT DATE	MATURITY DATE	REVISED FINANCIAL AMOUNT (Tranche)	CURR	PRINCIPLE BALANCE AS AT 31/08/2023 (FX)	DRAWN AMOUNT	DISBURSEMENT RATE	UNDRAWN AMOUNT	IMPLEMENTING AGENCY	PROJECT DESCRIPTION	PROJECT IMPLEMENTATION STATUS	COUNTY	COMMITMENT FEES SIINCE 2012 (KSHS)	Fixed Interest Rate	Variable (Margin) Interest Rate	No. Principal Repayments
2005012_4	Green Zones Devt. Support Project	African Development Fund	Multilateral	GOK	30/11/2005	01/11/2055	561,449	JPK	519,339.96	561,449	100.0%	Fully Drawn	Ministry of Environment, Climate Change and Forestry	The project entailed: i) preservation of primary forests (rehabilitation of primary forests, participatory management of primary forests, restoration of hilltops and catchment areas under the supervision of county councils); ii) management of catchment areas in buffer zones (restoration of primary forests in ecologically fragile areas, creation of plots planted with species intended for firewood, and consolidation of buffer zones planted with tea trees); iii) support for forest-dwelling communities (development of woodland plots, promotion of agroforestry and improvement of household livelihoods/income);	Completed	Embu, Tharaka Nithi, Meru, Nyeri, Kirinyanga, Murang'a, Kiambu, Nyandarua, Narok, Bomet, Kericho, Baringo, Elgeyo Marakwet, Nandi, Trans-Nzoia, Bungoma, Kakamega, Vihiga, Nakuru	-	0.75	-	AUA 505,303.76 in 60 Equal Repayments starting 01/05/2026 AND AUA 56,144.80 in 20 Equal Repayments starting 01/05/2016
2005012_3	Green Zones Devt. Support Project	African Development Fund	Multilateral	GOK	30/11/2005	01/11/2055	678,750	EUR	627,843.41	678,750	100.0%	Fully Drawn	Ministry of Environment, Climate Change and Forestry	The project entailed: i) preservation of primary forests (rehabilitation of primary forests, participatory management of primary forests, restoration of hilltops and catchment areas under the supervision of county councils); ii) management of catchment areas in buffer zones (restoration of primary forests in ecologically fragile areas, creation of plots planted with species intended for firewood, and consolidation of buffer zones planted with tea trees); iii) support for forest-dwelling communities (development of woodland plots, promotion of agroforestry and improvement of household livelihoods/income);	Completed	Embu, Tharaka Nithi, Meru, Nyeri, Kirinyanga, Murang'a, Kiambu, Nyandarua, Narok, Bomet, Kericho, Baringo, Elgeyo Marakwet, Nandi, Trans-Nzoia, Bungoma, Kakamega, Vihiga, Nakuru	-	0.75	-	AUA 610,874.66 in 60 Equal Repayments starting 01/05/2026 AND AUA 67,875.00 in 20 Equal Repayments starting 01/05/2016
2005012_2	Green Zones Devt. Support Project	African Development Fund	Multilateral	GOK	30/11/2005	01/11/2055	32,168,717	USD	29,756,063.63	32,168,717	100.0%	Fully Drawn	Ministry of Environment, Climate Change and Forestry	The project entailed: i) preservation of primary forests (rehabilitation of primary forests, participatory management of primary forests, restoration of hilltops and catchment areas under the supervision of county councils); ii) management of catchment areas in buffer zones (restoration of primary forests in ecologically fragile areas, creation of plots planted with species intended for firewood, and consolidation of buffer zones planted with tea trees); iii) support for forest-dwelling communities promotion of agroforestry and improvement of household livelihoods/income);	Completed	Embu, Tharaka Nithi, Meru, Nyeri, Kirinyanga, Murang'a, Kiambu, Nyandarua, Narok, Bomet, Kericho, Baringo, Elgeyo Marakwet, Nandi, Trans-Nzoia, Bungoma, Kakamega, Vihiga, Nakuru	2,328,140	0.75	-	AUA 28,951,845.68 in 60 Equal Repayments starting 01/05/2026 AND AUA 3,216,871.80 in 20 Equal Repayments starting 01/05/2016
2005011_1	Garissa Sewerage	Organisation of Petroleum Exp Countries	Multilateral	GOK	21/12/2005	15/07/2025	3,685,355	USD	606,110.99	3,685,355	100.0%	Fully Drawn	State Department for Roadsd	Access of roads to the urban centres	completed	Nyandarua County	-	2.00	-	USD 151,535.99 in 1 Equal Repayments starting 15/07/2025 AND USD 1,666,775.00 in 11 Equal Repayments starting 15/01/2020 AND USD 533,744.00 in 8 Equal Repayments starting 15/01/2016 AND USD 1,333,300.00 in 10 Equal Repayments starting 15/01/2011
2005010_1	Nzoia Phase 1, cluster 2	Govt of Fed. Republic of Germany - GTZ	Bilateral	GOK	11/08/2005	30/06/2051	5,221,756	EUR	4,692,963.58	5,221,756	100.0%	Fully Drawn			Closed		4,791	0.75	-	EUR 21,967.58 in 1 Equal Repayments starting 31/12/2050 AND EUR 5,376,052.00 in 61 Equal Repayments starting 31/12/2019
2005009_1	Road maintanance equipment renewal project	Export - Import Bank - Korea	Export Credit	GOK	11/10/2005	20/04/2037	24,821,152,000	KRW	16,198,100,000.00	25,916,974,030	95.0%	25,970	State Department for Roads	The project involved construction and maintenance of roads.	Completed. The undrawn amount was cancelled.		-	0.99	-	KRW 647,949,970.00 in 1 Equal Repayments starting 20/10/2035 AND KRW 24,821,112,000.00 in 38 Equal Repayments starting 20/10/2016 AND KRW 647,938,030.00 in 1 Equal Repayments starting 20/04/2016
2005008_5	Ewaso Ngiro Natural Resources Conservation Project	African Development Fund	Multilateral	GOK	16/06/2005	01/05/2055	1,035,086	GBP	952,279.52	1,035,086	100.0%	Fully Drawn	Ewaso Ngiro North River Basin Development Authority	The project is to contribute to poverty reduction through sustainable natural resources conversation and management	Completed	Garissa Isiolo Laikipia Mandera Nyandarua Nyeri Samburu Wajir Meru	-	0.75	-	AUA 931,577.79 in 60 Equal Repayments starting 01/11/2025 AND AUA 103,508.64 in 20 Equal Repayments starting 01/11/2015
2005008_4	Ewaso Ngiro Natural Resources Conservation Project	African Development Fund	Multilateral	GOK	16/06/2005	01/05/2055	11,015,209	USD	10,133,992.13	11,015,209	100.0%	Fully Drawn	Ewaso Ngiro North River Basin Development Authority	The project is to contribute to poverty reduction through sustainable natural resources conversation and management	Completed	Garissa Isiolo Laikipia Mandera Nyandarua Nyeri Samburu Wajir Meru	-	0.75	-	AUA 9,913,687.97 in 60 Equal Repayments starting 01/11/2025 AND AUA 1,101,520.80 in 20 Equal Repayments starting 01/11/2015
2005008_2	Ewaso Ngiro Natural Resources Conservation Project	African Development Fund	Multilateral	GOK	16/06/2005	01/05/2055	4,246,817	EUR	3,907,071.68	4,246,817	100.0%	Fully Drawn	Ewaso Ngiro North River Basin Development Authority	The project is to contribute to poverty reduction through sustainable natural resources conversation and management	Completed	Garissa Isiolo Laikipia Mandera Nyandarua Nyeri Samburu Wajir Meru	2,495,433	0.75	-	AUA 3,822,135.32 in 60 Equal Repayments starting 01/11/2025 AND AUA 424,681.80 in 20 Equal Repayments starting 01/11/2015
2005007_1	Nairobi Mombasa Electricity Reinforcemen	Agence Francaise De Development	Bilateral	GOK	25/05/2005	31/03/2025	23,076,877	EUR	3,846,146.12	23,076,877	100.0%	Fully Drawn	State Department for Energy	-	Completed	Nairobi County	-	1.20	-	EUR 24,999,949.88 in 26 Equal Repayments starting 30/09/2012
2005006_1	Micro Finance Sector Support Project	Agence Francaise De Development	Bilateral	GOK	25/05/2005	31/03/2025	8,951,888	EUR	1,491,981.34	8,951,888	100.0%	Fully Drawn	The National Treasury	-	Completed		-	0.60	-	EUR 9,697,879.07 in 26 Equal Repayments starting 30/09/2012

LOAN #	LOAN TITLE	CREDITOR NAME	CREDITOR CATEGORY	BORROWER	AGREEMENT DATE	MATURITY DATE	REVISED FINANCIAL AMOUNT (Tranche)	CURR	PRINCIPLE BALANCE AS AT 31/08/2023 (FX)	DRAWN AMOUNT	DISBURSEMENT RATE	UNDRAWN AMOUNT	IMPLEMENTING AGENCY	PROJECT DESCRIPTION	PROJECT IMPLEMENTATION STATUS	COUNTY	COMMITMENT FEES SIINCE 2012 (KSHS)	Fixed Interest Rate	Variable (Margin) Interest Rate	No. Principal Repayments
2005005_1	Emali _ Loiloktok Road Project	Arab Bank For Econ.Dev.In Africa	Multilateral	GOK	01/05/2005	01/03/2032	15,000,000	USD	5,870,156.03	13,749,156	91.7%	1,250,844	State Department for Roads	Rehabilitation of the water supply and sanitationinfrastructure for Oloiloktok town and its outskirtsfor the improvement of the water supply and sanitation services for the population and commercial enterprise	Closed. The undrawn amount was cancelled.	Kajiado County	-	1.00	-	Various unequal repayments
2005004_1	Emali- Loiloktok Road Project	Organisation of Petroleum Exp Countries	Multilateral	GOK	21/04/2005	15/05/2026	14,570,000	USD	1,533,667.51	13,651,078	93.7%	918,922	Ministry of Water and Sanitation	The project entails construction of sewarage and treatment system in addition to contributing to the prevention of pollution c aused by sewerage discharged directly to Tana River	completed. The undrawn amount was cancelled.	Garissa County	-	2.00	-	USD 1,634,405.00 in 4 Equal Repayments starting 15/11/2024 AND USD 409,090.00 in 15 Other Repayments starting 15/05/2017 AND USD 6,799,240.00 in 14 Equal Repayments starting 15/05/2010
2005002_3	Multinational Pj. Tsetse& Trypnosomiasis	African Development Fund	Multilateral	GOK	04/02/2005	01/11/2054	7,202,659	USD	6,590,432.90	7,202,659	100.0%	Fully Drawn	Ministry of Agriculture and Livestock Development	The project involved creation of sustainable tsetse free areas in support of the gradual eradication of Tsetse and Trypanosomiasis (T&T) by integrating suppression, control and eradication approaches. The project consisted of three closely related technical components, as well as a support component: (i) Suppression and Eradication; (ii) Strengthening of national capacities; (iii) Sustainable Land Management and (iv) Project Coordination and Management.	Completed	Nationwide	-	0.75	-	AUA 6,482,393.00 in 60 Equal Repayments starting 01/05/2025 AND AUA 720,266.00 in 20 Equal Repayments starting 01/05/2015
2005002_2	Multinational Pj. Tsetse& Trypnosomiasis	African Development Fund	Multilateral	GOK	04/02/2005	01/11/2054	2,149,557	EUR	1,966,844.26	2,149,557	100.0%	Fully Drawn	Ministry of Agriculture and Livestock Development	The project involved creation of sustainable tsetse free areas in support of the gradual eradication of Tsetse and Trypanosomiasis (T&T) by integrating suppression, control and eradication approaches. The project consisted of three closely related technical components, as well as a support component: (i) Suppression and Eradication; (ii) Strengthening of national capacities; (iii) Sustainable Land Management and (iv) Project Coordination and Management.	Completed	Nationwide	-	0.75	-	AUA 1,934,600.92 in 60 Equal Repayments starting 01/05/2025 AND AUA 214,955.60 in 20 Equal Repayments starting 01/05/2015
2005001_5	Mombasa-Nairobi-Addis-Ababa Road Project	African Development Fund	Multilateral	GOK	04/02/2005	01/11/2054	4,672,655	GBP	4,275,479.26	4,672,655	100.0%	Fully Drawn	Ministry of Roads and Transport	The project entailed construction works for upgrading the existing gravel road to bitumen paved road with a 7m carriageway and 1.5m shoulder on each for a total length of 136km between Isiolo and Merille River in Northern Kenya.	Completed	Isiolo and Marsabit	-	0.75	-	AUA 4,205,389.44 in 60 Equal Repayments starting 01/05/2025 AND AUA 467,265.49 in 20 Equal Repayments starting 01/05/2015
2005001_4	Mombasa-Nairobi-Addis-Ababa Road Project	African Development Fund	Multilateral	GOK	04/02/2005	01/11/2054	22,763,127	USD	30,414,515.87	22,763,127	100.0%	Fully Drawn	Ministry of Roads and Transport	The project entailed construction works for upgrading the existing gravel road to bitumen paved road with a 7m carriageway and 1.5m shoulder on each for a total length of 136km between Isiolo and Merille River in Northern Kenya.	Completed	Isiolo and Marsabit	-	0.75	-	AUA 29,915,917.25 in 60 Equal Repayments starting 01/05/2025 AND AUA 3,323,990.81 in 20 Equal Repayments starting 01/05/2015
2005001_3	Mombasa-Nairobi-Addis-Ababa Road Project	African Development Fund	Multilateral	GOK	04/02/2005	01/11/2054	8,434,239	EUR	7,717,328.75	8,434,239	100.0%	Fully Drawn	Ministry of Roads and Transport	The project entailed construction works for upgrading the existing gravel road to bitumen paved road with a 7m carriageway and 1.5m shoulder on each for a total length of 136km between Isiolo and Merille River in Northern Kenya.	Completed	Isiolo and Marsabit	1,770,770	0.75	-	AUA 7,590,815.16 in 60 Equal Repayments starting 01/05/2025 AND AUA 843,423.91 in 20 Equal Repayments starting 01/05/2015
2004421_1	Northern Corridor Transport Improvement Project	Nordic Development Fund	Multilateral	GOK	05/10/2004	15/09/2044	15,968,623	EUR	13,253,956.69	15,968,623	100.0%	Fully Drawn	State Department for Roads	The project involved construction of Northern Corridor Transport Improvement Project	Closed		-	0.75	-	EUR 12,774,898.00 in 40 Equal Repayments starting 15/03/2025 AND EUR 3,193,724.60 in 20 Equal Repayments starting 15/03/2015
2004320_1	Energy Sector Recovery Project	Nordic Development Fund	Multilateral	GOK	30/11/2004	15/09/2044	10,000,000	EUR	8,300,000.00	10,000,000	100.0%	Fully Drawn	State Department for Energy	The project involved Energy Sector Recovery Project	Closed		-	0.75	-	EUR 8,000,000.00 in 40 Equal Repayments starting 15/03/2025 AND EUR 2,000,000.00 in 20 Equal Repayments starting 15/03/2015
2004316_2	Paris Club Rescheduling JBIC (KBC,TARDA,EAPC) ODA-JICA	Government of Japan	Bilateral	GOK	15/01/2004	30/06/2025	1,707,091	JPK	379,344.00	1,707,091	100.0%	Fully Drawn					-	1.30	-	JPK 1,801,884.00 in 19 Equal Repayments starting 30/06/2016 AND JPK 94,878.62 in 1 Other Repayments starting 31/12/2015
2004316_1	Paris Club Rescheduling JBIC (KBC,TARDA,EAPC) ODA-JICA	Government of Japan	Bilateral	GOK	15/01/2004	30/06/2025	3,793,384	JPK	842,968.00	3,793,384	100.0%	Fully Drawn					-	1.30	-	JPK 4,004,098.00 in 19 Equal Repayments starting 30/06/2016 AND JPK 210,770.48 in 1 Other Repayments starting 31/12/2015
2004314_2	Paris Club Rescheduling ODA-JICA	Government of Japan	Bilateral	GOK	15/01/2004	30/06/2025	4,849,068	JPK	1,077,568.00	4,849,068	100.0%	Fully Drawn					-	1.30	-	JPK 5,118,448.00 in 19 Equal Repayments starting 30/06/2016 AND JPK 269,403.92 in 1 Other Repayments starting 31/12/2015
2004314_1	Paris Club Rescheduling ODA-JICA	Government of Japan	Bilateral	GOK	15/01/2004	30/06/2025	10,677,639	JPK	2,359,710.56	10,677,639	100.0%	Fully Drawn					-	1.30	-	JPK 589,938.56 in 1 Equal Repayments starting 30/06/2025 AND JPK 11,208,556.00 in 19 Equal Repayments starting 31/12/2015
2004313_1	Paris Club Rescheduling (Japan Ministry of Agriculture) Food Agency	Government of Japan	Bilateral	GOK	15/01/2004	30/06/2025	141,718	JPK	31,492.97	141,718	100.0%	Fully Drawn					-	12.51	-	JPK 157,464.87 in 20 Equal Repayments starting 31/12/2015
2004311_3	Paris Club Resched.2004 USA (USAID Debts)	Government of United States of America	Bilateral	GOK	11/05/2004	01/07/2025	1,791,622	USD	402,219.24	1,791,622	100.0%	Fully Drawn					-	3.00	-	USD 1,791,622.44 in 20 Percentage Based Repayments starting 01/01/2016
2004311_2	Paris Club Resched.2004 USA (USAID Debts)	Government of United States of America	Bilateral	GOK	11/05/2004	01/07/2025	3,900,459	USD	780,091.82	3,900,459	100.0%	Fully Drawn					-	3.00	-	USD 3,900,459.08 in 20 Equal Repayments starting 01/01/2016
2004307_5	Paris Club Resch. 2004 France (ODA) BDF	Government of France	Bilateral	GOK	20/10/2004	30/06/2025	184,716	EUR	41,047.96	184,716	100.0%	Fully Drawn	National Treasury	Suspension of repayments under the paris Club arrangement	Ongoing	Country wide	-	2.70	-	EUR 205,239.78 in 20 Equal Repayments starting 31/12/2015

LOAN #	LOAN TITLE	CREDITOR NAME	CREDITOR CATEGORY	BORROWER	AGREEMENT DATE	MATURITY DATE	REVIS... FINANC... AMOUNT (Tranche)	...RR	PRINCIPLE BALANCE AS AT 31/08/2023 (FX)	DRAWN AMOUNT	DISBURSEMENT RATE	UNDRAWN AMOUNT	IMPLEMENTING AGENCY	PROJ... ...PTION	PROJECT IMPLEMENTATION STATUS	COUNTY	COMMITMENT FEES SINCE 2012 (KSHS)	Fixed Interest Rate	Variable (Margin) Interest Rate	No. Principal Repayments
2004307_4	Paris Club Resch. 2004 France (ODA) BDF	Government of France	Bilateral	GOK	20/10/2004	30/06/2025	370,444	EUR	82,320.83	370,444	100.0%	Fully Drawn	National Treasury	Suspension of repayments under the paris Club arrangement	Ongoing	Country wide	-	2.70	-	EUR 411,604.14 in 20 Equal Repayments starting 31/12/2015
2004307_3	Paris Club Resch. 2004 France (ODA) BDF	Government of France	Bilateral	GOK	20/10/2004	30/06/2025	21,765,544	EUR	4,836,787.50	21,765,544	100.0%	Fully Drawn	National Treasury	Suspension of repayments under the paris Club arrangement	Ongoing	Country wide	-	2.70	-	EUR 24,183,937.50 in 20 Equal Repayments starting 31/12/2015
2004307_2	Paris Club Resch. 2004 France (ODA) BDF	Government of France	Bilateral	GOK	20/10/2004	30/06/2025	1,190,997	EUR	264,665.94	1,190,997	100.0%	Fully Drawn	National Treasury	Suspension of repayments under the paris Club arrangement	Ongoing	Country wide	-	2.70	-	EUR 1,323,329.69 in 20 Equal Repayments starting 31/12/2015
2004306_1	Paris Club Resch. 2004 Denmark	Government of Denmark	Bilateral	GOK	24/06/2004	01/07/2025	54,864,000	DKK	12,192,000.00	54,864,000	100.0%	Fully Drawn	-	-	closed	-	-	-	-	DKK 60,960,000.00 in 20 Equal Repayments starting 01/01/2016
2004305_1	Paris Club Resch. 2004 Germany(ODA- KFW)	Govt of Fed. Republic of Germany - GTZ	Bilateral	GOK	12/10/2004	30/06/2025	7,884,106	EUR	1,752,023.67	7,884,106	100.0%	Fully Drawn			Closed		21,431,553	0.75	-	EUR 8,760,118.33 in 20 Equal Repayments starting 30/12/2015
2004302_1	Paris Club Resch.2004 Belgium (ODA)	Government of Belgium	Bilateral	GOK	14/09/2004	01/07/2025	247,272	EUR	52,057.32	247,272	100.0%	Fully Drawn	-	-	Closed	-	-	-	-	EUR 260,286.60 in 20 Equal Repayments starting 01/01/2016
2004101_1	Sondu Miriu Hydro Power II	Government of Japan	Bilateral	KENGEN	20/02/2004	20/02/2044	10,380,985	JPK	7,093,615.00	10,380,985	100.0%	Fully Drawn	State Department of Energy	Sondu Miriu Hydropower Project and electrical works	Closed	Kisumu County	-	0.75	-	
2004022_1	Water Sector Development-(Water Supply and Sanitation Programme Nzoia Cluster, Phase I)	Govt of Fed. Republic of Germany - GTZ	Bilateral	GOK	23/09/2004	30/06/2044	9,149,981	EUR	6,630,001.65	9,149,981	100.0%	Fully Drawn			Closed		-	1.50	-	EUR 158,374.65 in 1 Other Repayments starting 30/06/2044 AND EUR 3,009,201.00 in 19 Equal Repayments starting 30/12/2034 AND EUR 5,823,171.00 in 37 Equal Repayments starting 30/06/2016 AND EUR 474,000.00 in 3 Equal Repayments starting 30/12/2014
2004017_1	Financial & Legal Sector Tech. Assist.P)	International Development Association	Multilateral	GOK	16/11/2004	01/09/2044	11,155,316	XDR	9,258,912.09	11,155,316	100.0%	Fully Drawn	Ministry of Environment	The project financed Forestry Development	Closed		-	0.75	-	XDR 223,106.13 in 1 Other Repayments starting 01/09/2044 AND XDR 8,701,146.48 in 39 Equal Repayments starting 01/03/2025 AND XDR 2,231,063.20 in 20 Equal Repayments starting 01/03/2015
2004016_1	Rehab & Dev of Irrigated land Hola Ph.1	Arab Bank For Econ.Dev In Africa	Multilateral	GOK	02/12/2004	01/01/2033	5,000,000	USD	2,103,949.45	4,802,949	96.1%	197,051	State Department for Irrigation	The project involved rehabilitation and development of irrigated land in Hola	Closed. The undrawn amount to be cancelled.	Tana River County	-	1.06	-	Various unequal repayments
2004015_4	Rift Valley Water Supply & Sanitation	African Development Fund	Multilateral	GOK	06/09/2004	01/05/2054	5,221,366	USD	12,987,383.39	5,221,366	100.0%	Fully Drawn	Minisry of Water	Development of Olobanita wellfield with capacity of 15,000m3 /day; Rehabilitation of existing sources to restore capacity from 30,000 to 40000m3 /day, rehabilitation of water distribution, sewerage and storm water drainage systems; reduction of unaccounted for water and water wastage; provision of 15000 consumer meters, a meter test bench and meter repair kits, tools and equipment for operation and maintenance; provision of 106 public water kiosks, communal and public latrines for low income peril-urban areas; conduct public awareness campaigns on water, health, gender and other cross-cutting issues. Water and Sanitation Improvements in Small towns in Rift Valley; This was to enable 120,000 people in the 5 towns of Njoro, Molo, Elburgon, and Gilgil access improved water and sanitation services through implementation of feasible management options and short- term investment needs. Develop and implement a rural water supply and sanitation programme	Completed	Nakuru County	-	0.75	-	AUA 12,844,665.00 in 60 Equal Repayments starting 01/11/2024 AND AUA 1,427,185.00 in 20 Equal Repayments starting 01/11/2014
2004015_2	Rift Valley Water Supply & Sanitation	African Development Fund	Multilateral	GOK	06/09/2004	01/05/2054	4,597,436	EUR	4,183,667.17	4,597,436	100.0%	Fully Drawn	Minisry of Water	Development of Olobanita wellfield with capacity of 15,000m3 /day; Rehabilitation of existing sources to restore capacity from 30,000 to 40000m3 /day, rehabilitation of water distribution, sewerage and storm water drainage systems; reduction of unaccounted for water and water wastage; provision of 15000 consumer meters, a meter test bench and meter repair kits, tools and equipment for operation and maintenance; provision of 106 public water kiosks, communal and public latrines for low income peril-urban areas; conduct public awareness campaigns on water, health, gender and other cross-cutting issues. Water and Sanitation Improvements in Small towns in Rift Valley; This was to enable 120,000 people in the 5 towns of Njoro, Molo, Elburgon, and Gilgil access improved water and sanitation services through implementation of feasible management options and short- term investment needs. Develop and implement a rural water supply and sanitation programme	Completed	Nakuru County	44,932	0.75	-	AUA 4,137,692.81 in 60 Equal Repayments starting 01/11/2024 AND AUA 459,743.60 in 20 Equal Repayments starting 01/11/2014
2004014_5	Rural Health Project III	African Development Fund	Multilateral	GOK	06/09/2004	01/05/2054	4,499,169	GBP	4,094,243.66	4,499,169	100.0%	Fully Drawn	Ministry of Health	The project rehabilitated all health centres and dispensaries in seven districts and addressed the issue of strengthening district health system, which is critical in terms of delivering basic health services.	Completed	Narok, Trans Nzoia, Uasin Gishu, Kajiado, Tharaka-Nithi, Nyandarua and Kirinyaga	-	0.75	-	AUA 4,049,251.98 in 60 Equal Repayments starting 01/11/2024 AND AUA 449,916.80 in 20 Equal Repayments starting 01/11/2014

LOAN #	LOAN TITLE	CREDITOR NAME	CREDITOR CATEGORY	BORROWER	AGREEMENT DATE	MATURITY DATE	REVISED FINANCIAL AMOUNT (Tranche)	CUR	PRINCIPLE BALANCE AS AT 31/08/2023 (FX)	DRAWN AMOUNT	DISBURSEMENT RATE	UNDRAWN AMOUNT	IMPLEMENTING AGENCY	PROJECT DESCRIPTION	PROJECT IMPLEMENTATION STATUS	COUNTY	COMMITMENT FEES SIINCE 2012 (KSHS)	Fixed Interest Rate	Variable (Margin) Interest Rate	No. Principal Repayments
2004014_4	Rural Health Project III	African Development Fund	Multilateral	GOK	06/09/2004	01/05/2054	8,578,536	USD	7,806,467.76	8,578,536	100.0%	Fully Drawn	Ministry of Health	The project rehabilitated all health centres and dispensaries in seven districts and addressed the issue of strengthening district health system, which is critical in terms of delivering basic health services.	Completed	Narok, Trans Nzoia, Uasin Gishu, Kajiado, Tharaka-Nithi, Nyandarua and Kirinyaga	-	0.75	-	AUA 7,720,682.40 in 60 Equal Repayments starting 01/11/2024 AND AUA 857,853.60 in 20 Equal Repayments starting 01/11/2014
2004014_2	Rural Health Project III	African Development Fund	Multilateral	GOK	06/09/2004	01/05/2054	7,731,084	EUR	7,035,285.98	7,731,084	100.0%	Fully Drawn	Ministry of Health	The project rehabilitated all health centres and dispensaries in seven districts and addressed the issue of strengthening district health system, which is critical in terms of delivering basic health services.	Completed	Narok, Trans Nzoia, Uasin Gishu, Kajiado, Tharaka-Nithi, Nyandarua and Kirinyaga	2,451,117	0.75	-	AUA 6,957,975.14 in 60 Equal Repayments starting 01/11/2024 AND AUA 773,108.40 in 20 Equal Repayments starting 01/11/2014
2004013_1	Kisumu Drinking Water Purification Proj.	Agence Francaise De Development	Bilateral	GOK	08/09/2004	31/10/2024	18,459,348	EUR	2,307,418.51	18,459,348	100.0%	Fully Drawn	State Department for Water and Sanitation	This project aims at improving and expanding the network and infrastructure for drinking water and its sanitation in the City of Kisumu	Completed	Kisumu County	-	2.90	-	EUR 19,997,627.11 in 26 Equal Repayments starting 30/04/2012
2004012_1	Smallholder Irrigation Prg. Mt Kenya Reg	Govt of Fed. Republic of Germany - GTZ	Bilateral	GOK	23/09/2004	31/12/2044	3,192,000	EUR	2,328,000.00	3,192,000	100.0%	Fully Drawn			Closed		35,089	0.75	-	EUR 330,000.00 in 6 Equal Repayments starting 30/06/2042 AND EUR 2,970,000.00 in 55 Equal Repayments starting 30/12/2014
2004011_1	Water Supp. & sanitation Nzoia Cluster	Govt of Fed. Republic of Germany - GTZ	Bilateral	GOK	23/09/2004	30/06/2045	9,190,000	EUR	7,020,000.00	9,190,000	100.0%	Fully Drawn	State Department of Water and Sanitation	-	Closed	-	168,079	0.75	-	EUR 200,000.00 in 2 Equal Repayments starting 30/06/2030 AND EUR 9,300,000.00 in 60 Equal Repayments starting 30/12/2015
2004010_1	Geothermal Power Plant Olkaria IV-Invest	Govt of Fed. Republic of Germany - GTZ	Bilateral	GOK	23/09/2004	30/06/2057	10,321,211	EUR	8,142,210.69	10,321,211	100.0%	Fully Drawn	State Department of Energy	The project entailed construction of Geothermal Power Plant Olkaria IV-Invest	Closed	Nakuru County	1,023,782	0.75	-	EUR 550,000.00 in 11 Equal Repayments starting 31/12/2046 AND EUR 196,000.00 in 4 Equal Repayments starting 31/12/2044 AND EUR 177,210.69 in 1 Equal Repayments starting 30/06/2044 AND EUR 531,000.00 in 3 Equal Repayments starting 31/12/2042 AND EUR 7,392,000.00 in 42 Equal Repayments starting 31/12/2021 AND EUR 1,778,000.00 in 14 Equal Repayments starting 31/12/2014
2004009_3	Rural Infrastructure-Mt.Kenya Region	Govt of Fed. Republic of Germany - GTZ	Bilateral	GOK	23/09/2004	30/12/2054	2,641,165	EUR	2,142,165.07	2,641,165	100.0%	Fully Drawn	State Department for Roads	The project involved rural Infrastructure-Mt.Kenya Region	Closed		-	0.75	-	EUR 34,165.07 in 1 Other Repayments starting 30/12/2054 AND EUR 2,312,000.00 in 68 Equal Repayments starting 30/12/2020 AND EUR 363,000.00 in 11 Equal Repayments starting 30/06/2015
2004009_2	Rural Infrastructure-Mt.Kenya Region	Govt of Fed. Republic of Germany - GTZ	Bilateral	GOK	23/09/2004	30/12/2054	5,191,247	EUR	3,856,246.65	5,191,247	100.0%	Fully Drawn	State Department for Roads	The project involved rural Infrastructure-Mt.Kenya Region	Closed		7,876	0.75	-	EUR 90,246.65 in 1 Other Repayments starting 30/12/2044 AND EUR 2,520,000.00 in 28 Equal Repayments starting 30/12/2030 AND EUR 2,759,000.00 in 31 Equal Repayments starting 30/06/2015
2004008_1	Rural Health Project III	Organisation of Petroleum Exp Countries	Multilateral	GOK	02/09/2004	15/09/2025	7,209,689	USD	782,299.56	7,209,689	100.0%	Fully Drawn	State Department for Roads	The project entails rehabilitation of the water supply and sanitationinfrastructure for Oloilolktok town and its outskirtsfor the improvement of the water supply and sanitation services for the population and commercial enterprise	completed	Kajiado County	-	2.00	-	USD 156,464.02 in 1 Equal Repayments starting 15/09/2025 AND USD 1,408,131.00 in 9 Equal Repayments starting 15/03/2021 AND USD 670,539.00 in 3 Equal Repayments starting 15/09/2019 AND USD 1,507,975.00 in 7 Equal Repayments starting 15/03/2016 AND USD 2,133,280.00 in 8 Equal Repayments starting 15/03/2012 AND USD 382,704.79 in 1 Equal Repayments starting 15/09/2011 AND USD 950,595.21 in 1 Other Repayments starting 15/03/2011
2004007_5	Education III	African Development Fund	Multilateral	GOK	04/06/2004	01/05/2054	1,938,478	GBP	1,764,015.04	1,938,478	100.0%	Fully Drawn	Ministry of Education	The project supported secondary education and vocational training to improve access and quality of learning outcomes while taking into account education equity and gender aspects. The project targeted at least 15% girls for the bursary and supported construction of boarding facilities in arid and semi-arid areas to encourage girls physical access to education. The special education, youth polytechnic pedagogy and HIV/AIDs Guidance/Counseling in-service trainings for teachers, targeted at least one third of women teachers in line with Government Policy on gender.	Completed	Nationwide	-	0.75	-	AUA 1,744,630.26 in 60 Equal Repayments starting 01/05/2024 AND AUA 193,847.81 in 20 Equal Repayments starting 01/11/2014
2004007_4	Education III	African Development Fund	Multilateral	GOK	04/06/2004	01/05/2054	361,827	EUR	337,758.37	361,827	100.0%	Fully Drawn	Ministry of Education	The project supported secondary education and vocational training to improve access and quality of learning outcomes while taking into account education equity and gender aspects. The project targeted at least 15% girls for the bursary and supported construction of boarding facilities in arid and semi-arid areas to encourage girls physical access to education. The special education, youth polytechnic pedagogy and HIV/AIDs Guidance/Counseling in-service trainings for teachers, targeted at least one third of women teachers in line with Government Policy on gender.	Completed	Nationwide	-	0.75	-	AUA 333,510.88 in 60 Equal Repayments starting 01/11/2024 AND AUA 28,316.60 in 20 Equal Repayments starting 01/05/2015

LOAN #	LOAN TITLE	CREDITOR NAME	CREDITOR CATEGORY	BORROWER	AGREEMENT DATE	MATURITY DATE	REVISED FINANCIAL AMOUNT (Tranche)	CURRENCY	PRINCIPLE BALANCE AS AT 31/08/2023 (FX)	DRAWN AMOUNT	DISBURSEMENT RATE	UNDRAWN AMOUNT	IMPLEMENTING AGENCY	PROJECT DESCRIPTION	PROJECT IMPLEMENTATION STATUS	COUNTY	COMMITMENT FEES SIINCE 2012 (KSHS)	Fixed Interest Rate	Variable (Margin) Interest Rate	No. Principal Repayments
2004007_2	Education III	African Development Fund	Multilateral	GOK	04/06/2004	01/05/2054	24,602,063	USD	25,175,108.22	24,602,063	100.0%	Fully Drawn	Ministry of Education	The project supported secondary education and vocational training to improve access and quality of learning outcomes while taking into account education equity and gender aspects. The project targeted at least 15% girls for the bursary and supported construction of boarding facilities in arid and semi-arid areas to encourage girls physical access to education. The special education, youth polytechnic pedagogy and HIV/AIDs Guidance/Counseling in-service trainings for teachers, targeted at least one third of women teachers in line with Government Policy on gender.	Completed	Nationwide	6,541,861	0.75	-	AUA 3,215,740.50 in 60 Equal Repayments starting 01/05/2024 AND AUA 21,820,278.50 in 60 Equal Repayments starting 01/05/2024 AND AUA 2,781,784.40 in 20 Equal Repayments starting 01/05/2014
2004006_1	Energy Sector Recovery Project	International Development Association	Multilateral	GOK	04/08/2004	01/06/2044	49,151,956	XDR	40,304,603.51	49,151,956	100.0%	Fully Drawn	Ministry of Environment	The project financed Forestry Development	Closed		-	0.75	-	XDR 39,321,564.40 in 40 Equal Repayments starting 01/12/2024 AND XDR 9,830,391.20 in 20 Equal Repayments starting 01/12/2014
2004005_1	Micro, Small and Medium Ent. Comp. Proj	International Development Association	Multilateral	GOK	04/08/2004	15/03/2044	9,870,488	XDR	8,093,799.75	9,870,488	100.0%	Fully Drawn	Ministry of Environment	The project financed Forestry Development	Closed		-	0.75	-	XDR 7,896,389.90 in 40 Equal Repayments starting 15/09/2024 AND XDR 1,974,097.60 in 20 Equal Repayments starting 15/09/2014
2004004_1	Agricultural Productivity Project	International Development Association	Multilateral	GOK	25/06/2004	15/05/2044	18,000,000	XDR	14,760,000.00	18,000,000	100.0%	Fully Drawn	Ministry of Environment	The project financed Forestry Development	Closed		-	0.75	-	XDR 14,400,000.00 in 40 Equal Repayments starting 15/11/2024 AND XDR 3,600,000.00 in 20 Equal Repayments starting 15/11/2014
2004003_1	Northern Corridor Transport Improvement	International Development Association	Multilateral	GOK	25/06/2004	15/05/2044	136,496,166	XDR	111,860,441.47	136,496,166	100.0%	Fully Drawn	Ministry of Environment	The project financed Forestry Development	Closed		-	0.75	-	XDR 109,132,138.00 in 40 Equal Repayments starting 15/11/2024 AND XDR 21,826,427.52 in 16 Equal Repayments starting 15/11/2016 AND XDR 5,537,600.00 in 4 Equal Repayments starting 15/11/2014
2004002_5	ASAL Based Livestock & Rural Livelihoods	African Development Fund	Multilateral	GOK	30/06/2004	01/05/2054	97,261	GBP	88,507.36	97,261	100.0%	Fully Drawn	Ministry of Agriculture and Livestock Development	The project included training of stockowners in various aspects of animal husbandry (cold carcass weight increases from 130 to 150 kgs for cattle, small stock from 15kgs to 20kgs for goats and from 20 to 25kg for sheep, training of 60 extension staff.	Completed	Nationwide	-	0.75	-	AUA 87,534.76 in 60 Equal Repayments starting 01/11/2024 AND AUA 9,726.00 in 20 Equal Repayments starting 01/11/2014
2004002_4	ASAL Based Livestock & Rural Livelihoods	African Development Fund	Multilateral	GOK	30/06/2004	01/05/2054	20,899,336	USD	18,836,395.76	20,899,336	100.0%	Fully Drawn	Ministry of Agriculture and Livestock Development	The project included training of stockowners in various aspects of animal husbandry (cold carcass weight increases from 130 to 150 kgs for cattle, small stock from 15kgs to 20kgs for goats and from 20 to 25kg for sheep, training of 60 extension staff.	Completed	Nationwide	-	0.75	-	AUA 18,629,402.01 in 60 Equal Repayments starting 01/11/2024 AND AUA 2,069,933.60 in 20 Equal Repayments starting 01/11/2014
2004002_3	ASAL Based Livestock & Rural Livelihoods	African Development Fund	Multilateral	GOK	30/06/2004	01/05/2054	6,561,333	EUR	5,970,812.99	6,561,333	100.0%	Fully Drawn	Ministry of Agriculture and Livestock Development	The project included training of stockowners in various aspects of animal husbandry (cold carcass weight increases from 130 to 150 kgs for cattle, small stock from 15kgs to 20kgs for goats and from 20 to 25kg for sheep, training of 60 extension staff.	Completed	Nationwide	601,751	0.75	-	AUA 5,905,199.58 in 60 Equal Repayments starting 01/11/2024 AND AUA 656,133.20 in 20 Equal Repayments starting 01/11/2014
2004001_1	South Nyanza Community Devt. Project	International Fund For Agricultural Dev.	Multilateral	GOK	17/03/2004	15/06/2044	10,900,000	XDR	7,427,940.79	10,868,841	99.7%	31,159	Ministry of Planning - Rural Development	Empowering Rural Communities through Community driven development projects, improve access to health care, water and sanitation improved decurity and nutrition	Closed. The undrawn amount to be cancelled.	Nyanza province Suba, Rachuonyo, Homa Bay, Migori, Kuria	-	0.75	-	XDR 34,000.00 in 1 Equal Repayments starting 15/06/2044 AND XDR 10,868,000.00 in 60 Equal Repayments starting 15/06/2014
2003010_1	Administration Police	Midland Finance & Securities Limited	Commercial Bank	GOK	29/05/2003	29/10/2023	49,650,000	EUR	43,114,000.00	49,650,000	100.0%	Fully Drawn					-	5.00	-	EUR 2,538,000.00 in 1 Other Repayments starting 29/06/2009 AND EUR 43,112,000.00 in 17 Equal Repayments starting 29/10/2003 AND EUR 4,000,000.00 in 1 Other Repayments starting 29/05/2003
2003005_1	Rehabilitation of Maai Mahiu-Narok RD	Govt of Fed. Republic of Germany - GTZ	Bilateral	GOK	05/08/2003	31/12/2043	19,217,418	EUR	13,349,418.09	19,217,418	100.0%	Fully Drawn			Closed		448,471	1.50	-	EUR 310,418.09 in 1 Equal Repayments starting 30/12/2043 AND EUR 325,000.00 in 1 Equal Repayments starting 30/06/2043 AND EUR 19,234,000.00 in 59 Equal Repayments starting 30/12/2013
2003003_2	Arid Lands Resource Mangmt. Proj. Ph II	International Development Association	Multilateral	GOK	26/06/2003	15/05/2046	31,169,653	XDR	26,805,901.85	31,169,653	100.0%	Fully Drawn	Ministry of Environment	The project financed Forestry Development	Closed		-	0.75	-	XDR 24,935,722.67 in 40 Equal Repayments starting 15/11/2026 AND XDR 6,233,930.60 in 20 Equal Repayments starting 15/11/2016
2003003_1	Arid Lands Resource Mangmt. Proj. Ph II	International Development Association	Multilateral	GOK	26/06/2003	15/05/2046	43,600,000	XDR	34,880,000.00	43,600,000	100.0%	Fully Drawn	Ministry of Environment	The project financed Forestry Development	Closed		-	0.75	-	XDR 34,880,000.00 in 40 Equal Repayments starting 15/11/2023 AND XDR 8,720,000.00 in 20 Equal Repayments starting 15/11/2013
2003001_1	Mt.Kenya E. Pilot pj.for Nat. Res. Mngmt	International Fund For Agricultural Dev.	Multilateral	GOK	26/02/2003	01/06/2043	12,700,000	XDR	8,354,485.43	12,534,871	98.7%	165,129	Rural Development	Promoting environmental conservation to ensure sustainablelivelihoods for rural people increased incomes and market linkages - support to KWS	Closed. The undrawn amount to be cancelled.	Eastern province Meru Central, Meru South, Tharaka Nithi, Embu, Mbeere	-	0.75	-	XDR 164,374.00 in 1 Equal Repayments starting 01/06/2043 AND XDR 12,323,979.00 in 59 Equal Repayments starting 01/06/2014 AND XDR 211,647.00 in 1 Other Repayments starting 01/06/2013

LOAN #	LOAN TITLE	CREDITOR NAME	CREDITOR CATEGORY	BORROWER	AGREEMENT DATE	MATURITY DATE	REVISED FINANCIAL AMOUNT (Tranche)	CUR	PRINCIPLE BALANCE AS AT 31/08/2023 (FX)	DRAWN AMOUNT	DISBURSEMENT RATE	UNDRAWN AMOUNT	IMPLEMENTING AGENCY	PROJECT DESCRIPTION	PROJECT IMPLEMENTATION STATUS	COUNTY	COMMITMENT FEES SINCE 2012 (KSHS)	Fixed Interest Rate	Variable (Margin) Interest Rate	No. Principal Repayments
2002445_1	Third Nairobi Water-Supplementary Loan (Converted from DEM 1996021 ADF)	African Development Fund	Multilateral	GOK	31/12/2002	01/10/2046	4,180,952	EUR	2,947,571.29	Rescheduled/BR	Rescheduled/BR	Fully Drawn	Nairobi Water and Sewerage Company	The Project consists of : i) Construction of Earth-fill embankment on the Thika River; (max height 65m); ii) construction of 4.7 km. long raw water transmission tunnel of 2.5 m diameter; iii) construction of raw water amd treated water transmission mains (total lenght 44 km, diameter ranging from 700 mm to 1400 mm); iv) Extension of the capacity of existing Ngethu Water Treatment plant by 260,000 cu.m/day, v) construction of one 2400 cu.m and two 1100 cu.m capacity reinforced concrete service reservoirs and a booster pumping station at Gigiri, Nairobi; vi) Provision of instrumentation for telemetric information and control for the Nairobi Water Supply Scheme; vii) extension of the Dandora Sewage Treatment Works; viii) consiruction of staff housing and offices, and service roads; ix) distribution system extension, totalling 44 km in length with diameters varying from 200 mm to 100 mm; x) technical assistance and training for continued institutional development, regional studies and construction	Complete	Nairobi	-	0.75	-	EUR 3,762,856.96 in 60 Equal Repayments starting 01/04/2017 AND EUR 418,095.20 in 20 Equal Repayments starting 01/04/2007
2002444_1	Livestock Project (Converted from FRF 1993019 ADF)	African Development Fund	Multilateral	GOK	31/12/2002	01/07/2043	186,473	EUR	111,883.70	Rescheduled/BR	Rescheduled/BR	Fully Drawn	-	The project comprises the following components: (i) Primary Teacher Education, (ii) Science Education in Secondary Schools, (iii) Staff Development; (iv) Technical Education	Completed	Baringo, Bomet, Siaya,Bungoma, Kericho, Kakamega, Embu, Garissa,	-	0.75	-	EUR 167,825.55 in 60 Equal Repayments starting 01/01/2014 AND EUR 18,647.56 in 20 Equal Repayments starting 01/01/2004
2002443_1	Education II (Converted from FRF 1993015 ADF)	African Development Fund	Multilateral	GOK	31/12/2002	01/07/2043	38,370	EUR	23,022.92	Rescheduled/BR	Rescheduled/BR	Fully Drawn	-	The project comprises the following components: (i) Primary Teacher Education, (ii) Science Education in Secondary Schools, (iii) Staff Development; (iv) Technical Education	Completed	Baringo, Bomet, Siaya,Bungoma, Kericho, Kakamega, Embu, Garissa,	-	0.75	-	EUR 34,534.38 in 60 Equal Repayments starting 01/01/2014 AND EUR 3,835.62 in 20 Equal Repayments starting 01/01/2004
2002442_1	Education II (Converted from DEM 1993014 ADF)	African Development Fund	Multilateral	GOK	31/12/2002	01/07/2043	42,397	EUR	25,435.85	Rescheduled/BR	Rescheduled/BR	Fully Drawn	Ministry of Education	The project comprises the following components: (i) Primary Teacher Education, (ii) Science Education in Secondary Schools, (iii) Staff Development; (iv) Technical Education	Completed	Baringo, Bomet, Siaya,Bungoma, Kericho, Kakamega, Embu, Garissa,	-	0.75	-	EUR 38,153.77 in 60 Equal Repayments starting 01/01/2014 AND EUR 4,243.72 in 20 Equal Repayments starting 01/01/2004
2002441_1	Export Development Programme (Converted from DEM 1993011 ADF)	African Development Fund	Multilateral	GOK	31/12/2002	01/10/2043	15,772,320	EUR	9,699,976.00	Rescheduled/BR	Rescheduled/BR	Fully Drawn	Ministry of Finance	The Project will provide finance to support reaserach, training of staff and technical assistance and local counterparts	Completed	Bomet	-	0.75	-	EUR 14,195,086.83 in 60 Equal Repayments starting 01/04/2014 AND EUR 1,577,233.20 in 20 Equal Repayments starting 01/04/2004
2002440_1	Nyayo Tea Zone (Converted from FRF 1991051 ADF)	African Development Fund	Multilateral	GOK	31/12/2002	01/07/2041	173,059	EUR	94,396.16	Rescheduled/BR	Rescheduled/BR	Fully Drawn	Nyayo Tea Zone Development Co-operation	The overall objective of the project is to protect and conserve the country's gazetted forests through the establishment of buffer zones made of tea belts and forestry plantations.	Completed	Bomet	-	0.75	-	EUR 157,326.94 in 60 Equal Repayments starting 01/01/2012 AND EUR 15,731.82 in 18 Equal Repayments starting 01/01/2003
2002439_1	Nyayo Tea Zone (Converted from DEM 1991047 ADF)	African Development Fund	Multilateral	GOK	31/12/2002	01/07/2041	2,593,925	EUR	1,414,865.87	Rescheduled/BR	Rescheduled/BR	Fully Drawn	Nyayo Tea Zone Development Co-operation	The overall objective of the project is to protect and conserve the country's gazetted forests through the establishment of buffer zones made of tea belts and forestry plantations.	Completed	Bomet	-	0.75	-	EUR 2,358,109.79 in 60 Equal Repayments starting 01/01/2012 AND EUR 235,814.97 in 18 Equal Repayments starting 01/01/2003
2002438_1	Agricultural Sector Adjustment Prog. (Converted from FRF 1991042 ADF)	African Development Fund	Multilateral	GOK	31/12/2002	01/07/2041	4,336,608	EUR	2,365,422.41	Rescheduled/BR	Rescheduled/BR	Fully Drawn	Ministry of Finance	The objectives of ASAP II are to: (a) accelerate agricultural growth through smallholders, while safeguarding the environment; (b) improve public sector resource use in agriculture; (c) improve agricultural sector institutional capacity; and (d) develop and test approaches to poverty alleviation focusing on vulnerable groups.	Completed	Trans-Nzoia	-	0.75	-	EUR 3,942,370.69 in 60 Equal Repayments starting 01/01/2012 AND EUR 394,236.82 in 18 Equal Repayments starting 01/01/2003
2002437_1	Ziwa-Kitale Road (Converted from FRF 1991052 ADF)	African Development Fund	Multilateral	GOK	31/12/2002	01/07/2041	889,008	EUR	484,913.75	Rescheduled/BR	Rescheduled/BR	Fully Drawn	Ministry of Public Works	The project includes: (a) construction works for the upgrading of the two-lane asphalt standard gravel road from south of Ziwa to Kitale (63 km). The works include the extension of the road from Lodwar to Kisumu to form a circular road around Kitale, a 9 km road from counsin's corner to Kipsain, and a 15 km link from Cherengani to me's Bridge.	Completed	Trans- Nzoia and Uasin Gishu	-	0.75	-	EUR 808,189.58 in 60 Equal Repayments starting 01/01/2012 AND EUR 80,818.71 in 18 Equal Repayments starting 01/01/2003
2002436_1	Ziwa-Kitale Road (Converted from DEM 1991039 ADF)	African Development Fund	Multilateral	GOK	31/12/2002	01/07/2041	3,429,238	EUR	1,851,788.46	3,429,238	100.0%	Fully Drawn	Ministry of Public Works	The project includes: (a) construction works for the upgrading of the two-lane asphalt standard gravel road from south of Ziwa to Kitale (63 km). The works include the extension of the road from Lodwar to Kisumu to form a circular road around Kitale, a 9 km road from counsin's corner to Kipsain, and a 15 km link from Cherengani to me's Bridge.	Completed	Trans- Nzoia and Uasin Gishu	-	0.75	-	EUR 0.01 in 79 Percentage Based Repayments starting 01/01/2003

LOAN #	LOAN TITLE	CREDITOR NAME	CREDITOR CATEGORY	BORROWER	AGREEMENT DATE	MATURITY DATE	REVISED FINANCIAL AMOUNT (Tranche)	CURR	PRINCIPLE BALANCE AS AT 31/08/2023 (FX)	DRAWN AMOUNT	DISBURSEMENT RATE	UNDRAWN AMOUNT	IMPLEMENTING AGENCY	PROJECT DESCRIPTION	PROJECT IMPLEMENTATION STATUS	COUNTY	COMMITMENT FEES SIINCE 2012 (KSHS)	Fixed Interest Rate	Variable (Margin) Interest Rate	No. Principal Repayments
2002435_1	Rural Roads upgrading proj. (Converted from FRF 1991053 ADF)	African Development Fund	Multilateral	GOK	31/12/2002	01/01/2041	2,284,297	EUR	1,217,518.56	Rescheduled/BR	Rescheduled/BR	Fully Drawn	Ministry of Public Works	To stimulate the social and economic activity in target rural areas by providing all weather roads which will reduce vehicle operating costs and encourage improved transport services.	Completed	Nationwide	-	0.75	-	EUR 2,087,174.68 in 60 Equal Repayments starting 01/07/2011 AND EUR 197,122.22 in 17 Equal Repayments starting 01/01/2003
2002434_1	Rural Roads Upgrading Proj. (Converted from DEM 1991029 ADF)	African Development Fund	Multilateral	GOK	31/12/2002	01/01/2041	7,092,478	EUR	3,780,253.14	Rescheduled/BR	Rescheduled/BR	Fully Drawn	Ministry of Public Works	To stimulate the social and economic activity in target rural areas by providing all weather roads which will reduce vehicle operating costs and encourage improved transport services.	Completed	Nationwide	-	0.75	-	EUR 6,480,433.95 in 60 Equal Repayments starting 01/07/2011 AND EUR 612,044.50 in 17 Equal Repayments starting 01/01/2003
2002433_1	Thika-Makutano Road (Converted from DEM 1989075 ADF)	African Development Fund	Multilateral	GOK	31/12/2002	01/01/2039	80,415	EUR	38,749.31	Rescheduled/BR	Rescheduled/BR	Fully Drawn	Ministry of Public Works	To improve service levels for road user by providing sufficient road capacity to accommodate forecast future traffic growth, thereby: (i) eliminating the present level of traffic delays; (ii) reducing vehicle operating costs; and (iii) improving standards of traffic safety.	Completed	Kiambu	-	0.75	-	EUR 74,998.66 in 60 Equal Repayments starting 01/07/2009 AND EUR 5,416.36 in 13 Equal Repayments starting 01/01/2003
2002432_1	Thika-Makutano Road (Converted from DEM 1989075 ADF)	African Development Fund	Multilateral	GOK	31/12/2002	01/01/2039	11,762	EUR	5,667.70	Rescheduled/BR	Rescheduled/BR	Fully Drawn	Ministry of Public Works	To improve service levels for road user by providing sufficient road capacity to accommodate forecast future traffic growth, thereby: (i) eliminating the present level of traffic delays; (ii) reducing vehicle operating costs; and (iii) improving standards of traffic safety.	Completed	Kiambu	-	0.75	-	EUR 10,969.74 in 60 Equal Repayments starting 01/07/2009 AND EUR 792.26 in 13 Equal Repayments starting 01/01/2003
2002431_1	Thika-Makutano Road (Converted from DEM 1989075 ADF)	African Development Fund	Multilateral	GOK	31/12/2002	01/01/2039	1,652,100	EUR	796,089.88	Rescheduled/BR	Rescheduled/BR	Fully Drawn	Ministry of Public Works	To improve service levels for road user by providing sufficient road capacity to accommodate forecast future traffic growth, thereby: (i) eliminating the present level of traffic delays; (ii) reducing vehicle operating costs; and (iii) improving standards of traffic safety.	Completed	Kiambu	-	0.75	-	EUR 1,540,819.13 in 60 Equal Repayments starting 01/07/2009 AND EUR 111,280.63 in 13 Equal Repayments starting 01/01/2003
2002430_1	Third Nairobi Water (Converted from DEM 1989069 ADF)	African Development Fund	Multilateral	GOK	31/12/2002	01/07/2039	2,762,450	EUR	1,345,442.46	Rescheduled/BR	Rescheduled/BR	Fully Drawn	Nairobi Water and Sewerage Company	The Project consists of : i) Construction of Earth-fill embankment on the Thika River; (max height 65m); ii) construction of 4.7 km. long raw water transmission tunnel of 2.5 m diameter; iii) construction of raw water amd treated water transmission mains (total lenght 44 km, diameter ranging from 700 mm to 1400 mm); iv) Extension of the capacity of existing Ngethu Water Treatment plant by 260,000 cu.m/day, v) construction of one 2400 cu.m and two 1100 cu.m capacity reinforced concrete service reservoirs and a booster pumping station at Gigiri, Nairobi; vi) Provision of instrumentation for telemetric information and control for the Nairobi Water Supply Scheme; vii) extension of the Dandora Sewage Treatment Works; viii) construction of staff housing and offices, and service roads; ix) distribution system extension, totalling 44 km in length with diameters varying from 200 mm to 100 mm; x) technical assistance and training for continued institutional development, regional studies and construction	Complete	Nairobi	-	0.75	-	EUR 14,313.11 in 1 Other Repayments starting 01/07/2039 AND EUR 2,576,379.40 in 60 Equal Repayments starting 01/07/2009 AND EUR 171,757.26 in 12 Equal Repayments starting 01/07/2003
2002429_1	Industrial Sector Adjustment Loan-ISAP (Converted from ITK 1989065 ADF)	African Development Fund	Multilateral	GOK	31/12/2002	01/01/2039	11,178,674	EUR	5,560,073.20	Rescheduled/BR	Rescheduled/BR	Fully Drawn	Ministry of Trade and Industry	The project financed the foreign exchange cost of eligible imports (manufacturing inputs, raw materials, fuel, machinery and equipment, and spare parts) by both public and private importers in the industrial sector. The importation is partly to cater for the existing demand, and also to meet the expected increase in demand for imports arising from the improved policy environment.	Completed	Nationwide	-	0.75	-	EUR 292,635.30 in 2 Equal Repayments starting 01/01/2038 AND EUR 10,183,713.08 in 58 Equal Repayments starting 01/01/2010 AND EUR 702,325.08 in 12 Equal Repayments starting 01/01/2004 AND EUR 0.10 in 1 Other Repayments starting 31/12/2002
2002424_1	West Kenya Rainfed Rice Devt. Project (Converted from PTE 1987033 ADF)	African Development Fund	Multilateral	GOK	31/12/2002	01/01/2037	882,431	EUR	378,184.59	Rescheduled/BR	Rescheduled/BR	Fully Drawn	Lake BASIN Development Authority	The main objectives of the project are to (a) improve the food self reliance position of Kenya; (b) to create employment (c) to improve balance of trade; (d) to improve benefits for poorer members of society,(e) improve equity of regional development in Kenya.	Completed	Kakamega Vihiga Trans-Nzoia	-	0.75	-	EUR 840,410.21 in 60 Equal Repayments starting 01/07/2007 AND EUR 42,020.53 in 9 Equal Repayments starting 01/01/2003
2002423_1	West Kenya Rainfed Rice Devt. Project (Converted from NLG 1987032 ADF)	African Development Fund	Multilateral	GOK	31/12/2002	01/01/2037	781,168	EUR	334,638.95	Rescheduled/BR	Rescheduled/BR	Fully Drawn	Lake BASIN Development Authority	The main objectives of the project are to (a) improve the food self reliance position of Kenya; (b) to create employment (c) to improve balance of trade; (d) to improve benefits for poorer members of society,(e) improve equity of regional development in Kenya.	Completed	Kakamega Vihiga Trans-Nzoia	-	0.75	-	EUR 743,642.11 in 60 Equal Repayments starting 01/07/2007 AND EUR 12,600.00 in 3 Equal Repayments starting 01/01/2006 AND EUR 139.03 in 1 Other Repayments starting 01/01/2003 AND EUR 24,787.30 in 6 Equal Repayments starting 01/01/2003

LOAN #	LOAN TITLE	CREDITOR NAME	CREDITOR CATEGORY	BORROWER	AGREEMENT DATE	MATURITY DATE	REVIS FINANI AMOUNT (Tranche)	RR	PRINCIPLE BALANCE AS AT 31/08/2023 (FX)	DRAWN AMOUNT	DISBURSEMENT RATE	UNDRAWN AMOUNT	IMPLEMENTING AGENCY	PROJ PTION	PROJECT IMPLEMENTATION STATUS	COUNTY	COMMITMENT FEES SIINCE 2012 (KSHS)	Fixed Interest Rate	Variable (Margin) Interest Rate	No. Principal Repayments
2002422_1	West Kenya Rainfed Rice Devt. Project (Converted from ITK 1987030 ADF)	African Development Fund	Multilateral	GOK	31/12/2002	01/01/2037	10,937	EUR	4,687.25	Rescheduled/BR	Rescheduled/BR	Fully Drawn	Lake BASIN Development Authority	The main objectives of the project are to (a) improve the food self reliance position of Kenya; (b) to create employment (c) to improve balance of trade; (d) to improve benefits for poorer members of society,(e) improve equity of regional development in Kenya.	Completed	Kakamega Vihiga Trans-Nzoia	-	0.75	-	EUR 10,416.17 in 60 Equal Repayments starting 01/07/2007 AND EUR 520.83 in 9 Equal Repayments starting 01/01/2003
2002421_1	West Kenya Rainfed Rice Devt. Project (Converted from FRF 1987029 ADF)	African Development Fund	Multilateral	GOK	31/12/2002	01/01/2037	135,419	EUR	58,036.77	Rescheduled/BR	Rescheduled/BR	Fully Drawn	Lake BASIN Development Authority	The main objectives of the project are to (a) improve the food self reliance position of Kenya; (b) to create employment (c) to improve balance of trade; (d) to improve benefits for poorer members of society,(e) improve equity of regional development in Kenya	Completed	Kakamega Vihiga Trans-Nzoia	-	0.75	-	EUR 128,970.59 in 60 Equal Repayments starting 01/07/2007 AND EUR 6,448.59 in 9 Equal Repayments starting 01/01/2003
2002420_1	West Kenya Rainfed Rice Devt. Project (Converted from DEM 1987027 ADF)	African Development Fund	Multilateral	GOK	31/12/2002	01/01/2037	1,240,371	EUR	529,603.58	Rescheduled/BR	Rescheduled/BR	Fully Drawn	Lake BASIN Development Authority	The main objectives of the project are to (a) improve the food self reliance position of Kenya; (b) to create employment (c) to improve balance of trade; (d) to improve benefits for poorer members of society,(e) improve equity of regional development in Kenya.	Completed	Kakamega Vihiga Trans-Nzoia	-	0.75	-	EUR 1,176,896.85 in 60 Equal Repayments starting 01/07/2007 AND EUR 29,857.08 in 4 Equal Repayments starting 01/07/2005 AND EUR 925.70 in 1 Other Repayments starting 01/01/2003 AND EUR 32,691.55 in 5 Equal Repayments starting 01/01/2003
2002419_1	West Kenya Rainfed Rice Devt. Project (Converted from BEF 1987025 ADF)	African Development Fund	Multilateral	GOK	31/12/2002	01/01/2037	878,909	EUR	376,675.48	Rescheduled/BR	Rescheduled/BR	Fully Drawn	Lake BASIN Development Authority	The main objectives of the project are to (a) improve the food self reliance position of Kenya; (b) to create employment (c) to improve balance of trade; (d) to improve benefits for poorer members of society,(e) improve equity of regional development in Kenya.	Completed	Kakamega Vihiga Trans-Nzoia	-	0.75	-	EUR 837,056.45 in 60 Equal Repayments starting 01/07/2007 AND EUR 41,852.79 in 9 Equal Repayments starting 01/01/2003
2002418_1	West Kenya Rainfed Rice Devt. Project (Converted from ATS 1987024 ADF)	African Development Fund	Multilateral	GOK	31/12/2002	01/01/2037	507,743	EUR	217,603.86	Rescheduled/BR	Rescheduled/BR	Fully Drawn	Lake BASIN Development Authority	The main objectives of the project are to (a) improve the food self reliance position of Kenya; (b) to create employment (c) to improve balance of trade; (d) to improve benefits for poorer members of society,(e) improve equity of regional development in Kenya.	Completed	Kakamega Vihiga Trans-Nzoia	-	0.75	-	EUR 483,564.13 in 60 Equal Repayments starting 01/07/2007 AND EUR 24,178.47 in 9 Equal Repayments starting 01/01/2003
2002417_1	Rural Health Programme (Converted from ADF ITK 1986025)	African Development Fund	Multilateral	GOK	31/12/2002	01/01/2036	245,175	EUR	98,332.13	Rescheduled/BR	Rescheduled/BR	Fully Drawn	Ministry of Health	The project comprised of construction of one district hospital, new construction of sub-district hospital and 6 health centres, 6 training fellowships for personnel in hospital installations and equipment maintenance, provision of furniture and equipment.	Completed	Kwale, Bungoma,Baring o, Kajiado, Kakamega, Kisii and Migori	-	0.75	-	EUR 235,997.40 in 60 Equal Repayments starting 01/07/2006 AND EUR 9,177.70 in 7 Equal Repayments starting 01/01/2003
2002416_1	Rural Health Programme (Converted from ADF DEM 1986024)	African Development Fund	Multilateral	GOK	31/12/2002	01/01/2036	385,998	EUR	153,893.25	Rescheduled/BR	Rescheduled/BR	Fully Drawn	Ministry of Health	The project comprised of construction of one district hospital, new construction of sub-district hospital and 6 health centres, 6 training fellowships for personnel in hospital installations and equipment maintenance, provision of furniture and equipment.	Completed	Kwale, Bungoma,Baring o, Kajiado, Kakamega, Kisii and Migori	-	0.75	-	EUR 369,343.80 in 60 Equal Repayments starting 01/07/2006 AND EUR 5,631.28 in 2 Equal Repayments starting 01/07/2005 AND EUR 8,207.26 in 4 Equal Repayments starting 01/07/2003 AND EUR 2,816.12 in 1 Other Repayments starting 01/01/2003
2002415_1	Rural Health Programme (Converted from ADF FRF 1986022)	African Development Fund	Multilateral	GOK	31/12/2002	01/01/2036	96,570	EUR	38,633.57	Rescheduled/BR	Rescheduled/BR	Fully Drawn	Ministry of Health	The project comprised of construction of one district hospital, new construction of sub-district hospital and 6 health centres, 6 training fellowships for personnel in hospital installations and equipment maintenance, provision of furniture and equipment.	Completed	Kwale, Bungoma,Baring o, Kajiado, Kakamega, Kisii and Migori	-	0.75	-	EUR 0.00 in 67 Percentage Based Repayments starting 01/01/2003
2002414_1	Mumias - Kakamega Road Project (Converted from ADF FRF 1983061)	African Development Fund	Multilateral	GOK	31/12/2002	01/07/2033	71,103	EUR	23,442.72	Rescheduled/BR	Rescheduled/BR	Fully Drawn	Ministry of Transport and Communication	To improve the road transport service from Mumias to Kakamega by reducing vehicle operating costs and providing acces to sugarcane in Kakamega District	Completed	Kakamega	-	0.75	-	EUR 70,328.17 in 60 Equal Repayments starting 01/01/2004 AND EUR 774.75 in 2 Equal Repayments starting 01/01/2003
2002413_1	Mumias - Kakamega Road Project (Converted from ADF DEM 1983039)	African Development Fund	Multilateral	GOK	31/12/2002	01/07/2033	2,854,517	EUR	862,966.21	2,854,517	100.0%	Fully Drawn	Ministry of Transport and Communication	To improve the road transport service from Mumias to Kakamega by reducing vehicle operating costs and providing acces to sugarcane in Kakamega District	Completed	Kakamega	-	0.75	-	EUR 0.01 in 67 Percentage Based Repayments starting 01/01/2003
2002412_1	Secondary Teacher Training (Converted from ADF BEF 1983036)	African Development Fund	Multilateral	GOK	31/12/2002	01/01/2033	90,923	EUR	28,633.19	Rescheduled/BR	Rescheduled/BR	Fully Drawn	Ministry of Education	The project involved expansion of the already existing secondary teacher training insititutions through construction of a new teacher training college at Eldoret, renovation of two other existing colleges at Kagumo and Siriba, provision of furniture and equipment to these colleges and sponsorship of 66 Master of Education degree programme scholarships for staff development.	Completed	Uasin-Gishu, Murang'a and Vihiga	-	0.75	-	EUR 90,420.60 in 60 Equal Repayments starting 01/07/2003 AND EUR 502.33 in 1 Other Repayments starting 01/01/2003

LOAN #	LOAN TITLE	CREDITOR NAME	CREDITOR CATEGORY	BORROWER	AGREEMENT DATE	MATURITY DATE	REVISED FINANCIAL AMOUNT (Tranche)	R	PRINCIPLE BALANCE AS AT 31/08/2023 (FX)	DRAWN AMOUNT	DISBURSEMENT RATE	UNDRAWN AMOUNT	IMPLEMENTING AGENCY	PROJECT DESCRIPTION	PROJECT IMPLEMENTATION STATUS	COUNTY	COMMITMENT FEES SINCE 2012 (KSHS)	Fixed Interest Rate	Variable (Margin) Interest Rate	No. Principal Repayments
2002411_1	Secondary Teacher Training (Converted from ADF DEM 1983033)	African Development Fund	Multilateral	GOK	31/12/2002	01/01/2033	452,959	EUR	142,742.51	Rescheduled/BR	Rescheduled/BR	Fully Drawn	Ministry of Education	The project involved expansion of the already existing secondary teacher training insititutions through construction of a new teacher training college at Eldoret, renovation of two other existing colleges at Kagumo and Siriba, provision of furniture and equipment to these colleges and sponsorship of 66 Master of Education degree programme scholarships for staff development.	Completed	Uasin-Gishu, Murang'a and Vihiga	-	0.75	-	EUR 413,199.27 in 55 Equal Repayments starting 01/01/2006 AND EUR 37,101.65 in 5 Equal Repayments starting 01/07/2003 AND EUR 2,657.57 in 1 Equal Repayments starting 01/01/2003 AND EUR 0.10 in 1 Equal Repayments starting 31/12/2002
2002410_1	Secondary Teacher Training (Converted from ADF ESP 1983032)	African Development Fund	Multilateral	GOK	31/12/2002	01/01/2033	68,048	EUR	21,429.39	Rescheduled/BR	Rescheduled/BR	Fully Drawn	Ministry of Education	The project involved expansion of the already existing secondary teacher training insititutions through construction of a new teacher training college at Eldoret, renovation of two other existing colleges at Kagumo and Siriba, provision of furniture and equipment to these colleges and sponsorship of 66 Master of Education degree programme scholarships for staff development.	Completed	Uasin-Gishu, Murang'a and Vihiga	-	0.75	-	EUR 67,671.77 in 60 Equal Repayments starting 01/07/2003 AND EUR 375.96 in 1 Other Repayments starting 01/01/2003
2002409_1	Secondary Teacher Training (Converted from ADF FRF 1983031)	African Development Fund	Multilateral	GOK	31/12/2002	01/01/2033	167,432	EUR	52,727.24	Rescheduled/BR	Rescheduled/BR	Fully Drawn	Ministry of Education	The project involved expansion of the already existing secondary teacher training insititutions through construction of a new teacher training college at Eldoret, renovation of two other existing colleges at Kagumo and Siriba, provision of furniture and equipment to these colleges and sponsorship of 66 Master of Education degree programme scholarships for staff development.	Completed	Uasin-Gishu, Murang'a and Vihiga	-	0.75	-	EUR 166,507.07 in 60 Equal Repayments starting 01/07/2003 AND EUR 925.06 in 1 Other Repayments starting 01/01/2003
2002408_1	Secondary Teacher Training (Converted from ADF PTE 1983027)	African Development Fund	Multilateral	GOK	31/12/2002	01/01/2033	11,238	EUR	3,539.01	Rescheduled/BR	Rescheduled/BR	Fully Drawn	Ministry of Education	The project involved expansion of the already existing secondary teacher training insititutions through construction of a new teacher training college at Eldoret, renovation of two other existing colleges at Kagumo and Siriba, provision of furniture and equipment to these colleges and sponsorship of 66 Master of Education degree programme scholarships for staff development.	Completed	Uasin-Gishu, Murang'a and Vihiga	-	0.75	-	EUR 11,175.63 in 60 Equal Repayments starting 01/07/2003 AND EUR 62.09 in 1 Other Repayments starting 01/01/2003
2002407_1	Muranga-Kisii-Bungoma Sewerage project (Converted from ADF FRF 1983024)	African Development Fund	Multilateral	GOK	31/12/2002	01/01/2033	72,190	EUR	22,739.77	Rescheduled/BR	Rescheduled/BR	Fully Drawn	Municipal Councils of Murang'a, Kisii and Bungoma.	The project consists of rehabilitating and extending existing wastewater collection systems and building new wastewater treatment plants to ensure that the three cities have adequate facilities for the collection, treatment and disposal of wastewater until 1995. By having easier access to factors of production and markets, farmers and ranchers will be inclined to produce from a commercial point of view and to become more integrated with the monetary economy. This will require not only improving the roads and transport facilities, but also installing infrastructure such as water and sewer systems in these cities. The components of the project are: (A) land acquisitions; (B) pipes and manholes; (C) treatment plants; (D) emptying vehicles and tools; (E) execution studies and supervision of works.	Completed	Murang'a, Kisii and Bungoma	-	0.75	-	EUR 1,197.13 in 1 Other Repayments starting 01/01/2033 AND EUR 67,048.97 in 56 Equal Repayments starting 01/01/2005 AND EUR 3,555.00 in 3 Equal Repayments starting 01/07/2003 AND EUR 397.30 in 1 Other Repayments starting 01/01/2003

LOAN #	LOAN TITLE	CREDITOR NAME	CREDITOR CATEGORY	BORROWER	AGREEMENT DATE	MATURITY DATE	REVISED FINANCE AMOUNT (Tranche)	CURR	PRINCIPLE BALANCE AS AT 31/08/2023 (FX)	DRAWN AMOUNT	DISBURSEMENT RATE	UNDRAWN AMOUNT	IMPLEMENTING AGENCY	PROJECT DESCRIPTION	PROJECT IMPLEMENTATION STATUS	COUNTY	COMMITMENT FEES SIINCE 2012 (KSHS)	Fixed interest Rate	Variable (Margin) Interest Rate	No. Principal Repayments
2002406_1	Muranga-Kisii-Bungoma Sewerage project (Converted from ADF DEM 1983022)	African Development Fund	Multilateral	GOK	31/12/2002	01/01/2033	5,065,123	EUR	1,596,239.67	Rescheduled/BR	Rescheduled/BR	Fully Drawn	Municipal Councils of Murang'a, Kisii and Bungoma.	The project consists of rehabilitating and extending existing wastewater collection systems and building new wastewater treatment plants to ensure that the three cities have adequate facilities for the collection, treatment and disposal of wastewater until 1995. By having easier access to factors of production and markets, farmers and ranchers will be inclined to produce from a commercial point of view and to become more integrated with the monetary economy. This will require not only improving the roads and transport facilities, but also installing infrastructure such as water and sewer systems in these cities. The components of the project are: (A) land acquisitions; (B) pipes and manholes; (C) treatment plants; (D) emptying vehicles and tools; (E) execution studies and supervision of works.	Completed	Murang'a, Kisii and Bungoma	-	0.75	-	EUR 84,059.67 in 1 Other Repayments starting 01/01/2033 AND EUR 4,704,560.00 in 56 Equal Repayments starting 01/01/2005 AND EUR 248,853.00 in 3 Equal Repayments starting 01/07/2003 AND EUR 27,650.62 in 1 Other Repayments starting 01/01/2003
2002405_1	Ndia Water Supply (Converted from ADF DEM 1981035)	African Development Fund	Multilateral	GOK	31/12/2002	01/07/2031	1,686,769	EUR	465,315.53	Rescheduled/BR	Rescheduled/BR	Fully Drawn	Ministry of Water Development	Supply of water in Ndia area	Completed	Kirinyanga	-	0.76	-	EUR 1,686,768.78 in 58 Equal Repayments starting 01/01/2003
2002016_3	Roads 2000- District Rural Roads Rehabilitation Project	African Development Fund	Multilateral	GOK	15/02/2002	01/11/2051	5,374,951	EUR	4,595,583.07	5,374,951	100.0%	Fully Drawn	Ministry of Roads & Public Works (MRPW)	The project objective is to restore the classified road network to a maintainable condition in eight districts in the Rift Valley Province.	Completed	-	-	0.75	-	AUA 4,837,455.86 in 60 Equal Repayments starting 01/05/2022 AND AUA 537,495.00 in 20 Equal Repayments starting 01/05/2012
2002016_2	Roads 2000- District Rural Roads Rehabilitation Project	African Development Fund	Multilateral	GOK	15/02/2002	01/11/2051	19,207,245	USD	16,422,194.25	19,207,245	100.0%	Fully Drawn	Ministry of Roads & Public Works (MRPW)	The project objective is to restore the classified road network to a maintainable condition in eight districts in the Rift Valley Province.	Completed	Marakwet, Kajiado, Keiyo, Narok, Trans-Nzoia Uasin Gishu,West Pokot,Transmara	-	0.75	-	AUA 288,108.73 in 1 Equal Repayments starting 01/11/2051 AND AUA 16,998,411.53 in 59 Equal Repayments starting 01/05/2022 AND AUA 1,920,724.57 in 20 Equal Repayments starting 01/05/2012
2002013_1	Prisons Department	LBA Systems	Commercial Bank	GOK	19/11/2002	15/06/2007	29,700,000	EUR	26,584,000.00	29,700,000	100.0%	Fully Drawn					-	-	-	EUR 15,000,000.00 in 6 Equal Repayments starting 19/10/2004 AND EUR 9,084,000.00 in 3 Equal Repayments starting 19/10/2003 AND EUR 5,000,000.00 in 2 Equal Repayments starting 19/02/2003 AND EUR 616,000.00 in 1 Other Repayments starting 19/12/2002
2002011_1	Police Airwing Helicopters	APEX FINANCE CORPORATION	Commercial Bank	GOK	12/07/2002	30/07/2023	12,800,000	USD	4,690,000.00	12,800,000	100.0%	Fully Drawn		budget support			-	6.00	-	USD 11,256,000.00 in 12 Equal Repayments starting 30/10/2002 AND USD 1,544,000.00 in 1 Other Repayments starting 30/07/2002
2002008_1	Early Warning System for the MET Departm	LBA Systems	Commercial Bank	GOK	07/06/2002	10/10/2023	35,000,000	USD	15,750,000.00	35,000,000	100.0%	Fully Drawn					-	5.00	-	USD 31,500,000.00 in 12 Equal Repayments starting 10/10/2002 AND USD 3,500,000.00 in 1 Other Repayments starting 10/07/2002
2002007_1	Police Equipment - Addendum 3	Sound Day Corporation	Commercial Bank	GOK	14/06/2002	30/06/2023	31,846,500	USD	9,346,500.00	31,846,500	100.0%	Fully Drawn	State Department for Interior	The project involved supply of police eqipment	Closed project		-	6.00	-	USD 1,846,500.00 in 1 Other Repayments starting 28/02/2005 AND USD 30,000,000.00 in 8 Equal Repayments starting 30/06/2002
2002005_1	Shamakhokho-Kipsigak Road Project3	Government of China	Bilateral	GOK	24/04/2002	01/01/2025	50,278,653	CNY	10,056,270.60	50,278,653	100.0%	Fully Drawn	State Department for Roads	construction of Shamakhokho-Kipsigak Road 3	closed	Vihiga County	-	-	-	CNY 10,055,730.60 in 2 Equal Repayments starting 01/01/2024 AND CNY 40,222,922.40 in 8 Equal Repayments starting 01/01/2013
2001459_1	General (MTC,KAA,AERODROMES,KPA,OOP,M of lands & Housing)	Government of France	Bilateral	GOK	31/12/2001	30/09/2024	88,104	EUR	7,341.00	Rescheduled/BR	Rescheduled/BR	Fully Drawn	State Department for Housing and Urban Development		Completed		-	1.00	-	EUR 90,539.00 in 37 Equal Repayments starting 30/09/2006 AND EUR 2,458.56 in 1 Other Repayments starting 31/03/2006
2001458_1	General (MTC,KAA,AERODROMES,KPA,OOP,M of lands & Housing)	Government of France	Bilateral	GOK	31/12/2001	31/12/2025	73,336	EUR	10,185.00	73,336	100.0%	Fully Drawn	State Department for Housing and Urban Development		Completed		-	1.00	-	EUR 75,369.00 in 37 Equal Repayments starting 31/12/2007 AND EUR 2,040.96 in 1 Other Repayments starting 30/06/2007
2001372_7	Rehab. of Limuru- Naivasha Road (Converted from ITK 1997017)	Government of Italy	Bilateral	GOK	31/12/2001	14/04/2033	59,813	EUR	29,906.46	59,813	100.0%	Fully Drawn	State Department for Roads	The project involved rehabilitation of Limuru and Naivasha Road	Closed project	Nakuru County	-	0.50	-	EUR 62,803.55 in 42 Equal Repayments starting 14/10/2012
2001372_6	Rehab. of Limuru- Naivasha Road (Converted from ITK 1997017)	Government of Italy	Bilateral	GOK	31/12/2001	14/04/2033	278,538	EUR	139,268.98	278,538	100.0%	Fully Drawn	State Department for Roads	The project involved rehabilitation of Limuru and Naivasha Road	Closed project	Nakuru County	-	0.50	-	EUR 292,464.85 in 42 Equal Repayments starting 14/10/2012
2001372_5	Rehab. of Limuru- Naivasha Road (Converted from ITK 1997017)	Government of Italy	Bilateral	GOK	31/12/2001	14/04/2033	397,584	EUR	198,792.25	397,584	100.0%	Fully Drawn	State Department for Roads	The project involved rehabilitation of Limuru and Naivasha Road	Closed project	Nakuru County	-	0.50	-	EUR 9,939.62 in 1 Other Repayments starting 14/04/2033 AND EUR 407,524.09 in 41 Equal Repayments starting 14/10/2012
2001372_4	Rehab. of Limuru- Naivasha Road (Converted from ITK 1997017)	Government of Italy	Bilateral	GOK	31/12/2001	14/04/2033	98,104	EUR	49,051.89	98,104	100.0%	Fully Drawn	State Department for Roads	The project involved rehabilitation of Limuru and Naivasha Road	Closed project	Nakuru County	-	0.50	-	EUR 2,452.61 in 1 Other Repayments starting 14/04/2033 AND EUR 100,556.35 in 41 Equal Repayments starting 14/10/2012
2001372_3	Rehab. of Limuru- Naivasha Road (Converted from ITK 1997017)	Government of Italy	Bilateral	GOK	31/12/2001	14/04/2033	84,598	EUR	42,299.02	84,598	100.0%	Fully Drawn	State Department for Roads	The project involved rehabilitation of Limuru and Naivasha Road	Closed project	Nakuru County	-	0.50	-	EUR 2,114.96 in 1 Other Repayments starting 14/04/2033 AND EUR 86,712.97 in 41 Equal Repayments starting 14/10/2012
2001372_2	Rehab. of Limuru- Naivasha Road (Converted from ITK 1997017)	Government of Italy	Bilateral	GOK	31/12/2001	14/04/2033	326,498	EUR	163,249.01	326,498	100.0%	Fully Drawn	State Department for Roads	The project involved rehabilitation of Limuru and Naivasha Road	Closed project	Nakuru County	-	0.50	-	EUR 8,162.46 in 1 Other Repayments starting 14/04/2033 AND EUR 334,660.45 in 41 Equal Repayments starting 14/10/2012
20013000_3	Restruct.Agreement 2000(NON ODA)JAPAN-JBIC	Government of Japan	Bilateral	GOK	07/09/2001	30/06/2023	406,699	JPK	-	406,699	100.0%	Fully Drawn					-	5.70	-	Various Unequal repayments
2001129_1	Sabaki	Govt of Fed. Republic of Germany - GTZ	Bilateral	GOK	18/12/2001	30/06/2041	2,403,702	EUR	1,501,701.79	2,403,702	100.0%	Fully Drawn			Closed		-	0.75	-	EUR 47,701.79 in 1 Other Repayments starting 30/06/2041 AND EUR 798,000.00 in 19 Equal Repayments starting 31/12/2031 AND EUR 1,640,000.00 in 40 Equal Repayments starting 31/12/2011
2001128_1	Rehab of Kenya Railways Locomotives - Converted from DEM 1998017	Govt of Fed. Republic of Germany - GTZ	Bilateral	GOK	31/12/2001	30/06/2044	3,780,981	EUR	2,135,131.50	3,780,981	100.0%	Fully Drawn			Closed		-	0.75	-	EUR 35,256.35 in 1 Equal Repayments starting 30/06/2044 AND EUR 3,859,231.20 in 68 Equal Repayments starting 30/06/2008

LOAN #	LOAN TITLE	CREDITOR NAME	CREDITOR CATEGORY	BORROWER	AGREEMENT DATE	MATURITY DATE	REVIS... FINANC... AMOUNT (Tranche)	R	PRINCIPLE BALANCE AS AT 31/08/2023 (FX)	DRAWN AMOUNT	DISBURSEMENT RATE	UNDRAWN AMOUNT	IMPLEMENTING AGENCY	PROJ... PTION	PROJECT IMPLEMENTATION STATUS	COUNTY	COMMITMENT FEES SIINCE 2012 (KSHS)	Fixed Interest Rate	Variable (Margin) Interest Rate	No. Principal Repayments
2001127_1	Water Supply Eldoret Enhancement - Converted from DEM 1995013	Govt of Fed. Republic of Germany - GTZ	Bilateral	GOK	31/12/2001	30/06/2034	3,212,958	EUR	1,280,274.99	Rescheduled/BR	Rescheduled/BR	Fully Drawn			Closed		-	0.75	-	EUR 55,730.85 in 1 Other Repayments starting 30/06/2034 AND EUR 1,058,885.58 in 19 Equal Repayments starting 30/06/2025 AND EUR 2,208,780.80 in 40 Equal Repayments starting 30/06/2005
2001126_1	Road Maintenance Phase 1 - Converted from DEM 1997006	Govt of Fed. Republic of Germany - GTZ	Bilateral	GOK	31/12/2001	31/12/2035	7,384,982	EUR	3,166,824.27	7,384,982	100.0%	Fully Drawn			Closed		643	0.75	-	EUR 99,072.99 in 1 Other Repayments starting 30/12/2035 AND EUR 7,541,555.23 in 59 Equal Repayments starting 30/06/2006
2001124_1	Timboroa - Eldoret Road - Converted from DEM 1989012	Govt of Fed. Republic of Germany - GTZ	Bilateral	GOK	31/12/2001	31/12/2041	3,679,186	EUR	1,671,343.12	Rescheduled/BR	Rescheduled/BR	Fully Drawn			Closed		-	0.75	-	EUR 9,133.12 in 1 Other Repayments starting 30/12/2041 AND EUR 9,203.25 in 1 Other Repayments starting 30/06/2041 AND EUR 115,040.67 in 3 Equal Repayments starting 30/12/2039 AND EUR 1,634,088.96 in 34 Equal Repayments starting 30/12/2022 AND EUR 340,009.11 in 7 Equal Repayments starting 30/06/2019 AND EUR 1,668,856.68 in 34 Equal Repayments starting 30/06/2002
2001123_1	Nyeri Sewerage	Govt of Fed. Republic of Germany - GTZ	Bilateral	GOK	18/06/2001	30/06/2041	9,885,317	EUR	5,458,552.12	9,885,317	100.0%	Fully Drawn			Closed		-	0.75	-	EUR 3,415,429.77 in 20 Equal Repayments starting 30/06/2031 AND EUR 6,810,407.86 in 40 Equal Repayments starting 30/12/2009
2001122_1	Olkaria Phase II Power Plant - Converted from DEM 1999005	Govt of Fed. Republic of Germany - GTZ	Bilateral	GOK	31/12/2001	31/12/2039	12,259,930	EUR	6,513,520.13	12,259,930	100.0%	Fully Drawn			Closed		241,047	0.75	-	EUR 117,258.26 in 1 Equal Repayments starting 30/12/2039 AND EUR 8,315,139.69 in 39 Equal Repayments starting 30/06/2019 AND EUR 4,253,948.40 in 20 Equal Repayments starting 30/06/2009
2001121_1	Amala River-Narok Road - Converted from DEM 1995003	Govt of Fed. Republic of Germany - GTZ	Bilateral	GOK	31/12/2001	31/12/2046	21,845,172	EUR	10,808,461.37	21,845,172	100.0%	Fully Drawn			Closed		-	0.75	-	Various Unequal repayments
2001120_1	Agricultural Sector Adjustment Programme -Converted from DEM 1991016	Govt of Fed. Republic of Germany - GTZ	Bilateral	GOK	31/12/2001	30/12/2031	12,379,910	EUR	4,050,454.35	Rescheduled/BR	Rescheduled/BR	Fully Drawn			Closed		-	0.75	-	EUR 238,262.03 in 1 Other Repayments starting 30/12/2031 AND EUR 8,100,908.68 in 34 Equal Repayments starting 30/12/2014 AND EUR 5,943,768.00 in 25 Equal Repayments starting 30/06/2002
2001119_1	Wholesale Market Mombasa - Converted from DEM 1991006	Govt of Fed. Republic of Germany - GTZ	Bilateral	GOK	31/12/2001	30/12/2041	613,367	EUR	321,419.30	Rescheduled/BR	Rescheduled/BR	Fully Drawn			Closed		-	0.75	-	EUR 8,508.74 in 1 Other Repayments starting 30/12/2041 AND EUR 425,906.04 in 49 Equal Repayments starting 30/06/2017 AND EUR 245,420.10 in 30 Equal Repayments starting 30/06/2002
2001118_1	Financial Sector Adjustment - Converted from DEM 1990020	Govt of Fed. Republic of Germany - GTZ	Bilateral	GOK	31/12/2001	30/12/2029	12,271,005	EUR	3,323,397.25	Rescheduled/BR	Rescheduled/BR	Fully Drawn			Closed		-	0.75	-	EUR 255,645.97 in 1 Other Repayments starting 30/12/2029 AND EUR 13,804,880.76 in 54 Equal Repayments starting 30/12/2002 AND EUR 255,645.94 in 1 Other Repayments starting 30/06/2002
2001117_1	Road Gravelling Project Phase II Converted from DEM 1990021	Govt of Fed. Republic of Germany - GTZ	Bilateral	GOK	31/12/2001	30/06/2040	3,000,994	EUR	1,462,005.10	Rescheduled/BR	Rescheduled/BR	Fully Drawn			Closed		-	0.75	-	EUR 19,284.22 in 1 Other Repayments starting 30/06/2040 AND EUR 19,284.40 in 1 Other Repayments starting 30/12/2039 AND EUR 1,423,436.48 in 32 Equal Repayments starting 30/12/2023 AND EUR 1,890,757.30 in 43 Equal Repayments starting 30/06/2002
2001116_1	Kericho Sanitation and Supporting Services - Converted from DEM 1990001	Govt of Fed. Republic of Germany - GTZ	Bilateral	GOK	31/12/2001	30/12/2039	4,725,871	EUR	2,294,677.88	Rescheduled/BR	Rescheduled/BR	Fully Drawn			Closed		-	0.75	-	EUR 69,535.48 in 1 Other Repayments starting 30/12/2039 AND EUR 4,450,284.80 in 64 Equal Repayments starting 30/12/2007 AND EUR 759,268.40 in 11 Equal Repayments starting 30/06/2002
2001115_1	Commodity Aid XIV - Converted from DEM 1989006	Govt of Fed. Republic of Germany - GTZ	Bilateral	GOK	31/12/2001	30/06/2039	4,256,607	EUR	2,028,806.26	Rescheduled/BR	Rescheduled/BR	Fully Drawn			Closed		-	0.75	-	EUR 63,400.37 in 1 Other Repayments starting 30/06/2039 AND EUR 2,282,406.84 in 36 Equal Repayments starting 30/06/2021 AND EUR 2,389,778.20 in 38 Equal Repayments starting 30/06/2002 AND EUR 62,888.90 in 1 Other Repayments starting 01/01/2002
2001114_1	Timboroa - Eldoret Road (Converted from DEM 1989012)	Govt of Fed. Republic of Germany - GTZ	Bilateral	GOK	31/12/2001	30/06/2039	11,632,913	EUR	5,562,855.54	Rescheduled/BR	Rescheduled/BR	Fully Drawn			Closed		139,706,748	0.75	-	EUR 173,839.14 in 1 Other Repayments starting 30/06/2039 AND EUR 6,953,569.60 in 40 Equal Repayments starting 30/06/2019 AND EUR 5,893,150.30 in 34 Equal Repayments starting 30/06/2002
2001113_1	Eldoret Water - Converted from DEM 1989013	Govt of Fed. Republic of Germany - GTZ	Bilateral	GOK	31/12/2001	30/06/2039	15,015,620	EUR	7,177,515.60	Rescheduled/BR	Rescheduled/BR	Fully Drawn			Closed		-	0.75	-	EUR 224,457.26 in 1 Other Repayments starting 30/06/2039 AND EUR 4,713,599.94 in 21 Equal Repayments starting 30/12/2028 AND EUR 11,869,129.52 in 53 Equal Repayments starting 30/06/2002
2001007_1	Shamakhokho-Kipsigak Road 2	Government of China	Bilateral	GOK	16/07/2001	01/09/2020	50,000,000	CNY	5,000,000.00	50,000,000	100.0%	Fully Drawn	State Department for Roads	construction of Shamakhokho-Kipsigak Road 2	closed	Vihiga County	-	-	-	CNY 50,000,000.00 in 10 Equal Repayments starting 01/09/2011
2001006_1	Regional Trade Facilitation Project	International Development Association	Multilateral	GOK	06/08/2001	15/03/2041	19,400,000	XDR	13,968,000.00	19,400,000	100.0%	Fully Drawn	Ministry of Environment	The project financed Forestry Development	Closed		-	0.75	-	XDR 15,520,000.00 in 40 Equal Repayments starting 15/09/2021 AND XDR 3,880,000.00 in 20 Equal Repayments starting 15/09/2011
2001005_1	Public Sector Management Technical Assistance Project	International Development Association	Multilateral	GOK	26/09/2001	01/06/2041	9,720,986	XDR	6,999,129.55	9,720,986	100.0%	Fully Drawn	Ministry of Environment	The project financed Forestry Development	Closed		-	0.75	-	XDR 194,464.55 in 1 Other Repayments starting 01/06/2041 AND XDR 7,582,341.00 in 39 Equal Repayments starting 01/12/2021 AND XDR 1,944,180.00 in 20 Equal Repayments starting 01/12/2011
2001004_1	Decentralized HIV/AIDS and Reprodution Health	International Development Association	Multilateral	GOK	07/03/2001	01/07/2040	24,544,997	XDR	16,690,619.35	24,544,997	100.0%	Fully Drawn	Ministry of Environment	The project financed Forestry Development	Closed		-	0.75	-	XDR 490,948.39 in 1 Other Repayments starting 01/07/2040 AND XDR 19,145,065.68 in 39 Equal Repayments starting 01/01/2021 AND XDR 4,908,983.00 in 20 Equal Repayments starting 01/01/2011

LOAN #	LOAN TITLE	CREDITOR NAME	CREDITOR CATEGORY	BORROWER	AGREEMENT DATE	MATURITY DATE	REVISED FINANCIAL AMOUNT (Tranche)	CURR	PRINCIPLE BALANCE AS AT 31/08/2023 (FX)	DRAWN AMOUNT	DISBURSEMENT RATE	UNDRAWN AMOUNT	IMPLEMENTING AGENCY	PROJECT DESCRIPTION	PROJECT IMPLEMENTATION STATUS	COUNTY	COMMITMENT FEES SIINCE 2012 (KSHS)	Fixed Interest Rate	Variable (Margin) Interest Rate	No. Principal Repayments
2001003_1	Central Kenya Dry Area Smallholder	International Fund For Agricultural Dev.	Multilateral	GOK	27/02/2001	01/12/2040	7,472,247	XDR	4,430,013.22	7,472,247	100.0%	Fully Drawn	Ministry of Agriculture Livestock	Increased agricultura production and Productivitie improve health care, Water and Sanitation- Strenghen local institutions	Closed	Central province Nyandarua,Nyeri Kirinyaga,Maragua and Thika Districts	-	0.75	-	XDR 123,053.22 in 1 Other Repayments starting 01/12/2040 AND XDR 6,645,024.00 in 54 Equal Repayments starting 01/06/2014 AND XDR 704,170.00 in 5 Equal Repayments starting 01/06/2011
2001001_1	Rural Electrification Phase II-Spain	Instituto De Credito:Kingdom Of Spain.	Bilateral	GOK	14/02/2001	01/06/2031	5,165,532	USD	2,119,192.64	5,165,532	100.0%	Fully Drawn	State Department of Energy	The entailed rural electrification	Closed project		-	0.30	-	USD 5,430,431.00 in 41 Equal Repayments starting 01/06/2011
2000014_1	Medical Equipment Supply Phase III	Instituto De Credito:Kingdom Of Spain.	Bilateral	GOK	11/10/2000	20/02/2031	4,648,670	USD	1,787,950.06	4,648,670	100.0%	Fully Drawn	Ministry of Health	The project involved supply of medical equipment	Closed project		-	0.30	-	USD 4,887,063.50 in 41 Equal Repayments starting 20/02/2011
2000010_2	Structural Adjustment Programme Loan	African Development Fund	Multilateral	GOK	27/11/2000	01/05/2051	48,234,086	USD	39,793,121.32	48,234,086	100.0%	Fully Drawn	Ministry of Finance	It's designed to support the implementation of the reform program to stimulate economic growth and reduce poverty in the framework of the Interim Poverty Reduction Strategy Paper (IPRSP). The intervention supports reforms specified in the Letter of Development Policy and the policy matrix, concentrating on three core areas as follows: Governance, Civil service reform, Budget and expenditure Management reform. The reforms should help improve the allocation of public resources, improve access of the poor to basic social services and enhance their income generating capacity.	Completed	Nationwide	-	0.75	-	AUA 723,511.70 in 1 Equal Repayments starting 01/05/2051 AND AUA 42,687,166.11 in 59 Equal Repayments starting 01/05/2021 AND AUA 4,410,176.00 in 16 Equal Repayments starting 01/05/2013 AND AUA 413,232.56 in 4 Equal Repayments starting 01/05/2011
2000008_1	Emergency Power Supply Project	International Development Association	Multilateral	GOK	27/10/2000	01/10/2040	42,484,513	XDR	29,739,163.23	42,484,513	100.0%	Fully Drawn	Ministry of Environment	The project financed Forestry Development	Closed		-	0.75	-	XDR 849,703.23 in 1 Equal Repayments starting 01/10/2040 AND XDR 33,137,910.00 in 39 Equal Repayments starting 01/04/2021 AND XDR 8,496,900.00 in 20 Equal Repayments starting 01/04/2011
2000007_1	HIV/AIDS Disaster Response Project	International Development Association	Multilateral	GOK	12/10/2000	01/09/2040	37,747,544	XDR	26,423,293.54	37,747,544	100.0%	Fully Drawn	Ministry of Environment	The project financed Forestry Development	Closed		-	0.75	-	XDR 754,993.54 in 1 Equal Repayments starting 01/09/2040 AND XDR 29,443,050.00 in 39 Equal Repayments starting 01/03/2021 AND XDR 7,549,500.00 in 20 Equal Repayments starting 01/03/2011
2000006_1	Economic and Public Sector Reform Credit	International Development Association	Multilateral	GOK	02/08/2000	01/05/2040	79,450,000	XDR	54,026,026.00	79,450,000	100.0%	Fully Drawn	Ministry of Environment	The project financed Forestry Development	Closed		-	0.75	-	XDR 1,589,059.00 in 1 Other Repayments starting 01/05/2040 AND XDR 61,970,961.00 in 39 Equal Repayments starting 01/11/2020 AND XDR 15,889,980.00 in 20 Equal Repayments starting 01/11/2010
2000005_1	EL Nino Rehabilitation	Agence Francaise De Development	Bilateral	GOK	04/07/2000	30/04/2025	13,158,482	EUR	1,644,810.35	13,158,482	100.0%	Fully Drawn	State Department for Water and Sanitation	-	Completed	-	-	2.25	-	EUR 411,202.64 in 1 Other Repayments starting 30/04/2025 AND EUR 13,569,684.81 in 33 Equal Repayments starting 31/10/2008
1999203_1	General - MTC,KAA, Aerodromes, KPA, OOP, Ministry of Lands and Housing)	Government of France	Bilateral	GOK	30/09/1999	30/09/2023	90,816	EUR	2,521.94	90,816	100.0%	Fully Drawn	State Department for Housing and Urban Development		Completed		-	1.00	-	EUR 93,314.00 in 37 Equal Repayments starting 30/09/2005 AND EUR 2,546.00 in 1 Other Repayments starting 31/03/2005
1999202_1	General - MTC,KAA, Aerodromes, KPA, OOP, Ministry of Lands and Housing	Government of France	Bilateral	GOK	31/12/1999	30/06/2024	60,197	EUR	3,344.00	60,197	100.0%	Fully Drawn	State Department for Housing and Urban Development		Completed		-	1.00	-	EUR 61,864.00 in 37 Equal Repayments starting 30/06/2006 AND EUR 1,676.75 in 1 Other Repayments starting 31/12/2005
1999201_1	General - MOTCO,KAA, Aerodromes, KPA, OOP, Ministry of Land and Housing	Government of France	Bilateral	GOK	31/12/1999	31/12/2023	41,711	EUR	1,156.33	41,711	100.0%	Fully Drawn	State Department for Housing and Urban Development		Completed		-	1.00	-	EUR 42,848.00 in 37 Equal Repayments starting 31/12/2005 AND EUR 1,181.00 in 1 Other Repayments starting 30/06/2005
1999200_1	General - MOTCO,KAA, Aerodromes, KPA, OOP, Ministry of Lands and Housing	Government of France	Bilateral	GOK	31/12/1999	31/12/2023	214,122	EUR	5,947.35	214,122	100.0%	Fully Drawn	State Department for Housing and Urban Development		Completed		-	1.00	-	EUR 220,039.00 in 37 Equal Repayments starting 31/12/2005 AND EUR 5,977.00 in 1 Other Repayments starting 30/06/2005
1999017_1	Rural Health Project -Phase II	African Development Fund	Multilateral	GOK	20/05/1999	01/04/2048	5,274,760	EUR	3,956,070.03	5,274,760	100.0%	Fully Drawn	Ministry of Health	The project involved elocating and upgrading of Endebess and Ziwa Sirikwa Dispensaries (respectively in Trans Nzoia and Uasin Gishu Districts) to Health Centre; Rehabilitation and upgrading of Ngano Dispensary to Health Centre in Nyandarua District; relocation and upgrading of Kianyaga Health Centre in Kirinyaga District; rehabilitation and upgrading of Lolgorian and Ngong Health Centres in Transmara and Kajiado Districts; and construction of a New Health Centre at Kabung'a in Tharaka District.	Completed	Trans-nzoia, Uasin Gishu, Nyandarua, Kirinyanga, Narok, Tharaka Nithi	-	0.75	-	EUR 4,747,284.04 in 60 Equal Repayments starting 01/10/2018 AND EUR 527,476.00 in 20 Equal Repayments starting 01/10/2008
1999015_1	Livestock Project	African Development Fund	Multilateral	GOK	04/10/1999	01/07/2043	170,519	EUR	102,320.00	170,519	100.0%	Fully Drawn	Ministry of Finance	Increased availability of white meat in the market as well as the income of smallholder farmers and processors. The immediate ojective is to increase the supply of high quality pigs.	Completed	-	-	0.75	-	EUR 153,480.00 in 60 Equal Repayments starting 01/01/2014 AND EUR 17,038.67 in 20 Equal Repayments starting 01/01/2004
1999014_1	Nyayo Tea Zone Development Co-operation	African Development Fund	Multilateral	GOK	07/05/1999	01/07/2041	4,305,161	EUR	2,324,786.70	4,305,161	100.0%	Fully Drawn	Nyayo Tea Zone Development Co-operation	The overall objective of the project is to protect and conserve the country's gazetted forests through the establishment of buffer zones made of tea belts and forestry plantations.	Completed	-	-	0.75	-	EUR 3,874,644.60 in 60 Equal Repayments starting 01/01/2012 AND EUR 397,101.96 in 18 Equal Repayments starting 01/01/2003 AND EUR 18,537.59 in 1 Other Repayments starting 01/07/2002 AND EUR 14,876.41 in 1 Other Repayments starting 01/01/2002

LOAN #	LOAN TITLE	CREDITOR NAME	CREDITOR CATEGORY	BORROWER	AGREEMENT DATE	MATURITY DATE	REVIS... FINANI... AMOUNT (Tranche)	...R	PRINCIPLE BALANCE AS AT 31/08/2023 (FX)	DRAWN AMOUNT	DISBURSEMENT RATE	UNDRAWN AMOUNT	IMPLEMENTING AGENCY	PROJ... ...TION	PROJECT IMPLEMENTATION STATUS	COUNTY	COMMITMENT FEES SIINCE 2012 (KSHS)	Fixed Interest Rate	Variable (Margin) Interest Rate	No. Principal Repayments
1999013_1	West Kenya Rainfed Rice Development Project	African Development Fund	Multilateral	GOK	06/01/1999	01/01/2037	1,257,723	EUR	509,374.62	1,257,723	100.0%	Fully Drawn	Lake BASIN Development Authority	The main objectives of the project are to (a) improve the food self reliance position of Kenya; (b) to create employment (c) to improve balance of trade	Completed	-	-	0.75	-	Various Unequal repayments
1999012_1	Secondary Teacher Training College	African Development Fund	Multilateral	GOK	29/09/1999	01/01/2033	157,558	EUR	46,366.40	157,558	100.0%	Fully Drawn	-	-	-	-	-	0.75	-	EUR 139,102.80 in 57 Equal Repayments starting 01/01/2005 AND EUR 7,090.14 in 3 Equal Repayments starting 01/07/2003 AND EUR 2,363.37 in 3 Equal Repayments starting 01/01/2002 AND EUR 9,003.34 in 4 Equal Repayments starting 01/01/2000
1999010_1	Rehab of El Nino Damaged Infrastructure	African Development Fund	Multilateral	GOK	29/01/1999	01/09/2058	200,737	USD	156,574.34	200,737	100.0%	Fully Drawn	-	The project aims at the rehabilitation of hydraulic and road infrastructures of the affected areas in the provinces of West, Nyanza and East. It should result in the rehabilitation and capacity building of water supply systems in nearly thirty-three (33) cities, as well as in the rehabilitation of access to cities and towns through rehabilitation of roads. The main components of the project are: (i) the supply of chemicals; (ii) the replacement of components of the national water resources control network; (iii) replacement and repair of components and equipment of the water supply system, and (iv) rehabilitation of 74 different categories of roads.	Completed	Nationwide	-	0.75	-	USD 156,574.77 in 52 Equal Repayments starting 01/01/2033 AND USD 24,088.92 in 8 Equal Repayments starting 01/03/2019 AND USD 20,073.74 in 20 Equal Repayments starting 01/03/2009
1999009_1	Muranga-Kisii-Bungoma Sewerage Project	African Development Fund	Multilateral	GOK	01/05/1999	01/01/2033	707,257	EUR	212,611.13	707,257	100.0%	Fully Drawn	Municipal Councils of Murang'a, Kisii and Bungoma.	The project consists of rehabilitating and extending existing wastewater collection systems and building new wastewater treatment plants to ensure that the three cities have adequate facilities for the collection, treatment and disposal of wastewater until 1995. By having easier access to factors of production and markets, farmers and ranchers will be inclined to produce from a commercial point of view and to become more integrated with the monetary economy. This will require not only improving the roads and transport facilities, but also installing infrastructure such as water and sewer systems in these cities. The components of the project are: (A) land acquisitions; (B) pipes and manholes; (C) treatment plants; (D) emplying vehicles and tools; (E) execution studies and supervision of works.	Completed	Murang'a, Kisii and Bungoma	-	0.75	-	EUR 637,837.98 in 57 Equal Repayments starting 01/01/2005 AND EUR 31,826.55 in 3 Equal Repayments starting 01/07/2003 AND EUR 7,072.56 in 2 Equal Repayments starting 01/07/2002 AND EUR 2,738.97 in 1 Other Repayments starting 01/01/2002 AND EUR 17,998.18 in 2 Equal Repayments starting 01/01/2001 AND EUR 6,667.85 in 1 Other Repayments starting 01/07/2000 AND EUR 3,116.02 in 1 Other Repayments starting 01/01/2000
1999008_5	Reinstatement of Garsen - Lamu Road	Govt of Fed. Republic of Germany - GTZ	Bilateral	GOK	19/04/1999	30/06/2049	426,000	EUR	321,000.00	426,000	100.0%	Fully Drawn			Closed		-	0.75	-	EUR 20,000.00 in 3 Equal Repayments starting 30/06/2038 AND EUR 420,000.00 in 60 Equal Repayments starting 30/06/2015
1999008_4	Reinstatement of Garsen - Lamu Road	Govt of Fed. Republic of Germany - GTZ	Bilateral	GOK	19/04/1999	30/06/2049	864,761	EUR	597,003.81	864,761	100.0%	Fully Drawn			Closed		-	0.75	-	EUR 12,003.81 in 1 Equal Repayments starting 30/06/2043 AND EUR 890,000.00 in 46 Equal Repayments starting 30/06/2020 AND EUR 192,756.98 in 13 Equal Repayments starting 30/12/2013
1999008_3	Reinstatement of Garsen - Lamu Road	Govt of Fed. Republic of Germany - GTZ	Bilateral	GOK	19/04/1999	30/06/2049	890,670	EUR	505,156.51	890,670	100.0%	Fully Drawn			Closed		-	0.75	-	EUR 30,677.79 in 1 Equal Repayments starting 30/12/2043 AND EUR 889,647.60 in 60 Equal Repayments starting 30/12/2009
1999008_2	Reinstatement of Garsen - Lamu Road	Govt of Fed. Republic of Germany - GTZ	Bilateral	GOK	19/04/1999	30/06/2049	6,481,136	EUR	4,327,574.62	6,481,136	100.0%	Fully Drawn			Closed		28,691,913	0.75	-	EUR 83,340.64 in 1 Other Repayments starting 30/06/2049 AND EUR 3,250,282.62 in 39 Equal Repayments starting 30/12/2029 AND EUR 3,313,171.20 in 40 Equal Repayments starting 30/12/2009
1999007_1	Rehabuilitation of El Nino damaged Infrastructure	African Development Fund	Multilateral	GOK	29/01/1999	01/09/2048	7,528,246	EUR	5,759,108.51	7,528,246	100.0%	Fully Drawn	-	The project aims at the rehabilitation of hydraulic and road infrastructures of the affected areas in the provinces of West, Nyanza and East. It should result in the rehabilitation and capacity building of water supply systems in nearly thirty-three (33) cities, as well as in the rehabilitation of access to cities and towns through rehabilitation of roads. The main components of the project are: (i) the supply of chemicals; (ii) the replacement of components of the national water resources control network; (iii) replacement and repair of components and equipment of the water supply system, and (iv) rehabilitation of 74 different categories of roads.	Completed	Nationwide	-	0.75	-	EUR 6,775,422.00 in 60 Equal Repayments starting 01/03/2019 AND EUR 752,824.60 in 20 Equal Repayments starting 01/09/2010

LOAN #	LOAN TITLE	CREDITOR NAME	CREDITOR CATEGORY	BORROWER	AGREEMENT DATE	MATURITY DATE	REVISED FINANCIAL AMOUNT (Tranche)	CURR	PRINCIPLE BALANCE AS AT 31/08/2023 (FX)	DRAWN AMOUNT	DISBURSEMENT RATE	UNDRAWN AMOUNT	IMPLEMENTING AGENCY	PROJECT DESCRIPTION	PROJECT IMPLEMENTATION STATUS	COUNTY	COMMITMENT FEES SINCE 2012 (KSHS)	Fixed Interest Rate	Variable (Margin) Interest Rate	No. Principal Repayments
1999003_2	Rehabilitation of El Nino Damaged Infrastructure	African Development Fund	Multilateral	GOK	29/01/1999	01/03/2048	2,953,329	USD	2,266,530.46	2,953,329	100.0%	Fully Drawn	-	The project aims at the rehabilitation of hydraulic and road infrastructures of the affected areas in the provinces of West, Nyanza and East. It should result in the rehabilitation and capacity building of water supply systems in nearly thirty-three (33) cities, as well as in the rehabilitation of access to cities and towns through rehabilitation of roads. The main components of the project are: (i) the supply of chemicals; (ii) the replacement of components of the national water resources control network; (iii) replacement and repair of components and equipment of the water supply system, and (iv) rehabilitation of 74 different categories of roads.	Completed	Nationwide	-	0.75	-	JPK 33,472.10 in 1 Equal Repayments starting 01/03/2048 AND JPK 2,660,665.28 in 56 Equal Repayments starting 01/03/2019 AND JPK 259,191.36 in 12 Equal Repayments starting 01/03/2013
1998027_1	Rural Electrification Project-Bilateral Loan-Phase I	Instituto De Credito:Kingdom Of Spain.	Bilateral	GOK	05/08/1998	23/09/2028	4,820,714	USD	1,359,688.64	4,820,714	100.0%	Fully Drawn	State Department of Energy	The entailed rural electrification	Closed project		-	1.00	-	USD 123,608.24 in 1 Other Repayments starting 23/09/2028 AND USD 4,944,321.60 in 40 Equal Repayments starting 23/09/2008
1998024_1	Medical Equipment Supply - Loan Two	Instituto De Credito:Kingdom Of Spain.	Bilateral	GOK	05/08/1998	23/09/2028	5,259,245	USD	1,483,376.70	5,259,245	100.0%	Fully Drawn	Ministry of Health	The project involved the supply of medical equipment	Closed project		-	1.00	-	USD 5,528,949.50 in 41 Equal Repayments starting 23/09/2008
1998021_2	Rural Health Project - Phase II	African Development Fund	Multilateral	GOK	20/07/1998	01/04/2048	2,762,066	USD	2,259,920.66	Rescheduled/BR	Rescheduled/BR	Fully Drawn	Ministry of Health	The project involved elocating and upgrading of Endebess and Ziwa Sirikwa Dispensaries (respectively in Trans Nzoia and Uasin Gishu Districts) to Health Centre; Rehabilitation and upgrading of Ngano Dispensary to Health Centre in Nyandarua District; relocation and upgrading of Kianyaga Health Centre in Kirinyaga District; rehabilitation and upgrading of Lolgorian and Ngong Health Centres in Transmara and Kajiado Districts; and construction of a New Health Centre at Kabung'a in Tharaka District.	Completed	Trans-nzoia, Uasin Gishu, Nyandarua, Kirinyanga, Narok, Tharaka Nithi	-	0.75	-	JPK 23,094.00 in 1 Equal Repayments starting 01/04/2048 AND JPK 2,738,974.20 in 60 Equal Repayments starting 01/04/2018
1998019_1	Rural Health Project - Phase II	African Development Fund	Multilateral	GOK	20/07/1998	01/04/2048	399,481	CHF	299,610.49	399,481	100.0%	Fully Drawn	Ministry of Health	The project involved elocating and upgrading of Endebess and Ziwa Sirikwa Dispensaries (respectively in Trans Nzoia and Uasin Gishu Districts) to Health Centre; Rehabilitation and upgrading of Ngano Dispensary to Health Centre in Nyandarua District; relocation and upgrading of Kianyaga Health Centre in Kirinyaga District; rehabilitation and upgrading of Lolgorian and Ngong Health Centres in Transmara and Kajiado Districts; and construction of a New Health Centre at Kabung'a in Tharaka District.	Completed	Trans-nzoia, Uasin Gishu, Nyandarua, Kirinyanga, Narok, Tharaka Nithi	-	0.75	-	CHF 359,532.59 in 60 Equal Repayments starting 01/10/2018 AND CHF 39,948.07 in 20 Equal Repayments starting 01/10/2008
1998009_1	El Nino Emergency Project	International Development Association	Multilateral	GOK	13/08/1998	01/04/2038	27,419,405	XDR	16,451,644.68	27,419,405	100.0%	Fully Drawn	Ministry of Environment	The project financed Forestry Development	Closed		-	0.75	-	XDR 21,935,520.00 in 40 Equal Repayments starting 01/10/2018 AND XDR 5,483,880.00 in 20 Equal Repayments starting 01/10/2008
1998005_1	Energy Sector Reform and Power Developemnt Project	International Development Association	Multilateral	GOK	03/04/1998	01/04/2037	80,108,466	XDR	44,860,757.65	80,108,466	100.0%	Fully Drawn	Ministry of Environment	The project financed Forestry Development	Closed		-	0.75	-	XDR 1,602,194.65 in 1 Other Repayments starting 01/04/2037 AND XDR 62,484,591.00 in 39 Equal Repayments starting 01/10/2017 AND XDR 16,021,680.00 in 20 Equal Repayments starting 01/10/2007
1997101_1	Sondu Miriu Hydropower Project	Government of Japan	Bilateral	KENGEN	03/03/1997	20/09/2026	6,763,903	JPK	1,183,679.00	6,763,903	100.0%	Fully Drawn	State Department of Energy	Sondu Miriu Hydropower Project and electrical works	Closed	Kisumu County	-	2.30	-	
1997003_1	Early Childhood Development Project.	International Development Association	Multilateral	GOK	07/05/1997	01/02/2037	14,732,394	XDR	7,955,523.35	14,732,394	100.0%	Fully Drawn	Ministry of Environment	The project financed Forestry Development	Closed		-	0.75	-	XDR 294,701.35 in 1 Equal Repayments starting 01/02/2037 AND XDR 11,491,233.00 in 39 Equal Repayments starting 01/08/2017 AND XDR 2,946,460.00 in 20 Equal Repayments starting 01/08/2007
1997002_1	National Agricultural Research Project- Phase II	International Development Association	Multilateral	GOK	25/02/1997	15/12/2036	27,400,000	XDR	14,796,000.00	27,400,000	100.0%	Fully Drawn	Ministry of Environment	The project financed Forestry Development	Closed		-	0.75	-	XDR 21,920,000.00 in 40 Equal Repayments starting 15/06/2017 AND XDR 5,480,000.00 in 20 Equal Repayments starting 15/06/2007

LOAN #	LOAN TITLE	CREDITOR NAME	CREDITOR CATEGORY	BORROWER	AGREEMENT DATE	MATURITY DATE	REVIS... FINAN... AMOUNT (Tranche)	...R	PRINCIPLE BALANCE AS AT 31/08/2023 (FX)	DRAWN AMOUNT	DISBURSEMENT RATE	UNDRAWN AMOUNT	IMPLEMENTING AGENCY	PROJ... ...PTION	PROJECT IMPLEMENTATION STATUS	COUNTY	COMMITMENT FEES SIINCE 2012 (KSHS)	Fixed Interest Rate	Variable (Margin) Interest Rate	No. Principal Repayments
1996022_2	The Third Nairobi Water Supply-Supplementary Loan	African Development Fund	Multilateral	GOK	06/11/1996	01/10/2046	19,947,708	USD	14,063,132.89	Rescheduled/BR	Rescheduled/BR	Fully Drawn	Nairobi Water and Sewerage Company	The Project consists of : i) Construction of Earth-fill embankment on the Thika River; (max height 65m); ii) construction of 4.7 km. long raw water transmission tunnel of 2.5 m diameter; iii) construction of raw water amd treated water transmission mains (total lenght 44 km, diameter ranging from 700 mm to 1400 mm); iv) Extension of the capacity of existing Ngethu Water Treatment plant by 260,000 cu.m/day, v) construction of one 2400 cu.m and two 1100 cu.m capacity reinforced concrete service reservoirs and a booster pumping station at Gigiri, Nairobi; vi) Provision of instrumentation for telemetric information and control for the Nairobi Water Supply Scheme; vii) extension of the Dandora Sewage Treatment Works; viii) construction of staff housing and offices, and service roads; ix) distribution system extension, totalling 44 km in length with diameters varying from 200 mm to 100 mm; x) technical assistance and training for continued institutional development, regional studies and construction	Completed	Nationwide	-	0.75	-	JPK 17,952,938.40 in 60 Equal Repayments starting 01/04/2017 AND JPK 1,994,772.00 in 8 Equal Repayments starting 01/04/2013
1996008_1	Second National Agricultural Extension Project	International Fund For Agricultural Dev.	Multilateral	GOK	16/09/1996	15/04/2036	510,558	XDR	221,218.19	510,558	100.0%	Fully Drawn			Closed		-	0.75	-	XDR 8,468.17 in 1 Other Repayments starting 15/04/2036 AND XDR 502,090.00 in 59 Equal Repayments starting 15/10/2006
1996006_1	Lake Victoria Environmental Management project	International Development Association	Multilateral	GOK	10/09/1996	01/03/2036	5,979,739	XDR	3,109,483.43	5,979,739	100.0%	Fully Drawn	Ministry of Environment	The project financed Forestry Development	Closed		-	0.75	-	XDR 119,633.43 in 1 Equal Repayments starting 01/03/2036 AND XDR 4,664,166.00 in 39 Equal Repayments starting 01/09/2016 AND XDR 1,195,940.00 in 20 Equal Repayments starting 01/09/2006
1996005_1	Structural Adjustment Credit Progromme - IDA Reflow	International Development Association	Multilateral	GOK	20/06/1996	01/04/2040	55,400,000	XDR	28,808,034.00	55,400,000	100.0%	Fully Drawn	Ministry of Environment	The project financed Forestry Development	Closed		-	0.75	-	XDR 1,108,059.00 in 1 Other Repayments starting 01/04/2040 AND XDR 43,211,961.00 in 39 Equal Repayments starting 01/10/2016 AND XDR 11,079,980.00 in 20 Equal Repayments starting 01/10/2006
1996003_1	Arid Lands Resource Management Project.	International Development Association	Multilateral	GOK	13/02/1996	01/08/2035	14,541,761	XDR	6,980,060.91	14,541,761	100.0%	Fully Drawn	Ministry of Environment	The project financed Forestry Development	Closed		-	0.75	-	XDR 290,855.91 in 1 Equal Repayments starting 01/08/2035 AND XDR 11,342,565.00 in 39 Equal Repayments starting 01/02/2016 AND XDR 2,908,340.00 in 20 Equal Repayments starting 01/02/2006
1996002_1	Nairobi- Mombasa Road Rehab.Project.	International Development Association	Multilateral	GOK	13/02/1996	01/09/2035	31,362,556	XDR	15,640,517.77	31,362,556	100.0%	Fully Drawn	Ministry of Environment	The project financed Forestry Development	Closed		-	0.75	-	XDR 625,661.77 in 1 Equal Repayments starting 01/09/2035 AND XDR 24,399,141.00 in 39 Equal Repayments starting 01/03/2016 AND XDR 5,317,753.00 in 17 Equal Repayments starting 01/09/2007 AND XDR 1,020,000.00 in 3 Equal Repayments starting 01/03/2006
1996001_1	Urban Transport Infrastructure Project.	International Development Association	Multilateral	GOK	13/02/1996	01/08/2035	58,936,654	XDR	28,019,986.49	58,936,654	100.0%	Fully Drawn	Ministry of Environment	The project financed Forestry Development	Closed		-	0.75	-	XDR 1,167,555.49 in 1 Other Repayments starting 01/08/2035 AND XDR 45,532,383.00 in 39 Equal Repayments starting 01/02/2016 AND XDR 9,923,716.00 in 17 Equal Repayments starting 01/08/2007 AND XDR 2,313,000.00 in 3 Equal Repayments starting 01/02/2006
1995101_1	Mombasa Diesel Generating Power Plant	Government of Japan	Bilateral	KENGEN	24/03/1995	20/03/2025	8,506,364	JPK	850,632.00	8,506,364	100.0%	Fully Drawn	State Department of Energy	Mombasa Diesel Generating Power Plant improvement	Closed	Mombasa County	-	2.60	-	
1995011_1	Horticulture and Traditional Food crops Project	African Development Fund	Multilateral	GOK	23/05/1995	01/03/2045	297,062	USD	196,060.59	297,062	100.0%	Fully Drawn	Ministry of Livestock and Fisheries Development,	The objective of the project is to increase production of smallholder horticultural and traditional food crops through an integrated system of research, extension, input supply, credit and marketing	Completed	Nationwide	-	0.75	-	USD 267,355.80 in 60 Equal Repayments starting 01/09/2015 AND USD 29,706.20 in 20 Equal Repayments starting 01/09/2005
1995010_1	Sexually Transmitted Infections Project.	International Development Association	Multilateral	GOK	22/05/1995	01/02/2035	26,775,559	XDR	12,316,772.16	26,775,559	100.0%	Fully Drawn	Ministry of Environment	The project financed Forestry Development	Closed		-	0.75	-	XDR 535,530.00 in 1 Other Repayments starting 01/02/2035 AND XDR 20,884,929.00 in 39 Equal Repayments starting 01/08/2015 AND XDR 5,355,100.00 in 20 Equal Repayments starting 01/08/2005
1995001_1	Civil Service Reform Programme	International Development Association	Multilateral	GOK	30/01/1995	01/02/2034	12,665,156	XDR	5,572,681.78	12,665,156	100.0%	Fully Drawn	Ministry of Environment	The project financed Forestry Development	Closed		-	0.75	-	XDR 253,319.22 in 1 Other Repayments starting 01/02/2034 AND XDR 9,878,817.00 in 39 Equal Repayments starting 01/02/2015 AND XDR 2,533,020.00 in 20 Equal Repayments starting 01/02/2005
1994002_1	Micro and Small Enterprise Training Project	International Development Association	Multilateral	GOK	25/05/1994	01/03/2034	8,437,033	XDR	3,712,350.64	8,437,033	100.0%	Fully Drawn	Ministry of Environment	The project financed Forestry Development	Closed		-	0.75	-	XDR 168,831.64 in 1 Other Repayments starting 01/03/2034 AND XDR 6,580,821.00 in 39 Equal Repayments starting 01/09/2014 AND XDR 1,687,380.00 in 20 Equal Repayments starting 01/09/2004
1994001_1	Eastern Province Horticultural and Trade Food Crops Project	International Fund For Agricultural Dev.	Multilateral	GOK	15/02/1994	15/07/2043	6,254,075	XDR	3,073,475.52	6,254,075	100.0%	Fully Drawn			Closed		-	1.00	-	XDR 76,832.52 in 1 Other Repayments starting 15/07/2043 AND XDR 5,071,242.00 in 66 Equal Repayments starting 15/07/2010 AND XDR 711,000.00 in 9 Equal Repayments starting 15/01/2006 AND XDR 395,000.00 in 4 Equal Repayments starting 15/01/2004

LOAN #	LOAN TITLE	CREDITOR NAME	CREDITOR CATEGORY	BORROWER	AGREEMENT DATE	MATURITY DATE	REVI... FINAN... AMOUNT (Tranche)	...RR	PRINCIPLE BALANCE AS AT 31/08/2023 (FX)	DRAWN AMOUNT	DISBURSEMENT RATE	UNDRAWN AMOUNT	IMPLEMENTING AGENCY	PROJ... ...PTION	PROJECT IMPLEMENTATION STATUS	COUNTY	COMMITMENT FEES SIINCE 2012 (KSHS)	Fixed Interest Rate	Variable (Margin) Interest Rate	No. Principal Repayments
1993021_1	Livestock Project	African Development Fund	Multilateral	GOK	17/11/1993	01/07/2043	985,885	USD	591,749.78	985,885	100.0%	Fully Drawn	Ministry of Finance	Increased availability of white meat in the market as well as the income of smallholder farmers and processors. The immediate ojective is to increase the supply of high quality pigs.	Completed	Nationwide	-	0.75	-	USD 887,824.40 in 60 Equal Repayments starting 01/01/2014 AND USD 8,204.92 in 1 Equal Repayments starting 01/07/2013 AND USD 90,055.25 in 19 Equal Repayments starting 01/01/2004
1993017_1	Livestock Project	African Development Fund	Multilateral	GOK	17/11/1993	01/07/2043	1,908,852	CHF	1,145,311.38	1,908,852	100.0%	Fully Drawn	Ministry of Finance	Increased availability of white meat in the market as well as the income of smallholder farmers and processors. The immediate ojective is to increase the supply of high quality pigs.	Completed	Nationwide	-	0.75	-	CHF 1,717,967.07 in 60 Equal Repayments starting 01/01/2014 AND CHF 190,885.23 in 20 Equal Repayments starting 01/01/2004
1993013_1	Education Phase II Project	African Development Fund	Multilateral	GOK	17/11/1993	01/07/2043	91,838	USD	56,198.00	91,838	100.0%	Fully Drawn	-	-	-	Nationwide	-	0.75	-	USD 84,297.00 in 60 Equal Repayments starting 01/01/2014 AND USD 183.32 in 1 Equal Repayments starting 01/07/2013 AND USD 1,807.71 in 1 Equal Repayments starting 01/07/2013 AND USD 5,550.09 in 19 Equal Repayments starting 01/01/2004
1993012_1	Export Development Programme	African Development Fund	Multilateral	GOK	17/11/1993	01/10/2043	15,759,100	USD	9,691,846.50	15,759,100	100.0%	Fully Drawn	Ministry of Finance	The project will provide finance to support: i) research; ii) training of staff; and iii) technical assistance and local counterparts.	Completed	Nationwide	-	0.75	-	USD 14,183,190.00 in 60 Equal Repayments starting 01/04/2014 AND USD 1,575,910.00 in 20 Equal Repayments starting 01/04/2004
1993005_1	Horticultural Handling Project	Government of Japan	Bilateral	GOK	28/10/1993	20/10/2023	1,917,660	JPK	49,170.00	1,917,660	100.0%	Fully Drawn					-	2.60	-	JPK 1,966,800.00 in 40 Equal Repayments starting 20/04/2004 AND JPK 49,200.00 in 1 Other Repayments starting 20/10/2003
1993004_1	Mwea Irrigation Project	Government of Japan	Bilateral	GOK	28/10/1993	20/10/2023	544,100	JPK	13,950.00	544,100	100.0%	Fully Drawn	State Department of Irrigation	The project entailed construction of Mwea Irrigation Project	Closed Project	Embu County	-	2.60	-	JPK 558,000.00 in 40 Equal Repayments starting 20/04/2004 AND JPK 13,999.43 in 1 Other Repayments starting 20/10/2003
1993003_1	Export Development Loan	Government of Japan	Bilateral	GOK	26/10/1993	20/10/2023	7,846,610	JPK	201,195.00	7,846,610	100.0%	Fully Drawn	-	-	-	-	-	2.60	-	JPK 8,047,800.00 in 40 Equal Repayments starting 20/04/2004 AND JPK 201,200.00 in 1 Other Repayments starting 20/10/2003
1993002_1	Emergency Drought Recovery Project	International Development Association	Multilateral	GOK	01/03/1993	15/02/2033	13,000,294	XDR	4,940,149.17	13,000,294	100.0%	Fully Drawn	Ministry of Environment	The project financed Forestry Development	Closed		-	0.75	-	XDR 260,059.17 in 1 Equal Repayments starting 15/02/2033 AND XDR 10,140,195.00 in 39 Equal Repayments starting 15/08/2013 AND XDR 2,600,040.00 in 20 Equal Repayments starting 15/08/2003
1993001_1	Second Agricultural Sector Management Project	International Development Association	Multilateral	GOK	01/03/1993	01/03/2032	9,834,647	XDR	3,737,214.84	9,834,647	100.0%	Fully Drawn	Ministry of Environment	The project financed Forestry Development	Closed		-	0.75	-	XDR 196,758.84 in 1 Other Repayments starting 01/09/2031 AND XDR 7,670,988.00 in 39 Equal Repayments starting 01/03/2013 AND XDR 1,966,900.00 in 20 Equal Repayments starting 01/03/2003
1992010_1	Protected Areas and Wildlife Services Project	International Development Association	Multilateral	GOK	30/03/1992	01/10/2031	41,995,553	XDR	14,278,499.84	41,995,553	100.0%	Fully Drawn	Ministry of Environment	The project financed Forestry Development	Closed		-	0.75	-	XDR 839,923.84 in 1 Other Repayments starting 01/10/2031 AND XDR 32,756,529.00 in 39 Equal Repayments starting 01/04/2012 AND XDR 8,399,100.00 in 20 Equal Repayments starting 01/04/2002
1992006_1	Kericho - Sotik Road	European Economic Community	Multilateral	GOK	02/07/1992	01/01/2032	1,444,046	EUR	824,362.92	1,444,046	100.0%	Fully Drawn	State Department for Roads	construction of Kericho - Sotik Road	Completed	Kericho	-	2.00	-	XEU 2,622,023.00 in 60 Percentage Based Repayments starting 01/07/2002 AND XEU 2,622,023.00 in 60 Percentage Based Repayments starting 01/07/2002
1992003_1	Second Mombasa and Coastal Water Supply Project	International Development Association	Multilateral	GOK	13/03/1992	01/01/2032	31,665,760	XDR	10,766,374.71	31,665,760	100.0%	Fully Drawn	Ministry of Environment	The project financed Forestry Development	Closed		-	0.75	-	XDR 633,334.71 in 1 Equal Repayments starting 01/01/2032 AND XDR 24,699,285.00 in 39 Equal Repayments starting 01/07/2012 AND XDR 6,333,140.00 in 20 Equal Repayments starting 01/07/2002
1992002_1	Parastatal Reform and Privatization Technical Assistance Project	International Development Association	Multilateral	GOK	28/12/1992	01/09/2032	15,139,983	XDR	5,753,223.70	15,139,983	100.0%	Fully Drawn	Ministry of Environment	The project financed Forestry Development	Closed		-	0.75	-	XDR 302,841.70 in 1 Other Repayments starting 01/09/2032 AND XDR 11,809,161.00 in 39 Equal Repayments starting 01/03/2013 AND XDR 3,027,980.00 in 20 Equal Repayments starting 01/03/2003
1991050_1	Nyayo Tea Zone Development Co-operation	African Development Fund	Multilateral	GOK	28/11/1991	01/07/2041	691,340	CHF	373,323.86	691,340	100.0%	Fully Drawn	Nyayo Tea Zone Development Co-operation	The overall objective of the project is to protect and conserve the country's gazetted forests through the establishment of buffer zones made of tea belts and forestry plantations.	Completed	Nationwide	-	0.75	-	CHF 622,206.44 in 60 Equal Repayments starting 01/01/2012 AND CHF 69,134.05 in 20 Equal Repayments starting 01/01/2002
1991049_1	Nyayo Tea Zone Development Co-operation	African Development Fund	Multilateral	GOK	28/11/1991	01/07/2041	4,410,428	USD	2,557,326.14	4,410,428	100.0%	Fully Drawn	Nyayo Tea Zone Development Co-operation	The overall objective of the project is to protect and conserve the country's gazetted forests through the establishment of buffer zones made of tea belts and forestry plantations.	Completed	Nationwide	-	0.75	-	USD 4,049,099.88 in 57 Equal Repayments starting 01/07/2013 AND USD 69,363.35 in 1 Equal Repayments starting 01/01/2013 AND USD 67,376.48 in 2 Equal Repayments starting 01/01/2012 AND USD 224,588.40 in 20 Equal Repayments starting 01/01/2002
1991044_1	Agricultural Sector Adjustment Programme	African Development Fund	Multilateral	GOK	28/11/1991	01/07/2041	11,842,651	USD	6,891,008.90	11,842,651	100.0%	Fully Drawn	Ministry of Finance	The objectives of ASAP II are to: (a) accelerate agricultural growth through smallholders, while safeguarding the environment; (b) improve public sector resource use in agriculture	Completed	Nationwide	-	0.75	-	USD 11,102,180.79 in 58 Equal Repayments starting 01/01/2013 AND USD 170,877.76 in 2 Equal Repayments starting 01/01/2012 AND USD 569,592.60 in 20 Equal Repayments starting 01/01/2002
1991041_1	Ziwa-Kitale Road Project	African Development Fund	Multilateral	GOK	28/11/1991	01/07/2041	12,276,222	USD	6,808,140.56	12,276,222	100.0%	Fully Drawn	Ministry of Public Works	The project include construction works for the upgrading of the two-lane asphalt standard gravel road from south of Ziwa to Kitale (63 km)	Completed	Trans- Nzoia and Uasin Gishu	-	0.75	-	USD 10,968,670.90 in 58 Equal Repayments starting 01/01/2013 AND USD 301,742.52 in 2 Equal Repayments starting 01/01/2012 AND USD 1,005,808.40 in 20 Equal Repayments starting 01/01/2002
1991038_1	Ziwa-Kitale Road Project	African Development Fund	Multilateral	GOK	28/11/1991	01/07/2041	1,110,121	CHF	599,465.39	1,110,121	100.0%	Fully Drawn	Ministry of Public Works	The project include construction works for the upgrading of the two-lane asphalt standard gravel road from south of Ziwa to Kitale (63 km)	Completed	Trans- Nzoia and Uasin Gishu	-	0.75	-	CHF 999,109.14 in 60 Equal Repayments starting 01/01/2012 AND CHF 111,012.13 in 20 Equal Repayments starting 01/01/2002

LOAN #	LOAN TITLE	CREDITOR NAME	CREDITOR CATEGORY	BORROWER	AGREEMENT DATE	MATURITY DATE	REVISED FINANCIAL AMOUNT (Tranche)	R	PRINCIPLE BALANCE AS AT 31/08/2023 (FX)	DRAWN AMOUNT	DISBURSEMENT RATE	UNDRAWN AMOUNT	IMPLEMENTING AGENCY	PROJECT DESCRIPTION	PROJECT IMPLEMENTATION STATUS	COUNTY	COMMITMENT FEES SIINCE 2012 (KSHS)	Fixed Interest Rate	Variable (Margin) Interest Rate	No. Principal Repayments
1991031_1	Rural Roads Upgrading Project - ADF	African Development Fund	Multilateral	GOK	03/02/1991	01/01/2041	14,794,428	USD	11,075,304.42	14,794,428	100.0%	Fully Drawn	Ministry of Public Works	To stimulate the social and economic activity in target rural areas by providing all weather roads which will reduce vehicle operating costs and encourage improved transport services.	Completed	-	-	0.75	-	USD 11,391,742.00 in 36 Equal Repayments starting 01/07/2023 AND USD 6,328,745.40 in 20 Equal Repayments starting 01/07/2013 AND USD 887,678.61 in 4 Equal Repayments starting 01/07/2011 AND USD 1,405,470.66 in 19 Equal Repayments starting 01/01/2002 AND USD 73,791.56 in 1 Other Repayments starting 01/07/2001
1991028_1	Rural Roads Upgrading Project - ADF	African Development Fund	Multilateral	GOK	03/02/1991	01/01/2041	2,042,534	CHF	1,072,330.50	2,042,534	100.0%	Fully Drawn	Ministry of Public Works	To stimulate the social and economic activity in target rural areas by providing all weather roads which will reduce vehicle operating costs and encourage improved transport services.	Completed	-	-	0.75	-	CHF 1,838,280.90 in 60 Equal Repayments starting 01/07/2011 AND CHF 204,253.43 in 20 Equal Repayments starting 01/07/2001
1991015_1	Universities Investment Project	International Development Association	Multilateral	GOK	11/12/1991	01/11/2031	38,463,114	XDR	13,077,467.53	38,463,114	100.0%	Fully Drawn	Ministry of Environment	The project financed Forestry Development	Closed		-	0.75	-	XDR 769,275.53 in 1 Equal Repayments starting 01/11/2031 AND XDR 30,001,218.00 in 39 Equal Repayments starting 01/05/2012 AND XDR 7,692,620.00 in 20 Equal Repayments starting 01/05/2002
1991014_1	Health Rehabilitation Project	International Development Association	Multilateral	GOK	11/12/1991	15/08/2031	19,504,597	XDR	6,241,513.35	19,504,597	100.0%	Fully Drawn	Ministry of Environment	The project financed Forestry Development	Closed		-	0.75	-	XDR 390,148.35 in 1 Other Repayments starting 15/08/2031 AND XDR 15,213,549.00 in 39 Equal Repayments starting 15/02/2012 AND XDR 3,900,900.00 in 20 Equal Repayments starting 15/02/2002
1991009_1	Education Sector Adjustment Credit	International Development Association	Multilateral	GOK	13/09/1991	15/03/2031	143,850,000	XDR	46,032,000.00	143,850,000	100.0%	Fully Drawn	Ministry of Environment	The project financed Forestry Development	Closed		-	0.75	-	XDR 115,080,000.00 in 40 Equal Repayments starting 15/09/2011 AND XDR 28,770,000.00 in 20 Equal Repayments starting 15/09/2001
1991008_1	Coast -ASAL- Development Project	International Fund For Agricultural Dev.	Multilateral	GOK	29/05/1991	15/07/2040	5,987,096	XDR	2,455,851.60	5,987,096	100.0%	Fully Drawn			Closed		-	1.00	-	XDR 72,195.60 in 1 Other Repayments starting 15/07/2040 AND XDR 5,417,400.00 in 75 Equal Repayments starting 15/01/2003 AND XDR 497,500.00 in 4 Equal Repayments starting 15/07/2001
1991007_1	Farmers Group and Community Support Project	International Fund For Agricultural Dev.	Multilateral	GOK	29/05/1991	15/07/2040	983,044	XDR	417,795.62	983,044	100.0%	Fully Drawn			Closed		-	1.00	-	XDR 983,040.00 in 80 Equal Repayments starting 15/01/2001
1991003_1	Second Agricultural Sector Adjustment Credit	International Development Association	Multilateral	GOK	21/02/1991	15/09/2030	25,860,443	XDR	7,758,208.48	25,860,443	100.0%	Fully Drawn	Ministry of Environment	The project financed Forestry Development	Closed		-	0.75	-	XDR 517,310.48 in 1 Other Repayments starting 15/09/2030 AND XDR 20,171,073.00 in 39 Equal Repayments starting 15/03/2011 AND XDR 5,172,060.00 in 20 Equal Repayments starting 15/03/2001
1991002_1	Second National Agricultural Extension Project	International Development Association	Multilateral	GOK	21/02/1991	15/07/2030	11,532,380	XDR	3,229,097.90	11,532,380	100.0%	Fully Drawn	Ministry of Environment	The project financed Forestry Development	Closed		-	0.75	-	XDR 230,686.90 in 1 Equal Repayments starting 15/07/2030 AND XDR 8,995,233.00 in 39 Equal Repayments starting 15/01/2011 AND XDR 2,306,460.00 in 20 Equal Repayments starting 15/01/2001
1991001_1	Forestry Development Project	International Development Association	Multilateral	GOK	21/02/1991	15/10/2030	12,023,893	XDR	3,607,208.45	12,023,893	100.0%	Fully Drawn	Ministry of Environment	The project financed Forestry Development	Closed		-	0.75	-	XDR 240,530.45 in 1 Other Repayments starting 15/10/2030 AND XDR 9,378,603.00 in 39 Equal Repayments starting 15/04/2011 AND XDR 2,404,760.00 in 20 Equal Repayments starting 15/04/2001
1990018_2	Export Development Project	International Development Association	Multilateral	GOK	21/12/1990	15/10/2030	37,300,000	XDR	11,190,000.00	Rescheduled/BR	Rescheduled/BR	Fully Drawn	Ministry of Environment	The project financed Export Development	Closed		-	0.75	-	XDR 29,840,000.00 in 40 Equal Repayments starting 15/04/2011 AND XDR 7,460,000.00 in 20 Equal Repayments starting 15/04/2001
1990018_1	Export Development Project	International Development Association	Multilateral	GOK	21/12/1990	15/10/2030	69,444,657	XDR	20,833,398.00	69,444,657	100.0%	Fully Drawn		The project financed Export Development	Closed		-	0.75	-	XDR 1,388,898.60 in 1 Equal Repayments starting 15/10/2030 AND XDR 54,166,827.00 in 39 Equal Repayments starting 15/04/2011 AND XDR 13,888,931.40 in 20 Equal Repayments starting 15/04/2001
1990004_1	Financial Parastatals Technical Assistance Project	International Development Association	Multilateral	GOK	18/06/1990	01/02/2030	2,575,566	XDR	669,669.21	2,575,566	100.0%	Fully Drawn		The population was for Financial Parastatals Technical Assistance Project	Closed		-	0.75	-	XDR 51,537.21 in 1 Equal Repayments starting 01/02/2030 AND XDR 2,008,929.00 in 39 Equal Repayments starting 01/08/2010 AND XDR 515,100.00 in 20 Equal Repayments starting 01/08/2000
1990003_1	Fourth Population Project	International Development Association	Multilateral	GOK	21/05/1990	15/03/2030	20,866,590	XDR	5,842,710.17	20,866,590	100.0%	Fully Drawn		The project financed Fourth Population studies	Closed		-	0.75	-	XDR 417,420.17 in 1 Other Repayments starting 15/03/2030 AND XDR 16,275,870.00 in 39 Equal Repayments starting 15/09/2010 AND XDR 4,173,300.00 in 20 Equal Repayments starting 15/09/2000
1989079_1	Thika-Makutano Road Project	African Development Fund	Multilateral	GOK	21/04/1989	01/01/2039	9,293,573	USD	4,321,511.39	9,293,573	100.0%	Fully Drawn	Ministry of Public Works	To improve service levels for road user by providing sufficient road capacity to accommodate forecast future traffic growth	Completed	Kiambu County	-	0.75	-	USD 8,364,215.60 in 60 Equal Repayments starting 01/07/2009 AND USD 929,357.29 in 20 Equal Repayments starting 01/07/1999
1989077_1	Thika-Makutano Road Project	African Development Fund	Multilateral	GOK	21/04/1989	01/01/2039	451,773	JPK	210,074.44	451,773	100.0%	Fully Drawn	Ministry of Public Works	To improve service levels for road user by providing sufficient road capacity to accommodate forecast future traffic growth	Completed	Kiambu County	-	0.75	-	JPK 406,595.70 in 60 Equal Repayments starting 01/07/2009 AND JPK 45,177.30 in 20 Equal Repayments starting 01/07/1999
1989074_1	Thika-Makutano Road Project	African Development Fund	Multilateral	GOK	21/04/1989	01/01/2039	284,890	CHF	132,473.83	284,890	100.0%	Fully Drawn	Ministry of Public Works	To improve service levels for road user by providing sufficient road capacity to accommodate forecast future traffic growth	Completed	Kiambu County	-	0.75	-	CHF 256,400.96 in 60 Equal Repayments starting 01/07/2009 AND CHF 28,489.00 in 20 Equal Repayments starting 01/07/1999

LOAN #	LOAN TITLE	CREDITOR NAME	CREDITOR CATEGORY	BORROWER	AGREEMENT DATE	MATURITY DATE	REVI... FINAN... AMOUNT (Tranche)	...RR	PRINCIPLE BALANCE AS AT 31/08/2023 (FX)	DRAWN AMOUNT	DISBURSEMENT RATE	UNDRAWN AMOUNT	IMPLEMENTING AGENCY	PROJ... ...PTION	PROJECT IMPLEMENTATION STATUS	COUNTY	COMMITMENT FEES SIINCE 2012 (KSHS)	Fixed Interest Rate	Variable (Margin) Interest Rate	No. Principal Repayments
1989072_1	Third Nairobi Water Supply Project - ADF	African Development Fund	Multilateral	GOK	21/04/1989	01/01/2039	13,377,962	USD	6,220,752.10	13,377,962	100.0%	Fully Drawn	Nairobi Water and Sewerage Company	The Project consists of : i) Construction of Earth-fill embankment on the Thika River; (max height 65m); ii) construction of 4.7 km. long raw water transmission tunnel of 2.5 m diameter; iii) construction of raw water amd treated water transmission mains (total lenght 44 km, diameter ranging from 700 mm to 1400 mm); iv) Extension of the capacity of existing Ngethu Water Treatment plant by 260,000 cu.m/day, v) construction of one 2400 cu.m and two 1100 cu.m capacity reinforced concrete service reservoirs and a boosier pumping station at Gigiri, Nairobi; vi) Provision of instrumentation for telemetric information and control for the Nairobi Water Supply Scheme; vii) extension of the Dandora Sewage Treatment Works; viii) construction of staff housing and offices, and service roads; ix) distribution system extension, totalling 44 km in length with diameters varying from 200 mm to 100 mm; x) technical assistance and training for continued institutional development, regional studies and construction	Complete	Nairobi	-	0.75	-	USD 12,040,165.36 in 60 Equal Repayments starting 01/07/2009 AND USD 1,337,796.15 in 20 Equal Repayments starting 01/07/1999
1989071_1	Third Nairobi Water Supply Project - ADF	African Development Fund	Multilateral	GOK	21/04/1989	01/01/2039	190,180	JPK	88,433.57	190,180	100.0%	Fully Drawn	Nairobi Water and Sewerage Company	The Project consists of : i) Construction of Earth-fill embankment on the Thika River; (max height 65m); ii) construction of 4.7 km. long raw water transmission tunnel of 2.5 m diameter; iii) construction of raw water amd treated water transmission mains (total lenght 44 km, diameter ranging from 700 mm to 1400 mm); iv) Extension of the capacity of existing Ngethu Water Treatment plant by 260,000 cu.m/day, v) construction of one 2400 cu.m and two 1100 cu.m capacity reinforced concrete service reservoirs and a boosier pumping station at Gigiri, Nairobi; vi) Provision of instrumentation for telemetric information and control for the Nairobi Water Supply Scheme; vii) extension of the Dandora Sewage Treatment Works; viii) construction of staff housing and offices, and service roads; ix) distribution system extension, totalling 44 km in length with diameters varying from 200 mm to 100 mm; x) technical assistance and training for continued institutional development, regional studies and construction	Completed	Nairobi	-	0.75	-	JPK 171,161.74 in 60 Equal Repayments starting 01/07/2009 AND JPK 19,017.97 in 20 Equal Repayments starting 01/07/1999
1989070_1	Third Nairobi Water Supply Project - ADF	African Development Fund	Multilateral	GOK	21/04/1989	01/01/2039	1,780,091	DKK	827,742.09	1,780,091	100.0%	Fully Drawn	Nairobi Water and Sewerage Company	The Project consists of : i) Construction of Earth-fill embankment on the Thika River; (max height 65m); ii) construction of 4.7 km. long raw water transmission tunnel of 2.5 m diameter; iii) construction of raw water amd treated water transmission mains (total lenght 44 km, diameter ranging from 700 mm to 1400 mm); iv) Extension of the capacity of existing Ngethu Water Treatment plant by 260,000 cu.m/day, v) construction of one 2400 cu.m and two 1100 cu.m capacity reinforced concrete service reservoirs and a boosier pumping station at Gigiri, Nairobi; vi) Provision of instrumentation for telemetric information and control for the Nairobi Water Supply Scheme; vii) extension of the Dandora Sewage Treatment Works; viii) construction of staff housing and offices, and service roads; ix) distribution system extension, totalling 44 km in length with diameters varying from 200 mm to 100 mm; x) technical assistance and training for continued institutional development, regional studies and construction	Completed	Nairobi	-	0.75	-	DKK 1,602,081.93 in 60 Equal Repayments starting 01/07/2009 AND DKK 178,009.08 in 20 Equal Repayments starting 01/07/1999

LOAN #	LOAN TITLE	CREDITOR NAME	CREDITOR CATEGORY	BORROWER	AGREEMENT DATE	MATURITY DATE	REVIS... FINANCED AMOUNT (Tranche)	...R	PRINCIPLE BALANCE AS AT 31/08/2023 (FX)	DRAWN AMOUNT	DISBURSEMENT RATE	UNDRAWN AMOUNT	IMPLEMENTING AGENCY	PROJE... ...PTION	PROJECT IMPLEMENTATION STATUS	COUNTY	COMMITMENT FEES SIINCE 2012 (KSHS)	Fixed Interest Rate	Variable (Margin) Interest Rate	No. Principal Repayments
1989068_1	Third Nairobi Water Supply Project - ADF	African Development Fund	Multilateral	GOK	21/04/1989	01/01/2039	1,287,121	CHF	598,511.17	1,287,121	100.0%	Fully Drawn	Nairobi Water and Sewerage Company	The Project consists of : i) Construction of Earth-fill embankment on the Thika River; (max height 65m); ii) construction of 4.7 km. long raw water transmission tunnel of 2.5 m diameter; iii) construction of raw water amd treated water transmission mains (total lenght 44 km, diameter ranging from 700 mm to 1400 mm); iv) Extension of the capacity of existing Ngethu Water Treatment plant by 260,000 cu.m/day, v) construction of one 2400 cu.m and two 1100 cu.m capacity reinforced concrete service reservoirs and a booster pumping station at Gigiri, Nairobi; vi) Provision of instrumentation for telemetric information and control for the Nairobi Water Supply Scheme; vii) extension of the Dandora Sewage Treatment Works; viii) construction of staff housing and offices, and service roads; ix) distribution system extension, totalling 44 km in length with diameters varying from 200 mm to 100 mm; x) technical assistance and training for continued institutional development, regional studies and construction	Completed	Nairobi	-	0.75	-	CHF 1,158,408.72 in 60 Equal Repayments starting 01/07/2009 AND CHF 128,712.20 in 20 Equal Repayments starting 01/01/1999
1989067_1	Industrial Sector Adjustment Loan-ISAP	African Development Fund	Multilateral	GOK	21/04/1989	01/01/2039	6,838,683	USD	3,179,987.41	6,838,683	100.0%	Fully Drawn	Ministry of Trade and Industry	The project financed the foreign exchange cost of eligible imports (manufacturing inputs, raw materials, fuel, machinery and equipment, and spare parts) by both public and private importers in the industrial sector. The importation is partly to cater for the existing demand, and also to meet the expected increase in demand for imports arising from the improved policy environment.	Completed	Nationwide	-	0.75	-	USD 6,154,814.35 in 60 Equal Repayments starting 01/07/2009 AND USD 683,868.26 in 20 Equal Repayments starting 01/07/1999
1989066_1	Industrial Sector Adjustment Loan-ISAP	African Development Fund	Multilateral	GOK	21/04/1989	01/01/2039	11,099	JPK	5,161.09	11,099	100.0%	Fully Drawn	Ministry of Trade and Industry	The project financed the foreign exchange cost of eligible imports (manufacturing inputs, raw materials, fuel, machinery and equipment, and spare parts) by both public and private importers in the industrial sector. The importation is partly to cater for the existing demand, and also to meet the expected increase in demand for imports arising from the improved policy environment.	Completed	Nationwide	-	0.75	-	JPK 9,989.21 in 60 Equal Repayments starting 01/07/2009 AND JPK 1,109.91 in 20 Equal Repayments starting 01/07/1999
1989028_1	Second Coffee Improvement Project	International Development Association	Multilateral	GOK	16/10/1989	15/07/2029	32,752,709	XDR	7,860,657.00	32,752,709	100.0%	Fully Drawn		The project financed Baringo Pilot Semi Arid Area development	Closed	Baringo	-	0.75	-	XDR 655,055.30 in 1 Other Repayments starting 15/07/2029 AND XDR 25,547,106.00 in 39 Equal Repayments starting 15/01/2010 AND XDR 6,550,540.00 in 20 Equal Repayments starting 15/01/2000
1989026_1	Kwale and Kilifi District Developmnet Project	International Fund For Agricultural Dev.	Multilateral	GOK	24/05/1989	15/07/2039	2,763,231	XDR	1,070,771.25	2,763,231	100.0%	Fully Drawn			Closed		-	1.00	-	XDR 31.25 in 1 Other Repayments starting 15/07/2039 AND XDR 2,763,200.00 in 80 Equal Repayments starting 15/07/1999

LOAN #	LOAN TITLE	CREDITOR NAME	CREDITOR CATEGORY	BORROWER	AGREEMENT DATE	MATURITY DATE	REVI... FINAN... AMOUNT (Tranche)	RR	PRINCIPLE BALANCE AS AT 31/08/2023 (FX)	DRAWN AMOUNT	DISBURSEMENT RATE	UNDRAWN AMOUNT	IMPLEMENTING AGENCY	PROJ... IPTION	PROJECT IMPLEMENTATION STATUS	COUNTY	COMMITMENT FEES SIINCE 2012 (KSHS)	Fixed Interest Rate	Variable (Margin) Interest Rate	No. Principal Repayments
1989017_1	Third Nairobi Water Supply	International Development Association	Multilateral	GOK	15/08/1989	01/04/2024	47,842,069	XDR	2,392,141.30	47,842,069	100.0%	Fully Drawn		The project financed Baringo Pilot Semi Arid Area development	Closed	Baringo	-	0.75	-	XDR 1,196,090.30 in 1 Other Repayments starting 01/04/2024 AND XDR 34,685,479.00 in 29 Equal Repayments starting 01/10/2009 AND XDR 11,960,500.00 in 20 Equal Repayments starting 01/10/1999
1989016_1	Financial Sector Technical Assistance	International Development Association	Multilateral	GOK	12/07/1989	01/03/2024	796,008	XDR	39,818.06	796,008	100.0%	Fully Drawn		The project financed Baringo Pilot Semi Arid Area development	Closed	Baringo	-	0.75	-	XDR 19,918.06 in 1 Other Repayments starting 01/03/2024 AND XDR 577,100.00 in 29 Equal Repayments starting 01/09/2009 AND XDR 198,990.00 in 20 Equal Repayments starting 01/09/1999
1989015_3	Financial Sector Adjustment Credit.	International Development Association	Multilateral	GOK	12/07/1989	01/03/2024	48,200,000	XDR	2,410,000.00	Rescheduled/BR	Rescheduled/BR	Fully Drawn		The project financed Baringo Pilot Semi Arid Area development	Closed	Baringo	-	0.75	-	XDR 36,150,000.00 in 30 Equal Repayments starting 01/09/2009 AND XDR 12,050,000.00 in 20 Equal Repayments starting 01/09/1999
1989015_2	Financial Sector Adjustment Credit.	International Development Association	Multilateral	GOK	12/07/1989	01/03/2024	35,300,000	XDR	1,765,000.00	Rescheduled/BR	Rescheduled/BR	Fully Drawn		The project financed Baringo Pilot Semi Arid Area development	Closed	Baringo	-	0.75	-	XDR 26,475,000.00 in 30 Equal Repayments starting 01/09/2009 AND XDR 8,825,000.00 in 20 Equal Repayments starting 01/09/1999
1989015_1	Financial Sector Adjustment Credit.	International Development Association	Multilateral	GOK	12/07/1989	01/03/2024	92,900,000	XDR	4,645,000.00	92,900,000	100.0%	Fully Drawn		The project financed Baringo Pilot Semi Arid Area development	Closed	Baringo	-	0.75	-	XDR 69,675,000.00 in 30 Equal Repayments starting 01/09/2009 AND XDR 23,225,000.00 in 20 Equal Repayments starting 01/09/1999
1988024_1	Northern Corridor Transport Programme	European Economic Community	Multilateral	GOK	04/08/1988	15/07/2028	19,957,015	EUR	3,799,612.82	19,957,015	100.0%	Fully Drawn	State Deaprtment for Transport	Construction of Northern Corridor Transport Programme	Completed		-	2.00	-	XEU 20,178,507.58 in 60 Percentage Based Repayments starting 15/01/1999 AND XEU 20,178,507.58 in 60 Percentage Based Repayments starting 15/01/1999
1988006_1	The Support of Agriculture Sector Project	Government of Saudi Arabia	Bilateral	GOK	04/01/1988	15/07/2037	15,000,000	SAR	5,250,000.00	15,000,000	100.0%	Fully Drawn					-	1.00	-	SAR 15,000,000.00 in 80 Equal Repayments starting 15/01/1998
1988005_1	Rehabilitation of Kiganjo-Nanyuki Road	European Economic Community	Multilateral	GOK	08/03/1988	01/12/2027	10,641,866	EUR	1,808,053.08	10,641,866	100.0%	Fully Drawn	State Department for Roads	Rehabilitation of Kiganjo-Nanyuki Road	Completed	Laikipia	-	2.00	-	XEU 10,336,444.58 in 58 Percentage Based Repayments starting 01/06/1999 AND XEU 10,641,866.14 in 60 Percentage Based Repayments starting 01/06/1998
1988004_1	Industrial Sector Adjustment Credit	International Development Association	Multilateral	GOK	01/07/1988	15/02/2038	7,200,000	XDR	3,132,000.00	7,200,000	100.0%	Fully Drawn		The project financed Baringo Pilot Semi Arid Area development	Closed	Baringo	-	0.75	-	XDR 6,480,000.00 in 60 Equal Repayments starting 15/08/2008 AND XDR 720,000.00 in 20 Equal Repayments starting 15/08/1998
1987035_1	West Kenya Rainfed Rice Development Project	African Development Fund	Multilateral	GOK	28/01/1987	01/01/2037	9,415,833	USD	3,813,412.54	9,415,833	100.0%	Fully Drawn	Lake BASIN Development Authority	The main objectives of the project are to (a) improve the food self reliance position of Kenya; (b) to create employment (c) to improve balance of trade;	Completed	Kakamega Vihiga Trans Nzoia	-	0.75	-	USD 8,474,250.09 in 60 Equal Repayments starting 01/07/2007 AND USD 47,351.57 in 1 Other Repayments starting 01/01/2007 AND USD 470,791.70 in 10 Equal Repayments starting 01/01/2002 AND USD 376,737.12 in 8 Equal Repayments starting 01/01/1998 AND USD 46,702.95 in 1 Other Repayments starting 01/01/1997
1987034_1	West Kenya Rainfed Rice Development Project	African Development Fund	Multilateral	GOK	28/01/1987	01/01/2037	885,511	SEK	358,631.78	885,511	100.0%	Fully Drawn	Lake BASIN Development Authority	The main objectives of the project are to (a) improve the food self reliance position of Kenya; (b) to create employment (c) to improve balance of trade;	Completed	Kakamega Vihiga Trans Nzoia	-	0.75	-	SEK 796,959.67 in 60 Equal Repayments starting 01/07/2007 AND SEK 88,551.07 in 20 Equal Repayments starting 01/07/1997
1987031_1	West Kenya Rainfed Rice Development Project	African Development Fund	Multilateral	GOK	28/01/1987	01/01/2037	105,539	JPK	42,743.27	105,539	100.0%	Fully Drawn	Lake BASIN Development Authority	The main objectives of the project are to (a) improve the food self reliance position of Kenya; (b) to create employment (c) to improve balance of trade;	Completed	Kakamega Vihiga Trans Nzoia	-	0.75	-	JPK 94,985.17 in 60 Equal Repayments starting 01/07/2007 AND JPK 3,363.67 in 5 Equal Repayments starting 01/01/2005 AND JPK 1,583.09 in 3 Equal Repayments starting 01/07/2003 AND JPK 1,583.09 in 3 Equal Repayments starting 01/01/2002 AND JPK 1,780.85 in 3 Equal Repayments starting 01/07/2000 AND JPK 413.71 in 1 Other Repayments starting 01/01/2000 AND JPK 1,829.57 in 5 Equal Repayments starting 01/07/1997
1987028_1	West Kenya Rainfed Rice Development Project	African Development Fund	Multilateral	GOK	28/01/1987	01/01/2037	4,293,887	DKK	1,739,024.42	4,293,887	100.0%	Fully Drawn	Lake BASIN Development Authority	The main objectives of the project are to (a) improve the food self reliance position of Kenya; (b) to create employment (c) to improve balance of trade;	Completed	Kakamega Vihiga Trans Nzoia	-	0.75	-	DKK 3,864,498.71 in 60 Equal Repayments starting 01/07/2007 AND DKK 429,388.75 in 20 Equal Repayments starting 01/07/1997
1987026_1	West Kenya Rainfed Rice Development Project	African Development Fund	Multilateral	GOK	28/01/1987	01/01/2037	1,282,707	CHF	519,496.41	1,282,707	100.0%	Fully Drawn	Lake BASIN Development Authority	The main objectives of the project are to (a) improve the food self reliance position of Kenya; (b) to create employment (c) to improve balance of trade;	Completed	Kakamega Vihiga Trans Nzoia	-	0.75	-	CHF 1,154,436.46 in 60 Equal Repayments starting 01/07/2007 AND CHF 128,270.72 in 20 Equal Repayments starting 01/07/1997
1987013_1	Tambach - Biretwo Road	European Economic Community	Multilateral	GOK	03/03/1987	15/09/2026	3,428,800	EUR	455,344.65	3,428,800	100.0%	Fully Drawn	State Department for Roads	Construction of Tambach - Biretwo Road	Completed	Elgeyo Marakwet	-	2.00	-	XEU 3,230,958.30 in 56 Percentage Based Repayments starting 15/03/1999 AND XEU 3,428,800.06 in 60 Percentage Based Repayments starting 15/03/1997
1987009_1	Second Railway Project	International Development Association	Multilateral	GOK	24/09/1987	15/02/2037	19,657,852	XDR	7,961,461.07	19,657,852	100.0%	Fully Drawn		The project financed Baringo Pilot Semi Arid Area development	Closed	Baringo	-	0.75	-	XDR 294,919.00 in 1 Other Repayments starting 15/02/2037 AND XDR 17,397,153.00 in 59 Equal Repayments starting 15/08/2007 AND XDR 1,965,780.00 in 20 Equal Repayments starting 15/08/1997
1987006_1	Animal Health Services Project	International Development Association	Multilateral	GOK	06/03/1987	15/01/2037	8,334,128	XDR	3,375,365.00	8,334,128	100.0%	Fully Drawn		The project financed Baringo Pilot Semi Arid Area development	Closed	Baringo	-	0.75	-	XDR 12.80 in 1 Other Repayments starting 15/01/2037 AND XDR 125,066.20 in 1 Other Repayments starting 15/01/2037 AND XDR 7,375,649.00 in 59 Equal Repayments starting 15/07/2007 AND XDR 833,400.00 in 20 Equal Repayments starting 15/07/1997
1987005_1	Agricultural Sector Adjustment Credit.	International Development Association	Multilateral	GOK	10/02/1987	15/01/2036	35,200,000	XDR	13,200,000.00	35,200,000	100.0%	Fully Drawn		The project financed Baringo Pilot Semi Arid Area development	Closed	Baringo	-	0.75	-	XDR 31,680,000.00 in 60 Equal Repayments starting 15/07/2006 AND XDR 3,520,000.00 in 20 Equal Repayments starting 15/07/1996
1987004_1	Agricultural Sector Management Project.	International Development Association	Multilateral	GOK	10/02/1987	15/08/2035	9,887,883	XDR	3,707,972.84	9,887,883	100.0%	Fully Drawn		The project financed Baringo Pilot Semi Arid Area development	Closed	Baringo	-	0.75	-	XDR 148,340.84 in 1 Other Repayments starting 15/02/2032 AND XDR 8,750,762.00 in 59 Equal Repayments starting 15/08/2006 AND XDR 988,780.00 in 20 Equal Repayments starting 15/08/1996

LOAN #	LOAN TITLE	CREDITOR NAME	CREDITOR CATEGORY	BORROWER	AGREEMENT DATE	MATURITY DATE	REVISED FINANCIAL AMOUNT (Tranche)	CUR	PRINCIPLE BALANCE AS AT 31/08/2023 (FX)	DRAWN AMOUNT	DISBURSEMENT RATE	UNDRAWN AMOUNT	IMPLEMENTING AGENCY	PROJECT DESCRIPTION	PROJECT IMPLEMENTATION STATUS	COUNTY	COMMITMENT FEES SINCE 2012 (KSHS)	Fixed Interest Rate	Variable (Margin) Interest Rate	No. Principal Repayments
1987003_1	Agricultural Sector Adjustment Credit.	International Development Association	Multilateral	GOK	10/02/1987	15/01/2036	17,599,998	XDR	6,600,000.00	17,599,998	100.0%	Fully Drawn		The project financed Baringo Pilot Semi Arid Area development	Closed	Baringo	-	0.75	-	XDR 15,840,000.00 in 60 Equal Repayments starting 15/07/2006 AND XDR 1,672,000.00 in 19 Equal Repayments starting 15/01/1997 AND XDR 87,998.24 in 1 Equal Repayments starting 15/07/1996
1986101_8	Importation of Telecommunication Equipment	Government of Italy	Bilateral	KPTC	30/04/1986	15/12/2023	139,237	USD	-	139,237	100.0%	Fully Drawn	State Department of Energy	The project involved importation of telecommunication equipment	Closed project		-	2.50	-	
1986101_7	Importation of Telecommunication Equipment	Government of Italy	Bilateral	KPTC	30/04/1986	15/12/2023	34,235	USD	-	34,235	100.0%	Fully Drawn	State Department of Energy	The project involved importation of telecommunication equipment	Closed project		-	2.50	-	
1986101_5	Importation of Telecommunication Equipment	Government of Italy	Bilateral	KPTC	30/04/1986	15/12/2023	365,874	USD	-	365,874	100.0%	Fully Drawn	State Department of Energy	The project involved importation of telecommunication equipment	Closed project		-	2.50	-	
1986101_2	Importation of Telecommunication Equipment	Government of Italy	Bilateral	KPTC	30/04/1986	15/12/2023	1,252,235	USD	-	1,252,235	100.0%	Fully Drawn	State Department of Energy	The project involved importation of telecommunication equipment	Closed project		-	2.50	-	
1986027_1	Rural Health Programme	African Development Fund	Multilateral	GOK	27/01/1986	01/01/2036	7,130,370	USD	2,673,889.43	7,130,370	100.0%	Fully Drawn	Ministry of Finance	To improve the health status of the rural and semi-rural population of Kenya	Completed	Nationwide	-	0.75	-	Various Unequal repayments
1986026_1	Rural Health Programme	African Development Fund	Multilateral	GOK	27/01/1986	01/01/2036	125,687	JPK	47,132.63	125,687	100.0%	Fully Drawn	Ministry of Finance	To improve the health status of the rural and semi-rural population of Kenya	Completed	Nationwide	-	0.75	-	JPK 1,885.19 in 1 Other Repayments starting 01/01/2036 AND JPK 111,233.41 in 59 Equal Repayments starting 01/07/2006 AND JPK 2,352.87 in 3 Equal Repayments starting 01/01/2005 AND JPK 3,770.62 in 6 Equal Repayments starting 01/01/2002 AND JPK 5,442.95 in 8 Equal Repayments starting 01/01/1998 AND JPK 483.66 in 1 Other Repayments starting 01/07/1997 AND JPK 347.48 in 1 Other Repayments starting 01/01/1997 AND JPK 171.32 in 1 Other Repayments starting 01/07/1996
1986023_1	Rural Health Programme	African Development Fund	Multilateral	GOK	27/01/1986	01/01/2036	1,808,114	CHF	678,043.35	1,808,114	100.0%	Fully Drawn	Ministry of Finance	To improve the health status of the rural and semi-rural population of Kenya	Completed	Nationwide	-	0.75	-	CHF 27,121.99 in 1 Other Repayments starting 01/01/2036 AND CHF 1,600,180.30 in 59 Equal Repayments starting 01/07/2006 AND CHF 180,811.43 in 20 Equal Repayments starting 01/07/1996
1986021_1	Turbo - Webuye Road Project.	European Economic Community	Multilateral	GOK	24/04/1986	15/04/2026	8,580,554	EUR	979,041.22	8,580,554	100.0%	Fully Drawn	State Department for Roads	Construction of Turbo - Webuye Road Project.	Completed	Kakamega County	-	2.00	-	XEU 7,960,179.69 in 55 Percentage Based Repayments starting 15/04/1999 AND XEU 8,580,553.72 in 60 Percentage Based Repayments starting 15/10/1996
1986016_1	Agricultural Development Programme Phase II	Government of United States of America	Bilateral	GOK	14/08/1986	02/09/2027	1,536,198	USD	362,365.08	1,536,198	100.0%	Fully Drawn					-	2.00	-	USD 1,706,836.30 in 60 Annuity starting 02/03/1998 AND USD 17,477.70 in 1 Other Repayments starting 02/09/1997
1986014_1	Second Small Scale Industry Credit Project	International Development Association	Multilateral	GOK	07/11/1986	15/08/2036	1,129,934	XDR	440,742.44	1,129,934	100.0%	Fully Drawn		The project financed Baringo Pilot Semi Arid Area development	Closed	Baringo	-	0.75	-	XDR 17,042.43 in 1 Other Repayments starting 15/08/2036 AND XDR 999,932.00 in 59 Equal Repayments starting 15/02/2007 AND XDR 112,960.00 in 20 Equal Repayments starting 15/02/1997
1986006_1	Petroleum Exp.Technical Assistance.	International Development Association	Multilateral	GOK	11/07/1986	15/02/2036	5,490,412	XDR	2,058,911.81	5,490,412	100.0%	Fully Drawn		The project financed Baringo Pilot Semi Arid Area development	Closed	Baringo	-	0.75	-	XDR 82,358.82 in 1 Other Repayments starting 15/02/2036 AND XDR 4,859,004.00 in 59 Equal Repayments starting 15/08/2006 AND XDR 549,040.00 in 20 Equal Repayments starting 15/08/1996
1986004_1	Animal Health Services Rehabilitation Programme	International Fund For Agricultural Dev.	Multilateral	GOK	21/07/1986	01/02/2036	5,934,603	XDR	1,854,593.39	5,934,603	100.0%	Fully Drawn			Closed		-	1.00	-	XDR 74,225.39 in 1 Other Repayments starting 01/02/2036 AND XDR 5,860,378.00 in 79 Equal Repayments starting 01/08/1996
1986003_1	Sixth Education Project	International Development Association	Multilateral	GOK	11/07/1986	15/02/2036	35,000,000	XDR	13,125,000.00	35,000,000	100.0%	Fully Drawn		The project financed Baringo Pilot Semi Arid Area development	Closed	Baringo	-	0.75	-	XDR 31,500,000.00 in 60 Equal Repayments starting 15/08/2006 AND XDR 3,500,000.00 in 20 Equal Repayments starting 15/08/1996
1985002_1	Nairobi Third Water Supply Engineering Project	International Development Association	Multilateral	GOK	15/04/1985	15/02/2035	6,162,607	XDR	2,126,104.22	6,162,607	100.0%	Fully Drawn		The project financed Baringo Pilot Semi Arid Area development	Closed	Baringo	-	0.75	-	XDR 92,446.22 in 1 Other Repayments starting 15/02/2035 AND XDR 5,453,901.00 in 59 Equal Repayments starting 15/08/2005 AND XDR 616,260.00 in 20 Equal Repayments starting 15/08/1995
1984014_1	Geothermal Exploration Project.	International Development Association	Multilateral	GOK	28/09/1984	01/01/2034	23,099,030	XDR	7,276,500.00	23,099,030	100.0%	Fully Drawn		The project financed Baringo Pilot Semi Arid Area development	Closed	Baringo	-	0.75	-	XDR 20,790,000.00 in 60 Equal Repayments starting 01/07/2004 AND XDR 2,194,500.00 in 19 Equal Repayments starting 01/01/1995 AND XDR 114,529.58 in 1 Other Repayments starting 01/07/1994
1984013_1	Agricultural Development Programme.	Government of United States of America	Bilateral	GOK	14/09/1984	14/08/2036	12,459,317	USD	1,990,484.49	12,459,317	100.0%	Fully Drawn					-	3.00	-	Various Unequal repayments
1984006_1	Second Highway Sector Project	International Development Association	Multilateral	GOK	28/06/1984	01/02/2034	35,777,032	XDR	11,269,787.05	35,777,032	100.0%	Fully Drawn		The project financed Baringo Pilot Semi Arid Area development	Closed	Baringo	-	0.75	-	XDR 536,687.05 in 1 Other Repayments starting 01/02/2034 AND XDR 31,662,645.00 in 59 Equal Repayments starting 01/08/2004 AND XDR 3,577,700.00 in 20 Equal Repayments starting 01/08/1994
1984002_1	Rural Industrial Development Scheme	European Economic Community	Multilateral	GOK	08/05/1984	31/05/2024	440,000	EUR	16,896.00	Rescheduled/BR	Rescheduled/BR	Fully Drawn	State Department for Industrialization	Development of rural Industrial Development Scheme	Completed		-	2.00	-	XEU 382,140.00 in 51 Percentage Based Repayments starting 30/05/1999 AND XEU 440,000.00 in 60 Percentage Based Repayments starting 30/11/1994
1983062_1	Mumias - Kakamega Road Project	African Development Fund	Multilateral	GOK	11/08/1983	01/07/2033	45,509	JPK	13,804.73	45,509	100.0%	Fully Drawn	Ministry of Transport and Communication	To improve the road transport service from Mumias to Kakamega by reducing vehicle operating costs and providing acces to sugarcane in Kakamega District	Completed	Kakamega	-	0.75	-	JPK 674.19 in 1 Equal Repayments starting 01/07/2033 AND JPK 40,773.78 in 59 Equal Repayments starting 01/01/2004 AND JPK 910.17 in 4 Equal Repayments starting 01/01/2002 AND JPK 1,050.20 in 3 Equal Repayments starting 01/07/2000 AND JPK 2,100.40 in 6 Equal Repayments starting 01/07/1997
1983042_1	Mumias - Kakamega Road Project	African Development Fund	Multilateral	GOK	11/08/1983	01/01/2034	2,222,110	USD	668,901.07	2,222,110	100.0%	Fully Drawn	Ministry of Transport and Communication	To improve the road transport service from Mumias to Kakamega by reducing vehicle operating costs and providing acces to sugarcane in Kakamega District	Completed	Kakamega	-	0.75	-	Various Unequal repayments

LOAN #	LOAN TITLE	CREDITOR NAME	CREDITOR CATEGORY	BORROWER	AGREEMENT DATE	MATURITY DATE	REVI... FINAN... AMOUNT (Tranche)	RR	PRINCIPLE BALANCE AS AT 31/08/2023 (FX)	DRAWN AMOUNT	DISBURSEMENT RATE	UNDRAWN AMOUNT	IMPLEMENTING AGENCY	PROJ... ...PTION	PROJECT IMPLEMENTATION STATUS	COUNTY	COMMITMENT FEES SIINCE 2012 (KSHS)	Fixed Interest Rate	Variable (Margin) Interest Rate	No. Principal Repayments
1983041_1	Mumias - Kakamega Road Project	African Development Fund	Multilateral	GOK	11/08/1983	01/07/2033	115,299	GBP	34,589.81	Rescheduled/BR	Rescheduled/BR	Fully Drawn	Ministry of Transport and Communication	To improve the road transport service from Mumias to Kakamega by reducing vehicle operating costs and providing acces to sugarcane in Kakamega District	Completed	Kakamega	-	0.75	-	GBP 103,769.44 in 60 Equal Repayments starting 01/01/2004 AND GBP 11,530.00 in 20 Equal Repayments starting 01/01/1994
1983040_1	Mumias - Kakamega Road Project	African Development Fund	Multilateral	GOK	11/08/1983	01/07/2033	2,513	DKK	753.86	2,513	100.0%	Fully Drawn	Ministry of Transport and Communication	To improve the road transport service from Mumias to Kakamega by reducing vehicle operating costs and providing acces to sugarcane in Kakamega District	Completed	Kakamega	-	0.75	-	DKK 2,261.59 in 60 Equal Repayments starting 01/01/2004 AND DKK 251.20 in 20 Equal Repayments starting 01/01/1994
1983038_1	Mumias - Kakamega Road Project	African Development Fund	Multilateral	GOK	11/08/1983	01/01/2034	2,634,987	CHF	791,586.87	2,634,987	100.0%	Fully Drawn	Ministry of Transport and Communication	To improve the road transport service from Mumias to Kakamega by reducing vehicle operating costs and providing acces to sugarcane in Kakamega District	Completed	Kakamega	-	0.75	-	CHF 39,463.89 in 1 Other Repayments starting 01/01/2034 AND CHF 2,335,539.78 in 59 Equal Repayments starting 01/01/2004 AND CHF 52,699.72 in 4 Equal Repayments starting 01/01/2002 AND CHF 126,484.20 in 9 Equal Repayments starting 01/07/1997 AND CHF 27,202.90 in 2 Equal Repayments starting 01/07/1996 AND CHF 53,596.40 in 5 Equal Repayments starting 01/01/1994
1983035_1	Secondary Teacher Training College	African Development Fund	Multilateral	GOK	11/05/1983	01/01/2033	397,256	CAD	113,217.94	397,256	100.0%	Fully Drawn	Ministry of Education	Expand and supplement the already secondary teacher training institutions and thus contribute both quantity and quality solution of supply of trained teachers	Completed	Nationwide	-	0.75	-	CAD 357,530.33 in 60 Equal Repayments starting 01/07/2003 AND CAD 39,725.60 in 20 Equal Repayments starting 01/07/1993
1983034_1	Secondary Teacher Training College	African Development Fund	Multilateral	GOK	11/05/1983	01/01/2033	1,211,979	CHF	348,970.17	1,211,979	100.0%	Fully Drawn	Ministry of Education	Expand and supplement the already secondary teacher training institutions and thus contribute both quantity and quality solution of supply of trained teachers	Completed	Nationwide	-	0.75	-	CHF 991,808.55 in 54 Equal Repayments starting 01/07/2006 AND CHF 55,098.96 in 3 Equal Repayments starting 01/01/2005 AND CHF 54,539.04 in 3 Equal Repayments starting 01/07/2003 AND CHF 18,179.67 in 3 Equal Repayments starting 01/01/2002 AND CHF 67,307.45 in 7 Equal Repayments starting 01/07/1998 AND CHF 8,072.29 in 1 Other Repayments starting 01/01/1998 AND CHF 13,315.11 in 3 Equal Repayments starting 01/07/1996 AND CHF 3,656.94 in 6 Equal Repayments starting 01/07/1993
1983030_1	Secondary Teacher Training College	African Development Fund	Multilateral	GOK	11/05/1983	01/01/2033	228,854	GBP	65,223.29	228,854	100.0%	Fully Drawn	Ministry of Education	Expand and supplement the already secondary teacher training institutions and thus contribute both quantity and quality solution of supply of trained teachers	Completed	Nationwide	-	0.75	-	GBP 205,968.29 in 60 Equal Repayments starting 01/07/2003 AND GBP 22,885.40 in 20 Equal Repayments starting 01/07/1993
1983029_1	Secondary Teacher Training College	African Development Fund	Multilateral	GOK	11/05/1983	01/01/2033	296,513	INR	84,506.22	296,513	100.0%	Fully Drawn	Ministry of Education	Expand and supplement the already secondary teacher training institutions and thus contribute both quantity and quality solution of supply of trained teachers	Completed	Nationwide	-	0.75	-	INR 266,861.76 in 60 Equal Repayments starting 01/07/2003 AND INR 23,720.96 in 16 Equal Repayments starting 01/07/1995 AND INR 5,930.28 in 4 Equal Repayments starting 01/07/1993
1983028_1	Secondary Teacher Training College	African Development Fund	Multilateral	GOK	11/05/1983	01/01/2033	19,569	JPK	5,577.13	19,569	100.0%	Fully Drawn	Ministry of Education	Expand and supplement the already secondary teacher training institutions and thus contribute both quantity and quality solution of supply of trained teachers	Completed	Nationwide	-	0.75	-	JPK 17,611.98 in 60 Equal Repayments starting 01/07/2003 AND JPK 1,859.04 in 19 Equal Repayments starting 01/01/1994 AND JPK 97.85 in 1 Equal Repayments starting 01/07/1993
1983026_1	Secondary Teacher Training College	African Development Fund	Multilateral	GOK	11/05/1983	01/01/2033	7,943,516	SEK	2,263,902.11	7,943,516	100.0%	Fully Drawn	Ministry of Education	Expand and supplement the already secondary teacher training institutions and thus contribute both quantity and quality solution of supply of trained teachers	Completed	Nationwide	-	0.75	-	SEK 7,149,164.56 in 60 Equal Repayments starting 01/07/2003 AND SEK 794,351.60 in 20 Equal Repayments starting 01/07/1993
1983025_1	Secondary Teacher Training College	African Development Fund	Multilateral	GOK	11/05/1983	01/01/2033	10,510,626	USD	3,002,415.33	10,510,626	100.0%	Fully Drawn	Ministry of Education	Expand and supplement the already secondary teacher training institutions and thus contribute both quantity and quality solution of supply of trained teachers	Completed	Nationwide	-	0.75	-	Various Unequal repayments
1983023_1	Muranga-Kisii-Bungoma Sewerage Project	African Development Fund	Multilateral	GOK	01/02/1983	01/01/2033	317,312	CHF	91,322.56	317,312	100.0%	Fully Drawn	Municipal Councils of Murang'a, Kisii and Bungoma.	The project consists of rehabilitating and extending existing wastewater collection systems and building new wastewater treatment plants to ensure that the three cities have adequate facilities for the collection, treatment and disposal of wastewater until 1995.	Completed	Murang'a, Kisii and Bungoma	-	0.75	-	CHF 4,806.45 in 1 Other Repayments starting 01/01/2033 AND CHF 269,161.20 in 56 Equal Repayments starting 01/01/2005 AND CHF 14,289.64 in 3 Equal Repayments starting 01/07/2003 AND CHF 4,759.70 in 3 Equal Repayments starting 01/01/2002 AND CHF 19,830.40 in 8 Equal Repayments starting 01/01/1998 AND CHF 4,464.42 in 3 Equal Repayments starting 01/07/1996
1983021_1	Muranga-Kisii-Bungoma Sewerage Project	African Development Fund	Multilateral	GOK	01/02/1983	01/01/2033	3,513,635	USD	1,009,610.92	3,513,635	100.0%	Fully Drawn	Municipal Councils of Murang'a, Kisii and Bungoma.	The project consists of rehabilitating and extending existing wastewater collection systems and building new wastewater treatment plants to ensure that the three cities have adequate facilities for the collection, treatment and disposal of wastewater until 1995.	Completed	Murang'a, Kisii and Bungoma	-	0.75	-	Various Unequal repayments
1983020_1	Muranga-Kisii-Bungoma Sewerage Project	African Development Fund	Multilateral	GOK	01/02/1983	01/01/2033	528,362	JPK	153,064.21	528,362	100.0%	Fully Drawn	Municipal Councils of Murang'a, Kisii and Bungoma.	The project aims to upgrade and expand wastewater systems, enabling economic growth for farmers and ranchers by improving infrastructure, including roads, water, and sewer systems in three cities. The project components include land acquisitions, pipes, treatment plants, vehicles, and execution studies.	Completed	Murang'a, Kisii and Bungoma	-	0.75	-	Various Unequal repayments

LOAN #	LOAN TITLE	CREDITOR NAME	CREDITOR CATEGORY	BORROWER	AGREEMENT DATE	MATURITY DATE	REVI... FINAN... AMOUNT (Tranche)	IR	PRINCIPLE BALANCE AS AT 31/08/2023 (FX)	DRAWN AMOUNT	DISBURSEMENT RATE	UNDRAWN AMOUNT	IMPLEMENTING AGENCY	PROJ... PTION	PROJECT IMPLEMENTATION STATUS	COUNTY	COMMITMENT FEES SIINCE 2012 (KSHS)	Fixed Interest Rate	Variable (Margin) Interest Rate	No. Principal Repayments
1983017_1	Rural Private Enterprises Project Phase II	Government of United States of America	Bilateral	GOK	29/12/1983	14/12/2027	11,478,267	USD	1,957,383.26	Rescheduled/BR	Rescheduled/BR	Fully Drawn	Non-governmental Organization	To increase rural production employment and income with a purpose to establish and exoand rural private enterprises in kenya	Closed	National wide	-	2.00	-	USD 9,219,798.12 in 60 Annuity starting 14/06/1998 AND USD 94,409.16 in 1 Other Repayments starting 14/12/1997
1983016_1	Rural Private Enterprises Project Phase I	Government of United States of America	Bilateral	GOK	25/08/1983	17/08/2027	10,438,370	USD	2,182,731.44	10,438,370	100.0%	Fully Drawn	Non-governmental Organization	To increase rural production employment and income with a purpose to establish and exoand rural private enterprises in kenya	Closed	National wide	-	2.00	-	USD 11,482,422.00 in 60 Annuity starting 17/02/1998 AND USD 117,578.00 in 1 Other Repayments starting 17/08/1997
1983011_1	National Extension Project.	International Fund For Agricultural Dev.	Multilateral	GOK	09/11/1983	01/03/2033	4,630,192	XDR	1,215,449.03	4,630,192	100.0%	Fully Drawn			Closed		-	1.00	-	XDR 57,909.03 in 1 Other Repayments starting 01/03/2033 AND XDR 4,572,283.00 in 79 Equal Repayments starting 01/03/1994
1983008_1	Secondry Town Project.	International Development Association	Multilateral	GOK	22/09/1983	15/03/2033	12,699,168	XDR	3,809,787.50	12,699,168	100.0%	Fully Drawn		The project financed Baringo Pilot Semi Arid Area development	Closed	Baringo	-	0.75	-	XDR 190,534.50 in 1 Other Repayments starting 15/03/2033 AND XDR 11,238,733.00 in 59 Equal Repayments starting 15/09/2003 AND XDR 1,269,900.00 in 20 Equal Repayments starting 15/09/1993
1983007_1	National Extension Project	International Development Association	Multilateral	GOK	22/09/1983	01/09/2033	12,183,774	XDR	3,655,173.65	12,183,774	100.0%	Fully Drawn		The project financed Baringo Pilot Semi Arid Area development	Closed	Baringo	-	0.75	-	XDR 53.60 in 1 Equal Repayments starting 01/09/2033 AND XDR 10,965,360.00 in 60 Equal Repayments starting 01/09/2003 AND XDR 1,218,360.00 in 20 Equal Repayments starting 01/09/1993
1983002_1	Cotton Processing and Marketing Project.	International Development Association	Multilateral	GOK	01/03/1983	15/08/2032	17,034,705	XDR	4,343,947.85	17,034,705	100.0%	Fully Drawn		The project financed Baringo Pilot Semi Arid Area development	Closed	Baringo	-	0.75	-	XDR 255,643.00 in 1 Other Repayments starting 15/08/2032 AND XDR 15,075,621.00 in 59 Equal Repayments starting 15/08/2002 AND XDR 1,703,440.00 in 20 Equal Repayments starting 15/08/1992
1982035_1	Integrated Rural Health Family Planning Project	International Development Association	Multilateral	GOK	27/08/1982	01/04/2032	19,751,822	XDR	5,330,997.69	19,751,822	100.0%	Fully Drawn		The project financed Baringo Pilot Semi Arid Area development	Closed	Baringo	-	0.75	-	XDR 296,226.68 in 1 Other Repayments starting 01/04/2032 AND XDR 17,473,617.00 in 59 Equal Repayments starting 01/10/2002 AND XDR 1,776,978.00 in 18 Equal Repayments starting 01/10/1993 AND XDR 205,000.00 in 2 Equal Repayments starting 01/10/1992
1982029_1	Agricultural Technical Assistance Project	International Development Association	Multilateral	GOK	21/07/1982	01/03/2032	5,400,000	XDR	1,458,000.00	Rescheduled/BR	Rescheduled/BR	Fully Drawn		The project financed Baringo Pilot Semi Arid Area development	Closed	Baringo	-	0.75	-	XDR 4,860,000.00 in 60 Equal Repayments starting 01/09/2002 AND XDR 540,000.00 in 20 Equal Repayments starting 01/09/1992
1982010_1	Second Structural Adjstment Credit	International Development Association	Multilateral	GOK	21/07/1982	01/04/2032	62,900,000	XDR	16,983,000.00	Rescheduled/BR	Rescheduled/BR	Fully Drawn		The project financed Baringo Pilot Semi Arid Area development	Closed	Baringo	-	0.75	-	XDR 56,610,000.00 in 60 Equal Repayments starting 01/10/2002 AND XDR 6,290,000.00 in 20 Equal Repayments starting 01/10/1992
1982002_1	Third Forestry Project	International Development Association	Multilateral	GOK	27/08/1982	01/03/2032	13,600,000	XDR	3,672,000.00	13,600,000	100.0%	Fully Drawn		The project financed Baringo Pilot Semi Arid Area development	Closed	Baringo	-	0.75	-	XDR 12,240,000.00 in 60 Equal Repayments starting 01/09/2002 AND XDR 1,360,000.00 in 20 Equal Repayments starting 01/09/1992
1981034_1	Ndia Water Supply Project	African Development Fund	Multilateral	GOK	30/12/1981	01/07/2031	6,316,818	USD	1,516,036.38	Rescheduled/BR	Rescheduled/BR	Fully Drawn	Ministry of Water Development	Supply of water in Ndia area	Completed	Kirinyanga	-	0.75	-	USD 5,685,136.30 in 60 Equal Repayments starting 01/01/2002 AND USD 631,681.80 in 20 Equal Repayments starting 01/01/1992
1981004_1	Fifth Education Project	International Development Association	Multilateral	GOK	07/05/1981	01/08/2031	30,398,030	XDR	6,837,318.30	30,398,030	100.0%	Fully Drawn		The project financed Baringo Pilot Semi Arid Area development	Closed	Baringo	-	0.75	-	XDR 48.30 in 1 Other Repayments starting 30/07/2031 AND XDR 27,349,080.00 in 60 Equal Repayments starting 01/08/2001 AND XDR 2,734,902.00 in 18 Equal Repayments starting 01/08/1992 AND XDR 314,000.00 in 2 Equal Repayments starting 01/08/1991
1981002_1	Fourth Agricultural Project	International Development Association	Multilateral	GOK	10/12/1981	01/02/2031	8,200,000	XDR	1,845,000.00	8,200,000	100.0%	Fully Drawn		The project financed Baringo Pilot Semi Arid Area development	Closed	Baringo	-	0.75	-	XDR 7,380,000.00 in 60 Equal Repayments starting 01/08/2001 AND XDR 820,000.00 in 20 Equal Repayments starting 01/08/1991
1980033_1	Special Action Credit	International Development Association	Multilateral	GOK	10/04/1980	01/11/2029	2,101,400	GBP	463,358.70	Rescheduled/BR	Rescheduled/BR	Fully Drawn		The project financed Baringo Pilot Semi Arid Area development	Closed	Baringo	-	0.75	-	GBP 126,084.00 in 4 Equal Repayments starting 01/05/2028 AND GBP 34,673.10 in 1 Equal Repayments starting 01/11/2027 AND GBP 340,426.80 in 9 Equal Repayments starting 01/05/2023 AND GBP 34,673.10 in 1 Equal Repayments starting 01/11/2022 AND GBP 31,521.00 in 1 Equal Repayments starting 01/05/2022 AND GBP 1,323,882.00 in 42 Equal Repayments starting 01/05/2000 AND GBP 210,140.00 in 20 Equal Repayments starting 01/05/1990
1980031_1	Special Action Credit	International Development Association	Multilateral	GOK	10/04/1980	01/11/2029	6,894,321	EUR	1,659,149.83	6,894,321	100.0%	Fully Drawn		The project financed Baringo Pilot Semi Arid Area development	Closed	Baringo	-	1.50	-	Various Unequal repayments
1980026_1	Special Action Credit	International Development Association	Multilateral	GOK	10/04/1980	01/11/2029	2,134,000	DKK	470,547.00	Rescheduled/BR	Rescheduled/BR	Fully Drawn		The project financed Baringo Pilot Semi Arid Area development	Closed	Baringo	-	0.75	-	DKK 128,040.00 in 4 Equal Repayments starting 01/05/2028 AND DKK 35,211.00 in 1 Equal Repayments starting 01/11/2027 AND DKK 345,708.00 in 9 Equal Repayments starting 01/05/2023 AND DKK 35,211.00 in 1 Equal Repayments starting 01/11/2022 AND DKK 32,010.00 in 1 Equal Repayments starting 01/05/2022 AND DKK 1,344,420.00 in 42 Equal Repayments starting 01/05/2000 AND DKK 213,400.00 in 20 Equal Repayments starting 01/05/1990
1980022_1	Second Intergrated Agricultural Development Project	International Development Association	Multilateral	GOK	23/04/1980	15/08/2029	5,333,595	USD	960,110.72	5,333,595	100.0%	Fully Drawn		The project financed Baringo Pilot Semi Arid Area development	Closed	Baringo	-	0.75	-	USD 80,077.72 in 1 Other Repayments starting 15/08/2029 AND USD 4,720,177.00 in 59 Equal Repayments starting 15/02/2000 AND USD 533,340.00 in 20 Equal Repayments starting 15/02/1990
1980011_1	IDA - Fisheries Project.	International Development Association	Multilateral	GOK	14/07/1980	15/02/2030	227,199	USD	44,370.61	227,199	100.0%	Fully Drawn		The project financed Baringo Pilot Semi Arid Area development	Closed	Baringo	-	0.75	-	USD 3,486.00 in 1 Other Repayments starting 15/02/2030 AND USD 201,013.00 in 59 Equal Repayments starting 15/08/2000 AND USD 22,700.00 in 20 Equal Repayments starting 15/08/1990

LOAN #	LOAN TITLE	CREDITOR NAME	CREDITOR CATEGORY	BORROWER	AGREEMENT DATE	MATURITY DATE	REVISED FINANCIAL AMOUNT (Tranche)	CURR	PRINCIPLE BALANCE AS AT 31/08/2023 (FX)	DRAWN AMOUNT	DISBURSEMENT RATE	UNDRAWN AMOUNT	IMPLEMENTING AGENCY	PROJECT DESCRIPTION	PROJECT IMPLEMENTATION STATUS	COUNTY	COMMITMENT FEES SIINCE 2012 (KSHS)	Fixed Interest Rate	Variable (Margin) Interest Rate	No. Principal Repayments
1980010_1	Export Promotion Technical Project	International Development Association	Multilateral	GOK	14/07/1980	15/01/2030	759,679	USD	148,154.00	Rescheduled/BR	Rescheduled/BR	Fully Drawn		The project financed Baringo Pilot Semi Arid Area development	Closed	Baringo	-	0.75	-	USD 11,413.70 in 1 Other Repayments starting 15/01/2030 AND USD 672,305.00 in 59 Equal Repayments starting 15/07/2000 AND USD 75,960.00 in 20 Equal Repayments starting 15/07/1990
1980008_1	Structural Adjustment Credit	International Development Association	Multilateral	GOK	10/04/1980	01/10/2029	55,000,000	USD	10,725,000.00	Rescheduled/BR	Rescheduled/BR	Fully Drawn		The project financed Baringo Pilot Semi Arid Area development	Closed	Baringo	-	0.75	-	USD 49,500,000.00 in 60 Equal Repayments starting 01/04/2000 AND USD 5,500,000.00 in 20 Equal Repayments starting 01/04/1990
1980006_1	Baringo Pilot Semi Arid Area Project	International Development Association	Multilateral	GOK	12/03/1980	15/07/2029	4,000,000	USD	720,048.25	4,000,000	100.0%	Fully Drawn		The project financed Baringo Pilot Semi Arid Area development	Closed		-	0.75	-	USD 60.00 in 1 Equal Repayments starting 15/07/2029 AND USD 3,599,940.00 in 60 Equal Repayments starting 15/01/2000 AND USD 400,000.00 in 20 Equal Repayments starting 15/01/1990
1979011_1	Nyeri Sewerage and Nanyuki Water Supply and Sewage	African Development Fund	Multilateral	GOK	19/09/1979	01/07/2029	401,172	GBP	72,210.96	Rescheduled/BR	Rescheduled/BR	Fully Drawn	Ministry of Local Government	The project aims to augment the capacity of the water supply and waste water systems in Nanyuki and waste water alone in Nyeri inorder to meet the growing needs of the communities	Completed	Nanyuki Nyeri	-	0.75	-	GBP 361,054.78 in 60 Equal Repayments starting 01/01/2000 AND GBP 40,117.17 in 19 Equal Repayments starting 01/07/1990
1979010_1	Nyeri Sewerage and Nanyuki Water Supply Sewage	African Development Fund	Multilateral	GOK	19/09/1979	01/07/2029	7,498,425	USD	1,340,239.38	Rescheduled/BR	Rescheduled/BR	Fully Drawn	Ministry of Local Government	The project aims to augment the capacity of the water supply and waste water systems in Nanyuki and waste water alone in Nyeri inorder to meet the growing needs of the communities	Completed	Nanyuki Nyeri	-	0.75	-	Various Unequal repayments
1979007_1	Small Holder Coffee Improvement Project	International Development Association	Multilateral	GOK	11/06/1979	15/05/2029	10,497,102	USD	1,889,581.90	10,497,102	100.0%	Fully Drawn		The project financed Small Holder Coffee Improvement	Closed		-	0.75	-	USD 157,576.90 in 1 Other Repayments starting 15/05/2029 AND USD 9,289,845.00 in 59 Equal Repayments starting 15/11/1999 AND USD 1,049,680.00 in 20 Equal Repayments starting 15/11/1989
1979005_1	Second Integrated Agricultural Development Project	International Fund For Agricultural Dev.	Multilateral	GOK	21/12/1979	15/08/2029	1,998,862	XDR	297,118.43	1,998,862	100.0%	Fully Drawn			Closed		-	0.75	-	XDR 1,931,358.00 in 78 Equal Repayments starting 15/02/1991 AND XDR 33,750.00 in 1 Other Repayments starting 15/08/1990 AND XDR 33,750.00 in 1 Other Repayments starting 15/02/1990
1978031_1	Narok Agricultural Development Project	International Development Association	Multilateral	GOK	20/12/1978	15/11/2028	3,199,713	USD	527,997.71	Rescheduled/BR	Rescheduled/BR	Fully Drawn		The project financed Agricultural Development in Narok	Closed	Narok	-	0.75	-	USD 48,047.71 in 1 Other Repayments starting 15/11/2028 AND USD 2,831,705.00 in 59 Equal Repayments starting 15/05/1999 AND USD 319,960.00 in 20 Equal Repayments starting 15/05/1989
1978022_1	IDA Second Urban Project	International Development Association	Multilateral	GOK	05/05/1978	15/03/2028	25,000,000	USD	3,750,000.00	Rescheduled/BR	Rescheduled/BR	Fully Drawn		The project financed Urban development	Closed		-	0.75	-	USD 22,500,000.00 in 60 Equal Repayments starting 15/09/1998 AND USD 2,500,000.00 in 20 Equal Repayments starting 15/09/1988
1978019_1	Fourth Education Project	International Development Association	Multilateral	GOK	07/06/1978	15/03/2028	19,173,514	USD	2,876,074.12	Rescheduled/BR	Rescheduled/BR	Fully Drawn		The project financed Education	Closed		-	0.75	-	USD 287,656.12 in 1 Other Repayments starting 15/03/2028 AND USD 16,968,518.00 in 59 Equal Repayments starting 15/09/1998 AND USD 1,917,340.00 in 20 Equal Repayments starting 15/09/1988
1977019_1	Small Scale Industry Project	International Development Association	Multilateral	GOK	28/11/1977	01/10/2027	5,066,968	USD	684,084.49	Rescheduled/BR	Rescheduled/BR	Fully Drawn		The project finaced Population studies	Closed		-	0.75	-	USD 76,054.00 in 1 Other Repayments starting 01/10/2027 AND USD 4,484,236.00 in 59 Equal Repayments starting 01/04/1998 AND USD 506,680.00 in 20 Equal Repayments starting 01/04/1988
1977010_1	Bura Irrigation Settlement Project	International Development Association	Multilateral	GOK	22/06/1977	15/05/2027	6,000,000	USD	720,000.00	Rescheduled/BR	Rescheduled/BR	Fully Drawn		The project finaced Population studies	Closed		-	0.75	-	USD 5,400,000.00 in 60 Equal Repayments starting 15/11/1997 AND USD 600,000.00 in 20 Equal Repayments starting 15/11/1987
1977006_1	Third Agricultural Credit Project	International Development Association	Multilateral	GOK	15/04/1977	15/03/2027	18,651,621	USD	2,238,020.67	Rescheduled/BR	Rescheduled/BR	Fully Drawn		The project finaced Population studies	Closed		-	0.75	-	USD 279,420.67 in 1 Other Repayments starting 15/03/2027 AND USD 16,508,200.00 in 59 Equal Repayments starting 15/09/1997 AND USD 1,864,000.00 in 20 Equal Repayments starting 15/09/1987
1976007_1	Rural Access Roads Project	International Development Association	Multilateral	GOK	09/07/1976	15/03/2026	4,000,000	USD	360,000.00	Rescheduled/BR	Rescheduled/BR	Fully Drawn		The project finaced Population studies	Closed		-	0.75	-	USD 3,600,000.00 in 60 Equal Repayments starting 15/09/1996 AND USD 400,000.00 in 20 Equal Repayments starting 15/09/1986
1976006_1	Intergrated Agriculture Development Project	International Development Association	Multilateral	GOK	09/07/1976	15/07/2025	6,666,074	USD	496,074.09	Rescheduled/BR	Rescheduled/BR	Fully Drawn		The project finaced Population studies	Closed		-	0.75	-	USD 96,074.09 in 1 Other Repayments starting 15/07/2025 AND USD 5,900,000.00 in 59 Equal Repayments starting 15/07/1996 AND USD 670,000.00 in 20 Equal Repayments starting 15/07/1986
1975018_1	Second Forestry Plantation Project	International Development Association	Multilateral	GOK	27/06/1975	01/04/2025	10,000,000	USD	600,000.00	Rescheduled/BR	Rescheduled/BR	Fully Drawn		The project finaced Population studies	Closed		-	0.75	-	USD 9,000,000.00 in 60 Equal Repayments starting 01/10/1995 AND USD 1,000,000.00 in 20 Equal Repayments starting 01/10/1985
1975005_1	Site And Services Project - Dandora	International Development Association	Multilateral	GOK	06/05/1975	15/04/2025	8,000,000	USD	480,000.00	Rescheduled/BR	Rescheduled/BR	Fully Drawn		The project finaced Population studies	Closed		-	0.75	-	USD 7,200,000.00 in 60 Equal Repayments starting 15/10/1995 AND USD 800,000.00 in 20 Equal Repayments starting 15/10/1985
1975002_1	Group Farm Rehabilitation Project	International Development Association	Multilateral	GOK	26/03/1975	01/02/2025	5,172,235	USD	232,784.00	Rescheduled/BR	Rescheduled/BR	Fully Drawn		The project finaced Population studies	Closed		-	0.75	-	USD 77,618.00 in 1 Other Repayments starting 01/02/2025 AND USD 4,577,397.00 in 59 Equal Repayments starting 01/08/1995 AND USD 517,220.00 in 20 Equal Repayments starting 01/08/1985
1974003_1	Second Livestock Development Project	International Development Association	Multilateral	GOK	05/06/1974	01/02/2024	12,480,800	USD	186,890.00	Rescheduled/BR	Rescheduled/BR	Fully Drawn		The project finaced Population studies	Closed		-	0.75	-	USD 186,890.00 in 1 Other Repayments starting 01/02/2024 AND USD 11,023,147.00 in 59 Equal Repayments starting 01/08/1994 AND USD 1,183,263.00 in 19 Equal Repayments starting 01/02/1985 AND USD 87,500.00 in 1 Other Repayments starting 01/08/1984
1974002_1	Population Project	International Development Association	Multilateral	GOK	01/04/1974	01/02/2024	12,000,000	USD	180,000.00	Rescheduled/BR	Rescheduled/BR	Fully Drawn		The project finaced Population studies	Closed		-	0.75	-	USD 10,800,000.00 in 60 Equal Repayments starting 01/08/1994 AND USD 1,200,000.00 in 20 Equal Repayments starting 01/08/1984

LOAN #	LOAN TITLE	CREDITOR NAME	CREDITOR CATEGORY	BORROWER	AGREEMENT DATE	MATURITY DATE	REVIS... FINANC... AMOUNT (Tranche)	...R	PRINCIPLE BALANCE AS AT 31/08/2023 (FX)	DRAWN AMOUNT	DISBURSEMENT RATE	UNDRAWN AMOUNT	IMPLEMENTING AGENCY	PROJ... ...TION	PROJECT IMPLEMENTATION STATUS	COUNTY	COMMITMENT FEES SIINCE 2012 (KSHS)	Fixed Interest Rate	Variable (Margin) Interest Rate	No. Principal Repayments

Central Government Debt

Instrument Id	Instrument Currency Code	Creditor Name	Creditor Category	Instrument Title	Agreement Date	Maturity Date	Agreement Structure	Borrower Name	Disbursed Oustanding Debt
1974002	USD	International Development Association	Multilateral	Population Project	01/04/1974	01/02/2024	Standard Loan	Government of Kenya	28,935,180
1974003	USD	International Development Association	Multilateral	Second Livestock Development Project	05/06/1974	01/02/2024	Standard Loan	Government of Kenya	30,042,754
1975002	USD	International Development Association	Multilateral	Group Farm Rehabilitation Project	26/03/1975	01/02/2025	Standard Loan	Government of Kenya	37,420,261
1975005	USD	International Development Association	Multilateral	Site And Services Project - Dandora	06/05/1975	15/04/2025	Standard Loan	Government of Kenya	57,870,360
1975018	USD	International Development Association	Multilateral	Second Forestry Plantation Project.	27/06/1975	01/04/2025	Standard Loan	Government of Kenya	72,337,950
1976006	USD	International Development Association	Multilateral	Intergrated Agriculture Development Project	09/07/1976	15/07/2025	Standard Loan	Government of Kenya	63,669,306
1976007	USD	International Development Association	Multilateral	Rural Access Roads Project	09/07/1976	15/03/2026	Standard Loan	Government of Kenya	48,225,300
1977006	USD	International Development Association	Multilateral	Third Agricultural Credit Project	15/04/1977	15/03/2027	Standard Loan	Government of Kenya	314,785,931
1977010	USD	International Development Association	Multilateral	Bura Irrigation Settlement Project	22/06/1977	15/05/2027	Standard Loan	Government of Kenya	101,273,130
1977019	USD	International Development Association	Multilateral	Small Scale Industry Project	28/11/1977	01/10/2027	Standard Loan	Government of Kenya	97,749,790
1978019	USD	International Development Association	Multilateral	Fourth Education Project	07/06/1978	15/03/2028	Standard Loan	Government of Kenya	416,099,482
1978022	USD	International Development Association	Multilateral	IDA Second Urban Project	05/05/1978	15/03/2028	Standard Loan	Government of Kenya	542,534,625
1978031	USD	International Development Association	Multilateral	Narok Agricultural Development Project	20/12/1978	15/11/2028	Standard Loan	Government of Kenya	77,160,916
1979005	XDR	International Fund For Agricultural Dev.	Multilateral	Second Integrated Agricultural Development Project	21/12/1979	15/08/2029	Standard Loan	Government of Kenya	63,403,730
1979007	USD	International Development Association	Multilateral	Small Holder Coffee Improvement Project	11/06/1979	15/05/2029	Standard Loan	Government of Kenya	278,441,131
1979010	USD	African Development Fund	Multilateral	Nyeri Sewerage and Nanyuki Water Supply Sewage	19/09/1979	01/07/2029	Standard Loan	Government of Kenya	197,491,163
1979011	GBP	African Development Fund	Multilateral	Nyeri Sewerage and Nanyuki Water Supply and Sewage	19/09/1979	01/07/2029	Standard Loan	Government of Kenya	13,489,688
1980006	USD	International Development Association	Multilateral	Baringo Pilot Semi Arid Area Project	12/03/1980	15/07/2029	Standard Loan	Government of Kenya	106,103,537
1980008	USD	International Development Association	Multilateral	Structural Adjustment Credit	10/04/1980	01/10/2029	Standard Loan	Government of Kenya	1,591,434,900
1980010	USD	International Development Association	Multilateral	Export Promotion Technical Project	14/07/1980	15/01/2030	Standard Loan	Government of Kenya	21,984,146
1980011	USD	International Development Association	Multilateral	IDA - Fisheries Project.	14/07/1980	15/02/2030	Standard Loan	Government of Kenya	7,132,657
1980022	USD	International Development Association	Multilateral	Second Intergrated Agricultural Development Project	23/04/1980	15/08/2029	Standard Loan	Government of Kenya	154,338,758
1980026	DKK	International Development Association	Multilateral	Special Action Credit 1980026	10/04/1980	01/11/2029	Standard Loan	Government of Kenya	10,083,913
1980031	EUR	International Development Association	Multilateral	Special Action Credit 1980031	10/04/1980	01/11/2029	Standard Loan	Government of Kenya	265,047,090
1980033	GBP	International Development Association	Multilateral	Special Action Credit 1980033	10/04/1980	01/11/2029	Standard Loan	Government of Kenya	86,720,366
1981002	XDR	International Development Association	Multilateral	Fourth Agricultural Project	10/12/1981	01/02/2031	Standard Loan	Government of Kenya	393,697,170
1981004	XDR	International Development Association	Multilateral	Fifth Education Project	07/05/1981	01/08/2031	Standard Loan	Government of Kenya	1,458,988,003
1981034	USD	African Development Fund	Multilateral	Ndia Water Supply Project	30/12/1981	01/07/2031	Standard Loan	Government of Kenya	228,472,837
1982002	XDR	International Development Association	Multilateral	Third Forestry Project 1982	27/08/1982	01/03/2032	Standard Loan	Government of Kenya	740,022,648
1982010	XDR	International Development Association	Multilateral	Second Structural Adjstment Credit	21/07/1982	01/04/2032	Standard Loan	Government of Kenya	3,422,604,747
1982029	XDR	International Development Association	Multilateral	Agricultural Technical Assistance Project	21/07/1982	01/03/2032	Standard Loan	Government of Kenya	293,832,522
1982035	XDR	International Development Association	Multilateral	Integrated Rural Health Family Planning Project	27/08/1982	01/04/2032	Standard Loan	Government of Kenya	1,074,363,233
1983002	XDR	International Development Association	Multilateral	Cotton Processing and Marketing Project.	01/03/1983	15/08/2032	Standard Loan	Government of Kenya	926,937,656
1983007	XDR	International Development Association	Multilateral	National Extension Project	22/09/1983	01/09/2033	Standard Loan	Government of Kenya	740,965,313
1983008	XDR	International Development Association	Multilateral	Secondry Town Project.	22/09/1983	15/03/2033	Standard Loan	Government of Kenya	772,308,056
1983011	XDR	International Fund For Agricultural Dev.	Multilateral	National Extension Project.	09/11/1983	01/03/2033	Standard Loan	Government of Kenya	247,009,665
1983016	USD	Government of United States of America	Bilateral	Rural Private Enterprises Project Phase I	25/08/1983	17/08/2027	Standard Loan	Government of Kenya	350,876,260
1983017	USD	Government of United States of America	Bilateral	Rural Private Enterprises Project Phase II	29/12/1983	14/12/2027	Standard Loan	Government of Kenya	281,735,709
1983020	JPY	African Development Fund	Multilateral	Muranga-Kisii-Bungoma Sewerage Project 1983020	01/02/1983	01/01/2033	Standard Loan	Government of Kenya	157,762,531
1983021	USD	African Development Fund	Multilateral	Muranga-Kisii-Bungoma Sewerage Project 1983021	01/02/1983	01/01/2033	Standard Loan	Government of Kenya	153,754,057
1983023	CHF	African Development Fund	Multilateral	Muranga-Kisii-Bungoma Sewerage Project 1983023	01/02/1983	01/01/2033	Standard Loan	Government of Kenya	16,115,842
1983025	USD	African Development Fund	Multilateral	Secondary Teacher Training College 1983025	11/05/1983	01/01/2033	Standard Loan	Government of Kenya	457,239,103
1983026	SEK	African Development Fund	Multilateral	Secondary Teacher Training College 1983026	11/05/1983	01/01/2033	Standard Loan	Government of Kenya	33,059,381
1983028	JPY	African Development Fund	Multilateral	Secondary Teacher Training College 1983028	11/05/1983	01/01/2033	Standard Loan	Government of Kenya	5,748,322
1983029	INR	African Development Fund	Multilateral	Secondary Teacher Training College 1983029	11/05/1983	01/01/2033	Standard Loan	Government of Kenya	154,906
1983030	GBP	African Development Fund	Multilateral	Secondary Teacher Training College 1983030	11/05/1983	01/01/2033	Standard Loan	Government of Kenya	12,592,414
1983034	CHF	African Development Fund	Multilateral	Secondary Teacher Training College 1983034	11/05/1983	01/01/2033	Standard Loan	Government of Kenya	61,588,564
1983035	CAD	African Development Fund	Multilateral	Secondary Teacher Training College 1983035	11/05/1983	01/01/2033	Standard Loan	Government of Kenya	12,850,391
1983038	CHF	African Development Fund	Multilateral	Mumias - Kakamega Road Project 1983038	11/08/1983	01/01/2034	Standard Loan	Government of Kenya	140,091,553
1983040	DKK	African Development Fund	Multilateral	Mumias - Kakamega Road Project 1983040	11/08/1983	01/07/2033	Standard Loan	Government of Kenya	16,712
1983041	GBP	African Development Fund	Multilateral	Mumias - Kakamega Road Project 1983041	11/08/1983	01/07/2033	Standard Loan	Government of Kenya	6,696,674
1983042	USD	African Development Fund	Multilateral	Mumias - Kakamega Road Project 1983042	11/08/1983	01/01/2034	Standard Loan	Government of Kenya	102,150,183
1983062	JPY	African Development Fund	Multilateral	Mumias - Kakamega Road Project 1983062	11/08/1983	01/07/2033	Standard Loan	Government of Kenya	14,267,076
1984002	EUR	European Economic Community	Multilateral	Rural Industrial Development Scheme	08/05/1984	31/05/2024	Standard Loan	Government of Kenya	1,477,172
1984006	XDR	International Development Association	Multilateral	Second Highway Sector Project	28/06/1984	01/02/2034	Standard Loan	Government of Kenya	2,404,814,779
1984013	USD	Government of United States of America	Bilateral	Agricultural Development Programme.	14/09/1984	14/08/2035	Standard Loan	Government of Kenya	319,972,523
1984014	XDR	International Development Association	Multilateral	Geothermal Exploration Project.	28/09/1984	01/01/2034	Standard Loan	Government of Kenya	1,478,765,070
1985002	XDR	International Development Association	Multilateral	Nairobi Third Water Supply Engineering Project	15/04/1985	15/02/2035	Standard Loan	Government of Kenya	453,680,875
1986003	XDR	International Development Association	Multilateral	Sixth Education Project	11/07/1986	15/02/2036	Standard Loan	Government of Kenya	2,800,691,250
1986004	XDR	International Fund For Agricultural Dev.	Multilateral	Animal Health Services Rehabilitation Programme	21/07/1986	01/02/2036	Standard Loan	Government of Kenya	395,744,265

1986006	XDR	International Development Association	Multilateral	Petroleum Exp.Technical Assistance.	11/07/1986	15/02/2036	Standard Loan	Government of Kenya	439,342,955
1986014	XDR	International Development Association	Multilateral	Second Small Scale Industry Credit Project	07/11/1986	15/08/2036	Standard Loan	Government of Kenya	94,048,266
1986016	USD	Government of United States of America	Bilateral	Agricultural Development Programme Phase II	14/08/1986	02/09/2027	Standard Loan	Government of Kenya	52,156,972
1986021	EUR	European Economic Community	Multilateral	Turbo - Webuye Road Project.	24/04/1986	15/04/2026	Standard Loan	Government of Kenya	142,242,509
1986023	CHF	African Development Fund	Multilateral	Rural Health Programme 1986023	27/01/1986	01/01/2036	Standard Loan	Government of Kenya	121,261,172
1986026	JPY	African Development Fund	Multilateral	Rural Health Programme 1986026	27/01/1986	01/01/2036	Standard Loan	Government of Kenya	49,227,168
1986027	USD	African Development Fund	Multilateral	Rural Health Programme 1986027	27/01/1986	01/01/2036	Standard Loan	Government of Kenya	412,637,010
1987003	XDR	International Development Association	Multilateral	Agricultural Sector Adjustment Credit. 1987003	10/02/1987	15/01/2036	Standard Loan	Government of Kenya	1,352,013,696
1987004	XDR	International Development Association	Multilateral	Agricultural Sector Management Project.	10/02/1987	15/08/2035	Standard Loan	Government of Kenya	791,229,492
1987005	XDR	International Development Association	Multilateral	Agricultural Sector Adjustment Credit. 1987005	10/02/1987	15/01/2036	Standard Loan	Government of Kenya	2,704,027,392
1987006	XDR	International Development Association	Multilateral	Animal Healh Services Project	06/03/1987	15/01/2037	Standard Loan	Government of Kenya	693,580,039
1987009	XDR	International Development Association	Multilateral	Second Railway Project	24/09/1987	15/02/2037	Standard Loan	Government of Kenya	1,698,864,332
1987013	EUR	European Economic Community	Multilateral	Tambach - Biretwo Road	03/03/1987	15/09/2026	Standard Loan	Government of Kenya	68,053,270
1987026	CHF	African Development Fund	Multilateral	West Kenya Rainfed Rice Development Project 1987026	28/01/1987	01/01/2037	Standard Loan	Government of Kenya	93,193,453
1987028	DKK	African Development Fund	Multilateral	West Kenya Rainfed Rice Development Project 1987028	28/01/1987	01/01/2037	Standard Loan	Government of Kenya	39,077,334
1987031	JPY	African Development Fund	Multilateral	West Kenya Rainfed Rice Development Project 1987031	28/01/1987	01/01/2037	Standard Loan	Government of Kenya	44,780,470
1987034	SEK	African Development Fund	Multilateral	West Kenya Rainfed Rice Devlopment Project	28/01/1987	01/01/2037	Standard Loan	Government of Kenya	5,323,246
1987035	USD	African Development Fund	Multilateral	West Kenya Rainfed Rice Development Project 1987035	28/01/1987	01/01/2037	Standard Loan	Government of Kenya	590,305,810
1988004	XDR	International Development Association	Multilateral	Industrial Sector Adjustment Credit 1988004	01/07/1988	15/02/2038	Standard Loan	Government of Kenya	668,324,952
1988005	EUR	European Economic Community	Multilateral	Rehabilitation of Kiganjo-Nanyuki Road	08/03/1988	01/12/2027	Standard Loan	Government of Kenya	280,262,414
1988006	SAR	Government of Saudi Arabia	Bilateral	The Support of Agriculture Sector Project	04/01/1988	15/07/2037	Standard Loan	Government of Kenya	217,002,038
1988024	EUR	European Economic Community	Multilateral	Northern Corridor Transport Programme	04/08/1988	15/07/2028	Standard Loan	Government of Kenya	596,353,247
1989016	XDR	International Development Association	Multilateral	Financial Sector Technical Assistance	12/07/1989	01/03/2024	Standard Loan	Government of Kenya	4,250,235
1989017	XDR	International Development Association	Multilateral	Third Nairobi Water Supply August 1989	15/08/1989	01/04/2024	Standard Loan	Government of Kenya	255,228,925
1989026	XDR	International Fund For Agricultural Dev.	Multilateral	Kwale and Kilifi District Developmnet Project	24/05/1989	15/07/2039	Standard Loan	Government of Kenya	221,117,242
1989028	XDR	International Development Association	Multilateral	Second Coffee Improvement Project	16/10/1989	15/07/2029	Standard Loan	Government of Kenya	1,537,574,802
1989066	JPY	African Development Fund	Multilateral	Industrial Sector Adjustment Loan-ISAP 1989066	21/04/1989	01/01/2039	Standard Loan	Government of Kenya	5,433,905
1989067	USD	African Development Fund	Multilateral	Industrial Sector Adjustment Loan-ISAP 1989067	21/04/1989	01/01/2039	Standard Loan	Government of Kenya	494,696,280
1989068	CHF	African Development Fund	Multilateral	Third Nairobi Water Supply Project -ADF 1989068	21/04/1989	01/01/2039	Standard Loan	Government of Kenya	107,900,907
1989070	DKK	African Development Fund	Multilateral	Third Nairobi Water Supply Project -ADF 1989070	21/04/1989	01/01/2039	Standard Loan	Government of Kenya	18,692,368
1989071	JPY	African Development Fund	Multilateral	Third Nairobi Water Supply Project -ADF 1989071	21/04/1989	01/01/2039	Standard Loan	Government of Kenya	93,108,209
1989072	USD	African Development Fund	Multilateral	Third Nairobi Water Supply Project -ADF 1989072	21/04/1989	01/01/2039	Standard Loan	Government of Kenya	967,734,311
1989074	CHF	African Development Fund	Multilateral	Thika-Makutano Road Project 1989074	21/04/1989	01/01/2039	Standard Loan	Government of Kenya	23,882,673
1989077	JPY	African Development Fund	Multilateral	Thika-Makutano Road Project 1989077	21/04/1989	01/01/2039	Standard Loan	Government of Kenya	221,179,112
1989079	USD	African Development Fund	Multilateral	Thika-Makutano Road Project 1989079	21/04/1989	01/01/2039	Standard Loan	Government of Kenya	672,278,011
1990003	XDR	International Development Association	Multilateral	Fourth Population Project	21/05/1990	15/03/2030	Standard Loan	Government of Kenya	1,157,700,173
1990004	XDR	International Development Association	Multilateral	Financial Parastatals Technical Assistance Project	18/06/1990	01/02/2030	Standard Loan	Government of Kenya	142,898,034
1991001	XDR	International Development Association	Multilateral	Forestry Development Project	21/02/1991	15/10/2030	Standard Loan	Government of Kenya	718,413,357
1991002	XDR	International Development Association	Multilateral	Second National Agricultural Extension Project 1991	21/02/1991	15/07/2030	Standard Loan	Government of Kenya	639,827,444
1991003	XDR	International Development Association	Multilateral	Second Agricultural Sector Adjustment Credit	21/02/1991	15/09/2030	Standard Loan	Government of Kenya	1,545,128,399
1991007	XDR	International Fund For Agricultural Dev.	Multilateral	Farmers Group and Community Support Project	29/05/1991	15/07/2040	Standard Loan	Government of Kenya	86,529,194
1991008	XDR	International Fund For Agricultural Dev.	Multilateral	Coast -ASAL- Development Project	29/05/1991	15/07/2040	Standard Loan	Government of Kenya	508,631,052
1991009	XDR	International Development Association	Multilateral	Education Sector Adjustment Credit	13/09/1991	15/03/2031	Standard Loan	Government of Kenya	9,208,672,830
1991014	XDR	International Development Association	Multilateral	Health Rehabilitation Project	11/12/1991	15/08/2031	Standard Loan	Government of Kenya	1,331,851,568
1991015	XDR	International Development Association	Multilateral	Universities Investment Project	11/12/1991	01/11/2031	Standard Loan	Government of Kenya	2,626,398,745
1991028	CHF	African Development Fund	Multilateral	Rural Roads Upgrading Project - ADF 1991028	03/02/1991	01/01/2041	Standard Loan	Government of Kenya	194,058,561
1991031	USD	African Development Fund	Multilateral	Rural Roads Upgrading Project - ADF 1991031	03/02/1991	01/01/2041	Standard Loan	Government of Kenya	1,729,498,655
1991038	CHF	African Development Fund	Multilateral	Ziwa-Kitale Road Project 1991038	28/11/1991	01/07/2041	Standard Loan	Government of Kenya	108,573,291
1991041	USD	African Development Fund	Multilateral	Ziwa-Kitale Road Project 1991041	28/11/1991	01/07/2041	Standard Loan	Government of Kenya	1,064,014,960
1991044	USD	African Development Fund	Multilateral	Agricultural Sector Adjustment Programme 1991044	28/11/1991	01/07/2041	Standard Loan	Government of Kenya	1,076,966,102
1991049	USD	African Development Fund	Multilateral	Nyayo Tea Zone Development Co-operation 1991049	28/11/1991	01/07/2041	Standard Loan	Government of Kenya	399,673,498
1991050	CHF	African Development Fund	Multilateral	Nyayo Tea Zone Development Co-operation 1991050	28/11/1991	01/07/2041	Standard Loan	Government of Kenya	67,615,237
1992002	XDR	International Development Association	Multilateral	Parastatal Reform and Privatization Technical Assistance Project	28/12/1992	01/09/2032	Standard Loan	Government of Kenya	1,163,044,325
1992003	XDR	International Development Association	Multilateral	Second Mombasa and Coastal Water Supply Project	13/03/1992	01/01/2032	Standard Loan	Government of Kenya	2,162,253,079
1992006	EUR	European Economic Community	Multilateral	Kericho - Sotik Road	02/07/1992	01/01/2032	Standard Loan	Government of Kenya	135,278,323
1992010	XDR	International Development Association	Multilateral	Protected Areas and Wildlife Services Project	30/03/1992	01/10/2031	Standard Loan	Government of Kenya	2,867,606,718
1993001	XDR	International Development Association	Multilateral	Second Agricultural Sector Management Project	01/03/1993	01/03/2032	Standard Loan	Government of Kenya	755,498,007
1993002	XDR	International Development Association	Multilateral	Emergency Drought Recovery Project	01/03/1993	15/02/2033	Standard Loan	Government of Kenya	1,054,158,671
1993012	USD	African Development Fund	Multilateral	Export Development Programme	17/11/1993	01/10/2043	Standard Loan	Government of Kenya	1,519,974,650
1993013	USD	African Development Fund	Multilateral	Education Phase II Project 1993013	17/11/1993	01/07/2043	Standard Loan	Government of Kenya	8,808,028
1993017	CHF	African Development Fund	Multilateral	Livestock Project 1993017	17/11/1993	01/07/2043	Standard Loan	Government of Kenya	208,027,843
1993021	USD	African Development Fund	Multilateral	Livestock Project 1993021	17/11/1993	01/07/2043	Standard Loan	Government of Kenya	92,746,243

1994001	XDR	International Fund For Agricultural Dev.	Multilateral	Eastern Province Horticultural and Trade Food Crops Project	15/02/1994	15/07/2043	Standard Loan	Government of Kenya	639,440,707
1994002	XDR	International Development Association	Multilateral	Micro and Small Enterprise Training Project	25/05/1994	01/03/2034	Standard Loan	Government of Kenya	756,157,113
1995001	XDR	International Development Association	Multilateral	Civil Service Reform Programme	30/01/1995	01/02/2034	Standard Loan	Government of Kenya	1,189,132,274
1995010	XDR	International Development Association	Multilateral	Sexually Transmitted Infections Project.	22/05/1995	01/02/2035	Standard Loan	Government of Kenya	2,628,226,744
1995011	USD	African Development Fund	Multilateral	Horticulture and Traditional Food crops Project	23/05/1995	01/03/2045	Standard Loan	Government of Kenya	30,800,641
1996001	XDR	International Development Association	Multilateral	Urban Transport Infrastructure Project.	13/02/1996	01/08/2035	Standard Loan	Government of Kenya	5,979,072,837
1996002	XDR	International Development Association	Multilateral	Nairobi- Mombasa Road Rehab.Project.	13/02/1996	01/09/2035	Standard Loan	Government of Kenya	3,203,969,189
1996003	XDR	International Development Association	Multilateral	Arid Lands Resource Management Project.	13/02/1996	01/08/2035	Standard Loan	Government of Kenya	1,489,447,277
1996005	XDR	International Development Association	Multilateral	Structural Adjustment Credit Progromme - IDA Reflow	20/06/1996	01/04/2040	Standard Loan	Government of Kenya	5,910,799,669
1996006	XDR	International Development Association	Multilateral	Lake Victoria Environmental Management project	10/09/1996	01/03/2036	Standard Loan	Government of Kenya	638,000,546
1996008	XDR	International Fund For Agricultural Dev.	Multilateral	Second National Agricultural Extension Project 1996	16/09/1996	15/04/2036	Standard Loan	Government of Kenya	45,388,950
1997002	XDR	International Development Association	Multilateral	National Agricultural Research Project- Phase II	25/02/1997	15/12/2036	Standard Loan	Government of Kenya	3,040,323,730
1997003	XDR	International Development Association	Multilateral	Early Childhood Development Project.	07/05/1997	01/02/2037	Standard Loan	Government of Kenya	1,697,597,306
1998005	XDR	International Development Association	Multilateral	Energy Sector Reform and Power Developmernt Project	03/04/1998	01/04/2037	Standard Loan	Government of Kenya	9,230,777,198
1998009	XDR	International Development Association	Multilateral	El Nino Emergency Project	13/08/1998	01/04/2038	Standard Loan	Government of Kenya	3,393,532,330
1998019	CHF	African Development Fund	Multilateral	Rural Health Project - Phase II 1998019	20/07/1998	01/04/2048	Standard Loan	Government of Kenya	54,698,619
1998024	USD	Instituto De Credito:Kingdom Of Spain.	Bilateral	Medical Equipment Supply - Loan Two	05/08/1998	23/09/2028	Standard Loan	Government of Kenya	216,776,625
1998027	USD	Instituto De Credito:Kingdom Of Spain.	Bilateral	Rural Electrification Project-Bilateral Loan-Phase I	05/08/1998	23/09/2028	Standard Loan	Government of Kenya	198,701,193
1999007	EUR	African Development Fund	Multilateral	Rehabuilitation of El Nino damaged Infrastructure	29/01/1999	01/09/2048	Standard Loan	Government of Kenya	982,146,513
1999009	EUR	African Development Fund	Multilateral	Muranga-Kisii-Bungoma Sewerage Project 1999	01/05/1999	01/01/2033	Standard Loan	Government of Kenya	301,830,070
1999010	USD	African Development Fund	Multilateral	Rehab of El Nino Damaged Infrastructure	29/01/1999	01/09/2048	Standard Loan	Government of Kenya	381,879,079
1999012	EUR	African Development Fund	Multilateral	Secondary Teacher Training College 1999	29/09/1999	01/01/2033	Standard Loan	Government of Kenya	48,686,227
1999013	EUR	African Development Fund	Multilateral	West Kenya Rainfed Rice Development Project 1999	06/01/1999	01/01/2037	Standard Loan	Government of Kenya	403,490,176
1999014	EUR	African Development Fund	Multilateral	Nyayo Tea Zone Development Co-operation 1999	07/05/1999	01/07/2041	Standard Loan	Government of Kenya	648,402,308
1999015	EUR	African Development Fund	Multilateral	Livestock Project 1999	04/10/1999	01/07/2043	Standard Loan	Government of Kenya	36,327,492
1999017	EUR	African Development Fund	Multilateral	Rural Health Project -Phase II	20/05/1999	01/04/2048	Standard Loan	Government of Kenya	674,390,174
1999202	EUR	Government of France	Bilateral	General - MTC,KAA, Aerodromes, KPA, OOP, Ministry of Lands and Housing	31/12/1999	30/06/2024	Standard Loan	Government of Kenya	290,842
2000005	EUR	Agence Francaise De Development	Bilateral	EL Nino Rehabilitation	04/07/2000	30/04/2025	Standard Loan	Government of Kenya	214,584,470
2000006	XDR	International Development Association	Multilateral	Economic and Public Sector Reform Credit	02/08/2000	01/05/2040	Standard Loan	Government of Kenya	11,189,327,443
2000007	XDR	International Development Association	Multilateral	HIV/AIDS Disaster Response Project	12/10/2000	01/09/2040	Standard Loan	Government of Kenya	5,477,265,155
2000008	XDR	International Development Association	Multilateral	Emergency Power Supply Project	27/10/2000	01/10/2040	Standard Loan	Government of Kenya	6,164,609,135
2000014	USD	Instituto De Credito:Kingdom Of Spain.	Bilateral	Medical Equipment Supply Phase III 2000014	11/10/2000	20/02/2031	Standard Loan	Government of Kenya	287,414,760
2001001	USD	Instituto De Credito:Kingdom Of Spain.	Bilateral	Rural Electrification Phase II-Spain	14/02/2001	01/06/2031	Standard Loan	Government of Kenya	319,370,935
2001003	XDR	International Fund For Agricultural Dev.	Multilateral	Central Kenya Dry Area Smallholder	27/02/2001	01/12/2040	Standard Loan	Government of Kenya	919,044,373
2001004	XDR	International Development Association	Multilateral	Decentralized HIV/AIDS and Reprodution Health	07/03/2001	01/07/2040	Standard Loan	Government of Kenya	3,456,793,501
2001005	XDR	International Development Association	Multilateral	Public Sector Management Technical Assistance Project	26/09/2001	01/06/2041	Standard Loan	Government of Kenya	1,452,029,965
2001006	XDR	International Development Association	Multilateral	Regional Trade Facilitation Project	06/08/2001	15/03/2041	Standard Loan	Government of Kenya	2,897,781,880
2001113	EUR	Govt of Fed. Republic of Germany - GTZ	Bilateral	Eldoret Water - Converted from DEM 1989013	31/12/2001	30/06/2039	Standard Loan	Government of Kenya	1,209,564,420
2001114	EUR	Govt of Fed. Republic of Germany - GTZ	Bilateral	Timboroa - Eldoret Road (Converted from DEM 1989012)	31/12/2001	30/06/2039	Standard Loan	Government of Kenya	937,412,380
2001115	EUR	Govt of Fed. Republic of Germany - GTZ	Bilateral	Commodity Aid XIV - Converted from DEM 1989006	31/12/2001	30/06/2039	Standard Loan	Government of Kenya	341,879,831
2001116	EUR	Govt of Fed. Republic of Germany - GTZ	Bilateral	Kericho Sanitation and Supporting Services - Converted from DEM 1990001	31/12/2001	30/12/2039	Standard Loan	Government of Kenya	387,060,590
2001117	EUR	Govt of Fed. Republic of Germany - GTZ	Bilateral	Road Gravelling Project Phase II Converted from DEM 1990021	31/12/2001	30/06/2040	Standard Loan	Government of Kenya	246,576,233
2001118	EUR	Govt of Fed. Republic of Germany - GTZ	Bilateral	Financial Sector Adjustment - Converted from DEM 1990020	31/12/2001	30/12/2029	Standard Loan	Government of Kenya	533,631,352
2001119	EUR	Govt of Fed. Republic of Germany - GTZ	Bilateral	Wholesale Market Mombasa - Converted from DEM 1991006	31/12/2001	30/12/2041	Standard Loan	Government of Kenya	54,398,514
2001120	EUR	Govt of Fed. Republic of Germany - GTZ	Bilateral	Agricultural Sector Adjustment Programme -Converted from DEM 1991016	31/12/2001	30/12/2031	Standard Loan	Government of Kenya	663,125,900
2001121	EUR	Govt of Fed. Republic of Germany - GTZ	Bilateral	Amala River-Narok Road - Converted from DEM 1995003	31/12/2001	31/12/2046	Standard Loan	Government of Kenya	1,822,983,929
2001122	EUR	Govt of Fed. Republic of Germany - GTZ	Bilateral	Olkaria Phase II Power Plant - Converted from DEM 1999005	31/12/2001	31/12/2039	Standard Loan	Government of Kenya	1,095,930,981
2001123	EUR	Govt of Fed. Republic of Germany - GTZ	Bilateral	Nyeri Sewerage	18/06/2001	30/06/2041	Standard Loan	Government of Kenya	919,891,505
2001124	EUR	Govt of Fed. Republic of Germany - GTZ	Bilateral	Timboroa - Eldoret Road - Converted from DEM 1989012	31/12/2001	31/12/2041	Standard Loan	Government of Kenya	282,367,738
2001126	EUR	Govt of Fed. Republic of Germany - GTZ	Bilateral	Road Maintenance Phase 1 - Converted from DEM 1997006	31/12/2001	31/12/2035	Standard Loan	Government of Kenya	528,630,325
2001127	EUR	Govt of Fed. Republic of Germany - GTZ	Bilateral	Water Supply Eldoret Enhancement - Converted from DEM 1995013	31/12/2001	30/06/2034	Standard Loan	Government of Kenya	213,096,806
2001128	EUR	Govt of Fed. Republic of Germany - GTZ	Bilateral	Rehab of Kenya Railways Locomotives - Converted from DEM 1998017	31/12/2001	30/06/2044	Standard Loan	Government of Kenya	361,531,169
2001129	EUR	Govt of Fed. Republic of Germany - GTZ	Bilateral	Sabaki	18/12/2001	30/06/2041	Standard Loan	Government of Kenya	254,087,177
2001458	EUR	Government of France	Bilateral	General (MTC,KAA,AERODROMES,KPA,OOP,M of lands & Housing) 2001458	31/12/2001	31/12/2025	Standard Loan	Government of Kenya	1,417,334
2001459	EUR	Government of France	Bilateral	General (MTC,KAA,AERODROMES,KPA,OOP,M of lands & Housing) 2001459	31/12/2001	30/09/2024	Standard Loan	Government of Kenya	851,305

2002005	CNY	Government of China	Bilateral	Shamakhokho-Kipsigak Road Project3	24/04/2002	01/01/2040	Standard Loan	Government of Kenya	1,576,621,169
2002007	USD	Sound Day Corporation	Suppliers Credits	Police Equipment - Addendum 3	14/06/2002	30/06/2022	Standard Loan	Government of Kenya	1,502,459,222
2002008	USD	LBA Systems	Suppliers Credits	Early Warning System for the MET Departm	07/06/2002	10/10/2022	Standard Loan	Government of Kenya	2,531,828,250
2002011	USD	APEX FINANCE CORPORATION	Suppliers Credits	Police Airwing Helicopters	12/07/2002	30/07/2022	Standard Loan	Government of Kenya	753,922,190
2002013	EUR	LBA Systems	Suppliers Credits	Prisons Department	19/11/2002	15/06/2007	Standard Loan	Government of Kenya	5,493,995,741
2002405	EUR	African Development Fund	Multilateral	Ndia Water Supply (Converted from ADF DEM 1981035)	31/12/2002	01/07/2031	Standard Loan	Government of Kenya	75,882,217
2002414	EUR	African Development Fund	Multilateral	Mumias - Kakamega Road Project (Converted from ADF FRF 1983061)	31/12/2002	01/07/2033	Standard Loan	Government of Kenya	146,480,835
2002417	EUR	African Development Fund	Multilateral	Rural Health Programme (Converted from ADF ITK 1986025)	31/12/2002	01/01/2036	Standard Loan	Government of Kenya	48,570,787
2002429	EUR	African Development Fund	Multilateral	Industrial Sector Adjustment Loan-ISAP (Converted from ITK 1989065 ADF)	31/12/2002	01/01/2039	Standard Loan	Government of Kenya	936,625,373
2002430	EUR	African Development Fund	Multilateral	Third Nairobi Water (Converted from DEM 1989069 ADF)	31/12/2002	01/07/2039	Standard Loan	Government of Kenya	226,568,808
2002433	EUR	African Development Fund	Multilateral	Thika-Makutano Road (Converted from DEM 1989075 ADF) 2002433	31/12/2002	01/01/2039	Standard Loan	Government of Kenya	141,488,714
2002435	EUR	African Development Fund	Multilateral	Rural Roads upgrading proj. (Converted from FRF 1991053 ADF)	31/12/2002	01/01/2041	Standard Loan	Government of Kenya	844,517,442
2002437	EUR	African Development Fund	Multilateral	Ziwa-Kitale Road (Converted from FRF 1991052 ADF)	31/12/2002	01/07/2041	Standard Loan	Government of Kenya	395,175,564
2002438	EUR	African Development Fund	Multilateral	Agricultural Sector Adjustment Prog. (Converted from FRF 1991042 ADF)	31/12/2002	01/07/2041	Standard Loan	Government of Kenya	400,032,666
2002441	EUR	African Development Fund	Multilateral	Export Development Programme (Converted from DEM 1993011 ADF)	31/12/2002	01/10/2043	Standard Loan	Government of Kenya	1,646,144,532
2002443	EUR	African Development Fund	Multilateral	Education II (Converted from FRF 1993015 ADF)	31/12/2002	01/07/2043	Standard Loan	Government of Kenya	8,218,897
2002445	EUR	African Development Fund	Multilateral	Third Nairobi Water-Supplementary Loan (Converted from DEM 1996021 ADF)	31/12/2002	01/10/2046	Standard Loan	Government of Kenya	501,817,125
2003001	XDR	International Fund For Agricultural Dev.	Multilateral	Mt.Kenya E. Pilot pj.for Nat. Res. Mngmt	26/02/2003	01/06/2043	Standard Loan	Government of Kenya	1,738,157,947
2003005	EUR	Govt of Fed. Republic of Germany - GTZ	Bilateral	Rehabilitation of Maai Mahiu-Narok RD 2003005	05/08/2003	30/06/2047	Standard Loan	Government of Kenya	2,265,406,646
2003010	EUR	Midland Finance & Securities Limited	Suppliers Credits	Administration Police	29/05/2003	29/10/2022	Standard Loan	Government of Kenya	7,499,624,252
2004001	XDR	International Fund For Agricultural Dev.	Multilateral	South Nyanza Community Devt. Project	17/03/2004	15/06/2044	Standard Loan	Government of Kenya	1,545,648,261
2004003	XDR	International Development Association	Multilateral	Northern Corridor Transport Improvement	25/06/2004	15/05/2044	Standard Loan	Government of Kenya	23,578,361,278
2004004	XDR	International Development Association	Multilateral	Agricultural Productivity Project	25/06/2004	15/05/2044	Standard Loan	Government of Kenya	3,111,167,880
2004005	XDR	International Development Association	Multilateral	Micro, Small and Medium Ent. Comp. Proj	04/08/2004	15/03/2044	Standard Loan	Government of Kenya	1,706,041,314
2004006	XDR	International Development Association	Multilateral	Energy Sector Recovery Project August 2004	04/08/2004	01/06/2044	Standard Loan	Government of Kenya	8,495,554,732
2004008	USD	Organisation of Petroleum Exp Countries	Multilateral	Rural Health Project III Sep 02, 2004	02/09/2004	15/09/2025	Standard Loan	Government of Kenya	100,604,496
2004010	EUR	Govt of Fed. Republic of Germany - GTZ	Bilateral	Geothermal Power Plant Olkaria IV-Invest	23/09/2004	30/06/2057	Standard Loan	Government of Kenya	1,385,711,993
2004011	EUR	Govt of Fed. Republic of Germany - GTZ	Bilateral	Water Supp. & sanitation Nzoia Cluster	23/09/2004	30/12/2046	Standard Loan	Government of Kenya	1,247,907,974
2004012	EUR	Govt of Fed. Republic of Germany - GTZ	Bilateral	Smallholder Irrigation Prg. Mt Kenya Reg	23/09/2004	31/12/2044	Standard Loan	Government of Kenya	395,559,344
2004013	EUR	Agence Francaise De Development	Bilateral	Kisumu Drinking Water Purification Proj.	08/09/2004	31/10/2024	Standard Loan	Government of Kenya	267,581,634
2004016	USD	Arab Bank For Econ.Dev.In Africa	Multilateral	Rehab & Dev of Irrigated land Hola Ph.1	02/12/2004	01/01/2033	Standard Loan	Government of Kenya	319,564,862
2004017	XDR	International Development Association	Multilateral	Financial & Legal Sector Tech. Assist.Pj	16/11/2004	01/09/2044	Standard Loan	Government of Kenya	1,951,918,333
2004022	EUR	Govt of Fed. Republic of Germany - GTZ	Bilateral	Water Sector Development-(Water Supply and Sanitation Programme Nzoia Cluster, Phase I)	23/09/2004	30/06/2044	Standard Loan	Government of Kenya	1,125,903,600
2004302	EUR	Government of Belgium	Bilateral	Paris Club Resch.2004 Belgium (ODA)	14/09/2004	01/07/2025	Standard Loan	Government of Kenya	6,791,477
2004305	EUR	Govt of Fed. Republic of Germany - GTZ	Bilateral	Paris Club Resch. 2004 Germany(ODA- KFW)	12/10/2004	30/06/2025	Standard Loan	Government of Kenya	228,571,679
2004306	DKK	Government of Denmark	Bilateral	Paris Club Resch. 2004 Denmark	24/06/2004	01/07/2025	Standard Loan	Government of Kenya	213,376,154
2004313	JPY	Government of Japan	Bilateral	Paris Club Rescheduling (Japan Ministry of Agriculture) Food Agency	15/01/2004	30/06/2025	Standard Loan	Government of Kenya	25,697,236
2004320	EUR	Nordic Development Fund	Multilateral	Energy Sector Recovery Project November 2004	30/11/2004	15/09/2044	Standard Loan	Government of Kenya	1,426,379,340
2004421	EUR	Nordic Development Fund	Multilateral	Northern Corridor Transport Improvement Project	05/10/2004	15/09/2044	Standard Loan	Government of Kenya	2,277,731,324
2005004	USD	Organisation of Petroleum Exp Countries	Multilateral	Emali- Loitoktok Road Project	21/04/2005	15/05/2026	Standard Loan	Government of Kenya	180,776,959
2005005	USD	Arab Bank For Econ.Dev.In Africa	Multilateral	Emali _ Loitoktok Road Project	01/05/2005	01/03/2032	Standard Loan	Government of Kenya	882,708,823
2005006	EUR	Agence Francaise De Development	Bilateral	Micro Finance Sector Support Project	25/05/2005	31/03/2025	Standard Loan	Government of Kenya	194,646,169
2005007	EUR	Agence Francaise De Development	Bilateral	Nairobi Mombasa Electricity Reinforcemen	25/05/2005	31/03/2025	Standard Loan	Government of Kenya	501,774,086
2005009	KRW	Export - Import Bank - Korea	Export Credit	Road maintanance equipment renewal project	11/10/2005	20/10/2035	Standard Loan	Government of Kenya	1,877,685,446
2005010	EUR	Govt of Fed. Republic of Germany - GTZ	Bilateral	Nzoia Phase 1, cluster 2	11/08/2005	30/06/2051	Standard Loan	Government of Kenya	801,004,467
2005011	USD	Organisation of Petroleum Exp Countries	Multilateral	Garissa Sewerage	21/12/2005	15/07/2025	Standard Loan	Government of Kenya	73,075,152
2006001	EUR	Agence Francaise De Development	Bilateral	Extension of Electricity Network in 6 Rural Provinces	11/01/2006	31/07/2025	Standard Loan	Government of Kenya	567,222,695
2006002	EUR	Agence Francaise De Development	Bilateral	Rehab of Sasumua Dam & Water and Sewerage Disposal Networks In Nairobi	11/01/2006	31/10/2025	Standard Loan	Government of Kenya	801,584,135
2006007	CNY	Exim Bank of China	Bilateral	Kenya(Chemositsit-Kisii & Kamburu - Meru) Power Distribution System Mordernization & Strenthening...	23/01/2006	21/03/2026	Standard Loan	Government of Kenya	693,148,511
2006008	CNY	Exim Bank of China	Bilateral	Kenya Rural Telecommunications Development Programme	23/01/2006	21/09/2026	Standard Loan	Government of Kenya	778,327,124
2006010	USD	Arab Bank For Econ.Dev.In Africa	Multilateral	Dundori - Njabini Road	13/04/2006	01/11/2036	Standard Loan	Government of Kenya	1,018,732,482
2006011	XDR	International Development Association	Multilateral	Institutional Reform and Capacity Building Project	24/04/2006	15/11/2045	Standard Loan	Government of Kenya	1,228,543,902

2006012	EUR	Agence Francaise De Development	Bilateral	Rural Roads Improvement in 3 Districts in Central Province	29/05/2006	30/04/2026	Standard Loan	Government of Kenya	642,617,847
2006015	XDR	International Development Association	Multilateral	East Africa Trade and Transport Facilitation Project	05/04/2006	15/11/2045	Standard Loan	Government of Kenya	14,921,705,942
2006016	USD	Organisation of Petroleum Exp Countries	Multilateral	Dundori-Ol Kalou-Njabini Road Project	06/09/2006	15/03/2026	Standard Loan	Government of Kenya	267,931,729
2006017	EUR	Govt of Fed. Republic of Germany - GTZ	Bilateral	Extension programme of Rural Infrastructure in Mt Kenya Region	10/07/2006	31/12/2045	Standard Loan	Government of Kenya	501,674,139
2006018	XDR	International Development Association	Multilateral	Education Sector Support Project	04/12/2006	01/11/2046	Standard Loan	Government of Kenya	6,490,235,735
2006021	XDR	International Fund For Agricultural Dev.	Multilateral	Smallholder Dairy Commercialisation Programme	25/01/2006	15/12/2045	Standard Loan	Government of Kenya	1,893,449,088
2006022	EUR	Govt of Fed. Republic of Germany - GTZ	Bilateral	Water Sector Development Programme(Phase 11 stage 1)	27/11/2006	30/06/2049	Standard Loan	Government of Kenya	1,141,226,363
2007004	SAR	Saudi Development Fund	Bilateral	Dundori-Njabini Road Project	28/02/2007	30/11/2036	Standard Loan	Government of Kenya	1,045,381,865
2007005	XDR	International Development Association	Multilateral	Development of the National Statistical System Project	23/05/2007	01/11/2046	Standard Loan	Government of Kenya	1,507,891,971
2007006	XDR	International Development Association	Multilateral	Natural Resource Management Project	07/05/2007	15/11/2046	Standard Loan	Government of Kenya	6,885,100,197
2007007	XDR	International Development Association	Multilateral	Western Kenya Community Driven Development and Flood Mitigation Project	07/05/2007	15/11/2046	Standard Loan	Government of Kenya	8,846,334,282
2007009	XDR	International Development Association	Multilateral	Total War Against HIV and AIDS Project 2007	18/07/2007	15/05/2047	Standard Loan	Government of Kenya	9,549,569,190
2007010	EUR	KBC BANK	Bilateral	Ngong Hills Wind Turbines Project	26/10/2007	26/10/2024	Standard Loan	Government of Kenya	135,736,151
2007012	USD	Organisation of Petroleum Exp Countries	Multilateral	Bura Irrigation Rehabilitation Project	19/11/2007	15/12/2031	Standard Loan	Government of Kenya	482,310,931
2007013	KWD	KUWAIT FUND FOR ARAB ECONOMIC DEV.	Bilateral	Bura Irrigation and Settlement Scheme Rehabilitation Project	13/12/2007	15/08/2034	Standard Loan	Government of Kenya	55,544,563
2007014	USD	Arab Bank For Econ.Dev.In Africa	Multilateral	Garissa Sewerage Project -Kenya	04/06/2007	01/04/2039	Standard Loan	Government of Kenya	460,300,032
2007015	EUR	KBC BANK	Bilateral	Rabai-Galu Project	26/10/2007	30/09/2025	Standard Loan	Government of Kenya	251,292,946
2007017	CNY	Exim Bank of China	Bilateral	E-Government Project	24/12/2007	21/03/2028	Standard Loan	Government of Kenya	2,184,945,330
2007018	CNY	Exim Bank of China	Bilateral	Procurement of Power Line Materials	24/12/2007	21/03/2028	Standard Loan	Government of Kenya	301,951,906
2007023	XDR	International Fund For Agricultural Dev.	Multilateral	Smallholder Horticulture Marketing Programme	10/07/2007	15/12/2046	Standard Loan	Government of Kenya	2,266,350,597
2008001	USD	Arab Bank For Econ.Dev.In Africa	Multilateral	Bura Irrigation and Settlement Scheme Rehab. Proj.	28/04/2008	01/08/2043	Standard Loan	Government of Kenya	906,196,293
2008002	XDR	International Development Association	Multilateral	Water and Sanitation Service Improvement Project	04/06/2008	15/10/2047	Standard Loan	Government of Kenya	18,060,516,760
2008003	EUR	Govt of Fed. Republic of Germany - GTZ	Bilateral	Smallholder Irrigation Programme Mt. Kenya Phase II	21/05/2008	30/06/2046	Standard Loan	Government of Kenya	457,485,081
2008004	EUR	Govt of Fed. Republic of Germany - GTZ	Bilateral	Water Sector Dev. Prog. Ph.II Stg.2 (INV. Measure)	21/05/2008	30/12/2048	Standard Loan	Government of Kenya	3,704,323,638
2008005	CNY	Exim Bank of China	Bilateral	Kenya Procurement of Equipments for National Youth Sevice Project	15/12/2008	21/09/2028	Standard Loan	Government of Kenya	3,257,779,316
2008006	USD	Exim Bank of China	Bilateral	Nairobi Eastern and Notherm Bypass Project	15/12/2008	21/01/2029	Standard Loan	Government of Kenya	5,787,036,000
2008007	EUR	KBC BANK	Bilateral	Kilimambogo-Githambo-Nyaga-Kiganjo Power Project	03/12/2008	31/05/2024	Standard Loan	Government of Kenya	83,699,691
2008009	EUR	Government of Belgium	Bilateral	Secondary Schools E-learning Package and related Infrastructure	03/12/2008	31/12/2042	Standard Loan	Government of Kenya	668,265,780
2009003	EUR	Agence Francaise De Development	Bilateral	Mombasa Nairobi Power Transmission Line	03/04/2009	31/01/2032	Standard Loan	Government of Kenya	5,566,358,400
2009004	EUR	Agence Francaise De Development	Bilateral	Mombasa Water and Sanitation Services Improvement Project	03/04/2009	31/03/2032	Standard Loan	Government of Kenya	3,941,472,493
2009005	XDR	International Development Association	Multilateral	Cash Transfer and Orphans and Vulnerable Children Project	08/05/2009	15/11/2048	Standard Loan	Government of Kenya	6,125,386,776
2009006	XDR	International Development Association	Multilateral	Lake Victoria Enviromental Management Project 11 phase1	08/05/2009	15/11/2048	Standard Loan	Government of Kenya	3,648,283,106
2009007	XDR	International Development Association	Multilateral	Energy Sector Recovery Project Amended	08/05/2009	01/12/2048	Standard Loan	Government of Kenya	10,060,939,516
2009008	XDR	International Development Association	Multilateral	Nothern Corridor Transport improvement Project Amended	08/05/2009	15/11/2048	Standard Loan	Government of Kenya	32,988,269,993
2009012	CNY	Exim Bank of China	Bilateral	Kenya Power Distribution System Modernization and strengthening Project (Phase 2) 1	01/08/2009	21/09/2029	Standard Loan	Government of Kenya	6,576,588,353
2009014	EUR	Agence Francaise De Development	Bilateral	Nairobi and Kisumu Water and Sanitation Projects	25/09/2009	30/09/2032	Standard Loan	Government of Kenya	5,127,297,179
2009015	XDR	International Development Association	Multilateral	East African Productivity Project	14/08/2009	15/05/2069	Standard Loan	Government of Kenya	3,868,886,076
2009016	SAR	Saudi Development Fund	Bilateral	Pediatric Emergency Center & National Burns Center at KNH	26/11/2009	31/05/2039	Standard Loan	Government of Kenya	10,957,478
2009017	USD	Organisation of Petroleum Exp Countries	Multilateral	Kenyatta National Hospital Upgrading Project	03/02/2009	15/08/2035	Standard Loan	Government of Kenya	24,614,056
2009022	EUR	Govt of Fed. Republic of Germany - GTZ	Bilateral	Improvement of Rural Roads and market Infrastructure in western Kenya	07/12/2009	31/12/2048	Standard Loan	Government of Kenya	943,824,320
2009023	USD	Arab Bank For Econ.Dev.In Africa	Multilateral	Upgrading of Kenyatta National Hospital Project	12/05/2009	01/10/2045	Standard Loan	Government of Kenya	149,090,315
2009024	EUR	European Investment Bank	Multilateral	Mombasa Nairobi Transmission Line Project	21/12/2009	31/03/2037	Standard Loan	Government of Kenya	4,613,006,153
2009025	CNY	Exim Bank of China	Bilateral	Nairobi-Thika Highway Improvemnt Project	18/12/2009	21/03/2030	Standard Loan	Government of Kenya	11,952,735,600
2009026	KRW	Korea Economic Dev. Co-operation Fund	Bilateral	Technology Development Center Extension Project	03/08/2009	20/08/2039	Standard Loan	Government of Kenya	1,155,826,728
2009027	XDR	International Fund For Agricultural Dev.	Multilateral	South Nyanza Community Dvpt Project	30/09/2009	15/06/2051	Standard Loan	Government of Kenya	649,068,156
2009028	XDR	International Development Association	Multilateral	Kenya Agricultural Productivity and Agribusiness Project	06/07/2009	01/05/2049	Standard Loan	Government of Kenya	8,427,633,385
2009029	EUR	Government of Belgium	Bilateral	Thika-Gatundu West Project	09/11/2009	31/12/2041	Standard Loan	Government of Kenya	873,305,032
2010001	CNY	Exim Bank of China	Bilateral	Olkaria IV Geothermal Production Wells Drilling Project	13/04/2010	21/03/2030	Standard Loan	Government of Kenya	6,895,583,014
2010004	XDR	International Development Association	Multilateral	Kenya Municipal Project	20/05/2010	15/11/2049	Standard Loan	Government of Kenya	12,819,362,563
2010005	XDR	International Development Association	Multilateral	Kenya Youth Empowerment Project	20/05/2010	15/11/2049	Standard Loan	Government of Kenya	2,003,291,738
2010006	EUR	Government of Italy	Bilateral	Rehabilitation of Kirandich and Kiambere basins	08/07/2010	14/07/2058	Standard Loan	Government of Kenya	434,634,854
2010008	EUR	Agence Francaise De Development	Bilateral	Kisumu Urban project	05/07/2010	31/01/2035	Standard Loan	Government of Kenya	3,813,241,627
2010009	EUR	Agence Francaise De Development	Bilateral	Roads 2000 -Phase II Project	05/07/2010	31/07/2036	Standard Loan	Government of Kenya	4,358,159,258
2010010	USD	Arab Bank For Econ.Dev.In Africa	Multilateral	Construction of Nuno-Modogashe Road Project	19/07/2010	01/12/2045	Standard Loan	Government of Kenya	831,576,801
2010011	USD	Organisation of Petroleum Exp Countries	Multilateral	Nuno-Modogashe Road Upgrading Project	01/06/2010	15/12/2029	Standard Loan	Government of Kenya	412,304,717
2010012	USD	Organisation of Petroleum Exp Countries	Multilateral	Dundori-Olkalou-Njabini Road Project (Supplementary Loan)	23/03/2010	15/04/2029	Standard Loan	Government of Kenya	482,676,764
2010013	KWD	KUWAIT FUND FOR ARAB ECONOMIC DEV.	Bilateral	Nuno-Modogashe Road Project	20/09/2010	31/05/2038	Standard Loan	Government of Kenya	1,601,750,736
2010014	XDR	International Development Association	Multilateral	East Africa Public Health Laboratory Project	05/07/2010	15/02/2050	Standard Loan	Government of Kenya	3,001,454,205

2010015	XDR	International Development Association	Multilateral	Kenya Electricity Expansion Project 2010	05/07/2010	15/02/2050	Standard Loan	Government of Kenya	43,142,808,252
2010018	USD	Exim Bank India	Bilateral	Finance of Power Transmission Lines	16/11/2010	04/02/2028	Standard Loan	Government of Kenya	3,903,819,872
2010019	XDR	International Development Association	Multilateral	Kenya Coastal Development Project	17/11/2010	15/05/2050	Standard Loan	Government of Kenya	3,996,014,403
2010021	XDR	International Fund For Agricultural Dev.	Multilateral	Programme for Rural Outreach of Financial Innovations and Technologies	22/12/2010	15/12/2050	Standard Loan	Government of Kenya	3,583,279,102
2010024	CNY	Government of China	Bilateral	Economic and Technical Cooperation 2010	24/09/2010	01/08/2033	Standard Loan	Government of Kenya	302,175,900
2010026	AED	Abu Dhabi Fund for Arab Econ Cooperation	Bilateral	Nuno Modogashe Road Project 2010	25/11/2010	30/11/2032	Standard Loan	Government of Kenya	632,554,216
2011002	CNY	Exim Bank of China	Bilateral	Rehabilitation and Upgrading of Equipment in Universities and Technical institutes Phase 1 Project	18/03/2011	21/03/2031	Standard Loan	Government of Kenya	2,529,677,999
2011004	CNY	Exim Bank of China	Bilateral	Enterprise Messaging And Collaboration System(EMACS) Project	18/03/2011	21/03/2031	Standard Loan	Government of Kenya	3,977,358,000
2011005	EUR	Government of Belgium	Bilateral	Nanyuki-Isiolo-Meru Electrification Project-GOBE	31/03/2011	31/12/2047	Standard Loan	Government of Kenya	1,232,869,921
2011008	XDR	International Development Association	Multilateral	Kenya Transport Sector Support Project	23/05/2011	15/02/2051	Standard Loan	Government of Kenya	38,622,261,840
2011009	XDR	International Development Association	Multilateral	Kenya Informal Settlements Improvement Project	23/05/2011	15/11/2050	Standard Loan	Government of Kenya	13,037,711,610
2011010	CNY	Exim Bank of China	Bilateral	Kenya Kenyatta University, Teaching, Research and Refferal Hospital Project	17/06/2011	21/03/2032	Standard Loan	Government of Kenya	10,493,271,577
2011012	EUR	Govt of Fed. Republic of Germany - GTZ	Bilateral	Private Sector Development in Agriculture, Smallholder Irrigation Programme Mount Kenya (Phase III)	14/07/2011	30/06/2051	Standard Loan	Government of Kenya	470,691,943
2011015	USD	Arab Bank For Econ.Dev.In Africa	Multilateral	Rural Electrification Project in 5 Regions	23/09/2011	01/06/2045	Standard Loan	Government of Kenya	1,074,853,439
2011016	USD	Organisation of Petroleum Exp Countries	Multilateral	Rural Electrification Project	25/09/2011	15/10/2033	Standard Loan	Government of Kenya	453,738,677
2011017	USD	Exim Bank of China	Bilateral	Kenya Nairobi Southern Bypass	01/12/2011	21/01/2032	Standard Loan	Government of Kenya	18,162,389,907
2011018	CNY	Government of China	Bilateral	Economic and Technical Cooperation 2011	18/07/2011	01/04/2032	Standard Loan	Government of Kenya	1,119,170,000
2011019	EUR	Govt of Fed. Republic of Germany - GTZ	Bilateral	Water Sector DVT Programme Lake Victoria South (Investment Measures	30/12/2011	30/06/2052	Standard Loan	Government of Kenya	4,998,654,893
2011020	XDR	International Development Association	Multilateral	East Africa Trade and Transport Facilitatio Projec	03/08/2011	15/05/2051	Standard Loan	Government of Kenya	3,769,980,295
2011021	XDR	International Development Association	Multilateral	Total War Against HIV and AIDS Project 2011	27/02/2011	15/11/2050	Standard Loan	Government of Kenya	7,015,790,815
2012003	USD	African Development Fund	Multilateral	Menengai Geothermal Development Project- Strategic Fund	12/03/2012	01/10/2051	Standard Loan	Government of Kenya	830,227,756
2012005	USD	Exim Bank of China	Bilateral	Provision of Drilling Materials for Eighty (80) Geothermal Wells at Olkaria Geothermal Field Project	23/05/2012	21/07/2032	Standard Loan	Government of Kenya	40,203,206,828
2012006	XDR	International Fund For Agricultural Dev.	Multilateral	Upper Tana Catchment Natural Resource Management Project 2012006	23/05/2012	15/02/2052	Standard Loan	Government of Kenya	4,307,600,452
2012007	EUR	International Fund For Agricultural Dev.	Multilateral	Upper Tana Catchment Natural Resource Management Project 2012007	23/05/2012	15/02/2052	Standard Loan	Government of Kenya	2,093,983,015
2012008	XDR	International Development Association	Multilateral	Additional Financing Water and Sanitation Project	21/06/2012	15/04/2052	Standard Loan	Government of Kenya	39,906,032,775
2012009	XDR	International Development Association	Multilateral	Nairobi Metropolitan Improvement Project	21/06/2012	15/11/2051	Standard Loan	Government of Kenya	39,495,187,968
2012011	EUR	Instituto De Credito:Kingdom Of Spain.	Bilateral	Development of Solar Energy in Several Districts	29/02/2012	25/04/2030	Standard Loan	Government of Kenya	935,402,799
2012012	KWD	KUWAIT FUND FOR ARAB ECONOMIC DEV.	Bilateral	Development of Schools infrastructure in Nyamira County(Previously North Nyamira/Borabu) Project	01/01/2012	15/02/2043	Standard Loan	Government of Kenya	-
2012013	EUR	Instituto De Credito:Kingdom Of Spain.	Bilateral	Ngong II Windfarm Developement	29/02/2012	27/04/2030	Standard Loan	Government of Kenya	1,883,842,707
2012014	XDR	International Development Association	Multilateral	Kenya National Urban Improvement Project	26/09/2012	15/05/2052	Standard Loan	Government of Kenya	8,932,836,453
2012027	CNY	Exim Bank of China	Bilateral	Kenya NOFBI and E-Government Expansion Project	08/10/2012	21/09/2032	Standard Loan	Government of Kenya	6,773,754,427
2012028	XDR	International Development Association	Multilateral	Eastern Electricity Highway Project under the First Phase of the Regional Eastern Africa Power In...	05/12/2012	15/05/2052	Standard Loan	Government of Kenya	43,137,464,490
2012029	XDR	International Development Association	Multilateral	Infrustructure Finance and Public Private Partnerships Project	05/12/2012	15/10/2051	Standard Loan	Government of Kenya	5,342,729,831
2012030	XDR	International Development Association	Multilateral	Judicial Perfomance Improvement Project	05/12/2012	15/08/2052	Standard Loan	Government of Kenya	16,162,100,093
2012034	EUR	Government of Belgium	Bilateral	Ngong hills turbines	09/09/2012	31/12/2043	Standard Loan	Government of Kenya	1,015,181,093
2013003	USD	Exim Bank of China	Bilateral	Kenya Procurement of Equipments for National Youth Service Project (Phase II)	25/03/2013	21/03/2034	Standard Loan	Government of Kenya	9,067,606,270
2013006	EUR	DEUTSCHE BANK ESPANOLA	Bilateral	Design, Supply and Construction of a Transmission line 400kV	30/06/2013	23/04/2031	Standard Loan	Government of Kenya	530,295,251
2013008	EUR	Government of Belgium	Bilateral	Sondu- Homa-Bay Electrification	21/08/2013	31/12/2045	Standard Loan	Government of Kenya	1,424,728,934
2013011	XDR	International Development Association	Multilateral	National Safety Programme For Results	09/09/2013	01/05/2053	Standard Loan	Government of Kenya	29,225,197,843
2013012	XDR	International Development Association	Multilateral	Kenya Water Security and Climate Resilience Project	29/07/2013	15/04/2053	Standard Loan	Government of Kenya	17,304,682,450
2013014	CNY	Exim Bank of China	Bilateral	Nairobi City Center E.H.V and 66 KV Network Upgrade and Reinforecement Project	01/11/2013	21/09/2033	Standard Loan	Government of Kenya	14,342,594,000
2013015	EUR	Government of Finland	Bilateral	Upgrade of Juja Substation Project	16/12/2013	01/03/2025	Standard Loan	Government of Kenya	620,015,907
2013016	EUR	BNP PARIBAS FPORTIS	Buyers Credit	Clinical Waste Disposal Project. Medical Supplies	12/12/2013	30/09/2031	Standard Loan	Government of Kenya	947,415,641
2013020	USD	Organisation of Petroleum Exp Countries	Multilateral	Kenya Electricity Expansion Project 2013	04/02/2013	15/08/2035	Standard Loan	Government of Kenya	1,621,138,137
2013021	USD	Arab Bank For Econ.Dev.In Africa	Multilateral	Rehabilitation of Water Supply and Sewarage for Oloitokitok Town Project	04/09/2013	01/08/2045	Standard Loan	Government of Kenya	1,395,017,304
2013022	EUR	BELFIUS BANK SA	Buyers Credit	Turnkey Construction of Drinking Water Facilities in Iten and Tambach	04/10/2013	15/03/2030	Standard Loan	Government of Kenya	1,260,124,475
2013023	XDR	International Development Association	Multilateral	Additional Financing for Cash Transfer for Orphans and Vulnerable Childrem	05/12/2013	15/10/2053	Standard Loan	Government of Kenya	1,400,754,276

2013030	SAR	Saudi Development Fund	Bilateral	Nuno Modogashe Road Project 2013	06/09/2013	30/11/2043	Standard Loan	Government of Kenya	1,537,185,700
2013031	SAR	Saudi Development Fund	Bilateral	Rural Electrification in Five Regions Project	06/09/2013	30/11/2043	Standard Loan	Government of Kenya	696,178,654
2013032	AED	Abu Dhabi Fund for Arab Econ Cooperation	Bilateral	Rural Electrification in Five Regions	23/09/2013	30/11/2032	Standard Loan	Government of Kenya	720,550,902
2014001	EUR	Govt of Fed. Republic of Germany - GTZ	Bilateral	Kenya Water Security and Climate Resilience Project- Lower Nzoia Irrigation Project Phase 1	24/01/2014	31/12/2053	Standard Loan	Government of Kenya	2,271,984,549
2014005	EUR	Unicredit Bank Austria	Buyers Credit	Export Credit for Fire Fighting Equipment For Nairobi Cosmopolitan	03/04/2014	30/06/2030	Standard Loan	Government of Kenya	606,989,410
2014006	USD	Exim Bank of China	Bilateral	Kenya Mombasa Nairobi Standard Gauge Railway project	11/05/2014	21/07/2034	Standard Loan	Government of Kenya	207,739,753,847
2014008	USD	Exim Bank of China	Bilateral	Kenya Mombasa Nairobi Standard Gauge Railway Project (comm)	11/05/2014	21/07/2029	Standard Loan	Government of Kenya	177,142,974,922
2014009	XDR	International Development Association	Multilateral	Kenya Transport Sector Financing Agreement 2	31/03/2014	01/02/2054	Standard Loan	Government of Kenya	28,092,566,447
2014010	CNY	Government of China	Bilateral	Economic and Technical Cooperation 2014	10/05/2014	01/06/2033	Standard Loan	Government of Kenya	190,930,402
2014011	USD	Citigroup Global Markets Deutschland AG	Commercial Bank	International Sovereign Bond 10 Year Tranche Due 2024	24/06/2014	24/06/2024	International Sovereign Bond	Government of Kenya	321,502,000,000
2014012	EUR	Govt of Fed. Republic of Germany - GTZ	Bilateral	Steamfield Development Bogoria-Silali Block	10/07/2014	01/08/2029	Standard Loan	Government of Kenya	7,494,727,646
2014013	EUR	Govt of Fed. Republic of Germany - GTZ	Bilateral	Nairobi Water Distribution Network	26/06/2014	30/06/2029	Standard Loan	Government of Kenya	2,381,644,657
2014014	XDR	International Development Association	Multilateral	Kenya Petroleum Technical Assistance Project	14/08/2014	15/04/2052	Standard Loan	Government of Kenya	5,411,656,580
2014017	EUR	Instituto De Credito:Kingdom Of Spain.	Bilateral	FISH Quality Control Labaratories in Kenya	10/11/2014	25/09/2036	Standard Loan	Government of Kenya	847,034,288
2014018	EUR	Instituto De Credito:Kingdom Of Spain.	Bilateral	Digital Terrestrial Television Network	19/11/2014	25/03/2035	Standard Loan	Government of Kenya	1,484,433,284
2014020	EUR	Government of Belgium	Bilateral	Clinical Laboratory and Radiology Services Improvement Project	14/08/2014	31/12/2045	Standard Loan	Government of Kenya	666,015,578
2014023	XDR	International Development Association	Multilateral	Regional Pastoral Livelihoods and Resillience Project	19/05/2014	15/02/2054	Standard Loan	Government of Kenya	10,711,977,200
2015001	EUR	Government of Austria	Bilateral	Medical Equipment Package for the Kabarnet Hospital	27/02/2015	31/03/2037	Standard Loan	Government of Kenya	414,407,197
2015003	XDR	International Development Association	Multilateral	Additional Financing for Lake Victoria Environment Management Project	07/07/2015	15/05/2053	Standard Loan	Government of Kenya	1,239,478,909
2015005	EUR	Govt of Fed. Republic of Germany - GTZ	Bilateral	Small Scale Holder Irrigation in Mount Kenya Region Phase 1V	26/02/2015	31/12/2059	Standard Loan	Government of Kenya	451,841,606
2015007	XDR	International Development Association	Multilateral	Financial Sector Support	04/06/2015	01/02/2053	Standard Loan	Government of Kenya	3,902,287,829
2015008	XDR	International Development Association	Multilateral	East Africa Regional Transport, Trade and Development Facilitation	20/07/2015	15/05/2053	Standard Loan	Government of Kenya	62,018,473,380
2015009	USD	Arab Bank For Econ.Dev.In Africa	Multilateral	Cancer Care Treatment in Kisii Hospital Project	03/06/2015	30/04/2045	Standard Loan	Government of Kenya	9,332,366
2015011	JPY	Government of Japan	Bilateral	Health Sector Policy for Attainment of the Universal Health Coverage	17/08/2015	20/08/2055	Standard Loan	Government of Kenya	4,351,824,000
2015012	CNY	Exim Bank of China	Bilateral	Development of Solar Power Project in Garissa	31/08/2015	21/03/2036	Standard Loan	Government of Kenya	18,646,199,382
2015015	USD	Government of Poland	Bilateral	Modernisation of Agriculture	22/09/2015	15/05/2049	Standard Loan	Government of Kenya	3,337,038,047
2015016	USD	Bank-Leumi LE-Israel B.M	Buyers Credit	Galana - Kulalu Food Security Project	31/08/2015	30/06/2026	Standard Loan	Government of Kenya	2,357,860,767
2015017	EUR	Government of Belgium	Bilateral	Fire Fighting Equipment-Government of Belgium Portion	01/01/2015	31/12/2044	Standard Loan	Government of Kenya	1,182,851,160
2015019	EUR	CommerzBank of Belgium	Buyers Credit	Kajiado Rural Water Supply Project - Bank	25/09/2015	28/10/2025	Standard Loan	Government of Kenya	211,438,383
2015021	EUR	Government of Belgium	Bilateral	Kajiado Rural Water Supply Project - GOBE	28/09/2015	31/12/2046	Standard Loan	Government of Kenya	1,419,421,392
2015023	USD	Exim Bank of China	Bilateral	Kenya Nairobi-Naivasha Standard Gauge Railway Project	03/12/2015	21/07/2036	Standard Loan	Government of Kenya	185,269,952,076
2015024	EUR	Instituto De Credito:Kingdom Of Spain.	Bilateral	Design Engineering and Supply of Five Modula Metallic Bridges	17/02/2015	08/07/2043	Standard Loan	Government of Kenya	1,079,413,808
2015025	XDR	International Development Association	Multilateral	Coastal Region Water Security and Climate Resilience Project - Mwache Dam	01/01/2015	15/10/2052	Standard Loan	Government of Kenya	8,359,901,511
2015029	XDR	International Development Association	Multilateral	Kenya Statistics Program for Results -KSPfR	02/10/2015	15/04/2053	Standard Loan	Government of Kenya	6,923,762,198
2015030	XDR	International Development Association	Multilateral	Kenya Electricity Modernization Project - KeMP	29/06/2015	15/11/2052	Standard Loan	Government of Kenya	31,076,442,940
2015032	XDR	International Development Association	Multilateral	Additional Financing for the Eastern Africa Public Health Laboratory Networking Project	21/10/2015	15/02/2053	Standard Loan	Government of Kenya	1,415,002,612
2015033	EUR	BELFIUS BANK SA	Buyers Credit	Sabor-Iten Tambach Water Supply Project -Keiyo District	12/08/2015	17/03/2032	Standard Loan	Government of Kenya	1,025,658,237
2015034	XDR	International Fund For Agricultural Dev.	Multilateral	Kenya Cereal Enhancement Programme-Climate Resellent Agricultural Livelihood Window-KCEP-CRAL	26/08/2015	15/05/2055	Standard Loan	Government of Kenya	9,086,210,028
2015035	XDR	International Development Association	Multilateral	Additional Financing-Kenya Water Security and Climate Resilience Project	07/09/2015	15/04/2053	Standard Loan	Government of Kenya	424,844,879
2015036	EUR	Govt of Fed. Republic of Germany - GTZ	Bilateral	Support to Water and Sanitation Services Peri-urban Areas	28/09/2015	31/12/2055	Standard Loan	Government of Kenya	2,992,892,598
2016031	JPY	Government of Japan	Bilateral	Olkaria V Geothermal Power Development Project	09/03/2016	20/04/2046	Standard Loan	Government of Kenya	31,095,428,851
2016032	USD	African Development Bank	Multilateral	Small Scale Irrigation and Value Addition Project - SIVAP	01/01/2016	15/12/2035	Standard Loan	Government of Kenya	3,830,466,194
2016034	EUR	CommerzBank of Belgium	Buyers Credit	Vihiga Cluster Water Supply Apr 15, 2016	15/04/2016	14/05/2026	Standard Loan	Government of Kenya	341,384,996
2016035	EUR	Government of Belgium	Bilateral	Vihiga Cluster Water Supply Apr 14, 2016	14/04/2016	31/12/2045	Standard Loan	Government of Kenya	1,833,419,295
2016036	XDR	International Development Association	Multilateral	Kenya Devolution Support Program	15/04/2016	15/10/2053	Standard Loan	Government of Kenya	28,565,867,405
2016039	USD	African Development Bank	Multilateral	Sirari Corridor Accessibility and Road Safety Improvement Project: Isebania-Kisii-Ahero	01/01/2016	15/12/2035	Standard Loan	Government of Kenya	25,774,614,477
2016041	XDR	International Development Association	Multilateral	Additional Financing for Kenya Electricity Expansion Project	29/06/2016	15/02/2054	Standard Loan	Government of Kenya	9,716,642,565
2016042	XDR	International Development Association	Multilateral	Transforming Health System for Universal Care Project	04/07/2016	15/02/2054	Standard Loan	Government of Kenya	20,425,684,032
2016043	XDR	International Development Association	Multilateral	Youth Employement and Opportunities Project	04/07/2016	15/05/2054	Standard Loan	Government of Kenya	20,994,201,295
2016044	USD	Arab Bank For Econ.Dev.In Africa	Multilateral	Upgrading of Gilgil Machinery Road Project	25/05/2016	01/12/2045	Standard Loan	Government of Kenya	1,575,928,318
2016047	XDR	International Development Association	Multilateral	Eastern and Southern Africa Higher Education Centres of Excellence Project-ACE-Phase II	04/07/2016	15/02/2054	Standard Loan	Government of Kenya	2,489,774,945

2016048	CNY	Exim Bank of China	Bilateral	Kenya National Fibre Backbone Infrastructure Phase II-NOFBI II	19/05/2016	21/03/2037	Standard Loan	Government of Kenya	14,525,915,981
2016049	XDR	International Development Association	Multilateral	National Agricultural and Rural Inclusive Growth Project	14/10/2016	15/05/2054	Standard Loan	Government of Kenya	29,002,478,299
2016050	USD	Exim Bank India	Bilateral	Development of Various Small and Medium Enterprises	11/07/2016	17/11/2043	Standard Loan	Government of Kenya	745,806,441
2016051	USD	Exim Bank India	Bilateral	Upgrade of Rift Valley Textiles Factory	11/07/2016	05/08/2042	Standard Loan	Government of Kenya	4,462,212,472
2016052	USD	Exim Bank of China	Bilateral	Upgrading of Kibwezi-Mutomo-Kitui Road project	28/11/2016	21/07/2032	Standard Loan	Government of Kenya	25,265,911,377
2016053	EUR	Government of Belgium	Bilateral	IT County Connectivity Project Phase III	21/11/2016	31/12/2047	Standard Loan	Government of Kenya	1,994,893,164
2016057	EUR	KBC BANK	Bilateral	Private Nationalwide Governmental Network with Voice and Data Applications Phase III-A	28/11/2016	08/12/2030	Standard Loan	Government of Kenya	700,351,484
2016058	USD	African Development Bank	Multilateral	Last Mile Connectivity Project II	17/10/2016	01/08/2036	Standard Loan	Government of Kenya	18,820,449,802
2016060	XDR	International Fund For Agricultural Dev.	Multilateral	Additional Financing for Smallholder Dairy Commercialization Programme	23/03/2016	15/12/2055	Standard Loan	Government of Kenya	2,565,416,577
2017001	USD	African Development Bank	Multilateral	ADB-Kenya Towns Sustainable Water Supply and Sanitation Program	09/01/2017	01/02/2042	Standard Loan	Government of Kenya	38,129,399,920
2017007	CNY	Exim Bank of China	Bilateral	Kenya Power Distribution System Modernization and Strengthening Project Phase II	21/02/2017	21/03/2035	Standard Loan	Government of Kenya	640,070,616
2017009	USD	Exim Bank of China	Bilateral	Construction of Nairobi ICD Yard and Access Roads	20/02/2017	21/07/2034	Standard Loan	Government of Kenya	18,991,559,658
2017010	USD	Exim Bank of China	Bilateral	Kenya Techincal and Vocational Training Laboratories Project	14/02/2017	21/01/2034	Standard Loan	Government of Kenya	18,342,433,671
2017011	USD	Exim Bank of China	Bilateral	Kenya Karimenu Phase II Dam Water Supply Project	14/02/2017	21/07/2042	Standard Loan	Government of Kenya	29,011,945,026
2017013	XDR	International Development Association	Multilateral	Kenya Climate Smart Agriculture Project	07/04/2017	15/05/2055	Standard Loan	Government of Kenya	38,180,748,149
2017014	CNY	Exim Bank of China	Bilateral	Kenya Power Transmission Expansion Project	04/04/2017	21/07/2035	Standard Loan	Government of Kenya	8,961,048,054
2017017	XDR	International Development Association	Multilateral	Additional Financing for the National Safety Net Programme for Results	27/04/2017	01/02/2055	Standard Loan	Government of Kenya	5,395,395,794
2017020	SAR	Saudi Development Fund	Bilateral	Cancer Center at Kisii Hospital	01/01/2017	30/11/2044	Standard Loan	Government of Kenya	-
2017021	XDR	International Development Association	Multilateral	Development Response to Displacement Impacts Project - DRDIP	29/05/2017	15/02/2055	Standard Loan	Government of Kenya	15,516,697,955
2017022	USD	African Development Bank	Multilateral	Kapchorwa-Suam-Kitale and Eldoret Bypass Roads Project	31/05/2017	01/04/2042	Standard Loan	Government of Kenya	8,135,639,688
2017025	EUR	Societe Generale	Commercial Bank	Rabai Kilifi Transmission Line-SACE Portion	07/04/2017	09/05/2035	Standard Loan	Government of Kenya	1,693,751,876
2017026	EUR	Govt of Fed. Republic of Germany - GTZ	Bilateral	EAC Kenya South Sudan Regional Corridor	24/04/2017	30/03/2032	Standard Loan	Government of Kenya	-
2017027	EUR	Govt of Fed. Republic of Germany - GTZ	Bilateral	Regional Mombasa Port Road Access Project	31/03/2017	31/03/2033	Standard Loan	Government of Kenya	1,467,805,326
2017028	XDR	International Development Association	Multilateral	Water and Sanitation Development Project	21/06/2017	15/02/2055	Standard Loan	Government of Kenya	-
2017029	EUR	International Development Association	Multilateral	Water and Sanitation Development Project-IDA Scale UP	21/06/2017	15/02/2047	Standard Loan	Government of Kenya	36,027,374,360
2017033	USD	Exim Bank of China	Bilateral	Kenya Power Transmission Improvement	16/05/2017	01/11/2037	Standard Loan	Government of Kenya	-
2017034	EUR	Instituto De Credito:Kingdom Of Spain.	Bilateral	Rwabura Irrigation Development Project	18/07/2017	06/09/2038	Standard Loan	Government of Kenya	686,931,822
2017036	EUR	International Development Association	Multilateral	Additional Financing For the Infrastructure Finance and Public Private Partnership Project - IDA	07/08/2017	15/05/2047	Standard Loan	Government of Kenya	4,679,466,169
2017037	USD	Exim Bank of China	Bilateral	Kamburu- Embu - Kibirigwi - Thika - 220KV Transmission Line and Associated 220-132KV Substation W...	01/08/2017	21/07/2034	Standard Loan	Government of Kenya	-
2017039	EUR	KBC BANK	Bilateral	Homabay Cluster Water Supply Project	18/07/2017	25/11/2033	Standard Loan	Government of Kenya	1,093,857,815
2017040	EUR	International Development Association	Multilateral	Off Grid Solar Access Project for Underserved Counties	05/09/2017	15/05/2047	Standard Loan	Government of Kenya	5,559,328,980
2017046	EUR	International Development Association	Multilateral	Kenya Secondary Eduation Quality Improvement Project	27/09/2017	15/05/2047	Standard Loan	Government of Kenya	26,300,819,359
2017047	EUR	International Development Association	Multilateral	Program to Strengthen Governance for Enabling Service Delivery and Public Investment in Kenya	27/09/2017	15/03/2047	Standard Loan	Government of Kenya	20,536,058,586
2017048	USD	International Development Association	Multilateral	Kenya Urban Support Program	14/09/2017	15/02/2047	Standard Loan	Government of Kenya	44,396,776,096
2017052	EUR	Unicredit Bank Austria	Buyers Credit	Mother and Child - Our Future Supply of Medical Equipment Inclusive of Training	23/11/2017	03/06/2038	Standard Loan	Government of Kenya	1,113,271,678
2017053	EUR	ING Bank Germany	Buyers Credit	Commissioning of Damen 4000 Tonne Slipway - Commercial Loan - at the Kenya Naval Base Mtongwe, Mo...	04/12/2017	04/12/2024	Standard Loan	Government of Kenya	217,880,337
2017054	EUR	ING Bank Germany	Buyers Credit	Commissioning of Damen 4000 Tonne Slipway - ECA Backed- at the Kenya Naval Base Mtongwe, Mombasa	04/12/2017	04/09/2030	Standard Loan	Government of Kenya	6,320,021,333
2017055	EUR	Erste Group of Banks	Commercial Bank	Upgrade the Maternal & New born Care Unit in Kapenguria District Hospital, Chepkorio Health Centr...	07/12/2017	03/10/2040	Standard Loan	Government of Kenya	869,743,500
2017058	USD	Korea Economic Dev. Co-operation Fund	Bilateral	Establishment of Kenya Advanced Institute of Science and Technology	28/12/2017	20/12/2057	Standard Loan	Government of Kenya	4,911,671,826
2017061	EUR	European Investment Bank	Multilateral	Kenya Power Distribution Last Mile Connectivity	27/03/2017	15/02/2039	Standard Loan	Government of Kenya	-
2017065	USD	Exim Bank India	Bilateral	Agricultural Mechanization Project	11/01/2017	11/09/2045	Standard Loan	Government of Kenya	-
2018002	JPY	Government of Japan	Bilateral	Olkaria 1 Units 1, 2 and 3 Geothermal Power Plant Rehabilitation Project	16/03/2018	20/04/2048	Standard Loan	Government of Kenya	-
2018003	USD	Citigroup Global Markets Deutschland AG	Commercial Bank	International Sovereign Bond 10 Year Tranche Due 2028	28/02/2018	28/02/2028	International Sovereign Bond	Government of Kenya	160,751,000,000
2018004	USD	Citigroup Global Markets Deutschland AG	Commercial Bank	International Sovereign Bond 30 Year Tranche Due 2048	28/02/2018	27/08/2048	International Sovereign Bond	Government of Kenya	160,751,000,000
2018005	KWD	KUWAIT FUND FOR ARAB ECONOMIC DEV.	Bilateral	Samatar-Wajir Road Project 2018	15/05/2018	31/05/2043	Standard Loan	Government of Kenya	-
2018007	USD	Trade and Development Bank	Commercial Bank	Kenya Airways (KQ) Refinancing	21/06/2018	22/06/2029	Standard Loan	Government of Kenya	9,645,060,000
2018009	USD	International Fund For Agricultural Dev.	Multilateral	Aquaculture Business Development Programme	22/06/2018	15/05/2058	Standard Loan	Government of Kenya	3,453,895,857
2018011	CNY	Exim Bank of China	Bilateral	Kenya Nairobi Western Bypass Project	01/01/2018	21/03/2038	Standard Loan	Government of Kenya	25,992,289,299

2018015	EUR	Govt of Fed. Republic of Germany - GTZ	Bilateral	Drought Resilience in Northern Kenya	24/12/2018	15/02/2058	Standard Loan	Government of Kenya	283,884,278
2018016	EUR	International Development Association	Multilateral	Kenya Industry and Entrepreneurship Project	03/08/2018	15/03/2048	Standard Loan	Government of Kenya	810,216,602
2018017	EUR	International Development Association	Multilateral	East Africa Skills Transformation and Regional Integration Project	18/12/2018	15/10/2048	Standard Loan	Government of Kenya	5,107,010,095
2018018	EUR	International Development Association	Multilateral	Disaster Risk Management development policy Financing with a Catastrophe Deffered Drawdown Option...	26/07/2018	15/02/2048	Standard Loan	Government of Kenya	28,296,391,583
2018019	USD	International Development Association	Multilateral	Lake Vistoria Environmental Mangement	27/06/2018	15/05/2025	Standard Loan	Government of Kenya	19,278,083
2019002	USD	Trade and Development Bank	Commercial Bank	USD 250 Million Eastern and Southern African Trade and Developement	17/01/2019	23/01/2029	Standard Loan	Government of Kenya	22,326,527,780
2019003	EUR	International Development Association	Multilateral	Kenya Social and Economic Inclusion Project	31/01/2019	15/04/2053	Standard Loan	Government of Kenya	19,753,677,841
2019006	CNY	Exim Bank of China	Bilateral	Kenya Konza Data Center and Smart City Facilities	26/04/2019	21/09/2038	Standard Loan	Government of Kenya	17,562,588,124
2019007	USD	Citigroup Global Markets Europe AG	Commercial Bank	International Sovereign Bond 8 Year Tranche Due 2027	22/05/2019	22/05/2027	International Sovereign Bond	Government of Kenya	144,675,900,000
2019008	USD	Citigroup Global Markets Deutschland AG	Commercial Bank	International Sovereign Bond 13 Year Tranche Due 2032.	22/05/2019	22/05/2032	International Sovereign Bond	Government of Kenya	192,901,200,000
2019009	EUR	African Development Bank	Multilateral	Green Zones Development Support Project - Phase II 2019009	23/04/2019	15/08/2043	Standard Loan	Government of Kenya	556,191,168
2019011	XDR	International Development Association	Multilateral	Inclusive Growth and Fiscal Management Development Policy Financing	19/06/2019	15/02/2049	Standard Loan	Government of Kenya	115,292,455,290
2019012	EUR	Govt of Fed. Republic of Germany - GTZ	Bilateral	Promotion of Youth Employment and Vocational Training in Kenya, Phase II	30/12/2019	28/02/2058	Standard Loan	Government of Kenya	60,552,360
2019013	EUR	Govt of Fed. Republic of Germany - GTZ	Bilateral	Lake Nakuru Biodiversity Conservation Project	30/12/2019	15/11/2057	Standard Loan	Government of Kenya	109,962,088
2019016	EUR	African Development Bank	Multilateral	Nairobi River Basin Rehabilitation & Restoration Programm: Sewerage Improvement Project Phase II	19/06/2019	01/05/2044	Standard Loan	Government of Kenya	5,196,582,755
2019017	EUR	African Development Bank	Multilateral	Supplementary Financing for Ethiopia -Kenya Electricity Highway Project	01/01/2019	15/02/2044	Standard Loan	Government of Kenya	2,586,832,730
2019018	EUR	African Development Bank	Multilateral	Thwake Multi-purpose Water Development Program (MWDP) Phase I-Additional Financing_AGTF	19/06/2019	15/08/2044	Standard Loan	Government of Kenya	6,824,948,080
2019019	EUR	African Development Bank	Multilateral	Thwake Multi-Purpose Water Development Program (MWDP) Phase I_Additional Financing_ADB	19/06/2019	15/02/2044	Standard Loan	Government of Kenya	28,446,410,825
2019020	EUR	Intl Bank for Reconstruction & Developmt	Multilateral	Affordable Housing Finance Project	05/12/2019	15/01/2044	Standard Loan	Government of Kenya	16,465,354,131
2019021	EUR	Instituto De Credito:Kingdom Of Spain.	Bilateral	T-Mall Flyover Project for the Design, Supply, Building and Installation of a Steel Flyover for V...	25/01/2019	30/09/2054	Standard Loan	Government of Kenya	4,044,307,275
2020001	EUR	Govt of Fed. Republic of Germany - GTZ	Bilateral	Development of the Water and Sanitation Sector	02/01/2020	15/11/2057	Standard Loan	Government of Kenya	540,809,225
2020002	EUR	Banco Bilbao Vicaya Argentaria, S.A	Financial Institution	Construction of Five Footbridges in Mombasa and Langata Road_ CESCE Facility	17/01/2020	15/01/2033	Standard Loan	Government of Kenya	1,848,246,240
2020003	EUR	Banco Bilbao Vicaya Argentaria, S.A	Financial Institution	Construction of Five Footbridges in Mombasa and Langata Road_COMMERCIAL Facility	17/01/2020	17/06/2025	Standard Loan	Government of Kenya	108,720,368
2020006	EUR	International Development Association	Multilateral	COVID- 19 Emergency Response Project	03/04/2020	15/11/2049	Standard Loan	Government of Kenya	5,745,858,074
2020007	EUR	African Development Bank	Multilateral	Operationalization of the Kenya Mortgage Refinance Company	02/04/2020	15/11/2044	Standard Loan	Government of Kenya	11,115,321,930
2020008	XDR	International Monetary Fund	Multilateral	PRGT - Rapid Credit Facility (RCF) - Response to Covid-19 Pandemic	30/04/2020	11/05/2030	Standard Loan	Government of Kenya	115,825,920,800
2020009	USD	International Development Association	Multilateral	Second Inclusive Growth and Fiscal Management Development Policy Financing	20/05/2020	15/05/2050	Standard Loan	Government of Kenya	120,563,250,000
2020010	USD	Intl Bank for Reconstruction & Developmt	Multilateral	Second Inclusive Growth and Fiscal Management Development Policy Financing- Loan Agreement	20/05/2020	15/05/2049	Standard Loan	Government of Kenya	40,187,750,000
2020011	EUR	International Development Association	Multilateral	Marine Fisheries and Socio-Economic Development Project- Credit No. 6540 - KEw-	02/06/2020	15/02/2045	Standard Loan	Government of Kenya	5,771,709,365
2020012	EUR	African Development Bank	Multilateral	Kenol-Sagana-Marua Highway Improvement Project-AGTF	09/01/2020	15/02/2044	Standard Loan	Government of Kenya	2,800,433,577
2020013	EUR	African Development Bank	Multilateral	Kenol-Sagana-Marua Highway Improvement Project-ADB	09/01/2020	15/08/2043	Standard Loan	Government of Kenya	14,497,713,703
2020014	EUR	African Development Bank	Multilateral	Covid-19 Emergency Response Support Program-ERSP	22/05/2020	01/02/2044	Standard Loan	Government of Kenya	32,702,355,600
2020015	EUR	International Development Association	Multilateral	Emergency Locust Response Project	28/05/2020	01/05/2050	Standard Loan	Government of Kenya	5,632,316,875
2020016	EUR	Govt of Fed. Republic of Germany - GTZ	Bilateral	Promotion of Youth Employment and Vocational Training	21/02/2020	30/06/2058	Standard Loan	Government of Kenya	424,289,263
2020018	EUR	African Development Bank	Multilateral	Bagamoyo-Horohoro-Lunga Lunga-Malindi Road Project -Phase1	10/06/2020	15/11/2044	Standard Loan	Government of Kenya	3,937,379,642
2020020	EUR	Government of France	Bilateral	Financing of the Supply of Medical Equipment & Associated Services to Public Healthcare Instituti...	27/08/2020	30/06/2060	Standard Loan	Government of Kenya	4,742,881,123
2020021	JPY	Government of Japan	Bilateral	Health Sector Policy for Attainment of Universal Health Coverage (Phase 2)	27/08/2020	20/08/2050	Standard Loan	Government of Kenya	8,703,648,000
2020022	EUR	International Development Association	Multilateral	Second Informal Settlement Improvement Project	17/08/2020	15/04/2050	Standard Loan	Government of Kenya	4,705,649,213
2020023	EUR	International Development Association	Multilateral	Horn of Africa Gateway Development Project	07/10/2020	01/05/2050	Standard Loan	Government of Kenya	15,953,508,288
2020026	EUR	European Investment Bank	Multilateral	LV WATSAN KISUMU/Expansion of water supply and wastewater in Kisumu city	01/10/2020	30/09/2042	Standard Loan	Government of Kenya	1,199,904,395
2020028	EUR	International Fund For Agricultural Dev.	Multilateral	Aquaculture Business Development Programme (ABDP)- Additional Financing	16/07/2020	15/05/2060	Standard Loan	Government of Kenya	802,761,979
2020029	EUR	International Fund For Agricultural Dev.	Multilateral	Upper Tana Catchment Natural Resource Management Project (Additional Financing)	13/07/2020	15/02/2054	Standard Loan	Government of Kenya	1,929,276,798

2021001	USD	Organisation of Petroleum Exp Countries	Multilateral	Samatar- Wajir Road Project	02/02/2021	15/05/2040	Standard Loan	Government of Kenya	-
2021002	EUR	KBC BANK	Bilateral	Ithanga Water Supply Project-Phase III	01/01/2021	15/06/2039	Standard Loan	Government of Kenya	530,955,214
2021004	USD	Export - Import Bank - Korea	Export Credit	Nairobi ITS Establishment and Junctions Improvement Project	29/01/2021	20/01/2061	Standard Loan	Government of Kenya	132,359,972
2021005	USD	Export - Import Bank - Korea	Export Credit	Establishment of Bus Rapid Transit Line 5 Project	29/01/2021	20/01/2061	Standard Loan	Government of Kenya	406,366,530
2021006	USD	Export - Import Bank - Korea	Export Credit	Nairobi ITS Establishment and Junctions Improvement Project Phase II	29/01/2021	20/01/2061	Standard Loan	Government of Kenya	-
2021010	USD	International Development Association	Multilateral	The Accelerated Reforms for an Inclusive and Resilient Recovery Development Policy Operation (DPO3)	14/06/2021	15/05/2051	Standard Loan	Government of Kenya	120,563,250,000
2021011	USD	Citigroup Global Markets Europe AG	Commercial Bank	International Sovereign Bond Due 2033 and 2034	23/06/2021	23/01/2034	International Sovereign Bond	Government of Kenya	160,751,000,000
2021012	USD	Arab Bank For Econ.Dev.In Africa	Multilateral	Samatar-Wajir Road Project 2021012	07/06/2021	01/03/2049	Standard Loan	Government of Kenya	-
2021013	SAR	Saudi Development Fund	Bilateral	Samatar-Wajir Road Project 2021013	07/06/2021	31/05/2051	Standard Loan	Government of Kenya	-
2021014	EUR	KBC BANK	Bilateral	Phase II of the Medical Waste Management Project June 2021	25/06/2021	27/12/2036	Standard Loan	Government of Kenya	1,427,667,983
2021015	EUR	Government of Belgium	Bilateral	Phase II of the Medical Waste Management Project May 2021	12/05/2021	31/12/2062	Standard Loan	Government of Kenya	715,414,726
2021016	EUR	International Development Association	Multilateral	Second Additional Financing - COVID-19 Emergency Response Project	13/07/2021	15/04/2051	Standard Loan	Government of Kenya	1,706,064,921
2021017	EUR	African Development Bank	Multilateral	Competitiveness and Economic Recovery Support Programme (CERSP)	25/06/2021	15/06/2046	Standard Loan	Government of Kenya	15,655,383,000
2021018	EUR	Agence Francaise De Development	Bilateral	Engineering and Science Complex of The University of Nairobi	29/10/2021	31/10/2041	Standard Loan	Government of Kenya	-
2021020	USD	International Development Association	Multilateral	Financing Locally Led Climate Action Program	10/11/2021	15/10/2051	Standard Loan	Government of Kenya	10,690,123,002
2021021	EUR	International Development Association	Multilateral	Additional Financing For COVID-19 Emergency Response Project (Amendment6598)	09/02/2021	15/01/2051	Standard Loan	Government of Kenya	3,478,974,000
2021300	CNY	Exim Bank of China	Bilateral	DSSI China For 2006007 and 2006008 Phase I	01/01/2021	21/03/2026	Debt relief	Government of Kenya	204,279,647
2021301	USD	Exim Bank of China	Bilateral	DSSI China For Preferential Buyers Credit Phase I	21/01/2021	21/01/2027	Debt relief	Government of Kenya	4,593,335,346
2021302	CNY	Exim Bank of China	Bilateral	DSSI China for Buyers Credit - CNY Portion Phase I	21/01/2021	21/01/2027	Debt relief	Government of Kenya	14,758,818
2021303	CNY	Exim Bank of China	Bilateral	DSSI China for Government Concessional Loan Phase I	21/03/2021	21/07/2027	Debt relief	Government of Kenya	4,396,723,462
2021304	USD	Exim Bank of China	Bilateral	DSSI China for Buyers Credit - USD Portion Phase I	01/01/2021	21/01/2027	Debt relief	Government of Kenya	16,053,351,380
2021305	EUR	Government of Italy	Bilateral	DSSI Italy Phase I - Loan No. 2001372	30/03/2021	15/06/2027	Debt relief	Government of Kenya	5,599,944
2021306	EUR	Government of Belgium	Bilateral	DSSI Belgium for loan no. 2004302 Phase I	01/01/2021	01/07/2027	Debt relief	Government of Kenya	1,703,551
2021307	EUR	Government of France	Bilateral	DSSI France Phase I - Banque De France for Loan No. 2004307	18/06/2021	01/07/2027	Debt relief	Government of Kenya	178,468,806
2021308	EUR	Government of France	Bilateral	DSSI France Phase I - Natixis Various Loans	01/01/2021	01/07/2027	Debt relief	Government of Kenya	40,682,971
2021309	EUR	Agence Francaise De Development	Bilateral	DSSI France Phase I - AFD Various Loans EUR	01/01/2021	01/07/2027	Debt relief	Government of Kenya	3,751,727,318
2021310	USD	Agence Francaise De Development	Bilateral	DSSI France Phase I - AFD USD Loan 2015031	01/01/2021	01/07/2027	Debt relief	Government of Kenya	36,332,885
2021311	EUR	Govt of Fed. Republic of Germany - GTZ	Bilateral	DSSI Germany - For Loan 2014013 - Phase 1	01/01/2021	15/06/2027	Debt relief	Government of Kenya	172,934,626
2021312	EUR	Govt of Fed. Republic of Germany - GTZ	Bilateral	DSSI Germany - Various Loans - Phase 1	01/01/2021	15/06/2027	Debt relief	Government of Kenya	644,716,199
2021314	KRW	Export - Import Bank - Korea	Export Credit	DSSI Korea Phase I - Loan No. 2005009 & 2009026	31/01/2021	15/06/2027	Debt relief	Government of Kenya	93,085,236
2021315	EUR	Govt of Fed. Republic of Germany - GTZ	Bilateral	DSSI Germany For Loan 2014012 - Phase 1	01/01/2021	15/06/2027	Debt relief	Government of Kenya	477,665,741
2021316	USD	Instituto De Credito:Kingdom Of Spain.	Bilateral	DSSI Phase 1 - Spain for Various Loans - USD	01/01/2021	15/06/2027	Debt relief	Government of Kenya	60,646,292
2021317	EUR	Instituto De Credito:Kingdom Of Spain.	Bilateral	DSSI Phase 1 Spain for Various Loans - EUR	01/01/2021	15/06/2027	Debt relief	Government of Kenya	839,361,470
2021318	DKK	Government of Denmark	Bilateral	DSSI Denmark Phase I	01/01/2021	01/07/2027	Debt relief	Government of Kenya	49,787,769
2021319	DKK	Government of Denmark	Bilateral	DSSI Denmark Phase II	01/01/2021	01/01/2028	Debt relief	Government of Kenya	56,900,308
2021320	USD	Instituto De Credito:Kingdom Of Spain.	Bilateral	DSSI Spain for Various Loans (Phase II) - USD	21/07/2021	15/12/2027	Debt relief	Government of Kenya	69,130,317
2021321	EUR	Government of Belgium	Bilateral	DSSI Belgium for various loans Phase II	30/12/2021	01/01/2028	Debt relief	Government of Kenya	71,431,326
2021322	EUR	Government of Italy	Bilateral	DSSI Italy Phase II - Loan No. 2001372	30/09/2021	15/12/2027	Debt relief	Government of Kenya	4,601,528
2021323	EUR	Instituto De Credito:Kingdom Of Spain.	Bilateral	DSSI Spain for Various Loans (Phase II) - EUR	01/07/2021	15/06/2028	Debt relief	Government of Kenya	901,768,251
2021324	KRW	Export - Import Bank - Korea	Export Credit	DSSI Korea Phase II - Loan No. 2005009	30/09/2021	15/12/2027	Debt relief	Government of Kenya	71,689,787
2021325	EUR	Govt of Fed. Republic of Germany - GTZ	Bilateral	DSSI Germany for Loan 2014012 - Phase 2	01/07/2021	15/12/2027	Debt relief	Government of Kenya	541,265,044
2021326	EUR	Govt of Fed. Republic of Germany - GTZ	Bilateral	DSSI Germany - For Loan 2014013 - Phase 2	01/07/2021	15/12/2027	Debt relief	Government of Kenya	194,821,575
2021327	EUR	Govt of Fed. Republic of Germany - GTZ	Bilateral	DSSI Germany - Various Loans - Phase 2	01/07/2021	15/12/2027	Debt relief	Government of Kenya	748,112,453
2021328	JPY	Government of Japan	Bilateral	DSSI Japan Phase I Various Loans	01/01/2021	15/06/2027	Debt relief	Government of Kenya	1,782,162,437
2021331	JPY	Government of Japan	Bilateral	DSSI Japan for Various Loans - Phase II	01/07/2021	15/12/2027	Debt relief	Government of Kenya	1,875,354,942
2022001	EUR	Govt of Fed. Republic of Germany - GTZ	Bilateral	Linking Farmers to Markets through Improvement of Rural Roads in Western Kenya	09/02/2022	15/12/2061	Standard Loan	Government of Kenya	-
2022002	EUR	International Development Association	Multilateral	Supporting Access to Finance and Enterprise Recovery Project(SAFER)	08/02/2022	15/06/2051	Standard Loan	Government of Kenya	1,369,458,898
2022003	EUR	Government of Italy	Bilateral	Malindi Integrated Health Development Program - MISHDP Phase II	26/01/2022	17/01/2053	Standard Loan	Government of Kenya	347,897,400
2022004	EUR	International Development Association	Multilateral	Additional Financing for Coastal Region Water Security and Climate Resilience Project	03/03/2022	01/12/2051	Standard Loan	Government of Kenya	-
2022005	EUR	Government of France	Bilateral	Supply of Forest Firefighting Equipment and Associated Services	17/03/2022	31/03/2057	Standard Loan	Government of Kenya	1,633,825,167
2022006	USD	International Development Association	Multilateral	Second Accelerating Reforms for an Inclusive and Resilient Recovery Development Policy Fi... 2022006	18/03/2022	15/03/2052	Standard Loan	Government of Kenya	83,590,520,000

2022007	USD	Intl Bank for Reconstruction & Developmt	Multilateral	Second Accelerating Reforms for an Inclusive and Resilient Recovery Development Policy Fi... 2022007	18/03/2022	15/09/2040	Standard Loan	Government of Kenya	36,972,730,000
2022008	EUR	International Development Association	Multilateral	Primary Education Equity in Learning Program	14/04/2022	01/12/2051	Standard Loan	Government of Kenya	5,698,818,329
2022009	EUR	International Development Association	Multilateral	Additional Financing Emergency Locust Response Project	28/04/2022	01/11/2051	Standard Loan	Government of Kenya	3,478,974,000
2022010	EUR	International Development Association	Multilateral	National Agricultural Value Chain Development Project	10/06/2022	15/12/2051	Standard Loan	Government of Kenya	7,350,082,294
2022011	EUR	International Development Association	Multilateral	De-Risking, Inclusion and Value Enhancement of Pastoral Economies in the Horn of Africa Project	29/06/2022	01/06/2052	Standard Loan	Government of Kenya	4,868,239,211
2022012	EUR	International Development Association	Multilateral	Eastern Africa Regional Statistics Program for Results	27/07/2022	01/04/2052	Standard Loan	Government of Kenya	733,459,912
2022013	EUR	International Development Association	Multilateral	Horn of Africa-Groundwater for Resilience Project	01/09/2022	15/05/2052	Standard Loan	Government of Kenya	1,156,964,240
2022014	EUR	African Development Bank	Multilateral	Competitiveness and Economic Recovery Support Programme (CERP II)	29/08/2022	01/04/2042	Standard Loan	Government of Kenya	15,481,434,300
2022015	USD	Khalifa Fund for Enterprise Development	Bilateral	Support to the MSME Sector Program	05/08/2022	15/01/2051	Standard Loan	Government of Kenya	-
2022017	EUR	Mizuho Bank Europe N.V	Commercial Bank	Upgrading Maternal and Newborn Care Units Project.	12/09/2022	12/09/2034	Standard Loan	Government of Kenya	1,158,677,031
2022019	EUR	Govt of Fed. Republic of Germany - GTZ	Bilateral	Support to Waste Water Management at Lake Victoria South	28/11/2022	15/11/2062	Standard Loan	Government of Kenya	-
2022022	EUR	Govt of Fed. Republic of Germany - GTZ	Bilateral	Programme for Promotion of Entrepreneurship and Employment (Centre for Entrepreneurship)	22/12/2022	15/11/2060	Standard Loan	Government of Kenya	-
2022026	EUR	African Development Bank	Multilateral	Multinational Horn of Africa Isiolo Mandera Corridor: Elwak Rhamu Rd Upgrading Project	09/05/2022	15/11/2046	Standard Loan	Government of Kenya	-
2022300	EUR	Agence Francaise De Development	Bilateral	DSSI France Phase II - AFD Various Loans EUR	01/07/2021	01/01/2028	Debt relief	Government of Kenya	4,251,387,970
2022301	USD	Agence Francaise De Development	Bilateral	DSSI France Phase II - AFD USD Loan 2015031	01/07/2021	01/01/2028	Debt relief	Government of Kenya	41,580,691
2022302	EUR	Government of France	Bilateral	DSSI France Phase II - Natixis Various Loans	01/07/2021	01/01/2028	Debt relief	Government of Kenya	42,402,581
2022303	EUR	Government of France	Bilateral	DSSI France Phase II - Banque De France for Loan No. 2004307	01/07/2021	01/01/2028	Debt relief	Government of Kenya	201,824,007
2022304	JPY	Government of Japan	Bilateral	DSSI Food Agency Japan for Loan 2001301 and 2004313 New	01/06/2021	15/06/2027	Debt relief	Government of Kenya	16,947,145
2023001	EUR	Govt of Fed. Republic of Germany - GTZ	Bilateral	Olkaria I & IV Uprating Geothermal Project	28/02/2023	15/12/2037	Standard Loan	Government of Kenya	-
2023003	EUR	African Development Bank	Multilateral	African Emergency Food Production Facility - Kenya (AEFPF-K)	03/05/2023	15/12/2047	Standard Loan	Government of Kenya	10,958,768,100
2023005	EUR	Africa Export-Import Bank (Afrexim Bank)	Commercial Bank	The US Dollars 600 Million Term Loan Facilities (EUR 273 Million)	12/05/2023	15/11/2027	Standard Loan	Government of Kenya	47,544,287,536
2023006	USD	Intl Bank for Reconstruction & Developmt	Multilateral	The Fiscal Sustainability and Inclusive Green Growth Development Policy Operation (DPO5)	29/05/2023	15/09/2041	Standard Loan	Government of Kenya	80,375,500,000
2023007	USD	International Development Association	Multilateral	The Fiscal Sustainability and Inclusive Green Growth Development Policy Operation (DPO5) - IDA	30/05/2023	15/03/2053	Standard Loan	Government of Kenya	29,738,935,000
2023008	USD	International Development Association	Multilateral	The Fiscal Sustainability and Inclusive Green Growth Development Policy Operation-IDA-sml-(DPO5)	29/05/2023	15/03/2035	Standard Loan	Government of Kenya	50,636,565,000
2023010	EUR	International Development Association	Multilateral	Food Systems Resilience Program for Eastern and Southern Africa Phase 3(Multiphase Programmatic SML)	03/07/2023	15/04/2035	Standard Loan	Government of Kenya	-
2023011	EUR	International Development Association	Multilateral	Food Systems Resilience Program for Eastern and Southern Africa Phase 3 Multiphase Programmatic App	03/07/2023	15/04/2053	Standard Loan	Government of Kenya	-
2023012	EUR	International Development Association	Multilateral	Kenya Digital Economy Acceleration Project - SML	11/07/2023	15/02/2035	Standard Loan	Government of Kenya	-
2023013	EUR	International Development Association	Multilateral	Kenya Digital Economy Acceleration Project	11/07/2023	15/02/2053	Standard Loan	Government of Kenya	-
2023014	USD	Organisation of Petroleum Exp Countries	Multilateral	Development of urban Roads in Five Counties - Phase I Project.	23/10/2023	15/04/2043	Standard Loan	Government of Kenya	16,075,100
2023015	EUR	International Development Association	Multilateral	Kenya Green and Resilient Expansion of Energy Program	15/12/2023	15/04/2053	Standard Loan	Government of Kenya	-
2023016	EUR	International Development Association	Multilateral	Kenya Green and Resilient Expansion of Energy Program -IDA SML	15/12/2023	15/04/2035	Standard Loan	Government of Kenya	-
2023017	EUR	International Development Association	Multilateral	Second Program for Strengthening Governance for Enabling Service Delivery and Public Investment inKE	19/12/2023	15/09/2053	Standard Loan	Government of Kenya	-
2023018	EUR	International Development Association	Multilateral	National Youth Opportunities Towards Advancement Project	06/12/2023	15/04/2053	Standard Loan	Government of Kenya	-
2023019	EUR	International Development Association	Multilateral	National Youth Opportunities Towards Advancement Project -IDA SML	06/12/2023	15/04/2035	Standard Loan	Government of Kenya	-
2023020	XDR	International Development Association	Multilateral	Second Additional Financing for Kenya Water Security and Climate Resilience Project	21/12/2023	15/10/2053	Standard Loan	Government of Kenya	-
2023021	EUR	International Development Association	Multilateral	Second Kenya Urban Support Program	21/12/2023	15/04/2053	Standard Loan	Government of Kenya	-
2023022	EUR	International Development Association	Multilateral	Second Kenya Urban Support Program -SML	21/12/2023	15/04/2035	Standard Loan	Government of Kenya	-
2023303	JPY	Government of Japan	Bilateral	DSSI Food Agency Japan for Loan 2004313	01/07/2021	15/12/2027	Debt relief	Government of Kenya	7,489,366
2024001	EUR	International Development Association	Multilateral	Health Emergency Preparedness,Response and Resilience Program Using the Multiphase Programmatic Appr	03/01/2024	15/05/2053	Standard Loan	Government of Kenya	-
1989015002	XDR	International Development Association	Multilateral	Financial Sector Adjustment Credit. (IDA 20490 SDR 92900000)	12/07/1989	01/03/2024	Standard Loan	Government of Kenya	495,588,985
1989015003	XDR	International Development Association	Multilateral	Financial Sector Adjustment Credit. (IDA 20491 Amount SDR 35300000)	12/07/1989	01/03/2024	Standard Loan	Government of Kenya	188,313,145
1989015004	XDR	International Development Association	Multilateral	Financial Sector Adjustment Credit. (IDA 20492 SDR 48200000)	12/07/1989	01/03/2024	Standard Loan	Government of Kenya	257,130,130
1990018002	XDR	International Development Association	Multilateral	Export Development Project (IDA 21970 SDR 69500000)	21/12/1990	15/10/2030	Standard Loan	Government of Kenya	4,149,184,845
1990018003	XDR	International Development Association	Multilateral	Export Development Project (IDA 21971 SDR 37300000)	21/12/1990	15/10/2030	Standard Loan	Government of Kenya	2,228,603,384
1996022003	USD	African Development Fund	Multilateral	The Third Nairobi Water Supply-Supplementary Loan (JPK-USD CONVERSION 2100150028144(2100150000474))	06/11/1996	01/10/2046	Debt relief	Government of Kenya	2,212,563,455

1998021003	USD	African Development Fund	Multilateral	Rural Health Project - Phase II 1998021 (JPK-USD CONVERSION 2100150006864)	20/07/1998	01/04/2048	Standard Loan	Government of Kenya	355,946,290
1999008002	EUR	Govt of Fed. Republic of Germany - GTZ	Bilateral	Reinstatement of Garsen - Lamu Road (Tr.1)	19/04/1999	30/06/2049	Standard Loan	Government of Kenya	738,367,934
1999008003	EUR	Govt of Fed. Republic of Germany - GTZ	Bilateral	Reinstatement of Garsen - Lamu Road (Tr.2)	19/04/1999	30/06/2049	Standard Loan	Government of Kenya	85,292,101
1999008004	EUR	Govt of Fed. Republic of Germany - GTZ	Bilateral	Reinstatement of Garsen - Lamu Road (Tr.3)	19/04/1999	30/06/2049	Standard Loan	Government of Kenya	101,238,806
1999008005	EUR	Govt of Fed. Republic of Germany - GTZ	Bilateral	Reinstatement of Garsen - Lamu Road (Tr.4)	19/04/1999	30/06/2049	Standard Loan	Government of Kenya	54,619,892
2000010003	USD	African Development Fund	Multilateral	Structural Adjustment Programme Loan (USD Portion 2100150010143)	27/11/2000	01/11/2050	Standard Loan	Government of Kenya	6,280,478,888
2001372003	EUR	Government of Italy	Bilateral	Rehab. of Limuru- Naivasha Road (Converted from ITK 1997017) (Tr.1 - Drawdown 1)	31/12/2001	14/04/2033	Standard Loan	Government of Kenya	26,977,106
2001372004	EUR	Government of Italy	Bilateral	Rehab. of Limuru- Naivasha Road (Converted from ITK 1997017) (Tr.2 - Drawdown 2)	31/12/2001	14/04/2033	Standard Loan	Government of Kenya	6,989,967
2001372005	EUR	Government of Italy	Bilateral	Rehab. of Limuru- Naivasha Road (Converted from ITK 1997017) (Tr.3 - Drawdown 3)	31/12/2001	14/04/2033	Standard Loan	Government of Kenya	8,105,888
2001372006	EUR	Government of Italy	Bilateral	Rehab. of Limuru- Naivasha Road (Converted from ITK 1997017) (Tr.4 - Drawdown 4)	31/12/2001	14/04/2033	Standard Loan	Government of Kenya	32,850,671
2001372007	EUR	Government of Italy	Bilateral	Rehab. of Limuru- Naivasha Road (Converted from ITK 1997017) (Tr.5 - Drawdown 5)	31/12/2001	14/04/2033	Standard Loan	Government of Kenya	23,014,375
2001372008	EUR	Government of Italy	Bilateral	Rehab. of Limuru- Naivasha Road (Converted from ITK 1997017) (Tr.6 - Drawdown 6)	31/12/2001	14/04/2033	Standard Loan	Government of Kenya	4,942,079
2002016003	USD	African Development Fund	Multilateral	Roads 2000- District Rural Roads Rehabilitation Project (USD Portion 2100150009821)	15/02/2002	01/05/2052	Standard Loan	Government of Kenya	2,593,570,391
2002016004	EUR	African Development Fund	Multilateral	Roads 2000- District Rural Roads Rehabilitation Project (EURO Portion 2100150010345)	15/02/2002	01/05/2052	Standard Loan	Government of Kenya	785,371,214
2003003002	XDR	International Development Association	Multilateral	Arid Lands Resource Mangmt. Proj. Ph II (3795-0 KE)	26/06/2003	15/05/2046	Standard Loan	Government of Kenya	7,256,831,088
2003003003	XDR	International Development Association	Multilateral	Arid Lands Resource Mangmt. Proj. Ph II (3795-1 KE)	26/06/2003	15/05/2046	Standard Loan	Government of Kenya	5,653,492,496
2004002004	EUR	African Development Fund	Multilateral	ASAL Based Livestock & Rural Livelihoods (Euro Portion 2100150012048)	30/06/2004	01/05/2054	Standard Loan	Government of Kenya	1,032,908,482
2004002005	USD	African Development Fund	Multilateral	ASAL Based Livestock & Rural Livelihoods (USD Portion 2100150012393)	30/06/2004	01/05/2054	Standard Loan	Government of Kenya	3,011,332,260
2004002006	GBP	African Development Fund	Multilateral	ASAL Based Livestock & Rural Livelihoods (GPB Portion 2100150026894)	30/06/2004	01/05/2054	Standard Loan	Government of Kenya	17,937,997
2004007003	USD	African Development Fund	Multilateral	Education III (USD Portion 2100150009795)	04/06/2004	01/05/2054	Standard Loan	Government of Kenya	4,024,571,530
2004007004	JPY	African Development Fund	Multilateral	Education III (Yen Portion 2100150014295)	04/06/2004	01/11/2053	Standard Loan	Government of Kenya	-
2004007005	EUR	African Development Fund	Multilateral	Education III (Euro Portion 2100150013998)	04/06/2004	01/05/2054	Standard Loan	Government of Kenya	58,506,348
2004007006	GBP	African Development Fund	Multilateral	Education III (GBP-Portion - 2100150026294)	04/06/2004	01/11/2053	Standard Loan	Government of Kenya	357,517,097
2004009002	EUR	Govt of Fed. Republic of Germany - GTZ	Bilateral	Rural Infrastructure-Mt.Kenya Region (Tr.1)	23/09/2004	30/12/2054	Standard Loan	Government of Kenya	655,307,657
2004009003	EUR	Govt of Fed. Republic of Germany - GTZ	Bilateral	Rural Infrastructure-Mt.Kenya Region (Tr.2 - Tranch 2)	23/09/2004	30/12/2054	Standard Loan	Government of Kenya	366,712,573
2004014003	EUR	African Development Fund	Multilateral	Rural Health Project III Sep 06, 2004 (EURO Portion 2100150012398)	06/09/2004	01/05/2054	Standard Loan	Government of Kenya	1,217,054,790
2004014004	USD	African Development Fund	Multilateral	Rural Health Project III Sep 06, 2004 (USD Portion 2100150020096)	06/09/2004	01/05/2054	Standard Loan	Government of Kenya	1,248,002,458
2004014005	GBP	African Development Fund	Multilateral	Rural Health Project III Sep 06, 2004 (GBP-Portion, 2100150025803)	06/09/2004	01/05/2054	Standard Loan	Government of Kenya	829,790,039
2004015003	EUR	African Development Fund	Multilateral	Rift Valley Water Supply & Sanitation (Euro Portion 2100150013045)	06/09/2004	01/05/2054	Standard Loan	Government of Kenya	723,744,875
2004015005	USD	African Development Fund	Multilateral	Rift Valley Water Supply & Sanitation (USD Portion 2100150015552)	06/09/2004	01/05/2054	Standard Loan	Government of Kenya	2,076,263,797
2004307003	EUR	Government of France	Bilateral	Paris Club Resch. 2004 France (ODA) BDF (Tr.1 - Account No.1)	20/10/2004	30/06/2025	Standard Loan	Government of Kenya	34,528,721
2004307004	EUR	Government of France	Bilateral	Paris Club Resch. 2004 France (ODA) BDF (Tr.2 - Account No.2)	20/10/2004	30/06/2025	Standard Loan	Government of Kenya	631,014,674
2004307005	EUR	Government of France	Bilateral	Paris Club Resch. 2004 France (ODA) BDF (Tr.3 - Account No.3)	20/10/2004	30/06/2025	Standard Loan	Government of Kenya	10,739,701
2004307006	EUR	Government of France	Bilateral	Paris Club Resch. 2004 France (ODA) BDF (Tr.4 - Account No.4)	20/10/2004	30/06/2025	Standard Loan	Government of Kenya	5,355,179
2004311002	USD	Government of United States of America	Bilateral	Paris Club Resched.2004 USA (USAID Debts) (Direct Loans Rescheduled (615-X-027R))	11/05/2004	01/07/2025	Standard Loan	Government of Kenya	94,050,404
2004311003	USD	Government of United States of America	Bilateral	Paris Club Resched.2004 USA (USAID Debts) (Direct Loans Rescheduled. 615X028R)	11/05/2004	01/07/2025	Standard Loan	Government of Kenya	48,828,455
2004314002	JPY	Government of Japan	Bilateral	Paris Club Rescheduling ODA-JICA (Japan Rescheduled Amount I)	15/01/2004	30/06/2025	Standard Loan	Government of Kenya	1,925,449,909
2004314003	JPY	Government of Japan	Bilateral	Paris Club Rescheduling ODA-JICA (Paris Rescheduled Amount II)	15/01/2004	30/06/2025	Standard Loan	Government of Kenya	879,259,928
2004316002	JPY	Government of Japan	Bilateral	Paris Club Rescheduling JBIC (KBC,TARDA,EAPC) ODA-JICA (Japan Rescheduled Amount I-1,I-2 and I-3)	15/01/2004	30/06/2025	Standard Loan	Government of Kenya	687,834,070
2004316003	JPY	Government of Japan	Bilateral	Paris Club Rescheduling JBIC (KBC,TARDA,EAPC) ... (Paris Rescheduled Amount II-1,II-2 and II-3 (...)	15/01/2004	30/06/2025	Standard Loan	Government of Kenya	309,532,186

2005001004	EUR	African Development Fund	Multilateral	Mombasa-Nairobi-Addis-Ababa Road Project (Euro Portion 2100150014401)	04/02/2005	01/05/2055	Standard Loan	Government of Kenya	1,335,083,678
2005001005	USD	African Development Fund	Multilateral	Mombasa-Nairobi-Addis-Ababa Road Project (USD Portion-2100150016595)	04/02/2005	01/05/2055	Standard Loan	Government of Kenya	4,862,447,098
2005001006	GBP	African Development Fund	Multilateral	Mombasa-Nairobi-Addis-Ababa Road Project (GBP-Portion 2100150026193)	04/02/2005	01/05/2055	Standard Loan	Government of Kenya	866,547,647
2005002003	EUR	African Development Fund	Multilateral	Multinational Pj. Tsetse& Trypnosomiasis (EUR Portion 2100150011946)	04/02/2005	01/11/2054	Standard Loan	Government of Kenya	340,260,440
2005002004	USD	African Development Fund	Multilateral	Multinational Pj. Tsetse& Trypnosomiasis (USD Portion 2100150014417)	04/02/2005	01/11/2054	Standard Loan	Government of Kenya	1,053,629,505
2005008003	EUR	African Development Fund	Multilateral	Ewaso Ngiro Natural Resources Conservation Project (EUR Portion 2100150011944)	16/06/2005	01/05/2055	Standard Loan	Government of Kenya	675,936,397
2005008005	USD	African Development Fund	Multilateral	Ewaso Ngiro Natural Resources Conservation Project (USD Portion 2100150014410)	16/06/2005	01/05/2055	Standard Loan	Government of Kenya	1,620,195,840
2005008006	GBP	African Development Fund	Multilateral	Ewaso Ngiro Natural Resources Conservation Project (GBP Portion-2100150025805)	16/06/2005	01/05/2055	Standard Loan	Government of Kenya	193,012,338
2005012003	USD	African Development Fund	Multilateral	Green Zones Devt. Support Project (USD Portion 2100150012402)	30/11/2005	01/11/2055	Standard Loan	Government of Kenya	4,757,461,217
2005012004	EUR	African Development Fund	Multilateral	Green Zones Devt. Support Project (Euro Portion 2100150014345)	30/11/2005	01/11/2055	Standard Loan	Government of Kenya	108,622,207
2005012005	JPY	African Development Fund	Multilateral	Green Zones Devt. Support Project (Yen Portion 2100150014397)	30/11/2005	01/11/2055	Standard Loan	Government of Kenya	561,964,823
2005013002	EUR	European Investment Bank	Multilateral	KPLC Grid Development Project (Disbursement 1; 119311)	16/12/2005	20/07/2025	Standard Loan	Government of Kenya	49,697,754
2005013003	EUR	European Investment Bank	Multilateral	KPLC Grid Development Project (Disbusememnt 2; 119356)	16/12/2005	20/07/2025	Standard Loan	Government of Kenya	72,904,732
2005013004	EUR	European Investment Bank	Multilateral	KPLC Grid Development Project (Disbursement 3 ;119331)	16/12/2005	20/07/2025	Standard Loan	Government of Kenya	36,042,171
2005013005	EUR	European Investment Bank	Multilateral	KPLC Grid Development Project (Disbursement 4; 119374)	16/12/2005	20/07/2025	Standard Loan	Government of Kenya	151,713,400
2005013006	EUR	European Investment Bank	Multilateral	KPLC Grid Development Project (Disbursement 5; 119392)	16/12/2005	20/07/2025	Standard Loan	Government of Kenya	270,255,370
2005013007	EUR	European Investment Bank	Multilateral	KPLC Grid Development Project (Disbusement 6; 119423)	16/12/2005	20/07/2025	Standard Loan	Government of Kenya	134,574,862
2005013008	EUR	European Investment Bank	Multilateral	KPLC Grid Development Project (Disbursement 7; 202065)	16/12/2005	20/07/2025	Standard Loan	Government of Kenya	23,871,914
2006013003	EUR	Agence Francaise De Development	Bilateral	Solid Waste Management Kisumu and Mombasa (Tranche 1)	29/05/2006	30/04/2035	Standard Loan	Government of Kenya	46,731,663
2006014003	USD	African Development Fund	Multilateral	Kimira- Oluch Smallholder Farm Improvement Project (USD Portion 2100150013843)	14/07/2006	01/05/2056	Standard Loan	Government of Kenya	4,806,794,136
2006014004	EUR	African Development Fund	Multilateral	Kimira- Oluch Smallholder Farm Improvement Project (Euro Portion 2100150016945)	14/07/2006	01/05/2056	Standard Loan	Government of Kenya	223,246,337
2006014005	JPY	African Development Fund	Multilateral	Kimira- Oluch Smallholder Farm Improvement Project (JPK Portion-2100150018294)	14/07/2006	01/05/2056	Standard Loan	Government of Kenya	98,198,337
2007001002	EUR	Government of Italy	Bilateral	Sigor Wei-Wei Agricultural Scheme Phase III (Tr Main)	23/01/2007	22/09/2049	Standard Loan	Government of Kenya	493,344,953
2007001003	EUR	Government of Italy	Bilateral	Sigor Wei-Wei Agricultural Scheme Phase III (Disbursement1) - Tranche 2	23/01/2007	22/09/2049	Standard Loan	Government of Kenya	11,738,928
2007001004	EUR	Government of Italy	Bilateral	Sigor Wei-Wei Agricultural Scheme Phase III (Disbursement)	23/01/2007	22/09/2049	Standard Loan	Government of Kenya	96,539,479
2007001005	EUR	Government of Italy	Bilateral	Sigor Wei-Wei Agricultural Scheme Phase III (Dirsbursement Euro 67485)	23/01/2007	22/09/2049	Standard Loan	Government of Kenya	11,738,928
2007001006	EUR	Government of Italy	Bilateral	Sigor Wei-Wei Agricultural Scheme Phase III (Disbursement Euro 329546.88)	23/01/2007	22/09/2049	Standard Loan	Government of Kenya	57,324,251
2007001007	EUR	Government of Italy	Bilateral	Sigor Wei-Wei Agricultural Scheme Phase III-Disbursement of Euro 652,750.08	23/01/2007	22/09/2049	Standard Loan	Government of Kenya	113,545,028
2007001008	EUR	Government of Italy	Bilateral	Sigor Wei-Wei Agricultural Scheme Phase III-Disbursement of Euro 51,050.00	23/01/2007	22/09/2049	Standard Loan	Government of Kenya	8,880,081
2007001009	EUR	Government of Italy	Bilateral	Sigor Wei-Wei Agricultural Scheme Phase III-Disbursement of Euro 175,825.39	23/01/2007	22/09/2049	Standard Loan	Government of Kenya	30,584,598
2007001010	EUR	Government of Italy	Bilateral	Sigor Wei-Wei Agricultural Scheme Phase III-Disbursement of Euro 263,467.87	23/01/2007	22/09/2049	Standard Loan	Government of Kenya	45,829,893
2007001011	EUR	Government of Italy	Bilateral	Sigor Wei-Wei Agricultural Scheme Phase III-Disbursement of Euro 243,471.43	23/01/2007	22/09/2049	Standard Loan	Government of Kenya	42,351,539
2007003003	USD	African Development Fund	Multilateral	Arusha-Namanga-Athi River Road Development Project (USD Portion 2100150016093)	08/02/2007	01/11/2056	Standard Loan	Government of Kenya	4,635,225,880
2007003004	EUR	African Development Fund	Multilateral	Arusha-Namanga-Athi River Road Development Project (EURO Portion 2100150016143)	08/02/2007	01/11/2056	Standard Loan	Government of Kenya	1,453,221,427
2007003005	GBP	African Development Fund	Multilateral	Arusha-Namanga-Athi River Road Development Project (GBP-Portion 2100150026245)	08/02/2007	01/11/2056	Standard Loan	Government of Kenya	694,734,773
2007003006	JPY	African Development Fund	Multilateral	Arusha-Namanga-Athi River Road Development Project (JP Yen Portion 2100150016444)	08/02/2007	01/11/2056	Standard Loan	Government of Kenya	2,172,558,469

2007008002	XDR	International Development Association	Multilateral	Transparency and Communications Infrastructure Project (Tranche 5092 (SDR 35600000))	23/05/2007	01/02/2054	Standard Loan	Government of Kenya	6,928,183,127
2007008003	XDR	International Development Association	Multilateral	Transparency and Communications Infrastructure Project (Tranche 5408 (SDR 19600000))	23/05/2007	01/02/2054	Standard Loan	Government of Kenya	3,940,120,210
2007008004	XDR	International Development Association	Multilateral	Transparency and Communications Infrastructure Project (Tranche 42840)	23/05/2007	01/02/2054	Standard Loan	Government of Kenya	13,832,834,204
2007019003	USD	African Development Fund	Multilateral	Nairobi-Thika Highway Project (USD Portion-2100150020243)	26/11/2007	01/05/2067	Standard Loan	Government of Kenya	7,817,257,923
2007019004	EUR	African Development Fund	Multilateral	Nairobi-Thika Highway Project (Euro Portion-2100150021793)	26/11/2007	01/05/2067	Standard Loan	Government of Kenya	6,742,033,263
2007019005	GBP	African Development Fund	Multilateral	Nairobi-Thika Highway Project (GBP-Portion-2100150026148)	26/11/2007	01/05/2067	Standard Loan	Government of Kenya	4,774,427,004
2007019006	JPY	African Development Fund	Multilateral	Nairobi-Thika Highway Project (JPK portion-2100150020593)	26/11/2007	01/05/2067	Standard Loan	Government of Kenya	3,161,188,639
2007020003	EUR	African Development Fund	Multilateral	Small Scale Horticultural Development Project (EURO Portion-2100150017143)	26/11/2007	01/05/2057	Standard Loan	Government of Kenya	874,621,378
2007020004	USD	African Development Fund	Multilateral	Small Scale Horticultural Development Project (USD Portion-2100150020148)	26/11/2007	01/05/2057	Standard Loan	Government of Kenya	570,249,427
2007020005	JPY	African Development Fund	Multilateral	Small Scale Horticultural Development Project (Yen Portion-2100150021094)	26/11/2007	01/05/2057	Standard Loan	Government of Kenya	131,126,827
2007020006	GBP	African Development Fund	Multilateral	Small Scale Horticultural Development Project (GBP-Portion-2100150025896)	26/11/2007	01/05/2057	Standard Loan	Government of Kenya	1,344,805,763
2007021003	USD	African Development Fund	Multilateral	Water Services Boards Support Project (USD Portion-2100150020345)	26/11/2007	01/05/2058	Standard Loan	Government of Kenya	1,371,968,136
2007021004	JPY	African Development Fund	Multilateral	Water Services Boards Support Project (JPK Portion-2100150021943)	26/11/2007	01/11/2057	Standard Loan	Government of Kenya	488,008,290
2007021005	EUR	African Development Fund	Multilateral	Water Services Boards Support Project (EURO Portion-2100150024243)	26/11/2007	01/11/2057	Standard Loan	Government of Kenya	1,525,176,082
2007021006	GBP	African Development Fund	Multilateral	Water Services Boards Support Project (GBP-Portion-2100150025894)	26/11/2007	01/11/2057	Standard Loan	Government of Kenya	3,108,447,773
2009001003	USD	African Development Fund	Multilateral	Support for Technical,Industrial ,Vocational and Entrepreneurship T... (USD Portion - 2100150019844)	23/02/2009	01/10/2060	Standard Loan	Government of Kenya	1,084,985,830
2009001004	EUR	African Development Fund	Multilateral	Support for Technical,Industrial ,Vocational and Entrepreneurship T... (EURO Portion- 2100150024995)	23/02/2009	01/10/2060	Standard Loan	Government of Kenya	991,485,274
2009001005	GBP	African Development Fund	Multilateral	Support for Technical,Industrial ,Vocational and Entrepreneurship Tr... (GBP Portion- 2100150026057)	23/02/2009	01/10/2060	Standard Loan	Government of Kenya	2,243,415,954
2009001006	JPY	African Development Fund	Multilateral	Support for Technical,Industrial ,Vocational and Entrepreneurship Tr... (JPK portion- 2100150029146)	23/02/2009	01/10/2060	Standard Loan	Government of Kenya	172,226,193
2009002003	JPY	African Development Fund	Multilateral	Community Empowerment and Institutional Support Project (JPK Portion-2100150020644)	23/02/2009	01/11/2058	Standard Loan	Government of Kenya	84,017,708
2009002004	EUR	African Development Fund	Multilateral	Community Empowerment and Institutional Support Project (EUR Portion-2100150023796)	23/02/2009	01/11/2058	Standard Loan	Government of Kenya	969,078,213
2009002005	USD	African Development Fund	Multilateral	Community Empowerment and Institutional Support Project (USD portion-2100150023996)	23/02/2009	01/11/2058	Standard Loan	Government of Kenya	332,862,855
2009002006	GBP	African Development Fund	Multilateral	Community Empowerment and Institutional Support Project (GBP-Portion 2100150025804)	23/02/2009	01/11/2058	Standard Loan	Government of Kenya	1,816,921,190
2009010003	USD	African Development Fund	Multilateral	Restoration of the Infrastructure and Rural Livelhoods Project (USD Portion 2100150021645)	04/06/2009	01/04/2059	Standard Loan	Government of Kenya	1,768,165,019
2009010004	JPY	African Development Fund	Multilateral	Restoration of the Infrastructure and Rural Livelhoods Project (JPK Portion 2100150022793/94)	04/06/2009	01/04/2059	Standard Loan	Government of Kenya	53,849,294
2009010005	EUR	African Development Fund	Multilateral	Restoration of the Infrastructure and Rural Livelhoods Project (Euro Portion 2100150023748)	04/06/2009	01/04/2059	Standard Loan	Government of Kenya	1,005,089,889
2009010006	GBP	African Development Fund	Multilateral	Restoration of the Infrastructure and Rural Livelhoods Project (GBP Portion 2100150025802)	04/06/2009	01/04/2059	Standard Loan	Government of Kenya	330,216,335
2009011003	JPY	African Development Fund	Multilateral	Mombasa-Nairobi Transmission Line Project (JPK Portion-2100150023444)	04/06/2009	01/05/2059	Standard Loan	Government of Kenya	452,207,154
2009011004	USD	African Development Fund	Multilateral	Mombasa-Nairobi Transmission Line Project (USD Portion-2100150023445)	04/06/2009	01/05/2059	Standard Loan	Government of Kenya	828,954,354
2009011005	EUR	African Development Fund	Multilateral	Mombasa-Nairobi Transmission Line Project (EUR Portion-2100150024443)	04/06/2009	01/05/2059	Standard Loan	Government of Kenya	3,069,911,854
2009011006	GBP	African Development Fund	Multilateral	Mombasa-Nairobi Transmission Line Project (GBP-Portion-2100150026149)	04/06/2009	01/05/2059	Standard Loan	Government of Kenya	1,504,087,625
2009021003	EUR	African Development Fund	Multilateral	Mombasa- Nairobi-Adis Ababa Road Corridor Project Phase 11(Marsabit-... (EURO Portion-2100150024493)	11/12/2009	01/05/2060	Standard Loan	Government of Kenya	8,283,352,783

2009021004	USD	African Development Fund	Multilateral	Mombasa- Nairobi-Adis Ababa Road Corridor Project Phase 11(Marsabit-T... (USD-Portion-2100150025698)	11/12/2009	01/05/2060	Standard Loan	Government of Kenya	2,998,475,048
2009021005	GBP	African Development Fund	Multilateral	Mombasa- Nairobi-Adis Ababa Road Corridor Project Phase 11(Marsabit-T... (GBP-Portion-2100150026105)	11/12/2009	01/05/2060	Standard Loan	Government of Kenya	8,411,294,016
2009021006	JPY	African Development Fund	Multilateral	Mombasa- Nairobi-Adis Ababa Road Corridor Project Phase 11(Marsa... (JPK-Yen Componet-2100150029144)	11/12/2009	01/05/2060	Standard Loan	Government of Kenya	1,738,456,219
2010002003	USD	African Development Fund	Multilateral	Small Towns And Rural Water Supply and Sanitation (USD-Portion-2100150025243)	05/04/2010	01/11/2060	Standard Loan	Government of Kenya	15,357,318,826
2010007002	JPY	Government of Japan	Bilateral	Mwea Irrigation Dvpt Project (PRINCIPAL I)	16/08/2010	20/09/2040	Standard Loan	Government of Kenya	9,013,255,866
2010007003	JPY	Government of Japan	Bilateral	Mwea Irrigation Dvpt Project (PRINCIPAL II KE P27 A)	16/08/2010	20/09/2040	Standard Loan	Government of Kenya	1,033,869,746
2010016002	XDR	International Development Association	Multilateral	Health Sector support Project (IDA 4771 SDR 66200000)	05/07/2010	15/11/2053	Standard Loan	Government of Kenya	13,020,374,866
2010016003	XDR	International Development Association	Multilateral	Health Sector support Project (IDA 50340 SDR 35735975)	05/07/2010	15/11/2053	Standard Loan	Government of Kenya	6,960,415,983
2010016004	XDR	International Development Association	Multilateral	Health Sector support Project (IDA 53670 SDR 26700000)	05/07/2010	15/11/2053	Standard Loan	Government of Kenya	5,042,296,243
2010017003	GBP	African Development Fund	Multilateral	NELSAP-Multinational-Kenyan Section of Interconnection of Electric Gr... (GBP-Portion 2100150026548)	20/09/2010	01/05/2060	Standard Loan	Government of Kenya	75,484,757
2010017004	USD	African Development Fund	Multilateral	NELSAP-Multinational-Kenyan Section of Interconnection of Electric Gr... (USD-Portion 2100150029543)	20/09/2010	01/05/2060	Standard Loan	Government of Kenya	4,671,243,246
2010020002	JPY	Government of Japan	Bilateral	Olkaria-Lessos-Kisumu Transmission Lines Construction Project (PRINCIPAL I)	10/12/2010	20/01/2051	Standard Loan	Government of Kenya	11,276,579,084
2010020003	JPY	Government of Japan	Bilateral	Olkaria-Lessos-Kisumu Transmission Lines Construction Project (PRINCIPAL II A)	10/12/2010	20/01/2051	Standard Loan	Government of Kenya	590,374,972
2010022003	EUR	European Investment Bank	Multilateral	Olkaria1 and1V Geothermal Expansion Project (Tr.1 - Disbursement 2)	15/12/2010	30/09/2040	Standard Loan	Government of Kenya	409,949,473
2010022004	EUR	European Investment Bank	Multilateral	Olkaria1 and1V Geothermal Expansion Project (Tr.2 - disbursement 3)	15/12/2010	30/09/2040	Standard Loan	Government of Kenya	297,573,467
2010022005	EUR	European Investment Bank	Multilateral	Olkaria1 and1V Geothermal Expansion Project (Tr.3 - Disbursement)	15/12/2010	30/09/2040	Standard Loan	Government of Kenya	1,546,502,130
2010022006	EUR	European Investment Bank	Multilateral	Olkaria1 and1V Geothermal Expansion Project (Tr.4 - Disbursemnt)	15/12/2010	30/09/2040	Standard Loan	Government of Kenya	842,921,719
2010022007	EUR	European Investment Bank	Multilateral	Olkaria1 and1V Geothermal Expansion Project (Tr.5 - Disbursemnt)	15/12/2010	30/09/2040	Standard Loan	Government of Kenya	454,790,861
2010022008	EUR	European Investment Bank	Multilateral	Olkaria1 and1V Geothermal Expansion Project (Tr.6 - Disbursement)	15/12/2010	30/09/2040	Standard Loan	Government of Kenya	2,788,013,121
2010022009	EUR	European Investment Bank	Multilateral	Olkaria1 and1V Geothermal Expansion Project (Tr.7 - Disbursement)	15/12/2010	30/09/2040	Standard Loan	Government of Kenya	968,181,033
2010022010	EUR	European Investment Bank	Multilateral	Olkaria1 and1V Geothermal Expansion Project (Tr.8 - Disbursement)	15/12/2010	30/09/2040	Standard Loan	Government of Kenya	527,526,482
2010022011	EUR	European Investment Bank	Multilateral	Olkaria1 and1V Geothermal Expansion Project (Tr.9 - Disbursement)	15/12/2010	30/09/2040	Standard Loan	Government of Kenya	952,418,012
2010022012	EUR	European Investment Bank	Multilateral	Olkaria1 and1V Geothermal Expansion Project (Tr.10 - Disbursement)	15/12/2010	30/09/2040	Standard Loan	Government of Kenya	1,378,318,610
2010022013	EUR	European Investment Bank	Multilateral	Olkaria1 and1V Geothermal Expansion Project (Tr.11 - Disbursement)	15/12/2010	30/09/2040	Standard Loan	Government of Kenya	1,576,745,396
2010022014	EUR	European Investment Bank	Multilateral	Olkaria1 and1V Geothermal Expansion Project (Tr.12 - Disbursement)	15/12/2010	30/09/2040	Standard Loan	Government of Kenya	1,642,600,829
2010022015	EUR	European Investment Bank	Multilateral	Olkaria1 and1V Geothermal Expansion Project (Tr.13 - Disbursement 14)	15/12/2010	30/09/2040	Standard Loan	Government of Kenya	2,678,426,387
2010025003	EUR	Agence Francaise De Development	Bilateral	Olkaria 1 units 4 and 5 (Tranche 4)	15/12/2010	31/12/2039	Standard Loan	Government of Kenya	2,937,783,088
2010025004	EUR	Agence Francaise De Development	Bilateral	Olkaria 1 units 4 and 5 (Tranche 3)	15/12/2010	31/12/2039	Standard Loan	Government of Kenya	874,845,254
2010025005	EUR	Agence Francaise De Development	Bilateral	Olkaria 1 units 4 and 5 (Tranche 2)	15/12/2010	31/12/2039	Standard Loan	Government of Kenya	872,129,467
2010025006	EUR	Agence Francaise De Development	Bilateral	Olkaria 1 units 4 and 5 (Tranche 5)	15/12/2010	31/12/2039	Standard Loan	Government of Kenya	487,599,376
2010025007	EUR	Agence Francaise De Development	Bilateral	Olkaria 1 units 4 and 5 (Tranche 6)	15/12/2010	31/12/2039	Standard Loan	Government of Kenya	922,182,493
2010025008	EUR	Agence Francaise De Development	Bilateral	Olkaria 1 units 4 and 5 (Tranche 7)	15/12/2010	31/12/2039	Standard Loan	Government of Kenya	461,316,376
2011003003	EUR	Agence Francaise De Development	Bilateral	Generation and Transmission Master Plan and Support of Geothermal Development Company (Tranche 1)	05/04/2011	31/01/2031	Standard Loan	Government of Kenya	422,250,218
2011003004	EUR	Agence Francaise De Development	Bilateral	Generation and Transmission Master Plan and Support of Geothermal Development Company (Tranche 3)	05/04/2011	31/01/2031	Standard Loan	Government of Kenya	1,513,482,391
2011003005	EUR	Agence Francaise De Development	Bilateral	Generation and Transmission Master Plan and Support of Geothermal Development Company (Tranche 4)	05/04/2011	31/01/2031	Standard Loan	Government of Kenya	1,568,182,202
2011003006	EUR	Agence Francaise De Development	Bilateral	Generation and Transmission Master Plan and Support of Geothermal De... (Tranche 5 for 3,224,706.46)	05/04/2011	31/01/2031	Standard Loan	Government of Kenya	327,211,207

2011003007	EUR	Agence Francaise De Development	Bilateral	Generation and Transmission Master Plan and Support of Geothermal Development Company (Tranche 2)	05/04/2011	31/01/2031	Standard Loan	Government of Kenya	1,356,400,235
2011003008	EUR	Agence Francaise De Development	Bilateral	Generation and Transmission Master Plan and Support of Geothermal Development Company (Tranche 6)	05/04/2011	31/01/2031	Standard Loan	Government of Kenya	359,709,030
2011007003	USD	African Development Fund	Multilateral	Eldoret-Timboroa Road Rehabilitation Project (USD-Portion 2100150027493)	23/03/2011	01/11/2061	Standard Loan	Government of Kenya	6,817,841,311
2011007004	EUR	African Development Fund	Multilateral	Eldoret-Timboroa Road Rehabilitation Project (Euro Portion 2100150028493)	23/03/2011	01/11/2061	Standard Loan	Government of Kenya	324,408,241
2011013003	USD	African Development Fund	Multilateral	Power Transmissiion System Improvement Project (USD-Portion 2100150026945)	23/03/2011	01/11/2060	Standard Loan	Government of Kenya	9,567,628,410
2011013004	GBP	African Development Fund	Multilateral	Power Transmissiion System Improvement Project (GPB Portion 2100150026944)	23/03/2011	01/11/2060	Standard Loan	Government of Kenya	75,107,289
2011013005	EUR	African Development Fund	Multilateral	Power Transmissiion System Improvement Project (EURO Option 2100150027694)	23/03/2011	01/11/2060	Standard Loan	Government of Kenya	15,494,519
2011014003	USD	African Development Fund	Multilateral	Nairobi River Basin Rehabilitation & Restoration Program:Sewerage Imp... (USD-Portion 2100150026743)	23/03/2011	01/11/2060	Standard Loan	Government of Kenya	6,858,955,649
2011014004	EUR	African Development Fund	Multilateral	Nairobi River Basin Rehabilitation & Restoration Program:Sewerage Im... (Euro Portion 2100150026893)	23/03/2011	01/11/2060	Standard Loan	Government of Kenya	58,237,049
2011014005	GBP	African Development Fund	Multilateral	Nairobi River Basin Rehabilitation & Restoration Program:Sewerage Imp... (GBP Portion 2100150028347)	23/03/2011	01/11/2060	Standard Loan	Government of Kenya	693,991,241
2012001003	EUR	African Development Fund	Multilateral	Mombasa Nairobi Addisababa Road Corridor Project Ph 3(Turbi-Moyale) (EURO Portion 2100150028044)	12/03/2012	01/10/2061	Standard Loan	Government of Kenya	1,660,004,803
2012001004	USD	African Development Fund	Multilateral	Mombasa Nairobi Addisababa Road Corridor Project Ph 3(Turbi-Moyale) (USD- Portion 2100150029145)	12/03/2012	01/10/2061	Standard Loan	Government of Kenya	19,059,671,220
2012002003	USD	African Development Fund	Multilateral	Menengai Geothermal Development Project (USD -Portion 2100150026101)	12/03/2012	01/10/2061	Standard Loan	Government of Kenya	18,156,559,304
2012023002	JPY	Government of Japan	Bilateral	Mombasa Port Area Road Project (Tranche 1 29A)	12/06/2012	20/06/2045	Standard Loan	Government of Kenya	3,225,945,112
2012023003	JPY	Government of Japan	Bilateral	Mombasa Port Area Road Project (Principal I 29)	12/06/2012	20/06/2042	Standard Loan	Government of Kenya	23,385,346,064
2012024003	EUR	Agence Francaise De Development	Bilateral	Nairobi Ring Transmission Project (Tranche 2)	08/06/2012	31/07/2032	Standard Loan	Government of Kenya	1,531,369,806
2012024004	EUR	Agence Francaise De Development	Bilateral	Nairobi Ring Transmission Project (Tranche 3)	08/06/2012	31/07/2032	Standard Loan	Government of Kenya	2,502,997,543
2012024005	EUR	Agence Francaise De Development	Bilateral	Nairobi Ring Transmission Project (Tranche 4)	08/06/2012	31/07/2032	Standard Loan	Government of Kenya	2,112,234,214
2012024006	EUR	Agence Francaise De Development	Bilateral	Nairobi Ring Transmission Project (Tranche 5)	08/06/2012	31/07/2032	Standard Loan	Government of Kenya	2,143,917,728
2012031002	AUA	African Development Fund	Multilateral	Ethiopia Kenya Electricity Highway Project (Tranche 1->Undisbursed Portion)	06/12/2012	01/10/2062	Standard Loan	Government of Kenya	-
2012031003	USD	African Development Fund	Multilateral	Ethiopia Kenya Electricity Highway Project (USD-PORTION - 2100150030893)	06/12/2012	01/10/2062	Standard Loan	Government of Kenya	15,412,197,675
2012032003	USD	African Development Fund	Multilateral	Support to Enhancement of Quality & Relevance in Higher Education , S... (USD Portion-2100150030943)	06/12/2012	01/08/2061	Standard Loan	Government of Kenya	6,115,950,450
2012033003	EUR	Agence Francaise De Development	Bilateral	Nothern kenya Wild Life Conservation Project (Tranche 03)	01/08/2012	31/07/2036	Standard Loan	Government of Kenya	400,615,453
2012033004	EUR	Agence Francaise De Development	Bilateral	Nothern kenya Wild Life Conservation Project (Tranche 02)	01/08/2012	31/07/2036	Standard Loan	Government of Kenya	400,615,453
2012033005	EUR	Agence Francaise De Development	Bilateral	Nothern kenya Wild Life Conservation Project (Tranche 04)	01/08/2012	31/07/2036	Standard Loan	Government of Kenya	278,607,835
2013001002	AUA	African Development Fund	Multilateral	Drought Resilience and Sustainable Livelihoods P... (Main Loan - 2100150028345->Undisbursed Portion)	27/02/2013	01/10/2062	Standard Loan	Government of Kenya	-
2013001003	USD	African Development Fund	Multilateral	Drought Resilience and Sustainable Livelihoods Programme in the Hor... (USD Portion - 2100150029695)	27/02/2013	01/10/2062	Standard Loan	Government of Kenya	7,943,379,889
2013005003	USD	African Development Fund	Multilateral	Multinational-Arusha-Holili/Taveta-Voi Road Project (USD-Portion 2100150031143)	15/07/2013	01/05/2063	Standard Loan	Government of Kenya	13,516,526,558
2013013002	EUR	Agence Francaise De Development	Bilateral	Scaling up of Energy Access (Main tranche 01->Undisbursed Portion)	25/03/2013	30/09/2042	Standard Loan	Government of Kenya	-
2013013003	EUR	Agence Francaise De Development	Bilateral	Scaling up of Energy Access (Tranche 2)	25/03/2013	30/09/2042	Standard Loan	Government of Kenya	11,515,562
2013013004	EUR	Agence Francaise De Development	Bilateral	Scaling up of Energy Access (Tranche 4)	25/03/2013	30/09/2042	Standard Loan	Government of Kenya	323,904,477
2013013005	EUR	Agence Francaise De Development	Bilateral	Scaling up of Energy Access (Tranche 5)	25/03/2013	30/09/2042	Standard Loan	Government of Kenya	27,012,410
2013013006	EUR	Agence Francaise De Development	Bilateral	Scaling up of Energy Access (Tranche 6)	25/03/2013	30/09/2042	Standard Loan	Government of Kenya	77,298,464
2013013007	EUR	Agence Francaise De Development	Bilateral	Scaling up of Energy Access (Tranche 7)	25/03/2013	30/09/2042	Standard Loan	Government of Kenya	12,967,867
2013013008	EUR	Agence Francaise De Development	Bilateral	Scaling up of Energy Access (Tranche 8)	25/03/2013	30/09/2042	Standard Loan	Government of Kenya	264,353,169
2013013009	EUR	Agence Francaise De Development	Bilateral	Scaling up of Energy Access (Tranche 9)	25/03/2013	30/09/2042	Standard Loan	Government of Kenya	81,684,996
2013013010	EUR	Agence Francaise De Development	Bilateral	Scaling up of Energy Access (Tranche 10)	25/03/2013	30/09/2042	Standard Loan	Government of Kenya	268,766,880
2013013011	EUR	Agence Francaise De Development	Bilateral	Scaling up of Energy Access (Tranche 11)	25/03/2013	30/09/2042	Standard Loan	Government of Kenya	70,219,333
2013013012	EUR	Agence Francaise De Development	Bilateral	Scaling up of Energy Access (Tranche 12)	25/03/2013	30/09/2042	Standard Loan	Government of Kenya	26,466,185
2013013013	EUR	Agence Francaise De Development	Bilateral	Scaling up of Energy Access (Tranche 14)	25/03/2013	30/09/2042	Standard Loan	Government of Kenya	27,095,022
2013013015	EUR	Agence Francaise De Development	Bilateral	Scaling up of Energy Access (Tranche 17)	25/03/2013	30/09/2042	Standard Loan	Government of Kenya	26,381,474
2013013016	EUR	Agence Francaise De Development	Bilateral	Scaling up of Energy Access (Tranche 18)	25/03/2013	30/09/2042	Standard Loan	Government of Kenya	20,529,457

2013013017	EUR	Agence Francaise De Development	Bilateral	Scaling up of Energy Access (Tranche 19)	25/03/2013	30/09/2042	Standard Loan	Government of Kenya	13,538,344
2013013018	EUR	Agence Francaise De Development	Bilateral	Scaling up of Energy Access (Tranche 20)	25/03/2013	30/09/2042	Standard Loan	Government of Kenya	30,608,422
2013013019	EUR	Agence Francaise De Development	Bilateral	Scaling up of Energy Access (Tranche 21)	25/03/2013	30/09/2042	Standard Loan	Government of Kenya	80,042,595
2013013020	EUR	Agence Francaise De Development	Bilateral	Scaling up of Energy Access (Tranche 22)	25/03/2013	30/09/2042	Standard Loan	Government of Kenya	15,784,615
2013013021	EUR	Agence Francaise De Development	Bilateral	Scaling up of Energy Access (Tranche 23)	25/03/2013	30/09/2042	Standard Loan	Government of Kenya	20,028,462
2013013022	EUR	Agence Francaise De Development	Bilateral	Scaling up of Energy Access (Tranche 24)	25/03/2013	30/09/2042	Standard Loan	Government of Kenya	93,978,544
2013013023	EUR	Agence Francaise De Development	Bilateral	Scaling up of Energy Access (Tranche 25)	25/03/2013	30/09/2042	Standard Loan	Government of Kenya	136,111,671
2013013024	EUR	Agence Francaise De Development	Bilateral	Scaling up of Energy Access (Tranche 26)	25/03/2013	30/09/2042	Standard Loan	Government of Kenya	45,404,211
2013013025	EUR	Agence Francaise De Development	Bilateral	Scaling up of Energy Access (Tranche 27)	25/03/2013	30/09/2042	Standard Loan	Government of Kenya	11,792,376
2013013026	EUR	Agence Francaise De Development	Bilateral	Scaling up of Energy Access (Tranche 28)	25/03/2013	30/09/2042	Standard Loan	Government of Kenya	21,236,840
2013013027	EUR	Agence Francaise De Development	Bilateral	Scaling up of Energy Access (Tranche 29)	25/03/2013	30/09/2042	Standard Loan	Government of Kenya	26,390,147
2013013028	EUR	Agence Francaise De Development	Bilateral	Scaling up of Energy Access (Tranche 30)	25/03/2013	30/09/2042	Standard Loan	Government of Kenya	38,166,124
2013013029	EUR	Agence Francaise De Development	Bilateral	Scaling up of Energy Access (Tranche 31)	25/03/2013	30/09/2042	Standard Loan	Government of Kenya	50,665,126
2013013030	EUR	Agence Francaise De Development	Bilateral	Scaling up of Energy Access (Tranche 32)	25/03/2013	30/09/2042	Standard Loan	Government of Kenya	71,980,884
2013013031	EUR	Agence Francaise De Development	Bilateral	Scaling up of Energy Access (Tranche 33)	25/03/2013	30/09/2042	Standard Loan	Government of Kenya	12,605,160
2013013032	EUR	Agence Francaise De Development	Bilateral	Scaling up of Energy Access (Tranche 35)	25/03/2013	30/09/2042	Standard Loan	Government of Kenya	2,362,480,802
2013013033	EUR	Agence Francaise De Development	Bilateral	Scaling up of Energy Access (Tranche 36)	25/03/2013	30/09/2042	Standard Loan	Government of Kenya	144,039,279
2013017002	EUR	Agence Francaise De Development	Bilateral	Nothern Collector Phase 1(Expansion of Nairobi Water Suppy) (Tranche 1->Undisbursed Portion)	16/12/2013	31/10/2044	Standard Loan	Government of Kenya	-
2013017003	EUR	Agence Francaise De Development	Bilateral	Nothern Collector Phase 1(Expansion of Nairobi Water Suppy) (Tranche 02)	16/12/2013	31/10/2044	Standard Loan	Government of Kenya	460,452,441
2013017004	EUR	Agence Francaise De Development	Bilateral	Nothern Collector Phase 1(Expansion of Nairobi Water Suppy) (Tranche 04)	16/12/2013	31/10/2044	Standard Loan	Government of Kenya	423,598,469
2013017005	EUR	Agence Francaise De Development	Bilateral	Nothern Collector Phase 1(Expansion of Nairobi Water Suppy) (Tranche 05)	16/12/2013	31/10/2044	Standard Loan	Government of Kenya	1,742,664,255
2013017006	EUR	Agence Francaise De Development	Bilateral	Nothern Collector Phase 1(Expansion of Nairobi Water Suppy) (Tranche 06)	16/12/2013	31/10/2044	Standard Loan	Government of Kenya	539,966,860
2013017007	EUR	Agence Francaise De Development	Bilateral	Nothern Collector Phase 1(Expansion of Nairobi Water Suppy) (Tranche 07)	16/12/2013	31/10/2044	Standard Loan	Government of Kenya	275,589,418
2013017008	EUR	Agence Francaise De Development	Bilateral	Nothern Collector Phase 1(Expansion of Nairobi Water Suppy) (Tranche 09)	16/12/2013	31/10/2044	Standard Loan	Government of Kenya	85,581,131
2013017009	EUR	Agence Francaise De Development	Bilateral	Nothern Collector Phase 1(Expansion of Nairobi Water Suppy) (Trranche 10)	16/12/2013	31/10/2044	Standard Loan	Government of Kenya	270,051,389
2013017010	EUR	Agence Francaise De Development	Bilateral	Nothern Collector Phase 1(Expansion of Nairobi Water Suppy) (Tranche 11)	16/12/2013	31/10/2044	Standard Loan	Government of Kenya	349,109,062
2013017011	EUR	Agence Francaise De Development	Bilateral	Nothern Collector Phase 1(Expansion of Nairobi Water Suppy) (Tranche 12)	16/12/2013	31/10/2044	Standard Loan	Government of Kenya	227,575,534
2013017012	EUR	Agence Francaise De Development	Bilateral	Nothern Collector Phase 1(Expansion of Nairobi Water Suppy) (Tranche 13)	16/12/2013	31/10/2044	Standard Loan	Government of Kenya	428,713,985
2013017013	EUR	Agence Francaise De Development	Bilateral	Nothern Collector Phase 1(Expansion of Nairobi Water Suppy) (Tranche 14)	16/12/2013	31/10/2044	Standard Loan	Government of Kenya	460,452,441
2013017014	EUR	Agence Francaise De Development	Bilateral	Nothern Collector Phase 1(Expansion of Nairobi Water Suppy) (Tranche 15)	16/12/2013	31/10/2044	Standard Loan	Government of Kenya	118,340,987
2013017015	EUR	Agence Francaise De Development	Bilateral	Nothern Collector Phase 1(Expansion of Nairobi Water Suppy) (Tranche 16)	16/12/2013	31/10/2044	Standard Loan	Government of Kenya	310,876,090
2013017016	EUR	Agence Francaise De Development	Bilateral	Nothern Collector Phase 1(Expansion of Nairobi Water Suppy) (Tranche 17)	16/12/2013	31/10/2044	Standard Loan	Government of Kenya	369,158,810
2013017017	EUR	Agence Francaise De Development	Bilateral	Nothern Collector Phase 1(Expansion of Nairobi Water Suppy) (Tranche 18)	16/12/2013	31/10/2044	Standard Loan	Government of Kenya	120,482,170
2013017018	EUR	Agence Francaise De Development	Bilateral	Nothern Collector Phase 1(Expansion of Nairobi Water Suppy) (Tranche 19)	16/12/2013	31/10/2044	Standard Loan	Government of Kenya	616,852,448
2013017019	EUR	Agence Francaise De Development	Bilateral	Nothern Collector Phase 1(Expansion of Nairobi Water Suppy) (Tranche 20)	16/12/2013	31/10/2044	Standard Loan	Government of Kenya	245,755,134
2013017020	EUR	Agence Francaise De Development	Bilateral	Nothern Collector Phase 1(Expansion of Nairobi Water Suppy) (Tranche 21)	16/12/2013	31/10/2044	Standard Loan	Government of Kenya	414,602,011
2013017021	EUR	Agence Francaise De Development	Bilateral	Nothern Collector Phase 1(Expansion of Nairobi Water Suppy) (Tranche 22)	16/12/2013	31/10/2044	Standard Loan	Government of Kenya	223,365,866
2013017022	EUR	Agence Francaise De Development	Bilateral	Nothern Collector Phase 1(Expansion of Nairobi Water Suppy) (Tranche 23)	16/12/2013	31/10/2044	Standard Loan	Government of Kenya	460,452,441
2013017023	EUR	Agence Francaise De Development	Bilateral	Nothern Collector Phase 1(Expansion of Nairobi Water Suppy) (Tranche 25)	16/12/2013	31/10/2044	Standard Loan	Government of Kenya	75,331,231

2013017024	EUR	Agence Francaise De Development	Bilateral	Nothern Collector Phase 1(Expansion of Nairobi Water Suppy) (Tranche 26)	16/12/2013	31/10/2044	Standard Loan	Government of Kenya	230,137,510
2013017025	EUR	Agence Francaise De Development	Bilateral	Nothern Collector Phase 1(Expansion of Nairobi Water Suppy) (Tranche 28)	16/12/2013	31/10/2044	Standard Loan	Government of Kenya	390,056,084
2013017026	EUR	Agence Francaise De Development	Bilateral	Nothern Collector Phase 1(Expansion of Nairobi Water Suppy) (Tranche 29)	16/12/2013	31/10/2044	Standard Loan	Government of Kenya	163,782,767
2013017027	EUR	Agence Francaise De Development	Bilateral	Nothern Collector Phase 1(Expansion of Nairobi Water Suppy) (Tranche 30)	16/12/2013	31/10/2044	Standard Loan	Government of Kenya	180,960,207
2013017028	EUR	Agence Francaise De Development	Bilateral	Nothern Collector Phase 1(Expansion of Nairobi Water Suppy) (Tranche 32)	16/12/2013	31/10/2044	Standard Loan	Government of Kenya	209,589,707
2013017029	EUR	Agence Francaise De Development	Bilateral	Nothern Collector Phase 1(Expansion of Nairobi Water Suppy) (Tranche 33)	16/12/2013	31/10/2044	Standard Loan	Government of Kenya	82,145,338
2013017030	EUR	Agence Francaise De Development	Bilateral	Nothern Collector Phase 1(Expansion of Nairobi Water Suppy) Tranche 34	16/12/2013	31/10/2044	Standard Loan	Government of Kenya	261,778,879
2013017031	EUR	Agence Francaise De Development	Bilateral	Nothern Collector Phase 1(Expansion of Nairobi Water Suppy) Tranche 35	16/12/2013	31/10/2044	Standard Loan	Government of Kenya	1,623,800,441
2013017032	EUR	Agence Francaise De Development	Bilateral	Nothern Collector Phase 1(Expansion of Nairobi Water Suppy) Tranche 36	16/12/2013	31/10/2044	Standard Loan	Government of Kenya	82,475,917
2013017033	EUR	Agence Francaise De Development	Bilateral	Nothern Collector Phase 1(Expansion of Nairobi Water Suppy) Tranche 37	16/12/2013	31/10/2044	Standard Loan	Government of Kenya	565,900,155
2013017034	EUR	Agence Francaise De Development	Bilateral	Nothern Collector Phase 1(Expansion of Nairobi Water Suppy) Tranche 38	16/12/2013	31/10/2044	Standard Loan	Government of Kenya	783,733,101
2013018002	EUR	Agence Francaise De Development	Bilateral	Ethiopia Power Interconnector Project (Main Tranche->Undisbursed Portion)	16/12/2013	31/07/2034	Standard Loan	Government of Kenya	-
2013018003	EUR	Agence Francaise De Development	Bilateral	Ethiopia Power Interconnector Project (Tranche 03)	16/12/2013	31/07/2034	Standard Loan	Government of Kenya	150,556,917
2013018004	EUR	Agence Francaise De Development	Bilateral	Ethiopia Power Interconnector Project (Tranche 4)	16/12/2013	31/07/2034	Standard Loan	Government of Kenya	774,053,038
2013018005	EUR	Agence Francaise De Development	Bilateral	Ethiopia Power Interconnector Project (Tranche 5)	16/12/2013	31/07/2034	Standard Loan	Government of Kenya	669,596,553
2013018006	EUR	Agence Francaise De Development	Bilateral	Ethiopia Power Interconnector Project (Tranche 7)	16/12/2013	31/07/2034	Standard Loan	Government of Kenya	1,663,022,719
2013018007	EUR	Agence Francaise De Development	Bilateral	Ethiopia Power Interconnector Project (Tranche 09)	16/12/2013	31/07/2034	Standard Loan	Government of Kenya	546,783,380
2013018008	EUR	Agence Francaise De Development	Bilateral	Ethiopia Power Interconnector Project (Tranche 10)	16/12/2013	31/07/2034	Standard Loan	Government of Kenya	381,783,075
2013018009	EUR	Agence Francaise De Development	Bilateral	Ethiopia Power Interconnector Project (Tranche 11)	16/12/2013	31/07/2034	Standard Loan	Government of Kenya	404,907,076
2013018010	EUR	Agence Francaise De Development	Bilateral	Ethiopia Power Interconnector Project (Tranche 12)	16/12/2013	31/07/2034	Standard Loan	Government of Kenya	456,700,061
2013018011	EUR	Agence Francaise De Development	Bilateral	Ethiopia Power Interconnector Project (Tranche 13)	16/12/2013	31/07/2034	Standard Loan	Government of Kenya	976,730,130
2013018012	EUR	Agence Francaise De Development	Bilateral	Ethiopia Power Interconnector Project (Tranche 14)	16/12/2013	31/07/2034	Standard Loan	Government of Kenya	160,012,085
2013018013	EUR	Agence Francaise De Development	Bilateral	Ethiopia Power Interconnector Project (Tranche 15)	16/12/2013	31/07/2034	Standard Loan	Government of Kenya	300,378,813
2013018014	EUR	Agence Francaise De Development	Bilateral	Ethiopia Power Interconnector Project (Tranche 16)	16/12/2013	31/07/2034	Standard Loan	Government of Kenya	22,166,681
2013018015	EUR	Agence Francaise De Development	Bilateral	Ethiopia Power Interconnector Project (Tranche 17)	16/12/2013	31/07/2034	Standard Loan	Government of Kenya	6,813,925
2013018016	EUR	Agence Francaise De Development	Bilateral	Ethiopia Power Interconnector Project (Tranche 18)	16/12/2013	31/07/2034	Standard Loan	Government of Kenya	8,341,237
2013018017	EUR	Agence Francaise De Development	Bilateral	Ethiopia Power Interconnector Project (Tranche 19)	16/12/2013	31/07/2034	Standard Loan	Government of Kenya	304,305,579
2013018018	EUR	Agence Francaise De Development	Bilateral	Ethiopia Power Interconnector Project (Tranche 20)	16/12/2013	31/07/2034	Standard Loan	Government of Kenya	54,817,320
2013018019	EUR	Agence Francaise De Development	Bilateral	Ethiopia Power Interconnector Project (Tranche 21)	16/12/2013	31/07/2034	Standard Loan	Government of Kenya	356,867,216
2013018020	EUR	Agence Francaise De Development	Bilateral	Ethiopia Power Interconnector Project (Tranche 22)	16/12/2013	31/07/2034	Standard Loan	Government of Kenya	174,890,912
2013018021	EUR	Agence Francaise De Development	Bilateral	Ethiopia Power Interconnector Project (Tranche 23)	16/12/2013	31/07/2034	Standard Loan	Government of Kenya	42,683,229
2013018022	EUR	Agence Francaise De Development	Bilateral	Ethiopia Power Interconnector Project (Tranche 24)	16/12/2013	31/07/2034	Standard Loan	Government of Kenya	45,032,996
2013018023	EUR	Agence Francaise De Development	Bilateral	Ethiopia Power Interconnector Project (Tranche 25)	16/12/2013	31/07/2034	Standard Loan	Government of Kenya	242,707,154
2013018024	EUR	Agence Francaise De Development	Bilateral	Ethiopia Power Interconnector Project (Tranche 26)	16/12/2013	31/07/2034	Standard Loan	Government of Kenya	101,804,334
2013018025	EUR	Agence Francaise De Development	Bilateral	Ethiopia Power Interconnector Project (Tranche 27)	16/12/2013	31/07/2034	Standard Loan	Government of Kenya	3,722,634,101
2014002002	AUA	African Development Fund	Multilateral	Thwake Multi purpose Water Development (Main Tranche->Undisbursed Portion)	27/01/2014	01/11/2063	Standard Loan	Government of Kenya	-
2014002003	USD	African Development Fund	Multilateral	Thwake Multi purpose Water Development (USD PORTION-2100150032343)	27/01/2014	01/11/2063	Standard Loan	Government of Kenya	12,369,113,939
2014003003	USD	African Development Fund	Multilateral	Nairobi Outering Road Improvement Project (USD -Portion 2100150032294)	27/01/2014	01/10/2063	Standard Loan	Government of Kenya	17,275,042,091
2014004002	EUR	Government of France	Bilateral	Suppy and Installation of Digital Radio Network and solar Panels (Tsa... (Main->Undisbursed Portion)	14/03/2014	30/06/2037	Standard Loan	Government of Kenya	-
2014004003	EUR	Government of France	Bilateral	Suppy and Installation of Digital Radio Network and solar Panels (Tsavo and... (Tranche B98 OA1 001)	14/03/2014	30/06/2037	Standard Loan	Government of Kenya	139,600,094
2014004004	EUR	Government of France	Bilateral	Suppy and Installation of Digital Radio Network and solar Panels (Tsavo and... (Tranche B98 OA1-002)	14/03/2014	30/06/2037	Standard Loan	Government of Kenya	146,247,717
2014004005	EUR	Government of France	Bilateral	Suppy and Installation of Digital Radio Network and solar Panels (Tsavo and... (Tranche B98 OA1-003)	14/03/2014	30/06/2037	Standard Loan	Government of Kenya	146,247,717

2014004006	EUR	Government of France	Bilateral	Suppy and Installation of Digital Radio Network and solar Panels (Tsavo and... (Tranche B98-OA1-005)	14/03/2014	30/06/2037	Standard Loan	Government of Kenya	160,252,675
2014004007	EUR	Government of France	Bilateral	Suppy and Installation of Digital Radio Network and solar Panels (Tsavo and... (Tranche B98-OA1-006)	14/03/2014	30/06/2037	Standard Loan	Government of Kenya	91,573,554
2014004008	EUR	Government of France	Bilateral	Suppy and Installation of Digital Radio Network and solar Panels (Tsavo and... (Tranche B98-OA1-008)	14/03/2014	30/06/2037	Standard Loan	Government of Kenya	23,844,018
2014004009	EUR	Government of France	Bilateral	Suppy and Installation of Digital Radio Network and solar Panels (Tsavo and... (Tranche B98-oa1-010)	14/03/2014	30/06/2037	Standard Loan	Government of Kenya	86,420,010
2014004010	EUR	Government of France	Bilateral	Suppy and Installation of Digital Radio Network and solar Panels (Tsavo and... (Tranche B98-OA1-011)	14/03/2014	30/06/2037	Standard Loan	Government of Kenya	28,580,385
2014004011	EUR	Government of France	Bilateral	Suppy and Installation of Digital Radio Network and solar Panels (Tsavo and... (Tranche B98-OA1-012)	14/03/2014	30/06/2037	Standard Loan	Government of Kenya	111,745,462
2014004012	EUR	Government of France	Bilateral	Suppy and Installation of Digital Radio Network and solar Panels (Tsavo an... (Tranche B98- OA1-013)	14/03/2014	30/06/2037	Standard Loan	Government of Kenya	14,839,894
2014021002	AUA	African Development Fund	Multilateral	Last Mile Connectivity Project (AUA TRANCHE 2100150032195->Undisbursed Portion)	18/12/2014	01/10/2059	Standard Loan	Government of Kenya	-
2014021003	USD	African Development Fund	Multilateral	Last Mile Connectivity Project (USD Portion 2100150034543)	18/12/2014	01/10/2054	Standard Loan	Government of Kenya	15,783,284,213
2014022002	AUA	African Development Fund	Multilateral	East Africa Centre of Excellence for skills and ... (AUA TRANCHE 2100150031997->Undisbursed Portion)	17/12/2014	01/10/2061	Standard Loan	Government of Kenya	-
2014022003	USD	African Development Fund	Multilateral	East Africa Centre of Excellence for skills and Tertiary Education in... (USD Portion 2100150033843)	17/12/2014	01/10/2061	Standard Loan	Government of Kenya	3,402,936,247
2015004002	AUA	African Development Fund	Multilateral	Mombasa- Mariakani Highway Project Lot 1-Mombasa-Kwa Jomvu (AUA->Undisbursed Portion)	22/05/2015	01/04/2060	Standard Loan	Government of Kenya	-
2015004003	USD	African Development Fund	Multilateral	Mombasa- Mariakani Highway Project Lot 1-Mombasa-Kwa Jomvu (USD -Portion 2100150034793)	22/05/2015	01/04/2055	Standard Loan	Government of Kenya	12,979,527,220
2015010003	EUR	Intesa SanPaolo	Buyers Credit	Itare Dam Project (SACE Facility)	15/07/2015	28/10/2034	Standard Loan	Government of Kenya	13,386,619,833
2015013002	AUA	African Development Fund	Multilateral	Support to Technical Vocational Education and ... (AUA Portion - 2100150033295->Undisbursed Portion)	21/08/2015	10/04/2057	Standard Loan	Government of Kenya	-
2015013003	USD	African Development Fund	Multilateral	Support to Technical Vocational Education and Training for Relevant... (USD Portion - 2100150035143)	21/08/2015	10/04/2057	Standard Loan	Government of Kenya	7,421,191,213
2015014002	AUA	African Development Fund	Multilateral	Multinational Kenya-Tanzania Power Interconnec... (AUA-Portion - 2100150032846->Undisbursed Portion)	30/07/2015	01/05/2057	Standard Loan	Government of Kenya	-
2015014003	USD	African Development Fund	Multilateral	Multinational Kenya-Tanzania Power Interconnection Project (USD-Portion - 2100150035944)	30/07/2015	01/05/2055	Standard Loan	Government of Kenya	4,774,943,526
2015022002	EUR	KBC BANK	Bilateral	Ithanga Water Project (Finexpo Supported BHM-14012EVBB)	23/11/2015	24/03/2032	Standard Loan	Government of Kenya	1,032,469,018
2015022003	EUR	KBC BANK	Bilateral	Ithanga Water Project (Sofinex Supported - BHM-14-012EVB)	23/11/2015	24/03/2032	Standard Loan	Government of Kenya	119,806,885
2015031003	USD	Agence Francaise De Development	Bilateral	Kenya Informal Settlement Improvement Program -KISIP (Tranche 2)	17/12/2015	15/12/2057	Standard Loan	Government of Kenya	1,027,618,550
2015031005	USD	Agence Francaise De Development	Bilateral	Kenya Informal Settlement Improvement Program -KISIP (Tranche 5)	17/12/2015	15/12/2057	Standard Loan	Government of Kenya	789,700,762
2015031006	USD	Agence Francaise De Development	Bilateral	Kenya Informal Settlement Improvement Program -KISIP (Tranche 6)	17/12/2015	15/12/2057	Standard Loan	Government of Kenya	1,046,788,732
2015031007	USD	Agence Francaise De Development	Bilateral	Kenya Informal Settlement Improvement Program -KISIP (Tranche 7)	17/12/2015	15/12/2057	Standard Loan	Government of Kenya	1,010,830,746
2015031008	USD	Agence Francaise De Development	Bilateral	Kenya Informal Settlement Improvement Program -KISIP (Tranche 8)	17/12/2015	15/12/2057	Standard Loan	Government of Kenya	1,313,064,718
2015031009	USD	Agence Francaise De Development	Bilateral	Kenya Informal Settlement Improvement Program -KISIP (Tranche 9)	17/12/2015	15/12/2057	Standard Loan	Government of Kenya	731,102,402
2016037003	EUR	Agence Francaise De Development	Bilateral	Roads 2000 Phase II project- Additional Financing (Tranche 2)	01/01/2016	30/09/2038	Standard Loan	Government of Kenya	535,388,779
2016037004	EUR	Agence Francaise De Development	Bilateral	Roads 2000 Phase II project- Additional Financing (Tranche 3)	01/01/2016	30/09/2038	Standard Loan	Government of Kenya	101,647,212
2016037005	EUR	Agence Francaise De Development	Bilateral	Roads 2000 Phase II project- Additional Financing (Tranche 4)	01/01/2016	30/09/2038	Standard Loan	Government of Kenya	225,936,854
2016037006	EUR	Agence Francaise De Development	Bilateral	Roads 2000 Phase II project- Additional Financing (Tranche 6)	01/01/2016	30/09/2038	Standard Loan	Government of Kenya	40,635,220
2016037007	EUR	Agence Francaise De Development	Bilateral	Roads 2000 Phase II project- Additional Financing (Tranche 7)	01/01/2016	30/09/2038	Standard Loan	Government of Kenya	14,922,097
2016037008	EUR	Agence Francaise De Development	Bilateral	Roads 2000 Phase II project- Additional Financing (Tranche 8)	01/01/2016	30/09/2038	Standard Loan	Government of Kenya	43,740,630
2016037009	EUR	Agence Francaise De Development	Bilateral	Roads 2000 Phase II project- Additional Financing (Tranche 9)	01/01/2016	30/09/2038	Standard Loan	Government of Kenya	467,087,355
2016059002	EUR	Agence Francaise De Development	Bilateral	Hybrid Generation of Off-Grid Power Systems - Undisbursed Balance	01/08/2016	30/06/2036	Standard Loan	Government of Kenya	-
2016059003	EUR	Agence Francaise De Development	Bilateral	Hybrid Generation of Off-Grid Power Systems Tranche 02	01/08/2016	31/12/2039	Standard Loan	Government of Kenya	122,827,736
2016059004	EUR	Agence Francaise De Development	Bilateral	Hybrid Generation of Off-Grid Power Systems Tranche 04	01/08/2016	31/12/2039	Standard Loan	Government of Kenya	21,254,435
2016059005	EUR	Agence Francaise De Development	Bilateral	Hybrid Generation of Off-Grid Power Systems Tranche 05	01/08/2016	31/12/2039	Standard Loan	Government of Kenya	38,610,485
2016059006	EUR	Agence Francaise De Development	Bilateral	Hybrid Generation of Off-Grid Power Systems Tranche 06	01/08/2016	31/12/2039	Standard Loan	Government of Kenya	34,245,411
2016059007	EUR	Agence Francaise De Development	Bilateral	Hybrid Generation of Off-Grid Power Systems Tranche 07	01/08/2016	30/06/2036	Standard Loan	Government of Kenya	145,020,544

2017002003	AUA	African Development Fund	Multilateral	ADF-Kenya Towns Sustainable Water Supply and Sanitation Program (Undisbursed Portion)	09/01/2017	01/02/2037	Standard Loan	Government of Kenya	-
2017002004	USD	African Development Fund	Multilateral	ADF-Kenya Towns Sustainable Water Supply and Sanitation Program (USD Portion 2100150039193)	09/01/2017	01/08/2046	Standard Loan	Government of Kenya	633,634,779
2017003003	USD	African Development Fund	Multilateral	Multinational Lake Victoria Maritime Communiacations and Transport ... (USD Portion - 2100150039294)	09/01/2017	01/08/2056	Standard Loan	Government of Kenya	3,069,180
2017015003	USD	Trade and Development Bank	Commercial Bank	East and Southernn Africa Trade and Development BAnk - PTA- Loan USD500 Mn (Facility A)	20/03/2017	20/03/2027	Standard Loan	Government of Kenya	12,502,855,556
2017016002	EUR	Agence Francaise De Development	Bilateral	Last Mile Connectivity Programme (Tranche - 01 - Undisbursed->Undisbursed Portion)	07/03/2017	27/03/2040	Standard Loan	Government of Kenya	-
2017016003	EUR	Agence Francaise De Development	Bilateral	Last Mile Connectivity Programme (Tranche - 02)	07/03/2017	27/03/2040	Standard Loan	Government of Kenya	67,479,500
2017016004	EUR	Agence Francaise De Development	Bilateral	Last Mile Connectivity Programme (Tranche - 04)	07/03/2017	27/03/2040	Standard Loan	Government of Kenya	323,908,135
2017016005	EUR	Agence Francaise De Development	Bilateral	Last Mile Connectivity Programme (Tranche - 05)	07/03/2017	27/03/2040	Standard Loan	Government of Kenya	215,927,865
2017016006	EUR	Agence Francaise De Development	Bilateral	Last Mile Connectivity Programme (Tranche - 07)	07/03/2017	27/03/2040	Standard Loan	Government of Kenya	67,446,370
2017018003	EUR	Intesa SanPaolo	Buyers Credit	Kimwarer Dam (CommercialPotion)	18/04/2017	09/11/2024	Standard Loan	Government of Kenya	1,295,506,979
2017018004	EUR	Intesa SanPaolo	Buyers Credit	Kimwarer Dam (SACE Portion)	18/04/2017	09/11/2035	Standard Loan	Government of Kenya	5,856,949,952
2017019003	EUR	Intesa SanPaolo	Buyers Credit	Arror Dam (Commercial Portion)	18/04/2017	18/01/2025	Standard Loan	Government of Kenya	1,677,760,418
2017019004	EUR	Intesa SanPaolo	Buyers Credit	Arror Dam (SACE Portion)	18/04/2017	18/01/2036	Standard Loan	Government of Kenya	7,413,232,555
2017023002	AUA	African Development Fund	Multilateral	Kapchorwa Suam-Kitale and Eldoret Bypass Road Project-ADF (Tranche1->Undisbursed Portion)	19/05/2017	01/02/2047	Standard Loan	Government of Kenya	-
2017023003	USD	African Development Fund	Multilateral	Kapchorwa Suam-Kitale and Eldoret Bypass Road Project-ADF (USD P)	19/05/2017	01/02/2047	Standard Loan	Government of Kenya	5,554,141,792
2017032003	EUR	Unicredit SPA	Bilateral	Konza Techno City Project (COMMERCIAL FACILITY)	14/06/2017	14/12/2030	Standard Loan	Government of Kenya	-
2017032004	EUR	Unicredit SPA	Bilateral	Konza Techno City Project (SACE FACILITY)	14/06/2017	14/12/2030	Standard Loan	Government of Kenya	29,415,442,033
2017035002	EUR	BELFIUS BANK SA	Buyers Credit	Mavoko Drinking Water (Facility A)	29/05/2017	05/02/2034	Standard Loan	Government of Kenya	1,085,792,804
2017035003	EUR	BELFIUS BANK SA	Buyers Credit	Mavoko Drinking Water (Facility B)	29/05/2017	05/02/2034	Standard Loan	Government of Kenya	2,648,914,803
2017038003	JPY	Government of Japan	Bilateral	Mombasa Port Area Development Project- Phase II (Principal I)	04/07/2017	20/07/2047	Standard Loan	Government of Kenya	8,382,943,542
2017038004	JPY	Government of Japan	Bilateral	Mombasa Port Area Development Project- Phase II (Principal II)	04/07/2017	20/07/2047	Standard Loan	Government of Kenya	895,341,683
2017045001	EUR	European Investment Bank	Multilateral	Olkaria I Geothermal (unit 6) and Olkaria I and IV Geothermal Extension Projec (Undisbursed Balance)	04/09/2017	15/11/2040	Standard Loan	Government of Kenya	-
2017045002	EUR	European Investment Bank	Multilateral	Olkaria I Geothermal (unit 6) and Olkaria I and IV Geothermal Extension Project -Tranche 1	04/09/2017	01/07/2042	Standard Loan	Government of Kenya	2,672,660,299
2017045003	EUR	European Investment Bank	Multilateral	Olkaria I Geothermal (unit 6) and Olkaria I and IV Geothermal Extension Project - Tranche 2	04/09/2017	15/11/2040	Standard Loan	Government of Kenya	977,233,200
2017045004	EUR	European Investment Bank	Multilateral	Olkaria I Geothermal (unit 6) and Olkaria I and IV Geothermal Extension Project Same as 2017062 Tran	04/09/2017	15/05/2043	Standard Loan	Government of Kenya	1,371,814,839
2017049002	USD	Trade and Development Bank	Commercial Bank	TDB US$ 750 Million Refinancing Facility (Tranche A)	06/10/2017	06/10/2025	Standard Loan	Government of Kenya	2,786,350,666
2017049003	USD	Trade and Development Bank	Commercial Bank	TDB US$ 750 Million Refinancing Facility (Tranche B)	06/10/2017	06/10/2025	Standard Loan	Government of Kenya	25,961,286,500
2017050003	EUR	KBC BANK	Bilateral	Ithanga Water Supply Project - Phase II (Sofinex Portion)	09/10/2017	24/09/2033	Standard Loan	Government of Kenya	145,823,185
2017050004	EUR	KBC BANK	Bilateral	Ithanga Water Supply Project - Phase II (Finexpo Portion)	09/10/2017	24/09/2033	Standard Loan	Government of Kenya	1,083,786,796
2017056003	EUR	Unicredit SPA	Bilateral	AW 139 Helicopters (SACE FACILITY)	11/12/2017	31/10/2029	Standard Loan	Government of Kenya	4,128,319,432
2017059003	USD	Unicredit SPA	Bilateral	C-27J Spartan Aircraft (FACILITY A)	11/12/2017	31/10/2029	Standard Loan	Government of Kenya	17,197,699,067
2017059004	USD	Unicredit SPA	Bilateral	C-27J Spartan Aircraft (FACILITY B)	11/12/2017	31/10/2029	Standard Loan	Government of Kenya	2,497,829,414
2017060001	EUR	European Investment Bank	Multilateral	Regional Mombasa Port Access Road. Undisbursed Balance	28/08/2017	15/02/2038	Standard Loan	Government of Kenya	21,743,588
2017060002	EUR	European Investment Bank	Multilateral	Regional Mombasa Port Access Road. Tranche 1	28/08/2017	15/02/2038	Standard Loan	Government of Kenya	2,844,988,360
2018006002	AUA	African Development Fund	Multilateral	Enable Youth Kenya Program (AUA portion->Undisbursed Portion)	23/05/2018	15/11/2047	Standard Loan	Government of Kenya	-
2018006003	EUR	African Development Fund	Multilateral	Enable Youth Kenya Program (Euro portion 2100150041293)	23/05/2018	15/05/2048	Standard Loan	Government of Kenya	903,110,213
2018010002	EUR	Agence Francaise De Development	Bilateral	Mwache Dam Project (Tranche 01-Undisbursed->Undisbursed Portion)	21/06/2018	01/03/2038	Standard Loan	Government of Kenya	-
2018010003	EUR	Agence Francaise De Development	Bilateral	Mwache Dam Project (Tranche 03)	21/06/2018	01/03/2038	Standard Loan	Government of Kenya	23,929,189
2018010004	EUR	Agence Francaise De Development	Bilateral	Mwache Dam Project (Tranche 04)	21/06/2018	01/03/2038	Standard Loan	Government of Kenya	347,897,400
2018010005	EUR	Agence Francaise De Development	Bilateral	Mwache Dam Project (Tranche 05)	21/06/2018	01/03/2038	Standard Loan	Government of Kenya	62,753,077

PUBLIC DEBT MANAGEMENT OFFICE

STATEMENT OF EXTERNAL DEBT IN KSH AS OF END JAN 2024

Guaranteed Debt

Instrument Id	Instrument Currency Code	Creditor Name	Creditor Category	Instrument Title	Agreement Date	Maturity Date	Agreement Structure	Borrower Name	Borrower Category	Disbursed Oustanding Debt	Undisbursed Balance
1995101	JPY	Government of Japan	Bilateral	Mombasa Diesel Generating Power Plant	24/03/1995	20/03/2025	Standard Loan	Kenya Power Company	Guaranteed Debt	694,087,641.31	-
1997101	JPY	Government of Japan	Bilateral	Sondu Miriu Hydropower Project	03/03/1997	20/09/2026	Standard Loan	Kenya Power Company	Guaranteed Debt	1,103,820,574.39	-
2004101	JPY	Government of Japan	Bilateral	Sondu Miriu Hydro Power II	20/02/2004	20/02/2044	Standard Loan	Kenya Power Company	Guaranteed Debt	7,717,540,995.50	5.44
2007101	JPY	Government of Japan	Bilateral	Sondu - Miriu Hydropower Project Sangoro Power Plant	23/01/2007	20/02/2047	Standard Loan	Kenya Electricity Generating Company	Guaranteed Debt	3,542,554,457.14	-
2007103002	JPY	Government of Japan	Bilateral	Mombasa Port Development Programme (Mombasa Port A)	01/01/2007	20/11/2047	Standard Loan	Kenya Ports Authority	Guaranteed Debt	20,313,322,205.25	10.88
2007103003	JPY	Government of Japan	Bilateral	Mombasa Port Development Programme (Mombasa Port)	01/01/2007	20/11/2047	Standard Loan	Kenya Ports Authority	Guaranteed Debt	1,842,776,493.61	378,324,846.81
2010101	JPY	Government of Japan	Bilateral	Olkaria 1 Unit 4 and 5 Geothermal Power Project	31/03/2010	20/04/2040	Standard Loan	Kenya Electricity Generating Company	Guaranteed Debt	15,970,108,886.10	9,876,222,986.28
2010102002	EUR	Govt of Fed. Republic of Germany - GTZ	Bilateral	Rehabilitation and Expansion of the Hydropower Plant Kindaruma (Tranche 1)	16/11/2010	30/06/2024	Standard Loan	Kenya Electricity Generating Company	Guaranteed Debt	79,146,658.50	-
2010102003	EUR	Govt of Fed. Republic of Germany - GTZ	Bilateral	Rehabilitation and Expansion of the Hydropower Plant Kindaruma (Tranche 2)	16/11/2010	30/06/2024	Standard Loan	Kenya Electricity Generating Company	Guaranteed Debt	260,923,050.00	-
2011100	EUR	Govt of Fed. Republic of Germany - GTZ	Bilateral	Rehabilitation and Upgrade of the Geothermal Plant Olkaria	03/05/2011	30/06/2026	Standard Loan	Kenya Electricity Generating Company	Guaranteed Debt	1,725,242,892.37	543,917,899.13
2015101002	JPY	Government of Japan	Bilateral	Kenya Port Development Project - Phase II (Principal IIA)	09/03/2015	20/04/2055	Standard Loan	Kenya Ports Authority	Guaranteed Debt	3,355,328,921.69	231,662,010.31
2015101003	JPY	Government of Japan	Bilateral	Kenya Port Development Project - Phase II (Principal I)	09/03/2015	20/04/2055	Standard Loan	Kenya Ports Authority	Guaranteed Debt	30,334,526,826.05	1,019,277,137.95
2017064	USD	Exim Bank U.S.A.	Bilateral	Kenya Airways Guarantee	14/11/2017	30/04/2052	Standard Loan	Kenya Airways	Guaranteed Debt	36,163,553,476.41	-
2021329	JPY	Government of Japan	Bilateral	DSSI Japan-Kenya Ports Authority (KE-P25) -Phase I	01/01/2021	15/06/2027	Debt relief	Kenya Ports Authority	Guaranteed Debt	344,579,007.73	-
2021330	JPY	Government of Japan	Bilateral	DSSI Japan For KenGen Loans Phase I	01/01/2021	30/06/2028	Debt relief	Kenya Electricity Generating Company	Guaranteed Debt	97,679,748.53	-
2021332	JPY	Government of Japan	Bilateral	DSSI Japan-Kenya Ports Authority (KE-P25) -Phase II	01/07/2021	15/12/2027	Debt relief	Kenya Ports Authority	Guaranteed Debt	393,748,292.03	-
2023101	USD	Exim Bank U.S.A.	Bilateral	KQ Novation for Tsavo Senior Facility Restructuring	18/09/2023	01/09/2026	Standard Loan	Kenya Airways	Guaranteed Debt	58,666,167,869.22	1.61
										182,605,107,995.83	12,049,404,898.41

EXTERNAL DEBT SERVICE IN KSHS AS OF JAN 2024			
CREDITOR	**Principal**	**Interest**	**Total**
MULTILATERAL			
IBRD	-	3,785,597,375	3,785,597,375
IDA	21,486,428,116	11,696,441,341	33,182,869,457
IFAD	646,956,254	191,443,004	838,399,258
IMF	-	-	-
ADB/ADF	5,475,261,818	9,094,217,176	14,569,478,994
EIB	934,526,001	364,939,739	1,299,465,739
EEC	144,774,258	6,783,863	151,558,121
OPEC	498,082,752	43,707,592	541,790,343
BADEA	151,974,586	52,457,326	204,431,912
NDF	41,323,584	12,861,966	54,185,550
MULTILATERAL TOTAL	**29,379,327,369**	**25,248,449,381**	**54,627,776,750**
BILATERAL			
ABU DHABI	105,854,290	18,968,009	124,822,299
AUSTRIA	60,750,174	14,474,095	75,224,268
BELGIUM	1,308,644,090	137,839,083	1,446,483,173
CHINA	94,382,908,418	51,198,968,893	145,581,877,311
DENMARK	86,463,104	-	86,463,104
FINLAND	191,536,029	26,801,884	218,337,913
FRANCE	15,138,188,618	1,385,935,681	16,524,124,299
GERMANY	3,299,499,437	574,187,462	3,873,686,899
POLAND	46,865,052	11,609,926	58,474,978
INDIA	587,690,755	145,563,857	733,254,612
ISRAEL	439,917,644	100,748,129	540,665,774
ITALY	6,743,228,917	1,043,035,129	7,786,264,046
JAPAN	3,376,363,596	351,548,253	3,727,911,848
KOREA	126,012,891	17,654,048	143,666,939
KUWAIT	85,193,267	20,121,175	105,314,442
NETHERLANDS	-	-	-
SAUDI ARABIA	151,491,657	19,506,442	170,998,099
SPAIN	1,062,312,260	93,071,438	1,155,383,697
USA	165,531,321	16,242,148	181,773,469
BILATERAL TOTAL	**127,358,451,519**	**55,176,275,652**	**182,534,727,170**
COMMERCIAL DEBT			
BVR	-	-	-
ISB	-	44,218,084,703	44,218,084,703
Afrexim	-	-	-
TDB	32,549,156,376	14,364,515,811	46,913,672,187
SBSA	-	3,126,885,553	3,126,885,553
China Development Bank	-	-	-
COMMERCIAL	**32,549,156,376**	**61,709,486,067**	**94,258,642,443**
GUARANTEED DEBT			
KQ Guarantee (Exim USA)	**5,456,546,217**	**1,394,500,995**	**6,851,047,212**
			-
Grand Total	**194,743,481,481**	**143,528,712,095**	**338,272,193,575**

ANNEX 2: SCHEDULE OF DOMESTIC DEBT STOCK

Outstanding T. Bonds as at Jan 31, 2024

Maturity Date	Short Name	Tenor	Issue Date	Reopen Date	Face Value	Cost	Coupon
19-Feb-2024	FXD1/2019/005	5	25-Feb-2019	25-Feb-2019	20,587,250,000	20,587,073,038.00	11.304%
19-Feb-2024	FXD1/2019/005	5	25-Feb-2019	27-Jan-2020	44,772,250,000	44,485,427,390.00	11.304%
19-Feb-2024	IFB1/2017/012	12	27-Feb-2017		5,131,282,500	4,459,987,636.52	12.500%
18-Mar-2024	IFB1/2015/012	12	30-Mar-2015		21,279,697,929	20,715,054,952.32	11.000%
06-May-2024	FXD2/2019/005	5	13-May-2019	13-May-2019	39,201,400,000	39,201,899,659.00	10.872%
07-Oct-2024	FXD1/2009/015	15	26-Oct-2009	26-Oct-2009	9,420,450,000	8,704,400,015.00	12.500%
07-Oct-2024	FXD1/2009/015	15	26-Oct-2009	22-May-2017	11,806,950,000	11,452,054,561.00	12.500%
07-Oct-2024	FXD1/2009/015	15	26-Oct-2009	29-May-2017	10,725,050,000	10,402,547,746.50	12.500%
18-Nov-2024	IFB1/2017/007	7	27-Nov-2017		21,262,250,000	21,499,045,691.12	12.500%
02-Dec-2024	IFB1/2015/009	9	14-Dec-2015		8,506,500,000	6,722,305,806.32	11.000%
09-Dec-2024	FXD3/2019/005	5	16-Dec-2019	16-Dec-2019	18,737,950,000	18,738,153,364.00	11.492%
09-Dec-2024	FXD3/2019/005	5	16-Dec-2019	23-Dec-2019	9,747,300,000	9,746,715,162.00	11.492%
09-Dec-2024	FXD3/2019/005	5	16-Dec-2019	22-Jun-2020	16,345,250,000	16,517,035,125.00	11.492%
10-Mar-2025	FXD1/2010/015	15	29-Mar-2010	29-Mar-2010	10,206,450,000	10,419,787,590.00	10.250%
10-Mar-2025	FXD1/2010/015	15	29-Mar-2010	24-Nov-2014	12,129,800,000	10,617,279,605.00	10.250%
10-Mar-2025	FXD1/2010/015	15	29-Mar-2010	26-Feb-2018	5,000,000,000	4,444,238,970.00	10.250%
10-Mar-2025	FXD1/2010/015	15	29-Mar-2010	05-Mar-2018	357,650,000	317,979,462.00	10.250%
07-Apr-2025	FXD1/2022/003	3	11-Apr-2022		33,112,900,000	33,113,083,398.50	11.766%
07-Apr-2025	FXD1/2022/003	3	11-Apr-2022	27-Jun-2022	3,606,950,000	3,605,471,150.50	11.766%
07-Apr-2025	FXD1/2022/003	3	11-Apr-2022	22-Aug-2022	22,117,150,000	21,780,875,780.00	11.766%
07-Apr-2025	FXD1/2022/003	3	11-Apr-2022	24-Apr-2023	1,768,750,000	1,726,058,907.50	11.766%
07-Apr-2025	IFB1/2020/009	9	13-Apr-2020		39,486,800,000	37,333,979,664.00	10.850%
05-May-2025	FXD1/2020/005	5	11-May-2020	11-May-2020	20,774,600,000	20,775,120,827.50	11.667%
05-May-2025	FXD1/2020/005	5	11-May-2020	25-May-2020	8,960,350,000	8,932,700,062.50	11.667%
05-May-2025	FXD1/2020/005	5	11-May-2020	27-Jul-2020	8,842,900,000	9,301,490,815.00	11.667%
05-May-2025	FXD1/2020/005	5	11-May-2020	10-Jan-2022	27,107,400,000	27,416,563,749.00	11.667%
05-May-2025	FXD1/2020/005	5	11-May-2020	16-Jan-2023	24,936,150,000	24,897,791,291.00	11.667%
05-May-2025	FXD1/2020/005	5	11-May-2020	23-Jan-2023	13,897,300,000	13,566,127,341.00	11.667%
12-May-2025	IFB1/2016/009	9	23-May-2016		19,925,793,691	19,154,237,425.81	12.500%
18-Aug-2025	FXD1/2023/002	2	21-Aug-2023		11,474,650,000	11,474,589,858.95	16.972%
18-Aug-2025	FXD1/2023/002	2	21-Aug-2023	28-Aug-2023	17,339,400,000	17,393,811,037.20	16.972%
18-Aug-2025	FXD1/2023/002	2	21-Aug-2023	18-Sep-2023	14,801,650,000	14,875,313,646.40	16.972%
18-Aug-2025	FXD1/2023/002	2		02-Oct-2023	2,166,000,000	2,190,904,668.00	16.972%
18-Aug-2025	FXD1/2023/002	2		16-Oct-2023	4,822,700,000	4,889,013,752.70	16.972%
15-Sep-2025	IFB1/2013/012	12	30-Sep-2013		16,060,205,597	14,982,565,801.44	11.000%
01-Dec-2025	IFB1/2022/006	6	05-Dec-2022		24,374,850,000	24,374,667,000.25	13.215%
01-Dec-2025	IFB1/2022/006	6	05-Dec-2022	26-Dec-2022	5,337,325,000	5,336,204,161.75	13.215%
08-Dec-2025	FXD2/2010/015	15	27-Dec-2010	27-Dec-2010	7,329,350,000	6,316,191,993.00	9.000%
08-Dec-2025	FXD2/2010/015	15	27-Dec-2010	25-Apr-2011	6,183,750,000	4,782,536,624.00	9.000%
08-Dec-2025	FXD2/2010/015	15	27-Dec-2010	21-Sep-2020	11,686,700,000	11,009,987,925.00	9.000%
11-May-2026	FXD1/2023/003	3	15-May-2023		20,241,050,000	20,242,039,799.00	14.228%
11-May-2026	FXD1/2023/003	3	15-May-2023	22-May-2023	10,556,250,000	10,555,299,937.50	14.228%
11-May-2026	FXD1/2023/003	3	15-May-2023	29-May-2023	27,193,600,000	27,188,977,088.00	14.228%
11-May-2026	FXD1/2023/003	3	15-May-2023	26-Jun-2023	18,547,050,000	18,539,074,768.50	14.228%
25-May-2026	IFB1/2020/006	6	01-Jun-2020		10,252,000,000	9,769,666,897.02	10.200%
15-Jul-2026	IFB1/2023/007	7	19-Jun-2023		42,650,320,000	42,652,870,882.90	15.837%
17-Aug-2026	FXD1/2016/010	10	29-Aug-2016	29-Aug-2016	18,306,450,000	18,307,083,379.50	15.039%
17-Aug-2026	FXD1/2016/010	10	29-Aug-2016	17-Jul-2023	16,198,100,000	15,698,507,752.50	15.039%
17-Aug-2026	FXD1/2016/010	10	29-Aug-2016	24-Jul-2023	32,186,700,000	31,200,821,379.00	15.039%
17-Aug-2026	FXD1/2016/010	10	29-Aug-2016	18-Sep-2023	7,017,750,000	6,648,861,340.20	15.039%
17-Aug-2026	FXD1/2016/010	10		02-Oct-2023	786,750,000	750,458,009.25	15.039%
17-Aug-2026	IFB1/2020/011	11	24-Aug-2020		40,124,800,000	39,279,370,464.00	10.900%
12-Oct-2026	IFB1/2014/012	12	27-Oct-2014		16,631,479,847	16,412,906,733.31	11.000%
12-Oct-2026	IFB1/2016/015	15	24-Oct-2016		10,001,466,651	9,349,431,879.43	12.000%
09-Nov-2026	FXD1/2021/005	5	15-Nov-2021	15-Nov-2021	53,634,100,000	53,633,930,714.00	11.277%
09-Nov-2026	FXD1/2021/005	5	15-Nov-2021	14-Mar-2022	8,509,550,000	8,292,051,176.50	11.277%
09-Nov-2026	FXD1/2021/005	5	15-Nov-2021	21-Mar-2022	3,932,200,000	3,832,046,866.00	11.277%

C2: CBK - Official

11-Jan-2027	FXD1/2024/003	3	15-Jan-2024		21,987,350,000	21,987,675,816.00	18.385%
11-Jan-2027	FXD1/2024/003	3	15-Jan-2024	22-Jan-2024	8,667,950,000	8,697,317,014.60	18.385%
15-Mar-2027	IFB1/2015/012	12	30-Mar-2015		12,206,852,072	11,882,951,172.78	11.000%
10-May-2027	IFB1/2023/6.5	6.5	13-Nov-2023		32,912,350,000	32,910,606,139.40	17.933%
10-May-2027	IFB1/2023/6.5	6.5	13-Nov-2023	11-Dec-2023	23,454,125,000	23,766,017,954.25	17.933%
19-Jul-2027	FXD1/2017/010	10	31-Jul-2017	31-Jul-2017	5,178,850,000	5,179,274,227.00	12.966%
19-Jul-2027	FXD1/2017/010	10	31-Jul-2017	07-Aug-2017	7,014,300,000	7,031,274,606.00	12.966%
19-Jul-2027	FXD1/2017/010	10	31-Jul-2017	28-Aug-2017	5,488,450,000	5,458,794,377.00	12.966%
19-Jul-2027	FXD1/2017/010	10	31-Jul-2017	25-Sep-2017	6,307,250,000	6,267,976,975.00	12.966%
19-Jul-2027	FXD1/2017/010	10	31-Jul-2017	02-Oct-2017	624,700,000	620,801,872.00	12.966%
19-Jul-2027	FXD1/2017/010	10	31-Jul-2017	18-Dec-2017	5,388,400,000	5,351,414,344.50	12.966%
19-Jul-2027	FXD1/2017/010	10	31-Jul-2017	01-Jan-2018	5,172,450,000	5,137,432,513.50	12.966%
19-Jul-2027	FXD1/2017/010	10	31-Jul-2017	10-Oct-2022	14,257,650,000	14,051,778,603.00	12.966%
19-Jul-2027	FXD1/2017/010	10	31-Jul-2017	13-Feb-2023	7,689,200,000	7,461,359,336.00	12.966%
19-Jul-2027	FXD1/2017/010	10	31-Jul-2017	20-Feb-2023	8,853,650,000	8,679,852,850.50	12.966%
06-Sep-2027	FXD1/2012/015	15	24-Sep-2012	24-Sep-2012	21,089,450,000	19,525,726,149.50	11.000%
06-Sep-2027	FXD1/2012/015	15	24-Sep-2012	20-Jun-2016	6,004,150,000	4,898,804,932.50	11.000%
06-Sep-2027	FXD1/2012/015	15	24-Sep-2012	17-Jun-2019	21,843,500,000	21,158,223,908.50	11.000%
06-Sep-2027	FXD1/2012/015	15	24-Sep-2012	14-Dec-2020	8,721,250,000	8,771,472,210.00	11.000%
06-Sep-2027	FXD1/2012/015	15	24-Sep-2012	28-Dec-2020	2,564,900,000	2,509,600,756.00	11.000%
06-Sep-2027	FXD1/2012/015	15	24-Sep-2012	19-Jul-2021	30,716,650,000	30,076,642,682.00	11.000%
13-Dec-2027	IFB1/2023/007	7	19-Jun-2023		51,180,384,000	51,183,445,059.48	15.837%
17-Jan-2028	IFB1/2018/015	15	29-Jan-2018		16,473,920,000	16,467,789,626.80	12.500%
07-Feb-2028	FXD1/2013/015	15	25-Feb-2013	25-Feb-2013	5,875,700,000	4,986,659,185.00	11.250%
07-Feb-2028	FXD1/2013/015	15	25-Feb-2013	29-Jul-2013	7,507,100,000	6,686,702,802.50	11.250%
07-Feb-2028	FXD1/2013/015	15	25-Feb-2013	24-Feb-2014	15,582,800,000	14,431,264,050.00	11.250%
07-Feb-2028	FXD1/2013/015	15	25-Feb-2013	22-Dec-2014	13,172,850,000	11,910,586,790.50	11.250%
07-Feb-2028	FXD1/2013/015	15	25-Feb-2013	08-Feb-2021	7,152,850,000	6,974,028,750.00	11.250%
07-Feb-2028	FXD1/2013/015	15	25-Feb-2013	22-Feb-2021	9,648,100,000	9,406,330,866.50	11.250%
07-Feb-2028	FXD1/2013/015	15	25-Feb-2013	11-Oct-2021	23,533,850,000	22,875,990,942.00	11.250%
10-Apr-2028	FXD2/2013/015	15	29-Apr-2013	29-Apr-2013	17,385,850,000	15,560,859,557.50	12.000%
10-Apr-2028	FXD2/2013/015	15	29-Apr-2013	21-Mar-2016	9,615,400,000	8,034,876,907.50	12.000%
10-Apr-2028	FXD2/2013/015	15	29-Apr-2013	26-Feb-2018	9,186,600,000	8,719,489,939.00	12.000%
10-Apr-2028	FXD2/2013/015	15	29-Apr-2013	05-Mar-2018	3,688,750,000	3,501,324,612.50	12.000%
10-Apr-2028	FXD2/2013/015	15	29-Apr-2013	23-Nov-2020	25,515,300,000	26,204,342,099.00	12.000%
10-Apr-2028	FXD2/2013/015	15	29-Apr-2013	25-Jul-2022	5,467,850,000	5,204,207,257.00	12.000%
05-Jun-2028	FXD1/2008/020	20	30-Jun-2008	30-Jun-2008	1,912,250,000	1,791,767,495.00	13.750%
05-Jun-2028	FXD1/2008/020	20	30-Jun-2008	29-Jun-2009	7,613,900,000	7,197,877,061.00	13.750%
05-Jun-2028	FXD1/2008/020	20	30-Jun-2008	28-Dec-2009	10,834,800,000	10,878,059,346.00	13.750%
05-Jun-2028	FXD1/2008/020	20	30-Jun-2008	25-Jul-2016	9,683,350,000	9,100,180,812.50	13.750%
05-Jun-2028	FXD1/2008/020	20	30-Jun-2008	28-Nov-2016	8,100,800,000	7,870,437,168.00	13.750%
05-Jun-2028	FXD1/2008/020	20	30-Jun-2008	12-Dec-2022	17,286,950,000	17,235,000,938.50	13.750%
10-Jul-2028	FXD1/2023/005	5	17-Jul-2023		22,793,250,000	22,793,632,273.00	16.844%
10-Jul-2028	FXD1/2023/005	5	17-Jul-2023	24-Jul-2023	12,175,800,000	12,174,338,904.00	16.844%
10-Jul-2028	FXD1/2023/005	5	17-Jul-2023	21-Aug-2023	7,522,800,000	7,372,512,178.90	16.844%
10-Jul-2028	FXD1/2023/005	5	17-Jul-2023	28-Aug-2023	6,141,500,000	6,041,233,871.00	16.844%
10-Jul-2028	FXD1/2023/005	5	17-Jul-2023	16-Oct-2023	1,500,850,000	1,508,985,046.40	16.844%
10-Jul-2028	FXD1/2023/005	5	17-Jul-2023	15-Jan-2024	3,086,750,000	2,911,336,486.15	16.844%
10-Jul-2028	FXD1/2023/005	5	17-Jul-2023	22-Jan-2024	2,546,300,000	2,409,887,070.10	16.844%
14-Aug-2028	FXD1/2018/010	10	27-Aug-2018	27-Aug-2018	19,363,100,000	9,363,285,422.00	12.686%
14-Aug-2028	FXD1/2018/010	10	27-Aug-2018	24-Sep-2018	21,221,500,000	21,241,493,977.50	12.686%
06-Nov-2028	IFB1/2018/020	20	19-Nov-2018		18,393,650,000	18,150,246,092.25	11.950%
27-Nov-2028	IFB1/2022/006	6	05-Dec-2022		24,374,850,000	24,374,667,000.25	13.215%
27-Nov-2028	IFB1/2022/006	6	05-Dec-2022	26-Dec-2022	5,337,325,000	5,336,204,161.75	13.215%
04-Dec-2028	FXD2/2018/010	10	17-Dec-2018	17-Dec-2018	26,143,600,000	26,143,757,774.50	12.502%
04-Dec-2028	FXD2/2018/010	10	17-Dec-2018	31-Dec-2018	6,623,550,000	6,622,688,938.50	12.502%
04-Dec-2028	FXD2/2018/010	10	17-Dec-2018	27-Jul-2020	20,133,950,000	21,247,371,452.00	12.502%
04-Dec-2028	FXD2/2018/010	10	17-Dec-2018	24-Jan-2022	7,312,550,000	7,290,663,006.50	12.502%
04-Dec-2028	FXD2/2018/010	10	17-Dec-2018	10-Apr-2023	3,606,550,000	3,349,523,884.50	14.366%
12-Feb-2029	FXD1/2019/010	10	25-Feb-2019	25-Feb-2019	32,800,400,000	32,801,701,624.00	12.438%

C2: CBK - Official

12-Feb-2029	FXD1/2019/010	10	25-Feb-2019	27-Jan-2020	19,243,600,000	19,246,925,450.50	12.438%
12-Feb-2029	FXD1/2019/010	10	25-Feb-2019	15-Mar-2021	15,480,850,000	15,499,462,691.00	12.438%
12-Feb-2029	IFB1/2017/012	12	27-Feb-2017		6,271,567,500	5,451,096,000.20	12.500%
02-Apr-2029	FXD2/2019/010	10	15-Apr-2019	15-Apr-2019	51,325,000,000	51,325,619,144.00	12.300%
02-Apr-2029	FXD2/2019/010	10	15-Apr-2019	22-Aug-2022	9,400,300,000	8,763,451,058.00	12.300%
02-Apr-2029	IFB1/2020/009	9	13-Apr-2020		39,486,800,000	37,333,979,664.00	10.850%
07-May-2029	IFB1/2023/6.5	6.5	13-Nov-2023		9,873,705,000	9,873,181,841.82	17.933%
07-May-2029	IFB1/2023/6.5	6.5	13-Nov-2023	11-Dec-2023	7,036,237,500	7,129,805,386.28	17.933%
06-Aug-2029	FXD3/2019/010	10	19-Aug-2019	16-Aug-2021	23,738,400,000	22,957,603,321.00	11.517%
06-Aug-2029	FXD3/2019/010	10	19-Aug-2019		45,005,050,000	45,004,703,186.50	11.517%
12-Nov-2029	FXD4/2019/010	10	25-Nov-2019	25-Nov-2019	28,344,450,000	28,345,366,646.50	12.280%
12-Nov-2029	FXD4/2019/010	10	25-Nov-2019	02-Dec-2019	8,082,100,000	8,081,534,253.00	12.280%
12-Nov-2029	FXD4/2019/010	10	25-Nov-2019	22-Jun-2020	32,923,550,000	32,672,827,823.50	12.280%
12-Nov-2029	FXD4/2019/010	10	25-Nov-2019	13-Dec-2021	20,622,750,000	20,252,090,742.00	12.280%
14-Jan-2030	IFB1/2021/016	16	25-Jan-2021		40,479,175,000	40,483,209,055.00	12.257%
01-Apr-2030	IFB1/2021/018	18	12-Apr-2021		40,892,800,000	40,895,660,261.75	12.667%
06-May-2030	IFB1/2023/6.5	6.5	13-Nov-2023		23,038,645,000	23,037,424,297.58	17.933%
06-May-2030	IFB1/2023/6.5	6.5	13-Nov-2023	11-Dec-2023	16,417,887,500	16,636,212,567.98	17.933%
10-Jun-2030	IFB1/2023/007	7	19-Jun-2023		119,420,896,000	119,428,038,472.12	15.837%
14-Oct-2030	IFB1/2019/016	16	28-Oct-2019		35,514,275,000	34,049,311,156.25	11.750%
04-Nov-2030	IFB1/2022/014	14	14-Nov-2022	28-Nov-2030	9,515,700,000	9,515,700,000.00	13.938%
04-Nov-2030	IFB1/2022/014	14	14-Nov-2022		37,613,600,000	37,618,603,171.50	13.938%
05-May-2031	FXD1/2011/020	20	30-May-2011	30-May-2011	8,138,500,000	5,984,553,392.50	10.000%
05-May-2031	FXD1/2011/020	20	30-May-2011	27-Jun-2011	1,227,300,000	870,315,400.45	10.000%
05-May-2031	FXD1/2011/020	20	30-May-2011	21-Sep-2020	8,404,900,000	7,465,064,020.00	10.000%
05-May-2031	FXD1/2011/020	20	30-May-2011	19-Oct-2020	19,258,700,000	16,991,675,626.00	10.000%
02-Jun-2031	IFB1/2022/018	18	13-Jun-2022		36,810,275,000	36,812,442,483.75	13.742%
02-Jun-2031	IFB1/2022/018	18	13-Jun-2022	11-Jul-2022	3,103,475,000	3,102,574,992.25	13.742%
11-Aug-2031	IFB1/2020/011	11	24-Aug-2020		40,124,800,000	39,279,370,464.00	10.900%
01-Sep-2031	IFB1/2021/021	21	13-Sep-2021		53,371,100,000	53,372,570,018.75	12.737%
06-Oct-2031	IFB1/2016/015	15	24-Oct-2016		20,003,233,349	18,699,144,244.62	12.000%
09-Feb-2032	IFB1/2022/019	19	21-Feb-2022		49,188,775,000	49,191,085,656.25	12.965%
03-May-2032	FXD1/2022/010	10	16-May-2022	23-May-2022	5,936,850,000	5,967,172,588.00	13.490%
03-May-2032	FXD1/2022/010	10	16-May-2022		28,558,900,000	28,560,216,403.00	13.490%
03-May-2032	FXD1/2022/010	10	16-May-2022	19-Sep-2022	26,209,550,000	25,568,955,665.50	13.490%
01-Nov-2032	FXD1/2012/020	20	26-Nov-2012	26-Nov-2012	3,461,350,000	3,095,343,270.50	12.000%
01-Nov-2032	FXD1/2012/020	20	26-Nov-2012	28-Jan-2013	4,956,500,000	4,488,730,202.50	12.000%
01-Nov-2032	FXD1/2012/020	20	26-Nov-2012	27-May-2013	10,882,700,000	10,132,095,728.00	12.000%
01-Nov-2032	FXD1/2012/020	20	26-Nov-2012	23-Jun-2014	9,363,050,000	8,588,473,088.00	12.000%
01-Nov-2032	FXD1/2012/020	20	26-Nov-2012	30-Jun-2014	2,060,550,000	1,889,866,998.50	12.000%
01-Nov-2032	FXD1/2012/020	20	26-Nov-2012	26-Jan-2015	13,857,500,000	12,358,824,822.00	12.000%
01-Nov-2032	FXD1/2012/020	20	26-Nov-2012	08-Feb-2021	4,054,300,000	3,908,547,915.00	12.000%
01-Nov-2032	FXD1/2012/020	20	26-Nov-2012	22-Feb-2021	6,465,800,000	6,271,016,803.00	12.000%
01-Nov-2032	FXD1/2012/020	20	26-Nov-2012	21-Jun-2021	23,555,300,000	22,708,215,012.00	12.000%
01-Nov-2032	FXD1/2012/020	20	26-Nov-2012	05-Jul-2021	8,628,600,000	8,368,361,424.00	12.000%
10-Jan-2033	IFB1/2018/015	15	29-Jan-2018		24,710,880,000	24,701,684,440.20	12.500%
31-Jan-2033	FXD1/2023/010	10	13-Feb-2023		9,263,600,000	9,263,944,171.00	14.151%
31-Jan-2033	FXD1/2023/010	10	13-Feb-2023	20-Feb-2023	3,603,050,000	3,602,725,725.50	14.151%
28-Feb-2033	IFB1/2023/017	17	13-Mar-2023		25,276,575,000	25,276,878,803.25	14.399%
28-Feb-2033	IFB1/2023/017	17	20-Mar-2023	20-Mar-2023	6,307,400,000	6,306,832,334.00	14.399%
28-Feb-2033	IFB1/2023/017	17	17-Apr-2023	17-Apr-2023	2,514,275,000	2,513,294,432.75	14.399%
09-May-2033	FXD1/2018/015	15	28-May-2018	28-May-2018	13,223,850,000	12,856,128,133.00	12.650%
09-May-2033	FXD1/2018/015	15	28-May-2018	17-Jun-2019	17,482,750,000	17,701,177,615.50	12.650%
09-May-2033	FXD1/2018/015	15	28-May-2018	23-Sep-2019	15,116,850,000	15,191,522,936.00	12.650%
09-May-2033	FXD1/2018/015	15	28-May-2018	07-Oct-2019	3,431,400,000	3,449,106,024.00	12.650%
09-May-2033	FXD1/2018/015	15	28-May-2018	19-Jul-2021	27,096,800,000	27,156,416,393.50	12.650%
03-Oct-2033	FXD2/2018/015	15	22-Oct-2018	22-Oct-2018	7,848,300,000	7,850,343,335.00	12.750%
03-Oct-2033	FXD2/2018/015	15	22-Oct-2018	05-Nov-2018	21,216,050,000	21,235,411,570.00	12.750%
03-Oct-2033	FXD2/2018/015	15	22-Oct-2018	25-Jul-2022	4,347,350,000	4,067,792,767.50	12.750%
31-Oct-2033	IFB1/2018/020	20	19-Nov-2018		9,196,825,000	9,075,123,046.13	11.950%

C2: CBK - Official

09-Jan-2034	FXD1/2019/015	15	28-Jan-2019	28-Jan-2019	14,716,500,000	14,716,545,238.50	12.857%
09-Jan-2034	FXD1/2019/015	15	28-Jan-2019	11-Feb-2019	15,850,150,000	15,941,434,122.00	12.857%
09-Jan-2034	FXD1/2019/015	15	28-Jan-2019	27-Jul-2020	48,530,200,000	50,142,509,525.50	12.857%
06-Mar-2034	IFBI/2019/025	25	25-Mar-2019		8,414,325,000	8,143,542,791.00	12.200%
24-Apr-2034	FXD2/2019/015	15	13-May-2019	13-May-2019	19,314,450,000	19,314,356,239.00	12.734%
24-Apr-2034	FXD2/2019/015	15	13-May-2019	23-Sep-2019	17,227,200,000	17,286,681,289.00	12.734%
24-Apr-2034	FXD2/2019/015	15	13-May-2019	07-Oct-2019	5,905,650,000	5,927,559,961.50	12.734%
24-Apr-2034	FXD2/2019/015	15	13-May-2019	14-Dec-2020	9,747,500,000	9,818,866,868.00	12.734%
24-Apr-2034	FXD2/2019/015	15	13-May-2019	28-Dec-2020	7,421,600,000	7,384,492,000.00	12.734%
24-Apr-2034	FXD2/2019/015	15	13-May-2019	10-May-2021	6,131,200,000	6,039,660,946.00	12.734%
24-Apr-2034	FXD2/2019/015	15	13-May-2019	24-May-2021	15,897,150,000	15,657,579,949.50	12.734%
10-Jul-2034	FXD3/2019/015	15	29-Jul-2019	29-Jul-2019	50,552,950,000	50,552,766,414.00	12.340%
10-Jul-2034	FXD3/2019/015	15	29-Jul-2019	11-Oct-2021	3,366,850,000	3,259,864,081.00	12.340%
05-Feb-2035	FXD1/2020/015	15	24-Feb-2020	24-Feb-2020	5,191,250,000	5,191,348,214.00	12.756%
05-Feb-2035	FXD1/2020/015	15	24-Feb-2020	21-Sep-2020	44,725,900,000	45,415,156,917.50	12.756%
05-Feb-2035	FXD1/2020/015	15	24-Feb-2020	14-Mar-2022	6,595,800,000	6,210,096,044.50	12.756%
05-Feb-2035	FXD1/2020/015	15	24-Feb-2020	21-Mar-2022	15,561,650,000	14,650,204,159.50	12.756%
05-Feb-2035	FXD1/2020/015	15	24-Feb-2020	10-Oct-2022	1,081,700,000	1,005,000,402.00	12.756%
28-May-2035	FXD1/2010/025	25	28-Jun-2010	28-Jun-2010	20,192,500,000	22,527,106,969.00	11.250%
08-Oct-2035	IFB1/2019/016	16	28-Oct-2019		35,514,275,000	34,049,311,156.25	11.750%
01-Sep-2036	FXD1/2016/020	20	26-Sep-2016	26-Sep-2016	12,761,200,000	12,268,051,962.00	14.000%
27-Oct-2036	IFB1/2022/014	14	14-Nov-2022	28-Nov-2022	9,515,700,000	9,515,700,000.00	13.938%
27-Oct-2036	IFB1/2022/014	14	14-Nov-2022		37,613,600,000	37,618,603,171.50	13.938%
05-Jan-2037	IFB1/2021/016	16	25-Jan-2021		40,479,175,000	40,483,209,055.00	12.257%
06-Apr-2037	FXD1/2022/015	15	25-Apr-2022	27-Jun-2022	15,955,700,000	15,947,243,479.00	13.942%
06-Apr-2037	FXD1/2022/015	15	25-Apr-2022		27,623,400,000	27,623,361,656.00	13.942%
06-Apr-2037	FXD1/2022/015	15	25-Apr-2022	19-Sep-2022	13,404,550,000	13,362,747,025.50	13.942%
06-Apr-2037	FXD1/2022/015	15	25-Apr-2022	16-Jan-2023	7,261,550,000	7,385,087,822.00	13.942%
06-Apr-2037	FXD1/2022/015	15	25-Apr-2022	23-Jan-2023	4,112,500,000	4,049,332,000.00	13.942%
01-Mar-2038	FXD1/2018/020	20	26-Mar-2018	26-Mar-2018	8,564,250,000	8,483,659,000.00	13.200%
01-Mar-2038	FXD1/2018/020	20	26-Mar-2018	02-Apr-2018	7,841,300,000	7,766,807,650.00	13.200%
01-Mar-2038	FXD1/2018/020	20	26-Mar-2018	30-Apr-2018	6,856,600,000	6,794,171,284.00	13.200%
01-Mar-2038	FXD1/2018/020	20	26-Mar-2018	23-Mar-2020	8,321,600,000	8,270,753,622.00	13.200%
01-Mar-2038	FXD1/2018/020	20	26-Mar-2018	23-Nov-2020	27,450,400,000	27,352,795,327.00	13.200%
01-Mar-2038	FXD1/2018/020	20	26-Mar-2018	16-Aug-2021	17,766,600,000	17,776,140,888.00	13.200%
01-Mar-2038	FXD1/2018/020	20	26-Mar-2018	13-Dec-2021	17,714,850,000	17,513,202,246.50	13.200%
05-Jul-2038	FXD2/2018/020	20	30-Jul-2018	30-Jul-2018	10,635,550,000	10,509,677,322.50	13.200%
05-Jul-2038	FXD2/2018/020	20	30-Jul-2018	24-Sep-2018	5,211,100,000	5,308,307,943.00	13.200%
05-Jul-2038	FXD2/2018/020	20	30-Jul-2018	10-Aug-2020	40,221,850,000	40,964,747,569.50	13.200%
05-Jul-2038	FXD2/2018/020	20	30-Jul-2018	15-Mar-2021	33,130,100,000	32,574,460,146.00	13.200%
25-Oct-2038	IFB1/2018/020	20	19-Nov-2018		9,196,825,000	9,075,123,046.13	11.950%
21-Mar-2039	FXD1/2019/020	20	15-Apr-2019	15-Apr-2019	9,018,150,000	9,018,355,775.00	12.873%
21-Mar-2039	FXD1/2019/020	20	15-Apr-2019	19-Aug-2019	14,541,900,000	14,670,048,676.00	12.873%
21-Mar-2039	FXD1/2019/020	20	15-Apr-2019	21-Jun-2021	13,741,000,000	13,373,080,146.50	12.873%
21-Mar-2039	FXD1/2019/020	20	15-Apr-2019	05-Jul-2021	29,810,600,000	29,012,272,132.00	12.873%
21-Mar-2039	FXD1/2019/020	20	15-Apr-2019	15-Nov-2021	16,238,350,000	15,647,688,087.00	12.873%
21-Mar-2039	IFB1/2021/018	18	12-Apr-2021		40,892,800,000	40,895,660,261.75	12.667%
20-Feb-2040	IFB1/2023/017	17	13-Mar-2023		25,276,575,000	25,276,878,803.25	14.399%
20-Feb-2040	IFB1/2023/017	17	20-Mar-2023	20-Mar-2023	6,307,400,000	6,306,832,334.00	14.399%
20-Feb-2040	IFB1/2023/017	17	17-Apr-2023	17-Apr-2023	2,514,275,000	2,513,294,432.75	14.399%
21-May-2040	IFB1/2022/018	18	13-Jun-2022		36,810,275,000	36,812,442,483.75	13.742%
21-May-2040	IFB1/2022/018	18	13-Jun-2022	11-Jul-2022	3,103,475,000	3,102,574,992.25	13.742%
21-Jan-2041	SDB1/2011/030	30	28-Feb-2011	28-Feb-2011	8,718,100,000	8,097,583,053.50	12.000%
21-Jan-2041	SDB1/2011/030	30	28-Feb-2011	28-Mar-2011	10,041,550,000	9,033,178,376.50	12.000%
21-Jan-2041	SDB1/2011/030	30	28-Feb-2011	29-Aug-2011	3,376,800,000	2,481,796,760.00	12.000%
21-Jan-2041	SDB1/2011/030	30	28-Feb-2011	25-Aug-2014	1,752,500,000	1,533,238,531.00	12.000%
21-Jan-2041	SDB1/2011/030	30	28-Feb-2011	01-Sep-2014	2,003,350,000	1,752,650,781.00	12.000%
21-Jan-2041	SDB1/2011/030	30	28-Feb-2011	08-Sep-2014	667,900,000	584,278,920.00	12.000%
21-Jan-2041	SDB1/2011/030	30	28-Feb-2011	15-Sep-2014	19,000,000	16,620,250.00	12.000%
21-Jan-2041	SDB1/2011/030	30	28-Feb-2011	22-Sep-2014	712,400,000	623,136,280.00	12.000%

21-Jan-2041	SDB1/2011/030	30	28-Feb-2011	29-Sep-2014	853,100,000	746,172,446.00	12.000%
28-Jan-2041	IFB1/2022/019	19	21-Feb-2022		49,188,775,000	49,191,085,656.25	12.965%
22-Jul-2041	FXD1/2021/020	20	16-Aug-2021	24-Jan-2022	28,235,450,000	27,569,514,656.00	13.444%
22-Jul-2041	FXD1/2021/020	20	16-Aug-2021		39,530,700,000	39,532,927,290.00	13.444%
22-Jul-2041	FXD1/2021/020	20	16-Aug-2021	22-Aug-2022	8,217,850,000	7,935,471,318.00	13.444%
18-Aug-2042	IFB1/2021/021	21	13-Sep-2021		53,371,100,000	53,372,570,018.75	12.737%
25-May-2043	FXD1/2018/025	25	25-Jun-2018	25-Jun-2018	5,152,600,000	5,133,748,343.00	13.400%
25-May-2043	FXD1/2018/025	25	25-Jun-2018	24-Feb-2020	22,991,850,000	22,664,040,020.50	13.400%
25-May-2043	FXD1/2018/025	25	25-Jun-2018	23-Mar-2020	15,073,650,000	14,631,892,438.50	13.400%
25-May-2043	FXD1/2018/025	25	25-Jun-2018	19-Oct-2020	43,156,400,000	42,854,184,559.50	13.400%
25-May-2043	FXD1/2018/025	25	25-Jun-2018	16-Nov-2020	7,952,200,000	7,897,011,732.00	13.400%
22-Feb-2044	IFBI/2019/025	25	25-Mar-2019		8,414,325,000	8,143,542,791.00	12.200%
09-Apr-2046	FXD1/2021/025	25	10-May-2021	24-May-2021	5,015,600,000	5,014,797,504.00	13.924%
09-Apr-2046	FXD1/2021/025	25	10-May-2021	10-May-2021	14,243,500,000	14,243,636,101.50	13.924%
09-Apr-2046	FXD1/2021/025	25	10-May-2021	19-Jul-2021	22,186,100,000	22,553,340,743.50	13.924%
09-Apr-2046	FXD1/2021/025	25	10-May-2021	11-Oct-2021	25,703,350,000	25,876,697,772.00	13.924%
09-Apr-2046	FXD1/2021/025	25	10-May-2021	14-Mar-2022	3,929,300,000	3,914,048,365.00	13.924%
09-Apr-2046	FXD1/2021/025	25	10-May-2021	21-Mar-2022	5,389,300,000	5,368,605,088.00	13.924%
09-Apr-2046	FXD1/2021/025	25	10-May-2021	16-May-2022	2,988,100,000	2,976,972,895.50	13.924%
09-Apr-2046	FXD1/2021/025	25	10-May-2021	23-May-2022	11,034,750,000	10,993,480,035.00	13.924%
23-Sep-2047	FXD1/2022/025	25	24-Oct-2022		13,631,450,000	13,632,973,159.50	14.188%
23-Sep-2047	FXD1/2022/025	25	24-Oct-2022	12-Dec-2022	7,142,050,000	7,018,260,370.00	14.188%
Grand Total					**4,272,252,179,135**	**4,202,812,074,610.49**	

C2: CBK - Official

Outstanding T.Bills as at Jan 31, 2024.						
Maturity Date	**Issue**	**Tenor**	Value Date	**Face Value**	**Cost**	**Weighted Ave Rate**
05-Feb-24	2450/091	91	06-Nov-23	22,021,200,000.00	21,217,672,675.80	15.186
05-Feb-24	2510/182	182	07-Aug-23	4,550,300,000.00	4,282,160,146.70	12.558
05-Feb-24	2437/364	364	06-Feb-23	11,637,250,000.00	10,529,400,940.00	10.550
12-Feb-24	2451/091	91	13-Nov-23	38,239,200,000.00	36,835,335,735.65	15.287
12-Feb-24	2511/182	182	14-Aug-23	5,494,400,000.00	5,149,354,382.50	13.438
12-Feb-24	2438/364	364	13-Feb-23	4,740,050,000.00	4,286,740,090.00	10.603
19-Feb-24	2552/091	91	20-Nov-23	34,204,250,000.00	32,942,442,130.00	15.363
19-Feb-24	2512/182	182	21-Aug-23	4,035,800,000.00	3,785,135,801.90	13.276
19-Feb-24	2439/364	364	20-Feb-23	6,943,200,000.00	6,277,270,278.00	10.638
26-Feb-24	2553/091	91	27-Nov-23	22,974,400,000.00	22,122,654,398.00	15.443
26-Feb-24	2513/182	182	28-Aug-23	2,689,850,000.00	2,520,289,068.65	13.491
26-Feb-24	2440/364	364	27-Feb-23	4,040,050,000.00	3,651,299,110.00	10.676
04-Mar-24	2554/091	91	04-Dec-23	18,879,900,000.00	18,176,171,987.35	15.529
04-Mar-24	2514/182	182	04-Sep-23	928,350,000.00	867,931,574.00	13.939
04-Mar-24	2441/364	364	06-Mar-23	4,903,650,000.00	4,431,260,468.00	10.690
11-Mar-24	2555/091	91	11-Dec-23	30,288,400,000.00	29,152,058,240.45	15.635
11-Mar-24	2515/182	182	11-Sep-23	1,233,700,000.00	1,151,219,676.00	14.369
11-Mar-24	2442/364	364	13-Mar-23	8,491,250,000.00	7,669,270,806.00	10.747
18-Mar-24	2556/091	91	18-Dec-23	13,939,250,000.00	13,411,915,352.45	15.771
18-Mar-24	2516/182	182	18-Sep-23	663,750,000.00	619,243,266.50	14.415
18-Mar-24	2443/364	364	20-Mar-23	4,896,350,000.00	4,421,199,501.00	10.777
25-Mar-24	2417/182	182	25-Sep-23	1,665,350,000.00	1,549,891,440.50	14.940
25-Mar-24	2444/364	364	27-Mar-23	1,003,200,000.00	905,759,860.00	10.787
25-Mar-24	2557/091	91	25-Dec-23	16,939,950,000.00	16,294,690,433.15	15.883
01-Apr-24	2418/182	182	02-Oct-23	552,850,000.00	514,496,952.25	14.950
01-Apr-24	2445/364	364	03-Apr-23	1,915,900,000.00	1,729,617,179.00	10.800
01-Apr-24	2558/091	91	01-Jan-24	7,215,650,000.00	6,939,141,108.00	15.983
08-Apr-24	2419/182	182	09-Oct-23	985,550,000.00	917,047,913.20	14.978
08-Apr-24	2446/364	364	10-Apr-23	6,658,100,000.00	6,007,672,895.00	10.857
08-Apr-24	2559/091	91	08-Jan-24	26,143,550,000.00	25,137,125,604.00	16.059
15-Apr-24	2520/182	182	16-Oct-23	2,837,400,000.00	2,639,661,904.55	15.023
15-Apr-24	2560/091	91	15-Jan-24	36,001,950,000.00	34,608,843,167.00	16.145
15-Apr-24	2447/364	364	17-Apr-23	2,269,600,000.00	2,046,496,467.00	10.932
22-Apr-24	2561/091	91	22-Jan-24	25,100,250,000.00	24,123,728,974.00	16.235
22-Apr-24	2521/182	182	23-Oct-23	3,988,200,000.00	3,709,347,173.00	15.076
22-Apr-24	2448/365	364	24-Apr-23	1,014,300,000.00	913,544,667.00	11.059
29-Apr-24	2522/182	182	30-Oct-23	6,072,000,000.00	5,646,074,819.50	15.129
29-Apr-24	2449/364	364	01-May-23	1,588,150,000.00	1,429,558,932.00	11.124
29-Apr-24	2562/091	91	29-Jan-24	14,412,700,000.00	13,850,179,095.40	16.290
06-May-24	2523/182	182	06-Nov-23	1,319,450,000.00	1,226,085,963.00	15.271
06-May-24	2450/364	364	08-May-23	998,500,000.00	898,419,872.00	11.170
13-May-24	2524/182	182	13-Nov-23	19,597,850,000.00	18,199,790,818.05	15.406
13-May-24	2451/364	364	15-May-23	1,972,300,000.00	1,772,985,740.50	11.270
20-May-24	2525/182	182	20-Nov-23	9,952,650,000.00	9,241,693,206.00	15.428
20-May-24	2452/364	364	22-May-23	8,553,300,000.00	7,680,862,186.00	11.390
27-May-24	2453/365	182	27-Nov-23	2,459,950,000.00	2,284,062,221.00	15.445
27-May-24	2453/364	364	29-May-23	4,178,150,000.00	3,749,721,614.00	11.457

C2: CBK - Official

03-Jun-24 2527/182	182 04-Dec-23	2,805,500,000.00	2,603,551,484.50	15.550
03-Jun-24 2454/364	364 05-Jun-23	2,867,200,000.00	2,572,273,598.00	11.497
10-Jun-24 2528/182	182 11-Dec-23	5,725,650,000.00	5,308,822,327.50	15.749
10-Jun-24 2455/364	364 12-Jun-23	2,416,900,000.00	2,166,144,575.00	11.608
17-Jun-24 2529/182	182 18-Dec-23	3,078,100,000.00	2,851,700,329.30	15.922
17-Jun-24 2456/364.	364 19-Jun-23	1,914,400,000.00	1,713,812,854.00	11.734
24-Jun-24 2530/182	182 25-Dec-23	2,428,650,000.00	2,249,501,729.40	15.972
24-Jun-24 2457/364	364 26-Jun-23	2,459,200,000.00	2,197,515,352.50	11.934
01-Jul-24 2458/364	364 03-Jul-23	1,679,000,000.00	1,497,450,017.50	12.157
01-Jul-24 2531/182	182 01-Jan-24	293,250,000.00	271,624,577.00	15.967
08-Jul-24 2459/364	364 10-Jul-23	2,528,600,000.00	2,253,326,379.00	12.250
08-Jul-24 2532/182	182 08-Jan-24	5,005,650,000.00	4,633,845,345.00	16.092
15-Jul-24 2460/364	364 17-Jul-23	1,985,800,000.00	1,766,452,470.00	12.452
15-Jul-24 2533/182	182 15-Jan-24	9,320,200,000.00	8,624,104,270.00	16.187
22-Jul-24 2461/364	364 24-Jul-23	2,629,850,000.00	2,333,819,018.00	12.708
22-Jul-24 2534/182	182 22-Jan-24	6,295,100,000.00	5,821,896,368.00	16.301
29-Jul-24 2462/364	364 31-Jul-23	352,750,000.00	313,014,099.10	12.728
29-Jul-24 2535/182	182 29-Jan-24	5,592,950,000.00	5,170,735,631.50	16.376
05-Aug-24 2463/364	364 07-Aug-23	183,500,000.00	162,290,705.90	13.107
12-Aug-24 2464/364	364 14-Aug-23	862,650,000.00	761,308,656.50	13.340
19-Aug-24 2465/364	364 21-Aug-23	2,576,100,000.00	2,264,858,404.90	13.746
26-Aug-24 2466/364	364 28-Aug-23	2,441,800,000.00	2,142,403,937.30	14.014
02-Sep-24 2467/364	364 04-Sep-23	567,650,000.00	499,145,150.00	13.765
09-Sep-24 2468/364	364 11-Sep-23	3,096,100,000.00	2,696,497,311.00	14.860
16-Sep-24 2469/364	364 18-Sep-23	919,700,000.00	801,946,384.90	14.728
23-Sep-24 2470/364	364 25-Sep-23	1,818,650,000.00	1,578,800,260.20	15.221
30-Sep-24 2471/364	364 02-Oct-23	522,700,000.00	454,419,909.50	15.054
07-Oct-24 2472/364	364 09-Oct-23	2,688,900,000.00	2,335,221,516.70	15.187
14-Oct-24 2473/364	364 16-Oct-23	3,377,050,000.00	2,929,049,945.85	15.337
21-Oct-24 2474/364	364 23-Oct-23	2,440,050,000.00	2,116,291,624.30	15.341
28-Oct-24 2475/364	364 30-Oct-23	2,099,350,000.00	1,820,069,340.70	15.387
04-Nov-24 2476/364	364 06-Nov-23	978,250,000.00	847,722,204.40	15.439
11-Nov-24 2477/364	364 13-Nov-23	6,274,900,000.00	5,429,413,738.35	15.615
18-Nov-24 2478/364	364 20-Nov-23	3,304,050,000.00	2,858,247,494.00	15.639
25-Nov-24 2479/364	364 27-Nov-23	2,055,700,000.00	1,779,111,927.00	15.583
02-Dec-24 2481/364	364 04-Dec-23	2,102,300,000.00	1,817,000,133.85	15.727
09-Dec-24 2482/364	364 11-Dec-23	774,650,000.00	669,342,818.00	15.795
16-Dec-24 2483/364	364 18-Dec-23	655,650,000.00	566,237,672.80	15.834
23-Dec-24 2484/364	364 25-Dec-23	2,154,800,000.00	1,859,852,252.40	15.901
30-Dec-24 2485/364	364 01-Jan-24	1,918,600,000.00	1,653,169,364.00	16.100
06-Jan-25 2486/364	364 08-Jan-24	1,423,450,000.00	1,224,637,049.00	16.279
13-Jan-25 2487/364	364 15-Jan-24	2,778,050,000.00	2,387,721,863.00	16.392
20-Jan-25 2488/364	364 22-Jan-24	4,062,800,000.00	3,488,983,029.00	16.492
27-Jan-25 2489/364	364 29-Jan-24	2,986,550,000.00	2,564,061,223.95	16.523
	Sum	**565,634,050,000.00**	**529,573,920,176.85**	

C2: CBK - Official

ANNEX 3: ADOPTION SCHEDULE

REPUBLIC OF KENYA
13TH PARLIAMENT
NATIONAL ASSEMBLY – THIRD SESSION - 2024

PUBLIC DEBT AND PRIVATIZATION COMMITTEE MEMBERS.

ADOPTION SCHEDULE

REPORT ON THE 2024 MEDIUM-TERM DEBT MANAGEMENT STRATEGY (MTDS)

DATE ~~28/2/2024~~ **TIME** 11:00 AM **SITTING** 94TH
VENUE CONTINENTAL HOUSE 5TH FLOOR, PARLIAMENT BUILDINGS

No.	NAME	SIGNATURE
1.	**The. Hon. Abdi Shurie, M.P – Chairperson**	
2.	**The. Hon. (Dr). Makali Mulu, M.P. – Vice-Chairperson**	
3.	The. Hon. Junet Mohamed S. N. CBS, M.P.	
4	The. Hon. Omboko Milemba, M.P.	
5.	The. Hon. (Dr). Irene Kasalu, M.P.	
6.	The. Hon. Kwenya, Thuku Zachary, M.P.	
7.	The. Hon. Kipkoros, Joseph Makilap, M.P.	
8	The. Hon. Aden Daud, EBS. M.P	
9.	The. Hon. (Dr) Daniel Manduku, M.P.	

No.	NAME	SIGNATURE
10.	The. Hon. Mohamed, Abdikadir Hussein, M.P	
11.	The. Hon. (CPA) Suleka H. Harun, M.P.	
12.	The. Hon. Chege Njuguna, M.P.	
13.	The. Hon. Abdi, Abdi Ali, M.P.	
14	The. Hon. Letipila, Dominic Eli, M.P.	
15	The. Hon. Kirwa, Abraham Kipsang, M.P.	

Committee Clerk .....

Date ..... Signature .....

ANNEX 4: REPORT ADOPTION MINUTES

REPUBLIC OF KENYA

THE NATIONAL ASSEMBLY

13TH PARLIAMENT – (THIRD SESSION)

MINUTES OF THE 7TH SITTING OF THE SELECT COMMITTEE ON PUBLIC DEBT AND PRIVATIZATION, HELD ON 28TH FEBRUARY, 2024, AT 11.00 AM, IN 5TH FLOOR COMMITTEE ROOM, CONTINENTAL HOUSE, PARLIAMENT BUILDINGS.

MEMBERS OF PARLIAMENT PRESENT.

1. **Hon. Abdi Shurie M.P.** – **Committee Chairperson**
2. **Hon. (Dr.) Makali Mulu M.P.** – **Committee Vice-Chairperson**
3. Hon. Omboko Milemba, M.P
4. Hon. (Dr.) Irene Kasalu, M.P
5. Hon. Kwenya, Thuku Zachary, M.P
6. Hon. Aden Daud, EBS. M.P
7. Hon. (Dr.) Daniel Manduku, M.P
8. Hon. Mohamed, Abdikadir Hussein, M.P
9. Hon. CPA. Suleka H. Harun, M.P
10. Hon. Kirwa, Abraham Kipsang, M.P

MEMBERS OF PARLIAMENT ABSENT WITH APOLOGY

1. Hon. Junet, Mohamed S.N, CBS. M.P
2. Hon. Joseph Makilap, M.P
3. Hon. Chege Njuguna, M.P
4. Hon. Letipila, Dominic Eli, M.P
5. Hon. Abdi Ali Abdi, M.P

THE COMMITTEE SECRETARIAT

1. Mr. Leonard Machira -Lead Clerk.
2. Mr. Chacha Machage - Clerk Assistant /Fiscal Analyst I
3. Mr. Job Mugalavai - Clerk Assistant / Fiscal Analyst III
4. Ms. Audrey Ogutu -Legal Counsel II
5. Ms. Edith Chepngeno - Media Relations Officer III
6. Mr. Eugene Luteshi - Audio Officer III
7. Mr. Edwin Gichane - Research Office III
8. Ms. Mwanasha Juma - Sergeant at Arms.

MIN/NO.NA/PDPC/2024/021: PRELIMINARIES

The Vice- Chairperson of the Committee Hon. (Dr) Makali Mulu M.P. Called the meeting to order at 10.30. a.m. and requested Hon. Kwenya Thuku Zachary, M.P, to lead the committee in opening prayers. Afterwards, the Vice- Chairperson invited the Committee members and the secretariat to introduce themselves.

MIN/NO.NA/PDPC/2024/022: ADOPTION OF THE AGENDA.

The Agenda of the Committee was adopted having been Proposed by the Hon. Kwenya Thuku Zachary M.P. and Seconded by the Hon. (Dr) Daniel Manduku, M.P.

MIN/NO.NA/PDPC/2024/023: ADOPTION OF MINUTES

Minutes of the 1st Sitting held on 20th February 2024 at 10.30am in Naivasha Conference room, Holiday Inn Hotel were confirmed as a true recording of the proceedings having been proposed by Hon. Kwenya Thuku Zachary M.P. and seconded by Hon. Kirwa, Abraham Kipsang, M.P

Minutes of the 2nd Sitting held on 20th February 2024 at 12.00pm in Naivasha Conference room, Holiday Inn Hotel were confirmed as a true recording of the proceedings having been proposed by Hon. Kirwa, Abraham Kipsang, M.P and Seconded by Hon. Aden Daud, CBS, M.P.

Minutes of the 3rd Sitting held on 21st February 2024 at 10.00am in Naivasha Conference room, Holiday Inn Hotel were confirmed as a true recording of the proceedings having been proposed by Hon. (Dr.) Irene Kasalu, M.P and Seconded by Hon. Kirwa Abraham Kipsang, M.P.

Minutes of the 4th Sitting held on 21st February 2024 at 12.00pm in Naivasha Conference room, Holiday Inn Hotel were confirmed as a true recording of the proceedings having been proposed by Hon. Aden Daud, CBS, M.P and Seconded by Hon. Kirwa Abraham Kipsang, M.P.

Minutes of the 5th Sitting held on 22ndFebruary 2024 at 12.00pm in Naivasha Conference room, Holiday Inn Hotel were confirmed as a true recording of the proceedings having been proposed by Hon Kwenya Thuku Zachary M.P and Seconded by Hon. Aden Daud, CBS, M.P

Minutes of the 6th Sitting held on 26th February 2024 at 11.00am in 4th Floor, Committee Room, Continental House, Parliament Buildings were confirmed as a true recording of the proceedings having been proposed by Hon. Aden Daud, CBS, M.P and seconded by Hon Kwenya Thuku Zachary M.P

MIN/NO.NA/PDPC/2024/024: CONSIDERATION AND ADOPTION OF THE REPORT ON THE 2024 MEDIUM TERM DEBT MANAGEMENT STRATEGY

COMMITEEE OBSERVATIONS:

Having Considered submissions on the 2024 Medium Term Debt Management Strategy the Committee made the below observations.

1) The proposed borrowing ratio in the 2024 MTDS of 45 percent domestic and 55 percent external borrowing differs from the proposed ratio in the 2024 BPS of 54 percent domestic and 46 percent external borrowing. This observation was also noted by the Committee's report on the 2023 MTDS and indicates a continued disconnect in policy formulation geared towards minimizing the cost and risk of borrowing;

2) The depreciation of the exchange rate against the United States Dollar and the Euro, which when combined account for over 88.5 percent of the denomination of the external debt stock, has been costly as indicated by the incurrence of Kshs. 8.26 billion to meet external debt servicing arising from the fluctuation of the foreign exchange rate between July 2023 and January 2024;

3) There is a cross-board tightening of borrowing conditions for both domestic and external borrowing, as evidenced by the increasing Weighted Average Interest Rate (WAIR) of the total debt portfolio and is collaborated by the increasing debt service expenditure under the Consolidated Fund Services;

4) The Medium-term Debt Management Strategy (MTDS) is a framework that was developed by the World Bank and the IMF to guide countries in debt management decisions and operations. Nevertheless, there is a need to customize the MTDS to Kenya's country-specific challenges in order to address high public debt stock, committed but undisbursed loans (and commitment fees), and the rise in non-performing loans owed by state-owned enterprises, among other rising contingent liability risks;

5) There is low civic participation in public debt management policy design and debt management. This is indicated by the lack of response from the public following the call for submissions issued by the National Assembly on the 2024 MTDS. Appropriate measures are therefore required to promote citizen engagement through enhancing transparency and public accountability;

6) There is slow progress in the establishment of the Treasury Single Account. The resolution the National Assembly on the 2023 MTDS intended at ensuring the government mops up surplus funds held by Ministries, Departments and Agencies bank accounts. The account is a requirement of Section 28(2) of the Public Finance Management Act, 2012, and an effective method for enhancing payment and revenue collection systems. Guidelines will also help minimize the impact on financial transfers from domestic financial institutions and initiate full transition to the Treasury Single Account as from FY 2024/25; and

7) There is a deviation from the fiscal deficit target for FY 2023/24. The 2023 MTDS set the fiscal deficit target at 4.4 percent as a share of GDP; this has increased to 5.5 percent in the first Supplementary Estimates. It is important to note that in-year deviations from fiscal targets negate the substantial efforts undertaken in designing a policy framework and strategies intended at a) reducing debt distress, b) slowing debt accumulation, and c) improving overall resource utilization.

8) The PV of debt to GDP is projected to reach 67.2 percent in 2024 and has thus surpassed the anchored debt threshold of 55 percent (+5) subject to Section 50 of the PFM Act 2012 (Amended in 2023), the National Treasury is yet to submit a report on the breach of the debt threshold, indicating the exceptional circumstances, as required by the PFM Act, 2012.

COMMITTEE RECOMMENDATIONS:

Having considered the 2024 Medium Term Debt Management Strategy as well as submissions from stakeholders, the Committee made the below recommendations:

1) **That**, in the next Medium Term Expenditure Framework (MTEF) cycle, the National Treasury should ensure consistency between the Medium-Term Debt Management Strategy and the Budget Policy Statement regarding the optimal borrowing strategy and the fiscal consolidation path;

2) **That**, the National Treasury should ensure that the fiscal deficit and subsequent public borrowing projections are realistic by incorporating forecasts on any potential in-year changes to interest rates, exchange rates, and contingency spending;

3) **That**, to address the emerging escalation of domestic interest rates alongside domestic interest payments, the National Treasury to the National Assembly, should submit within 60 days, a report providing practical measures to reduce the domestic debt service burden to sustainable levels;

4) **That**, in line with the resolution of the National Assembly on the 2023 Medium Term Debt Management Strategy, the National Treasury should publish guidelines that will ensure that the Treasury Single Account is established and operational by July 1st, 2024;

5) **That,** within 30 days and subject to Section 50 of the Public Finance Management Act, 2012 (Amended in 2023), the National Treasury should submit a comprehensive report to the National Assembly on the breach of the debt anchor of 55 percent (5) of Gross Domestic Product and the remedial measures undertaken to ensure that the adherence of the debt threshold;

6) **That**, in order to promote fiscal sustainability, reduce debt distress and to slow debt accumulation, any deviation from medium term fiscal deficit path designed by both the Budget Policy Statement and the Medium-Term Debt Management Strategy, and any resultant readjustment to loan financing, should be pre-approved by the National Assembly;

7) **That**, the National Treasury ensures the customization of the MTDS for the next MTEF cycle to Kenya's specific debt challenges by providing specific measures to deal with undisbursed loans and related commitment fees, measures to resolve risks emanating from non-performing loans owed by state-owned enterprises, and estimation of contingent liabilities;

8) **That**, in order to help enhance public participation in public debt matters, the National Treasury should publish simplified, citizen-friendly documents to accompany the technical reports on public debt submitted to the National Assembly; and

9) **That**, at least two months before the end of the financial year:

   a. the National Treasury shall submit to the National Assembly, the Annual Borrowing Plan that addresses any deviations from the 2024 MTDS in financing the FY 2024/25 Budget Estimates, attendant cost and risks of the deviations and policy measures to address them; and

   b. The National Treasury should submit a list of a schedule of all projects for which borrowing is to be undertaken in the FY 2024/25.

Financial Recommendations

10) **That**, the fiscal deficit target for the medium term is approved and set at 3.9% of GDP for FY 2024/25; 3.3% of GDP for FY 2025/26, and 3.3% of GDP for FY 2026/27, in line with the fiscal consolidation path; and

11) **That**, the country's borrowing strategy is approved at 55 percent for net external borrowing and 45 percent for net domestic borrowing as contained in the 2024 Medium Term Debt Management Strategy.

MIN/NO.NA/PDPC/2024/025. ADOPTION OF THE REPORT

1. The report on the 2024 Medium Term Debt Management Strategy was adopted by the Committee having been proposed by Hon. Aden Daud, EBS. M.P. and seconded by Hon. Kwenya Thuku Zachary M.P.
2. Minutes of the 7th Sitting held on 28th February 2024 at 11.00am in 5th Floor Committee Room, Continental House, Parliament Buildings were confirmed as a true recording of the proceedings having been proposed by Hon. Kwenya Thuku Zachary M.P. and seconded by Hon. Kirwa, Abraham Kipsang, M.P

MIN/NO.NA/PDPC/2024/026 ADJOURNMENT

There being no other business, the meeting was adjourned at 1.30 P.M. The next meeting will be communicated in due course.

DATE.....29th Feb 2024.....

SIGNED.....

HON. ABDI SHURIE, MP
(CHAIRPERSON, PUBLIC DEBT & PRIVATIZATION COMMITTEE)

ANNEX 5: STAKEHOLDER SUBMISSIONS

REPUBLIC OF KENYA

THE NATIONAL TREASURY AND ECONOMIC PLANNING

Telegraphic Address: 22921
FINANCE – NAIROBI
Fax No. 315779
Telephone: 2252299

THE NATIONAL TREASURY
P.O. Box 30007 - 00100
NAIROBI
KENYA

When replying please quote

Ref: DMD 4/238 'E'

28th February, 2024

Mr. Samuel Njoroge, CBS
The Clerk
National Assembly
P.O. Box 41842-00100
NAIROBI

Dear Mr. Njoroge,

PUBLIC DEBT & PRIVATIZATION COMMITTEE MEETING ON THE 2024 MEDIUM-TERM DEBT MANAGEMENT STRATEGY

The Public Debt and Privatization Committee invited the Cabinet Secretary to a meeting on Monday, 26th February 2024 at 11.am, to consider the 2024 Medium-Term Debt Management Strategy.

During the meeting, the Committee raised a pertinent issue on the difference in percentages between the financing mix pronounced in the 2024 Budget Policy Statement (BPS) and the optimal strategy as pronounced by the 2024 Medium Term Debt Management Strategy (MTDS).

The purpose of this letter is to forward to you the addendum to the 2024 MTDS explaining the rationale of the differences for tabling to the National Assembly.

Yours Sincerely,

NJUGUNA NDUNG'U, CBS
CABINET SECRETARY

Copy to: Principal Secretary/The National Treasury

: Chair/Public Debt & Privatization Committee

Encl: Addendum to the Medium-Term Debt Management Strategy.

PUBLIC DEBT & PRIVATIZATION COMMITTEE MEETING ON THE 2024 MEDIUM-TERM DEBT MANAGEMENT STRATEGY

During the deliberations on the 2024 Medium Term Debt Management Strategy (MTDS) between the Public Debt and Privatization Committee of the National assembly, and the National Treasury and Economic Planning, the Committee raised a pertinent issue on the difference in percentages between the financing mix pronounced in the 2024 Budget Policy Statement (BPS) and the 2024 MTDS Optimal strategy. Additionally, the Committee requested for a soft copy of the Pubic Debt Register.

The National Treasury and Economic Planning wishes to respond as follows:

The differences noted are tabulated in the table below:

Documents	**Net Domestic Financing**	**Net External Financing**
Medium Term Debt Management Strategy (MTDS)	*45%*	*55%*
Budget Policy Statement (BPS)	*54%*	*46%*

The funding mix of the fiscal deficit in the 2024 BPS considers: inflows from ongoing projects that are still disbursing; proposed concessional borrowing from multilateral and bilateral creditors under negotiations; desired commercial borrowing; while the residual forms part of the domestic borrowing. In doing so the BPS does not take into account the profile of existing debt stock and its financing terms.

The 2024 MTDS financing mix, is not dictated by what is pronounced by the BPS, if it does so, then it ceases to be a strategy. When the BPS pronounces the fiscal deficit, the MTDS usually come up with the optimal financing mix. The MTDS takes into account the profile of existing debt stock and its financing terms, the projected fiscal deficit, exchange rate assumptions, refinancing assumptions, interest rate assumptions, and combined interest rate and exchange rate assumption in its analysis to determine the optimal strategy while BPS does not. Therefore, the financing mix in the 2024 MTDS optimal strategy may not mirror the 2024 BPS.

The National Treasury and Economic Planning has sent a soft copy of the Debt Register to the Committee secretariat.

REPUBLIC OF KENYA

THE NATIONAL TREASURY AND ECONOMIC PLANNING

SUBMISSION BY THE CABINET SECRETARY, NATIONAL TREASURY AND ECONOMIC PLANNING TO THE PUBLIC DEBT AND PRIVATIZATION COMMITTEE ON THE *2024 MEDIUM-TERM DEBT MANAGEMENT STRATEGY.*

I. INTRODUCTION

Hon. Chairman and **Honorable Members,** it is my pleasure and honor to present the 2024 Medium -Term Debt Management Strategy which informs the financing of the FY 2024/2025 budget deficit to the Public Debt and Privatization Committee.

II. BACKGROUND

Hon. Chairman, the current stock of public and publicly guaranteed debt stands at Kshs. 11,248.01 billion or **69.7 percent of GDP in nominal terms**. **The current Present Value of public debt to GDP is 67.2 percent.**

The public debt comprises a mix of:

a) External debt of **Kshs. 6,189.97 billion;** and

b) Domestic debt of **Kshs. 5,058.04 billion.**

In the recent months, external debt has risen relative to domestic debt due to depreciation of the Kenya shilling against foreign currencies.

External debt is largely from official creditors and on concessional terms. It is composed of:

- **Kshs. 3,118.57 billion** as multilateral debts (*accounting for 50% of total external debt*); World Bank loans are concessional and charge a service fee of 0.75 percent and an interest rate of 1.25 percent on the disbursed loan amount.
- **Kshs. 1,399.72 billion** bilateral debts (23%); and
- **Kshs. 1,671.68 billion** commercial debts (27%) of which Eurobonds account for Kshs 1,141.33 billion (18%).

Domestic debt is mainly in held in form of Government debt securities as follows:

- **Kshs. 4,272.25 billion in Treasury** Bonds (*accounting for 85% of total domestic debt*)
- **Kshs. 565.63 billion Treasury Bills** (11%); and
- **Kshs 220.16 billion** (4%) as **others** (*That is, Overdrafts from Central Bank of Kenya, IMF SDR Allocation and Bank advances*)

Hon. Chairman, the proposed FY 2024/2025 fiscal deficit of **Kshs. 703.87 billion** is to be financed as follows.

a) **Net Foreign financing** - **Kshs 326.12 billion**

o/w -

Commercial Borrowing	*-Kshs. 151.00 bn*
Programme loans	*-Kshs. 210.48 bn*
Project Loans & A-I-A	*-Kshs. 308.54 bn*
External Repayment	*-Kshs. (343.90) bn*

b) **Net Domestic financing** - **Kshs. 377.75 billion**

III. HIGHLIGHTS OF THE 2024 MEDIUM TERM DEBT MANAGEMENT STRATEGY

Assessment of the cost and risk characteristics of the current debt portfolio

Hon. Chairman,

a. Under the current revenue driven multi-year fiscal consolidation program The National Treasury commits to bring down the **Present Value of debt as a percentage of GDP** from **67.2 percent** to 55% over a period of five years as per the recent amendment of the Public Finance Management Act on the debt anchor.

b. **The weighted average interest rate** of the total debt portfolio was **7.7 percent per annum** in June 2023, of which domestic debt is 11.4 percent per annum. **The weighted average interest rate of external debt increased to 4.5% in June 2023** compared to 3.9% in December 2022.

c. The **rise in interest rates** in the public debt portfolio is attributed to the **tight liquidity conditions** both in the domestic and international financial markets.

d. Average Time to Maturity of the total portfolio **declined from 8.8 years** in December 2022 to **8.5 years in June 2023** on account of reduced performance of long tenor bonds and issuance of more short-term domestic debt attributed to tightness of liquidity in the market.

e. **The projected debt redemption** profile is characterized by **large maturities** in 2028, 2029 and 2030 on account of Eurobond and bank syndicated debts.

IV. THE 2024 MEDIUM TERM DEBT MANAGEMENT OPTIMAL STRATEGY

Hon. Chairman, the ***2024 Medium-Term Debt Strategy*** aims to optimize access to ***external concessional borrowing*** and ***undertake liability management*** to minimize costs and refinancing risks in the debt portfolio.

On a **net basis**, the strategy assumes a mix of **45% domestic and 55% external financing** over the medium term. In **gross borrowing terms**, external and domestic financing accounts for **37% and 63%,** respectively.

V. KEY ATTRIBUTES OF THE 2024 MEDIUM TERM DEBT MANAGEMENT STRATEGY

Hon. Chairman, in addition to the commitment on **fiscal consolidation to stabilize the growth of public debt,** the ***2024 Medium-Term Debt Strategy*** identifies key actions to guide borrowings during FY2024-25 to 2026-2027, which include:

- **Use of long tenor Treasury bonds** for refinancing of maturing domestic debt and raising of new deficit funding resources along with reduction in the proportion of short-term domestic debt (Treasury bills). **This will minimize refinancing risks and lengthening Average Time Maturity** for domestic and total debt.
- **Deepening the domestic bond market** through issuance of more medium to long-term instruments as the **main source of domestic financing**.
- **Maximize use of concessional borrowing** as opposed to commercial debt to lower costs and risks;
- **Minimize interest rate risk** in terms of average time to re-fixing.

VI. HIGHLIGHTS OF KENYA'S DEBT SUSTAINABILITY

Hon. Chairman, Kenya continues to meet its current and future debt payment obligations when due without compromising on its other budgeted programs. The latest Debt Sustainability Analysis Report indicates that;

- **Public debt remains sustainable though the distress level is elevated** due to the adverse effects of multiple shocks experienced by the country since 2020;
- The **Debt Carrying Capacity has declined from strong to medium since 2021 to date;**
- **Subdued growth in exports** has increased external debt vulnerability.
- A week ago, Kenya **successfully executed a liability management operation** targeting the 2024 Eurobond. The operation **permanently removed settlement risk** on the USD 2 billion Eurobond maturing in June 2024 by partially **buying-back USD 1.5 billion** of the Bond.

VII. DOMESTIC DEBT MARKET REFORMS

Hon. Chairman, in collaboration with other financial sector players including the Capital Market Authority and the Central Bank of Kenya, The National Treasury will sustain **domestic debt markets reforms** to improve performance of the primary issuance and promote vibrancy of the secondary market to develop a credible yield curve for Government securities. These reforms include:

- Publication of an **issuance calendar**;
- Separation of the **Retail and Wholesale Market** for Government Securities;
- **Re-engineering Retail-Bond Issuance**;

- Establishment of the **Over-The-Counter (OTC) Market** for Government Debt Securities;
- Establishment of an **Efficient Horizontal Repo Market** and **Securities Lending and Borrowing (SLB).**
- The National Treasury & Economic Planning has engaged the **IMF/World Bank to assist the PDMO in the domestic market development**.

Hon Chairman, let me now address the 16 questions on the 2024 MTDS.

a) Provide an explanation of how the financing framework under the 2024 Budget Policy Statement is linked to the strategy under the 2024 Medium Term Debt Management Strategy, which seeks to reduce the cost and risk of borrowing.
The 2024 MTDMS has been prepared based on the projected macroeconomic indicators and fiscal deficit trajectory in the 2024 BPS. The strategy focuses on maximizing concessional and reducing commercial borrowing, thereby reducing the cost of debt.

b) The Committee noted that despite the publication of Medium Debt Strategies on an Annual basis, the cost of debt servicing expenditures under the Consolidated Fund Service expenditures have continued to increase and will amount to Kshs. 1.9 trillion in FY 2024/25. In this regard, the Committee requires an explanation of how the strategy under the MTDS creates fiscal space to support other sectors' expenditure needs. The objective of the MTDS is to raise resources through borrowing to finance the budget deficit while maintaining minimum costs and prudent levels of risks in the portfolio. Debt service costs have continued to rise in line with the growth of public debt. The main objective of the MTDS is **to target an optimal mix of external and domestic debt to trade-off costs and risks in the debt portfolio. We have continued to grow the proportion of concessional debt in the portfolio to keep interest costs at a minimum; We have also increased the stock of long tenure domestic debt to minimise settlement risk. A multi-year fiscal consolidation framework seeking to lower the fiscal deficit will ultimately drive debt servicing cost on a downward trajectory.**

c) A review of the Debt Sustainability Analysis under the 2024 MTDS reveals that the Present Value of the Debt to GDP ratio is projected to remain above the

threshold of 55% over the Medium Term. The Committee requires the National Treasury to indicate the path under both the 2024 BPS and MTDS that will achieve the PFM threshold of 55% (+5) by 2029.

Fiscal deficit is the primary driver of debt. The 2024 BPS pronounces a tight fiscal deficit path underpinning the projected PV of debt to GDP from 68.2% in 2023 to 56.9% in 2028 and 55% by November 2028.

d) Explain why the strategy does not consider the policy impact emanating of the continuous deviation from the annual MTDS plan/strategy.

The strategy considers impact of exogenous shocks that influences access and cost of financing. Under the 2024 MTDS, the National Treasury will seek to explore alternative sources of financing including execution of liability management to raise resources for budget financing and also lower costs and risks in the debt portfolio. The most important challenge is external shocks that are persistent and cause massive revenue diversion.

e) The Committee noted a need to take a conservative approach towards commercial borrowing and that such loans should be earmarked to capital projects whose returns are comparable to the high yields that the loans bear. As such, a list of such projects should be submitted to the Committee.

Recourse to commercial borrowing is driven by lack of access to budget support concessional finance from multilateral and bilateral lenders. Whereas project linked finance is desirable, some flexibility in use of funds is required to ensure delivery of high social impact projects like education, health, water and sanitation which may not necessarily demonstrate revenue streams but contribute to human capital development critical for growth and development of the country.

f) The review of the 2024 MTDS indicates that domestic debt continues to exhibit elevated interest rates and refinancing risks. The materialization of these risks could result in liquidity constraints that would affect the implementation of the Budget.

The 2024 MTDS seeks to maintain a trade-off of risk and cost in the domestic debt portfolio. Whereas interest costs have risen in the last few months due to external factors, the focus is to undertake a number of reform measures in the domestic debt market to promote efficiency in the primary market and restore vibrancy in the secondary market. The interventions will lower

overall costs and reduce refinancing risks along the maturity structure of domestic debt.

g) What are the strategy and public debt outlook expected to address issues raised by Sovereign/Credit Rating Agencies whose reports are critical in determining the cost of borrowing?
The rating agencies have raised concerns over the ability of Government to fully finance the budget deficit due to limited access to international market particularly to refinance the 2024 Eurobond. A week ago, Kenya has been able to de-risk the 2024 Eurobond through a buy-back operation and domestic debt markets have positively responded to this action. The National Treasury and Economic Planning has initiated a process to develop a Strategy on how to enhance Kenya credit rating profile.

h) The occurrence of the exchange rate risk resulted in the increase in the debt stock by over Kshs. 800 billion. How will this be addressed, given that external debt accounts for 55% of total debt stock as of December 2023, and what is the expected impact of the appreciation of the exchange rate?
Kenya has a market determined exchange rate regime that acts as an automatic stabilizer, it stabilizes prices and supports economic activity. The recent 2024 Eurobond buyback operation de-risked the space and slowed depreciation of currency and a surge in foreign exchange flows is expected in the near term. Overall, debt to GDP will continue to decline due to revenue driven fiscal consolidation efforts

i) The strategy does not provide further information relating to the repayment of the International Sovereign Bond scheduled for June 2024, and in relation to:
   a. New issuance in February 2024. **The 2024 MTDS is for the period FY 2024/25.**
   b. The change in weighted average interest rates of international sovereign bonds between 2014 and 2024. **The bond trades in the market and the trading is driven by risk profile.**
   c. How the National Treasury utilises grace periods for loans to prepare for loan repayment. **Grace period for loans is provided to allow time for completion of project execution and its impacts on the economy to be feasible before repayments. The 2024 MTDS states that liability management operation will be executed to address refinancing risk.**

j) The strategy does not address: i) contracted but undisbursed loans and the resultant commitment fees and ii) progress made and measures geared towards

increasing the rate of loan disbursement to increase the efficiency of the use of loan resources.

MTDS primary objective is to mobilize resources to finance the deficit and maintaining an optimal mix of debt to lower costs and risks. Absorption of project funds is a matter of budget execution by line ministries, departments and agency and is outside the scope of debt management strategy.

k) The Committee noted a need to expound on the components of net domestic and net external borrowing proposed under the strategy.

The details of net domestic and net external financing may be broadly stated in future MTDS as details depends on lending policies of potential multilateral, bilateral and private lenders and market conditions.

l) The 2024 MTDS indicates that up to $8.5 billion or 25% of total debt will be maturing in +10 years, which implies that debt is not equitably shared between present and future generations, contrary to Article 201(c) of the Constitution.

New loan commitments will continue to be contracted over the period consistent with Government development plans over time. This will ensure intergenerational equity in terms of benefits and burden sharing. When such imbalance occurs, corrective measures will be taken.

m) Kenya's debt is classified as sustainable but is at a high risk of debt distress, with four debt sustainability ratios remaining breached over the medium term. How will the strategy improve the position of Kenya's DSA risk indicators?

Multi-year fiscal consolidation policy stance will drive debt to GDP on a downward trajectory and improve debt sustainability indicators. The MTDS will continue to lay emphasize on concessional financing and issuance of longer domestic debt instruments to finance the deficit and ensure a balance mix of external and domestic debt.

n) Provide a progress report on the implementation of each of the National Assembly Resolutions based on the Committee's report on the 2023 Medium Term Debt Management Strategy.

(Progress report attached)

o) Submit to the Committee the Public Debt Register (Domestic Debt Stock, External Debt Stock, Undisbursed Loans and Guaranteed Debt) and the respective Debt Servicing Register as of the end of January 2024.

(Register attached)

p) Submit a report containing a list of projects for which loan financing will be contracted and the respective creditors. This report should also indicate timelines for project valuation, appraisal, and assessment.
Line Ministries, Department and Agencies will submit projects for consideration for external financing upon approval of FY 2024/5 Budget.

VIII. CONCLUSION

I thank you once again, **Hon. Chairperson and Hon. Members** for giving me this opportunity to engage with you on the ***2024 Medium-Term Debt Management Strategy***. The National Treasury and Economic Planning requests for consideration and approval of the ***2024 Medium -Term Debt Management Strategy*** and adoption of the optimal strategy to fund the Financial Year 2024/25 fiscal deficit. We remain available to support the Committee when called upon during this approval process.

Hon. Chair, I submit.



NJUGUNA NDUNG'U, CBS
CABINET SECRETARY/ NATIONAL TREASURY AND ECONOMIC PLANNING

23RD FEBRUARY, 2024

THE NATIONAL ASSEMBLY
OFFICE OF THE CLERK

P. O. Box 41842-00100
Nairobi, Kenya
Main Parliament Buildings

Telephone: +254202848000 ext. 3300
Email: cna@parliament.go.ke
www.parliament.go.ke/the-national-assembly

When replying, please quote

REF: NA/PBO/PD&PC/ 2024 (002) **19th February, 2024**

Dr. Chris Kiptoo, CBS
Principal Secretary
The National Treasury
Harambee Avenue, Treasury Building
P.O. Box 30007
NAIROBI

Dear Sir

RE: INVITATION TO ATTEND PUBLIC DEBT & PRIVATIZATION COMMITTEE MEETING ON THE MEDIUM-TERM DEBT MANAGEMENT STRATEGY FOR FY 2024/25

The above matter refers.

The National Treasury submitted the Medium-Term Debt Management Strategy (MTDS) for FY 2024/25 to the National Assembly on **15th February 2024,** in line with Section 33 of the Public Finance Management Act (PFMA 2012). Standing Order (S.O.232) of the National Assembly Standing Orders requires the Public Debt & Privatization Committee to consider the strategy and table a report within 10 days of submission. The Committee is required to recommend to the National Assembly the appropriate limits of domestic and foreign borrowing which should form a basis for approval of the report on the Budget Policy Statement.

In this regard, the Committee invites the Cabinet Secretary for the National Treasury& Economic Planning to a meeting to consider the Medium-Term Debt Management Strategy for the 2024/2025 Financial Year on **Monday, 26th February 2024 at 11.00 am**. The venue of the meeting will be communicated in due course.

During the meeting, the Cabinet Secretary will be required to submit a comprehensive and signed report, on the Medium-Term Debt Management Strategy in addition to addressing the issues attached to this letter. The Cabinet Secretary may be accompanied by not more than ten (10) technical officers.

The officers facilitating the Committee are **Mr. Leonard Machira,** who may be contacted on Tel No. 0718-379-275 and email address leonard.ongegu@parliament.go.ke and **Mr. Chacha Machage**, who may be reached on +254707616578 or email address: jcmachage@gmail.com.

Yours sincerely,

SERAH KIOKO, MBS
FOR: THE CLERK OF THE NATIONAL ASSEMBLY

Copy to: - Prof. Njuguna Ndung'u, EBS.
Cabinet Secretary
The National Treasury & Economic Planning
Harambee Avenue, Treasury Building
P.O. Box 30007
NAIROBI

THE NATIONAL ASSEMBLY
OFFICE OF THE CLERK

P. O. Box 41842-00100
Nairobi, Kenya
Main Parliament Buildings

Telephone: +254202848000 ext. 3300
Email: cna@parliament.go.ke
www.parliament.go.ke/the-national-assembly

When replying, please quote

REF: NA/PBO/PD&PC/ 2024 (002) **19th February, 2024**

Dr. Chris Kiptoo, CBS
Principal Secretary
The National Treasury
Harambee Avenue, Treasury Building
P.O. Box 30007
NAIROBI

Dear

RE: INVITATION TO ATTEND PUBLIC DEBT & PRIVATIZATION COMMITTEE MEETING ON THE MEDIUM-TERM DEBT MANAGEMENT STRATEGY FOR FY 2024/25

The above matter refers.

The National Treasury submitted the Medium-Term Debt Management Strategy (MTDS) for FY 2024/25 to the National Assembly on **15th February 2024,** in line with Section 33 of the Public Finance Management Act (PFMA 2012). Standing Order (S.O.232) of the National Assembly Standing Orders requires the Public Debt & Privatization Committee to consider the strategy and table a report within 10 days of submission. The Committee is required to recommend to the National Assembly the appropriate limits of domestic and foreign borrowing which should form a basis for approval of the report on the Budget Policy Statement.

In this regard, the Committee invites the Cabinet Secretary for the National Treasury& Economic Planning to a meeting to consider the Medium-Term Debt Management Strategy for the 2024/2025 Financial Year on **Monday, 26th February 2024** at **11.00 am**. The venue of the meeting will be communicated in due course.

During the meeting, the Cabinet Secretary will be required to submit a comprehensive and signed report, on the Medium-Term Debt Management Strategy in addition to addressing the issues attached to this letter. The Cabinet Secretary may be accompanied by not more than ten (10) technical officers.

The officers facilitating the Committee are **Mr. Leonard Machira,** who may be contacted on Tel No. 0718-379-275 and email address leonard.ongegu@parliament.go.ke and **Mr. Chacha Machage,** who may be reached on +254707616578 or email address: jcmachage@gmail.com.

Yours

SERAH KIOKO, MBS
FOR: THE CLERK OF THE NATIONAL ASSEMBLY

Copy to: - Prof. Njuguna Ndung'u, EBS.
Cabinet Secretary
The National Treasury & Economic Planning
Harambee Avenue, Treasury Building
P.O. Box 30007
NAIROBI

The Committee noted the following issues during its review of the 2024 Medium Term Debt Strategy. Which requires a response from the Cabinet Secretary for the National Treasury and Economic Planning:

1. Provide an explanation of how the financing framework under the 2024 Budget Policy Statement is linked to the strategy under the 2024 Medium Term Debt Management Strategy, which seeks to reduce the cost and risk of borrowing.

2. The Committee noted that despite the publication of Medium Debt Strategies on an Annual basis, the cost of debt servicing expenditures under the Consolidated Fund Service expenditures have continued to increase and will amount to Kshs. 1.9 trillion in FY 2024/25. In this regard, the Committee requires an explanation of how the strategy under the MTDS creates fiscal space to support other sectors' expenditure needs.

3. A review of the Debt Sustainability Analysis under the 2024 MTDS reveals that the Present Value of the Debt to GDP ratio is projected to remain above the threshold of 55% over the Medium Term. The Committee requires the National Treasury to indicate the path under both the 2024 BPS and MTDS that will achieve the PFM threshold of 55% (+5) by 2029.

4. Explain why the strategy does not consider the policy impact emanating of the continuous deviation from the annual MTDS plan/strategy.

5. The Committee noted a need to take a conservative approach towards commercial borrowing and that such loans should be earmarked to capital projects whose returns are comparable to the high yields that the loans bear. As such, a list of such projects should be submitted to the Committee.
6. The review of the 2024 MTDS indicates that domestic debt continues to exhibit elevated interest rates and refinancing risks. The materialization of these risks could result in liquidity constraints that would affect the implementation of the Budget.

7. What are the strategy and public debt outlook expected to address issues raised by Sovereign/Credit Rating Agencies whose reports are critical in determining the cost of borrowing?

8. The occurrence of the exchange rate risk resulted in the increase in the debt stock by over Kshs. 800 billion. How will this be addressed, given that external debt accounts for 55% of total debt stock as of December 2023, and what is the expected impact of the appreciation of the exchange rate?

9. The strategy does not provide further information relating to the repayment of the International Sovereign Bond scheduled for June 2024, and in relation to:
    a. New issuance in February 2024.
    b. The change in weighted average interest rates of international sovereign bonds between 2014 and 2024.
    c. How the National Treasury utilises grace periods for loans to prepare for loan repayment.

10. The strategy does not address: i) contracted but undisbursed loans and the resultant commitment fees and ii) progress made and measures geared towards increasing the rate of loan disbursement to increase the efficiency of the use of loan resources.

11. The Committee noted a need to expound on the components of net domestic and net external borrowing proposed under the strategy.

12. The 2024 MTDS indicates that up to $8.5 billion or 25% of total debt will be maturing in +10 years, which implies that debt is not equitably shared between present and future generations, contrary to Article 201(c) of the Constitution.

13. Kenya's debt is classified as sustainable but is at a high risk of debt distress, with four debt sustainability ratios remaining breached over the medium term. How will the strategy improve the position of Kenya's DSA risk indicators?

14. Provide a progress report on the implementation of each of the National Assembly Resolutions based on the Committee's report on the 2023 Medium Term Debt Management Strategy.

15. Submit to the Committee the Public Debt Register (Domestic Debt Stock, External Debt Stock, Undisbursed Loans and Guaranteed Debt) and the respective Debt Servicing Register as of the end of January 2024.

16. Submit a report containing a list of projects for which loan financing will be contracted and the respective creditors. This report should also indicate timelines for project valuation, appraisal, and assessment.

REPORT ON: Policy Resolution by the National Assembly from the report of the Public Debt and Privatization Committee on the 2023 Medium-Term Debt Management Strategy

1. THAT, any borrowing undertaken by the National Treasury in FY 2023/24 should not exceed the Kshs. 10 trillion approved debt ceiling set by Parliament.

   The National Treasury proposed amendments to the PFM (National Government) Regulations, 2015 to replace the current public debt limit of Ksh. 10 trillion. The public debt limit was replaced with a debt anchor. The new limit is measured against Gross Domestic Product in present value terms as a desired level of public debt. The rationale is to measure relative size of debt in terms of the Country`s debt carrying capacity and allow for periodic impact of exogenous shocks on debt and GDP. The amendments were approved by Parliament in November 2023 and became effective, replacing the nominal debt limit with a debt to GDP ratio of 55 percent in present value terms (debt anchor).

2. THAT, as indicated in the Committee's report on the Consolidated Fund Services (CFS) expenditures for Supplementary Estimates No. 1 of FY 2022/23, the National Treasury should within six months, table regulations for the establishment of a sinking fund dedicated to public debt servicing as provided for under section 50(8) of the PFM Act, 2012.

   Section 50 (8) of the PFM Act 2012 provides for establishment of the sinking fund which is aimed at redemption of Government loans, and payment of expenses of, or incidental to, redemption of an issue of National Government loans. The National Treasury prepared guidelines for the operationalization of the sinking fund and presented to Parliament. Parliament recommended public participation exercise to the guidelines in line with statutory instruments Act, 2013. Later it was deemed appropriate to convert the guidelines to Regulations which were to be tabled to Parliament vide the delegated legislation committee. The regulations have since been prepared awaiting public participation and onward submission to Parliament.

3. THAT, in order to safeguard against shocks with regard to external interest payments, the National Treasury adopts hedging mechanisms on foreign exchange risks and/or negotiates lending agreements in Kenya shillings.

   The National Treasury will take capacity building on derivatives for officers in the Public Debt Management Office as a first step to hedging of foreign exchange risks to advise management on the best option and time to hedge

the risk. Negotiation of loan agreements in Kenya shillings is only possible if the lenders are Kenyan citizens, however, if lenders are foreigners, acceptance of local currency is not possible especially, if the currency is not internationally traded and risk exposures are high to foreign investors since it's difficult to hedge the local currency in their foreign countries and if possible, the costs are high. The exchange rate regime in Kenya is market determined, thus not possible to fix exchange rate.

4. THAT, the National Treasury undertakes a review of all undisbursed loans amounting to Kshs. 1.179 trillion and submits to the National Assembly within one month, a report with information on terms, status, reasons for un-disbursement and proposals on any loans that can be cancelled to save spending on commitment fees.

   The National Treasury undertakes joint portfolio reviews with Development Partners and MDAs from time-to-time within a Financial Year to assess the progress in the project implementation, identify challenges and address the bottlenecks that impede smooth implementation of externally funded projects/programmes. Consequently, the National Treasury has identified a number of projects that requires restructuring in order to address implementation challenges. The National Treasury also undertake measures including cancellation of non-performing loans.

5. THAT, in the next budget cycle, the National Treasury aligns the borrowing strategy proposed in the Budget Policy Statement with the borrowing strategy in the Medium-Term Debt Strategy (MTDS) in order to ensure credibility of the Government's planning documents.

   The 2024 MTDS was aligned to the BPS and has been prepared based on the projected macroeconomic indicators and fiscal deficit trajectory in the 2024 BPS.

6. THAT, in the next budget cycle, the National Treasury undertakes public participation on the MTDS in line with Article 201 of the Constitution.

   Article 201 stipulates the principles guiding all aspects of public finance in the Kenya, which includes openness and accountability, including public participation in financial matters and promotion of an equitable society. The Budget Policy Statement is a document that helps estimate and evaluate the revenues and expenditures by setting out the broad strategic priorities and policy goals that will guide the national government and county governments in preparing their budgets both for the following financial year and over the medium-term.

The Medium-Term Debt Management Strategy is prepared pursuant to Section 33 (1) of the Public Finance Management Act, 2012 which requires the Cabinet Secretary, National Treasury and Economic Planning to submit on or before 15th February every year, a statement setting out the debt management strategy of the National Government over the Medium - Term with reference to the actual liabilities in terms of loans and guarantees and plans for dealing with the liabilities. The 2024 Medium- Term Debt Management Strategy was aligned to the broad strategic priorities and policy goals set out in the Budget Policy Statement.

The 2024 MTDS was prepared in line with the aforementioned guidance from Statutes and submitted to Cabinet and subsequently Parliament alongside the 2024 BPS. Public participation was jointly conducted for the 2024 BPS and the 2024 MTDS.

7. THAT, going forward, the MTDS should live up to its expectation as a medium-term document by showing consistency in proposed debt management strategies including deficit financing on a three-year rolling framework, from one MTDS to another.

In the preparation of MTDS, the National Treasury considers the three-year rolling deficit financing and the trade-off between costs and risks. This is revised annually to cater for changes.

8. THAT, the National Treasury undertakes a sensitivity analysis on the 2023 MTDS and submits to this house, within two weeks, a contingency plan on measures to be undertaken in the event of revenue shortfalls or underperformance of loans.

Success in implementation of the an MTDS is dependent on various exogenous factors among them, stable financial and macro-economic environment. It is not possible to predict the future but the MTDS has taken account of the risks to the baseline assumptions and propose measures and other commitments to mitigate any risk factors as highlighted. In case of revenue shortfalls or underperformance of the loans, the National Treasury recommends austerity measures to ensure that only priority expenditures are funded and submits supplementary budgets for approval to Parliament.

PUBLIC DEBT MANAGEMENT OFFICE
STATUS OF EXTERNAL DEBT - A REPORT TO PARLIAMENT

LOAN #	LOAN TITLE	CREDITOR NAME	CREDITOR CATEGORY	BORROWER	AGREEMENT DATE	MATURITY DATE	REVISED FINANCED AMOUNT (Tranche)	CURR	PRINCIPLE BALANCE AS AT 31/08/2023 (FX)	DRAWN AMOUNT	DISBURSEMENT RATE	UNDRAWN AMOUNT	IMPLEMENTING AGENCY	PROJECT DESCRIPTION	PROJECT IMPLEMENTATION STATUS	COUNTY	COMMITMENT FEES SIINCE 2012 (KSHS)	LOAN TERMS		
																		Fixed Interest Rate	Variable (Margin) Interest Rate	No. Principal Repayments
2023303_1	DSSI Food Agency Japan for Loan 2004313	Government of Japan	Bilateral	GOK	01/03/2023	15/12/2027	8,726	JPK	8,207.64	Rescheduled/BR	Rescheduled/BR	Fully Drawn	National Treasury	Debt Service Suspension Initiative	Done	DSSI	-	0.01	-	10 Equal Repayments
2023008_1	The Fiscal Sustainability and Inclusive Green Growth Development Policy Operation-IDA-sml(DPO5)	International Development Association	Multilateral	GOK	29/05/2023	15/03/2035	315,000,000	USD	315,000,000.00	315,000,000	100.0%	Fully Drawn	The National Treasury	Budget support	Closed		-	-	-	USD 26,249,769.00 in 1 Equal Repayments starting 15/03/2035 AND USD 288,750,231.00 in 11 Equal Repayments starting 15/09/2029
2023007_1	The Fiscal Sustainability and Inclusive Green Growth Development Policy Operation-IDA (DPO5)	International Development Association	Multilateral	GOK	30/05/2023	15/03/2053	185,000,000	USD	185,000,000.00	185,000,000	100.0%	Fully Drawn	The National Treasury	Budget support	Closed		-	2.73	-	USD 62,900,000.00 in 10 Equal Repayments starting 15/09/2048 AND USD 122,100,000.00 in 40 Equal Repayments starting 15/09/2028
2023006_1	The Fiscal Sustainability and Inclusive Green Growth Development Policy Operation (DPO5)	Intl Bank for Reconstruction & Developmt	Multilateral	GOK	29/05/2023	15/09/2041	500,000,000	USD	500,000,000.00	500,000,000	100.0%	Fully Drawn	The National Treasury	Budget Support	Closed		-	-	-	USD 19,000,000.00 in 1 Equal Repayments starting 15/09/2041 AND USD 481,000,000.00 in 26 Equal Repayments starting 15/09/2028
2023005_1	The US Dollars 600 Million Term Loan Facilities (EUR 273 Million)	Africa Export-Import Bank (Afrexim Bank)	Commercial Bank	GOK	12/05/2023	15/11/2027	273,323,615	EUR	273,323,615.10	273,323,615	100.0%	Fully Drawn		budget support			-	-	5.40	EUR 273,323,615.16 in 5 Equal Repayments starting 15/11/2025
2023004_3	The US Dollars 600 Million Term Loan Facilities (US 200 Million)	The Standard Bank of South Africa Ltd	Commercial Bank	GOK	05/04/2023	15/10/2027	93,000,000	EUR	93,000,000.00	93,000,000	100.0%	Fully Drawn	National Treasury	budget support			-	-	5.40	USD 93,000,000.00 in 5 Equal Repayments starting 15/10/2025
2023004_2	The US Dollars 600 Million Term Loan Facilities (US 200 Million)	The Standard Bank of South Africa Ltd	Commercial Bank	GOK	05/04/2023	15/10/2027	100,000,000	USD	100,000,000.00	100,000,000	100.0%	Fully Drawn	National Treasury	budget support			-	-	5.40	USD 100,000,000.00 in 5 Equal Repayments starting 15/10/2025
2023003_1	African Emergency Food Production Facility - Kenya (AEFPF-K)	African Development Bank	Multilateral	GOK	03/05/2023	15/12/2047	63,000,000	EUR	63,000,000.00	63,000,000	100.0%	Fully Drawn	State Department For Crops Development	The principal goal of the AEFPF is to increase agricultural productivity and production to improve food security in Kenya in the short term through delivery of certified seeds, fertilizers and extension	Ongoing	Country wide	-	-	0.20	EUR 63,000,000.00 in 34 Equal Repayments starting 15/06/2031
2023002_1	East Africa's Centres of Excellence for Skills and Tertiary Education in Biomedical Sciences - Phase I	African Development Fund	Multilateral	GOK	05/04/2023	01/03/2054	14,000,000	AUA	-	Never Disbursed	Never Disbursed	14,000,000	Ministry of Health	Construction of East Africa Kidney Institute (EAKI): 160-bed hospital, diagnostics, training, research, EAC education integration, labor mobility.	This is a new project. It is scheduled to commence in Decemeber, 2023	Nairobi County	-	1.75	-	AUA 14,000,000.00 in 50 Equal Repayments starting 01/09/2028
2023001_1	Olkaria I & IV Uprating Geothermal Project	Govt of Fed. Republic of Germany - GTZ	Bilateral	GOK	28/02/2023	28/02/2038	45,000,000	EUR	-	Never Disbursed	Never Disbursed	45,000,000	State Department of Energy	To refurbish existing turbine units in Olkaria IV and Olkaria IAU for higher inlet pressure to increase the power output by an additional 40 MW while also improving the utilization of existing geothermal resources.	Subsidiary Loan Agreement to be signed by KenGen	Nakuru	-	-	0.25	EUR 2,142,857.20 in 1 Equal Repayments starting 15/12/2037 AND EUR 42,857,142.80 in 20 Equal Repayments starting 15/12/2027
2022304_1	DSSI Food Agency Japan for Loan 2001301 and 2004313	Government of Japan	Bilateral	GOK	20/07/2022	15/06/2027	14,836	JPK	12,461.64	Rescheduled/BR	Rescheduled/BR	Fully Drawn	National Treasury	Debt Service Suspension Initiative	Done	DSSI	-	0.01	-	10 Equal Repayments
2022303_1	DSSI France Phase II - Banque De France for Loan No. 2004307	Government of France	Bilateral	GOK	01/01/2022	15/12/2027	1,450,313	EUR	1,305,281.43	Rescheduled/BR	Rescheduled/BR	Fully Drawn	National Treasury	Debt Service Suspension Initiative	Done	DSSI	-	3.06	-	10 Equal Repayments
2022302_1	DSSI France Phase II - Natixis; Various Loans	Government of France	Bilateral	GOK	03/03/2022	15/12/2027	304,706	EUR	274,235.49	304,706	100.0%	Fully Drawn	National Treasury	Debt Service Suspension Initiative	Done	DSSI	-	1.11	-	10 Equal Repayments
2022301_1	DSSI France Phase II - AFD; USD Loan 2015031	Agence Francaise De Development	Bilateral	GOK	03/03/2022	15/12/2027	323,332	USD	290,998.36	323,332	100.0%	Fully Drawn	National Treasury	Debt Service Suspension Initiative	Done	DSSI	-	4.08	-	10 Equal Repayments
2022300_1	DSSI France - Phase II AFD; Various Loans - EUR	Agence Francaise De Development	Bilateral	GOK	03/03/2022	15/12/2027	30,576,886	EUR	27,519,197.43	30,576,886	100.0%	Fully Drawn	National Treasury	Debt Service Suspension Initiative	Done	DSSI	-	2.93	-	10 Equal Repayments
2022026_1	Multinational Horn of Africa Isiolo Mandera Corridor: El-wak Rhamu Rd Upgrading Project	African Development Bank	Multilateral	GOK	09/05/2022	15/11/2046	64,660,000	EUR	-	Never Disbursed	Never Disbursed	64,660,000	State Department for Roads	This project entails construction of single carriageway road 7m wide with 2m shoulders on each side to bitumen standard in El wak-Rhamu (142Km)	Scheduled to start in November, 2023	Mandera and Wajir	17,962,222	-	0.20	EUR 64,660,000.00 in 34 Equal Repayments starting 15/05/2030
2022025_1	Multinational Horn of Africa Isiolo Mandera Corridor: Elwak Rhamu Rd Upgrading Project	African Development Fund	Multilateral	GOK	09/05/2022	15/11/2051	100,000,000	AUA	-	Never Disbursed	Never Disbursed	100,000,000	Ministry of Roads and Transport	This project entails construction of single carriageway road 7m wide with 2m shoulders on each side to bitumen standard in El wak-Rhamu (142Km)	This is a new project. It is scheduled to commence in Decemeber, 2022	Mandera and Wajir	48,364,202	1.75	-	AUA 100,000,000.00 in 50 Equal Repayments starting 15/05/2027
2022024_1	Second Kenya Informal Settlements Improvement Project (KISIP 2)	Agence Francaise De Development	Bilateral	GOK	15/12/2022	30/06/2042	45,000,000	EUR	-	Never Disbursed	Never Disbursed	45,000,000	State Department for Housing & Urban Development	Improve living conditions in informal settlements in selected cities in Kenya	The conditions precedent have been fulfilled. The project implementation is oncourse	Country wide	1,662,266	-	-	EUR 45,000,000.00 in 26 Equal Repayments starting 31/12/2029
2022023_3	Food Security and Youth Employment in Western Kenya Through Local Climate Resilience(FLLOCA)	Govt of Fed. Republic of Germany - GTZ	Bilateral	GOK	22/12/2022	15/11/2060	13,000,000	EUR	-	Recorded in Tranche	Recorded in Tranche	13,000,000	The National Treasury	To support Kenya's transition to a low carbon-climate resilience development pathway.	The conditions precedent have been fulfilled.	Trans Nzoia, Elgeyo Marakwet, Bungoma, Uasin Gishu, Busia, Kakamega, Nandi, Siaya, Vihiga, Kisumu, Kericho, Homa Bay, Nyamira, Migori, Kisii and Bomet	-	-	-	EUR 1,632,000.00 in 8 Equal Repayments starting 15/05/2057 AND EUR 11,368,000.00 in 56 Equal Repayments starting 15/05/2029

LOAN #	LOAN TITLE	CREDITOR NAME	CREDITOR CATEGORY	BORROWER	AGREEMENT DATE	MATURITY DATE	REVISED FINANCED AMOUNT (Tranche)	RR	PRINCIPLE BALANCE AS AT 31/08/2023 (FX)	DRAWN AMOUNT	DISBURSEMENT RATE	UNDRAWN AMOUNT	IMPLEMENTING AGENCY	PROJECT DESCRIPTION	PROJECT IMPLEMENTATION STATUS	COUNTY	COMMITMENT FEES SINCE 2012 (KSHS)	Fixed Interest Rate	Variable (Margin) Interest Rate	No. Principal Repayments
2022023_2	Food Security and Youth Employment in Western Kenya Through Local Climate Resilience(FLLOCA)	Govt of Fed. Republic of Germany - GTZ	Bilateral	GOK	22/12/2022	15/11/2060	18,000,000	EUR	-	Recorded in Tranche	Recorded in Tranche	18,000,000	The National Treasury	To support Kenya's transition to a low carbon-climate resilience development pathway.	The conditions precedent have been fulfilled.	Trans Nzoia, Elgeyo Marakwet, Bungoma, Uasin Gishu, Busia, Kakamega, Nandi, Siaya, Vihiga, Kisumu, Kericho, Homa Bay, Nyamira, Migori, Kisii and Bomet	-	-	-	EUR 4,512,000.00 in 16 Equal Repayments starting 15/05/2053 AND EUR 13,488,000.00 in 48 Equal Repayments starting 15/05/2029
2022022_1	Programme for promotion of Enterprenuership and Employment (Centre for Enterprenuership)	Govt of Fed. Republic of Germany - GTZ	Bilateral	GOK	22/12/2022	15/11/2060	25,900,000	EUR	-	Never Disbursed	Never Disbursed	25,900,000	Ministry of Co-Operatives & MSME Development	To finance establishment of a Centre for Entrepreneurship including satellites together with an intergrated voucher system.	'Procurement of the consultant is in progress.	Country wide	-	0.75	-	EUR 17,820,000.00 in 44 Equal Repayments starting 15/05/2039 AND EUR 8,080,000.00 in 20 Equal Repayments starting 15/05/2029
2022020_2	Rural Kenya Financial Inclusion Facility (RK-FINFA)	International Fund For Agricultural Dev.	Multilateral	GOK	02/06/2022	15/12/2046	12,660,000	EUR	-	Recorded in Tranche	Recorded in Tranche	12,660,000	The National Treasury	To Enable rural poor access financial services	On-going	National wide	-	-	-	EUR 12,660,000.00 in 40 Equal Repayments starting 15/06/2027
2022020_1	Rural Kenya Financial Inclusion Facility (RK-FINFA)	International Fund For Agricultural Dev.	Multilateral	GOK	02/06/2022	15/12/2046	6,240,000	EUR	280,000.00	280,000	1.5%	5,960,000	The National Treasury	To Enable rural poor access financial services	On-going	National wide	-	0.75	-	EUR 6,240,000.00 in 30 Percentage Based Repayments starting 15/06/2032
2022019_1	Support to Waste Water Management at Lake Victoria South	Govt of Fed. Republic of Germany - GTZ	Bilateral	GOK	28/11/2022	15/11/2062	18,000,000	EUR	-	Never Disbursed	Never Disbursed	18,000,000	Ministry of Water, Sanitation and Irrigation, LVSWWDA	The project aims to protect Lake Victoria from pollution by improving the quality of wastewater discharged into the lake and catchment area and expanding the water supply in the towns of Kericho and Kisii.	The conditions precedent have been fulfilled.	Kisii and Kericho	-	0.75	-	EUR 18,000,000.00 in 60 Equal Repayments starting 15/05/2033
2022018_2	Program to Build Resilience for Food and Nutrition Security in The Horn of Africa(Djibouti, Kenya, Somali and South Sudan	African Development Fund	Multilateral	GOK	23/02/2022	15/06/2062	263,600	EUR	263,600.00	263,600	100.0%	Fully Drawn	State Department For Crops Development	The objective of the program is to contribute to resilience building including for women and youth, food and nutrition insecurity and climate change, peace and security in the Horn of Africa	Ongoing	Baringo, Garissa, Isiolo, Marsabit, Samburu, Turkana and West Pokot	-	0.75	-	AUA 263,600.00 in 60 Equal Repayments starting 15/06/2032
2022018_1	Program to Build Resilience for Food and Nutrition Security in The Horn of Africa(Djibouti, Kenya, Somali and South Sudan	African Development Fund	Multilateral	GOK	23/02/2022	15/06/2062	29,796,600	AUA	-	Recorded in Tranche	Recorded in Tranche	29,796,600	State Department For Crops Development	The objective of the program is to contribute to resilience building including for women and youth, food and nutrition insecurity and climate change, peace and security in the Horn of Africa	Ongoing	Baringo, Garissa, Isiolo, Marsabit, Samburu, Turkana and West Pokot	21,742,112	-	-	AUA 29,796,600.23 in 60 Equal Repayments starting 15/06/2032
2022017_1	Upgrading Maternal and Newborn Care Units Project	Mizuho Bank Europe N.V	Commercial Bank	GOK	12/09/2022	12/09/2035	19,369,227	EUR	6,661,027.25	6,661,027	34.4%	12,708,200	Ministry of Health	Project entails supply and installation of Upgraded Maternal and New Born Care Units with Neonates Facilities in 20 Health Centres in 12 Counties	Ongoing project	Elgeyo-Marakwet County, Embu, Isiolo , Kisii, Kwale , Makueni , Muranga , Narok , Nyamira , Nyandarua , Nyeri , West Pokot	18,945,075	-	1.80	EUR 19,369,227.25 in 20 Equal Repayments starting 12/03/2025
2022016_4	USD 300 Million Syndicated Short Term Multicurrency Facility	Trade and Development Bank	Commercial Bank	GOK	23/08/2022	01/10/2025	27,212,500	USD	27,212,500.00	27,212,500	100.0%	Fully Drawn	National Treasury	budget support			-	-	4.45	USD 27,212,500.00 in 1 Equal Repayments starting 17/09/2025
2022016_3	USD 300 Million Syndicated Short Term Multicurrency Facility	Trade and Development Bank	Commercial Bank	GOK	23/08/2022	01/10/2025	75,000,000	EUR	75,000,000.00	75,000,000	100.0%	Fully Drawn	National Treasury	budget support			-	-	4.30	USD 75,000,000.00 in 1 Equal Repayments starting 17/09/2025
2022016_2	USD 300 Million Syndicated Short Term Multicurrency Facility	Trade and Development Bank	Commercial Bank	GOK	23/08/2022	01/10/2025	200,000,000	USD	200,000,000.00	200,000,000	100.0%	Fully Drawn	National Treasury	budget support			-	-	4.45	USD 200,000,000.00 in 1 Equal Repayments starting 29/08/2025
2022015_1	Support to the MSME Sector Program	Khalifa Fund for Enterprise Development	Bilateral	GOK	05/08/2022	15/01/2051	30,000,000	USD	-	Never Disbursed	Never Disbursed	30,000,000	State Deparment for MSME	The project support MSME sectors	The Conditions Precedent are being fulfilled. The project implementation will commenced soon.	Nationwide	-	1.50	-	USD 30,000,000.00 in 48 Equal Repayments starting 15/07/2027
2022014_1	Competitiveness and Economic Recovery Support Programme (CERSP-II)	African Development Bank	Multilateral	GOK	29/08/2022	01/04/2042	89,000,000	EUR	89,000,000.00	89,000,000	100.0%	Fully Drawn	The National Treasury	Budget Support	Completed	Nationwide	-	-	0.20	EUR 89,000,000.00 in 24 Equal Repayments starting 01/10/2030
2022013_1	Horn of Africa - Groundwater for Resilience Project	International Development Association	Multilateral	GOK	01/09/2022	15/05/2053	121,700,000	EUR	4,500,000.00	4,500,000	3.7%	117,200,000	Ministry of water	increase the sustainable access and management of groundwater in the Horn of Africa's borderlands	Progressing well	5 Counties	-	1.24	-	EUR 41,378,000.00 in 10 Equal Repayments starting 15/11/2047 AND EUR 80,322,000.00 in 40 Equal Repayments starting 15/11/2027
2022012_1	Eastern Africa Regional Statistics Program for Results	International Development Association	Multilateral	GOK	27/07/2022	01/04/2052	107,200,000	EUR	-	Never Disbursed	Never Disbursed	107,200,000	KNBS	Strenthen Data Dissemination	The project is Program for Results ,no budget was given to KNBS to trigger disbursment		-	1.24	-	EUR 36,448,000.00 in 10 Equal Repayments starting 01/10/2047 AND EUR 70,752,000.00 in 40 Equal Repayments starting 01/10/2027
2022011_1	De-Risking, Inclusion and Value Enhancement of Pastoral Economies in the Horn of Africa Project	International Development Association	Multilateral	GOK	29/06/2022	01/06/2052	132,600,000	EUR	14,447,935.57	14,447,936	10.9%	118,152,064	State Department for Livestock Dvlpt	Enhance pastrolist access to financial services	Progressing well	12 counties	-	1.24	-	EUR 45,084,000.00 in 10 Equal Repayments starting 01/12/2047 AND EUR 87,516,000.00 in 40 Equal Repayments starting 01/12/2027
2022010_1	National Agricultural Value Chain Development Project	International Development Association	Multilateral	GOK	10/06/2022	15/12/2051	223,300,000	EUR	30,000,000.00	30,000,000	13.4%	193,300,000	Ministry of Agriculture	Increase market participation and value addition	Progressing well	34 Counties	-	1.06	-	EUR 75,922,000.00 in 10 Equal Repayments starting 15/06/2047 AND EUR 147,378,000.00 in 40 Equal Repayments starting 15/06/2027
2022009_1	Additional Financing Emergency Locust Response Project	International Development Association	Multilateral	GOK	28/04/2022	01/11/2051	31,400,000	EUR	20,000,000.00	20,000,000	63.7%	11,400,000	Ministry of Agriculture	Prevent and respond to the threat to livelihoods posed by the desert locust outbreak	Progressing well	14 Counties	-	1.06	-	EUR 10,676,000.00 in 10 Equal Repayments starting 01/05/2047 AND EUR 20,724,000.00 in 40 Equal Repayments starting 01/05/2027

LOAN #	LOAN TITLE	CREDITOR NAME	CREDITOR CATEGORY	BORROWER	AGREEMENT DATE	MATURITY DATE	REVISED FINANCE AMOUNT (Tranche)	RR	PRINCIPLE BALANCE AS AT 31/08/2023 (FX)	DRAWN AMOUNT	DISBURSEMENT RATE	UNDRAWN AMOUNT	IMPLEMENTING AGENCY	PROJECT DESCRIPTION	PROJECT IMPLEMENTATION STATUS	COUNTY	COMMITMENT FEES SINCE 2012 (KSHS)	Fixed Interest Rate	Variable (Margin) Interest Rate	No. Principal Repayments
2022008_1	Primary Education Equity in Learning Program	International Development Association	Multilateral	GOK	14/04/2022	01/12/2051	125,100,000	EUR	23,023,496.17	32,761,488	18.4%	102,076,504	State Department for Basic Education	Improve retention of girls in upper primary education	Progressing well	47 counties	-	1.06	-	EUR 42,534,000.00 in 10 Equal Repayments starting 01/06/2047 AND EUR 82,566,000.00 in 40 Equal Repayments starting 01/06/2027
2022007_1	Second Accelerating Reforms for an Inclusive and Resilient Recovery Development Policy Financing (DPO4)	Intl Bank for Reconstruction & Developmt	Multilateral	GOK	18/03/2022	15/09/2040	230,000,000	USD	230,000,000.00	230,000,000	100.0%	Fully Drawn	The National Treasury	Budget Support	Closed		-	-	1.19	USD 8,740,000.00 in 1 Equal Repayments starting 15/09/2040 AND USD 221,260,000.00 in 26 Equal Repayments starting 15/09/2027
2022006_1	Second Accelerating Reforms for an Inclusive and Resilient Recovery Development Policy Financing (DPO4)	International Development Association	Multilateral	GOK	18/03/2022	15/03/2052	520,000,000	USD	520,000,000.00	520,000,000	100.0%	Fully Drawn	The National Treasury	Budget support	Closed		-	2.82	-	USD 176,800,000.00 in 10 Equal Repayments starting 15/09/2047 AND USD 343,200,000.00 in 40 Equal Repayments starting 15/09/2027
2022005_1	Supply of Forest Firefighting Equipment and Associated Services	Government of France	Bilateral	GOK	17/03/2022	31/03/2058	22,000,000	EUR	2,953,792.00	2,953,792	13.4%	19,046,208	Kenya Forest Service	Supply of firefighting equipment	First consignment being cleared at Mombasa port (11/10/2023)	Country wide	-	0.02	-	EUR 22,000,000.00 in 42 Equal Repayments starting 30/09/2037
2022004_1	Additional Financing for Coastal Region Water Security and Climate Resilience Project	International Development Association	Multilateral	GOK	03/03/2022	01/12/2051	128,800,000	EUR	-	Never Disbursed	Never Disbursed	128,800,000	Ministry of Water	Construction of canals at Lower Nzoia	Big contracts have been signed that and soon credit will be utilized fully	2 counties	-	1.08	-	EUR 43,792,000.00 in 10 Equal Repayments starting 01/06/2047 AND EUR 85,008,000.00 in 40 Equal Repayments starting 01/06/2027
2022003_1	Malindi Integrated Health Development Program - MISHDP Phase II	Government of Italy	Bilateral	GOK	26/01/2022	17/01/2053	6,395,373	EUR	2,000,000.00	2,000,000	31.3%	4,395,373	State Department for ASALS and Regional Development	The project entails construction of education, health and infrastructure in Magarini and Malindi sub-Counties	The poject is progressing well and expected to be completed in 2027	Kilifi County	-	0.50	-	EUR 4,395,373.00 in 20 Equal Repayments starting 17/07/2043 AND EUR 2,000,000.00 in 20 Equal Repayments starting 17/01/2033
2022002_1	Supporting Access to Finance and Enterprise Recovery Project(SAFER)	International Development Association	Multilateral	GOK	08/02/2022	15/06/2051	85,900,000	EUR	5,032,041.21	5,032,041	5.9%	80,867,959	The National Treasury	Increase access to financial services	Progressing well		-	1.08	-	EUR 29,206,000.00 in 10 Equal Repayments starting 15/12/2046 AND EUR 56,694,000.00 in 40 Equal Repayments starting 15/12/2026
2022001_1	Linking Farmers to Markets through Improvement of Rural Roads in Western Kenya	Govt of Fed. Republic of Germany - GTZ	Bilateral	GOK	09/02/2022	15/12/2061	17,000,000	EUR	-	Never Disbursed	Never Disbursed	17,000,000	MoRT, KeRRA	To finance improvement of Rural Roads in Western Kenya to promote access to market	Subsidiary Grant Agreement for 17 m € loan is pending; Subsidiary Grant Agreement for 1.2 m € grant signed in Feb 2023.	Bungoma, Busia, Kakamega and Vihiga	-	0.75	-	EUR 5,680,000.00 in 20 Equal Repayments starting 15/06/2052 AND EUR 11,320,000.00 in 40 Equal Repayments starting 15/06/2032
2021332_1	DSSI Japan-Kenya Ports Authority (KE-P25) -Phase II	Government of Japan	Bilateral	KPA	01/07/2021	15/12/2027	452,395	JPK	407,155.09	Rescheduled/BR	Rescheduled/BR	Fully Drawn	National Treasury	Debt Service Suspension Initiative	Done	DSSI	-	0.18	-	10 Equal Repayments
2021331_1	DSSI Japan for Various Loans - Phase II	Government of Japan	Bilateral	GOK	01/07/2021	15/12/2027	2,154,552	JPK	1,939,195.54	Rescheduled/BR	Rescheduled/BR	Fully Drawn	National Treasury	Debt Service Suspension Initiative	Done	DSSI	-	0.88	-	10 Equal Repayments
2021330_1	DSSI Japan For KenGen Loans Phase I	Government of Japan	Bilateral	KENGEN	01/01/2021	15/12/2027	1,457,132	JPK	1,311,418.84	Rescheduled/BR	Rescheduled/BR	Fully Drawn	National Treasury	Debt Service Suspension Initiative	Done	DSSI	-	-	-	10 Equal Repayments
2021329_1	DSSI Japan-Kenya Ports Authority (KE-P25)	Government of Japan	Bilateral	KPA	01/01/2021	15/06/2027	452,459	JPK	361,967.38	452,459	100.0%	Fully Drawn	National Treasury	Debt Service Suspension Initiative	Done	DSSI	-	0.18	-	10 Equal Repayments
2021328_1	DSSI Japan Phase I Various Loans	Government of Japan	Bilateral	GOK	31/01/2021	15/06/2027	2,335,409	JPK	1,872,166.46	Rescheduled/BR	Rescheduled/BR	Fully Drawn	National Treasury	Debt Service Suspension Initiative	Done	DSSI	-	1.13	-	10 Equal Repayments
2021327_1	DSSI Germany - For Various Loans	Govt of Fed. Republic of Germany - GTZ	Bilateral	GOK	20/12/2021	15/12/2027	5,373,693	EUR	4,839,123.15	Rescheduled/BR	Rescheduled/BR	Fully Drawn	National Treasury	Debt Service Suspension Initiative	Done	DSSI	-	-	-	10 Equal Repayments
2021326_1	DSSI Germany For Loan 2014013	Govt of Fed. Republic of Germany - GTZ	Bilateral	GOK	20/12/2021	15/12/2027	1,399,993	EUR	1,259,993.73	Rescheduled/BR	Rescheduled/BR	Fully Drawn	National Treasury	Debt Service Suspension Initiative	Done	DSSI	-	3.24	-	10 Equal Repayments
2021325_1	DSSI Germany - For Loan 2014012	Govt of Fed. Republic of Germany - GTZ	Bilateral	GOK	20/12/2021	15/12/2027	3,889,545	EUR	3,500,590.54	Rescheduled/BR	Rescheduled/BR	Fully Drawn	National Treasury	Debt Service Suspension Initiative	Done	DSSI	-	1.75	-	10 Equal Repayments
2021324_1	DSSI Korea - Phase II for loan 2005009	Export - Import Bank - Korea	Export Credit	GOK	30/12/2021	15/12/2027	742,130,244	KRW	667,917,219.26	Rescheduled/BR	Rescheduled/BR	Fully Drawn	National Treasury	Debt Service Suspension Initiative	Done	DSSI	-	1.78	-	10 Equal Repayments
2021323_1	DSSI Spain for Various Loans (Phase II) - EUR	Instituto De Credito:Kingdom Of Spain.	Bilateral	GOK	21/07/2021	15/12/2027	Rescheduled/BR	EUR	5,832,117.63	Rescheduled/BR	Rescheduled/BR	Fully Drawn	National Treasury	Debt Service Suspension Initiative	Done	DSSI	-	0.17	-	10 Equal Repayments
2021322_1	DSSI Italy Phase II	Government of Italy	Bilateral	GOK	23/12/2021	15/12/2027	32,996	EUR	29,696.47	Rescheduled/BR	Rescheduled/BR	Fully Drawn	National Treasury	Debt Service Suspension Initiative	Done	DSSI	-	0.50	-	10 Equal Repayments
2021321_1	DSSI Belgium - Phase II for Various Loans	Government of Belgium	Bilateral	GOK	30/12/2021	01/01/2028	Rescheduled/BR	EUR	461,976.67	Rescheduled/BR	Rescheduled/BR	Fully Drawn	The National Treasury	Debt Service Suspension Initiative	Done	DSSI	-	-	-	10 Equal Repayments
2021320_1	DSSI Spain for Various Loans (Phase II) - USD	Instituto De Credito:Kingdom Of Spain.	Bilateral	GOK	21/07/2021	15/12/2027	Rescheduled/BR	USD	483,801.71	Rescheduled/BR	Rescheduled/BR	Fully Drawn	National Treasury	Debt Service Suspension Initiative	Done	DSSI	-	0.17	-	10 Equal Repayments
2021319_1	DSSI Denmark-Phase II	Government of Denmark	Bilateral	GOK	23/12/2021	01/01/2028	3,048,000	DKK	2,743,200.00	Rescheduled/BR	Rescheduled/BR	Fully Drawn	The National Treasury	Debt Service Suspension Initiative	Done	DSSI	-	-	-	10 Equal Repayments
2021318_1	DSSI Denmark	Government of Denmark	Bilateral	GOK	23/12/2021	01/07/2027	3,048,000	DKK	2,438,400.00	Rescheduled/BR	Rescheduled/BR	Fully Drawn	The National Treasury	Debt Service Suspension Initiative	Done	DSSI	-	-	-	10 Equal Repayments
2021317_1	DSSI Spain for Various Loans - EUR	Instituto De Credito:Kingdom Of Spain.	Bilateral	GOK	01/01/2021	15/06/2027	6,893,342	EUR	5,514,673.26	Rescheduled/BR	Rescheduled/BR	Fully Drawn	National Treasury	Debt Service Suspension Initiative	Done	DSSI	-	0.17	-	10 Equal Repayments
2021316_1	DSSI Spain for Various Loans - USD	Instituto De Credito:Kingdom Of Spain.	Bilateral	GOK	21/07/2021	15/06/2027	538,955	USD	431,164.03	Rescheduled/BR	Rescheduled/BR	Fully Drawn	National Treasury	Debt Service Suspension Initiative	Done	DSSI	-	0.17	-	10 Equal Repayments
2021315_1	DSSI Germany For Loan 2014012	Govt of Fed. Republic of Germany - GTZ	Bilateral	GOK	17/05/2021	15/06/2027	3,922,879	EUR	3,138,302.88	Rescheduled/BR	Rescheduled/BR	Fully Drawn	National Treasury	Debt Service Suspension Initiative	Done	DSSI	-	1.75	-	10 Equal Repayments
2021314_1	DSSI Korea For Loan 2005009 and 2009026	Export - Import Bank - Korea	Export Credit	GOK	10/06/2021	15/06/2027	1,101,274,315	KRW	881,019,544.03	Rescheduled/BR	Rescheduled/BR	Fully Drawn	National Treasury	Debt Service Suspension Initiative	Done	DSSI	-	1.36	-	10 Equal Repayments
2021312_1	DSSI Germany- For Various Loans Phase I	Govt of Fed. Republic of Germany - GTZ	Bilateral	GOK	17/05/2021	15/06/2027	5,146,313	EUR	4,235,838.00	Rescheduled/BR	Rescheduled/BR	Fully Drawn	National Treasury	Debt Service Suspension Initiative	Done	DSSI	-	-	-	10 Equal Repayments
2021311_1	DSSI Germany- For Loan 2014013	Govt of Fed. Republic of Germany - GTZ	Bilateral	GOK	17/05/2021	15/06/2027	1,420,243	EUR	1,136,194.61	Rescheduled/BR	Rescheduled/BR	Fully Drawn	National Treasury	Debt Service Suspension Initiative	Done	DSSI	-	3.24	-	10 Equal Repayments
2021310_1	DSSI France Phase I - AFD; USD Loan 2015031	Agence Francaise De Development	Bilateral	GOK	18/06/2021	15/06/2027	322,885	USD	258,308.17	322,885	100.0%	Fully Drawn	National Treasury	Debt Service Suspension Initiative	Done	DSSI	-	3.71	-	10 Equal Repayments
2021309_1	DSSI France - Phase I AFD; Various Loans - EUR	Agence Francaise De Development	Bilateral	GOK	18/06/2021	15/06/2027	30,833,348	EUR	24,666,678.26	30,833,348	100.0%	Fully Drawn	National Treasury	Debt Service Suspension Initiative	Done	DSSI	-	4.02	-	10 Equal Repayments
2021308_1	DSSI France Phase I - Natixis; Various Loans	Government of France	Bilateral	GOK	18/06/2021	15/06/2027	334,113	EUR	267,290.40	334,113	100.0%	Fully Drawn	National Treasury	Debt Service Suspension Initiative	Done	DSSI	-	1.02	-	10 Equal Repayments
2021307_1	DSSI France Phase I - Banque De France for Loan No. 2004307	Government of France	Bilateral	GOK	18/06/2021	15/06/2027	1,465,693	EUR	1,172,554.61	Rescheduled/BR	Rescheduled/BR	Fully Drawn	National Treasury	Debt Service Suspension Initiative	Done	DSSI	-	2.70	-	10 Equal Repayments
2021306_1	DSSI Belgium for Loan no. 2004302	Government of Belgium	Bilateral	GOK	13/04/2021	01/07/2027	13,014	EUR	11,192.47	Rescheduled/BR	Rescheduled/BR	Fully Drawn	The National Treasury	Debt Service Suspension Initiative	Done	DSSI	-	-	-	10 Equal Repayments

LOAN #	LOAN TITLE	CREDITOR NAME	CREDITOR CATEGORY	BORROWER	AGREEMENT DATE	MATURITY DATE	REVIS... FINANCIAL AMOUNT (Tranche)	...RR	PRINCIPLE BALANCE AS AT 31/08/2023 (FX)	DRAWN AMOUNT	DISBURSEMENT RATE	UNDRAWN AMOUNT	IMPLEMENTING AGENCY	PROJ... ...PTION	PROJECT IMPLEMENTATION STATUS	COUNTY	COMMITMENT FEES SIINCE 2012 (KSHS)	Fixed Interest Rate	Variable (Margin) Interest Rate	No. Principal Repayments
2021305_1	DSSI Italy for Loan No. 2001372	Government of Italy	Bilateral	GOK	30/06/2021	15/06/2027	33,074	EUR	36,792.08	Rescheduled/BR	Rescheduled/BR	Fully Drawn	National Treasury	Debt Service Suspension Initiative	Done	DSSI	-	1.25	-	10 Equal Repayments
2021304_1	DSSI China for Buyers Credit - USD Portion	Exim Bank of China	Bilateral	GOK	21/01/2021	21/01/2027	166,490,968	USD	116,508,823.83	Rescheduled/BR	Rescheduled/BR	Fully Drawn	National treasury	Debt Service Suspension Initiative	Done	DSSI	-	-	3.30	10 Equal Repayments
2021303_1	DSSI China for Government Concessional Loan	Exim Bank of China	Bilateral	GOK	21/03/2021	21/03/2027	280,611,236	CNY	224,488,988.45	Rescheduled/BR	Rescheduled/BR	Fully Drawn	National treasury	Debt Service Suspension Initiative	Done	DSSI	-	2.00	-	10 Equal Repayments
2021302_1	DSSI China for Buyers Credit - CNY Portion	Exim Bank of China	Bilateral	GOK	21/01/2021	21/01/2027	1,098,941	CNY	769,258.53	Rescheduled/BR	Rescheduled/BR	Fully Drawn	National treasury	Debt Service Suspension Initiative	Done	DSSI	-	4.00	-	10 Equal Repayments
2021301_1	DSSI China for Preferential Buyer Credit	Exim Bank of China	Bilateral	GOK	21/01/2021	21/01/2027	47,623,709	USD	33,336,596.58	Rescheduled/BR	Rescheduled/BR	Fully Drawn	National treasury	Debt Service Suspension Initiative	Done	DSSI	-	2.00	-	10 Equal Repayments
2021300_1	DSSI China for 2006007 and 2006008	Exim Bank of China	Bilateral	GOK	21/03/2021	21/03/2026	14,602,225	CNY	10,951,668.80	Rescheduled/BR	Rescheduled/BR	Fully Drawn	National treasury	Debt Service Suspension Initiative	Done	DSSI	-	4.00	-	10 Equal Repayments
2021021_1	Additional Financing For COVID-19 Emergency Response Project (Amendment6598)	International Development Association	Multilateral	GOK	09/02/2021	15/01/2051	41,800,000	EUR	20,000,000.00	20,000,000	47.8%	21,800,000	Ministry of Health	Prevent ,detect and respond to the COVID -19 outbreak	UNICEF submitted cost estimates and payment will be made soon		-	0.97	-	EUR 14,212,000.00 in 10 Equal Repayments starting 15/07/2046 AND EUR 27,588,000.00 in 40 Equal Repayments starting 15/07/2026
2021020_1	Financing Locally Led Climate Action Program	International Development Association	Multilateral	GOK	10/11/2021	15/10/2052	150,000,000	USD	64,668,777.95	64,668,778	43.1%	85,331,222	The National Treasury	Deliver Locally led climate resilience actions in National and County Governments	Progressing well	47 Counties	-	2.84	-	USD 51,000,000.00 in 10 Equal Repayments starting 15/04/2047 AND USD 99,000,000.00 in 40 Equal Repayments starting 15/04/2027
2021019_3	Private Nationatwide Governmental Network with Voice and Data Applications - Phase IV and V	KBC BANK	Bilateral	GOK	29/10/2021	07/10/2038	44,467,271	EUR	11,605,872.71	11,605,873	22.2%	32,861,398	Ministry of Energy	Project entails supply and installation of Private Nationalwide Governmental Network with Voice and Data Application.	Project implementation on course	Nationwide	-	1.00	-	EUR 44,467,271.11 in 20 Equal Repayments starting 29/01/2027
2021019_2	Private Nationatwide Governmental Network with Voice and Data Applications - Phase IV and V	KBC BANK	Bilateral	GOK	29/10/2021	07/10/2038	7,928,772	EUR	1,077,677.19	1,077,677	2.1%	6,851,095	Ministry of Energy	Project entails supply and installation of Private Nationalwide Governmental Network with Voice and Data Application.	Project implementation on course	Nationwide	34,116,473	0.70	-	EUR 7,928,771.88 in 30 Equal Repayments starting 09/10/2023
2021018_1	Engineering and Science Complex of The University of Nairobi	Agence Francaise De Development	Bilateral	GOK	29/10/2021	31/10/2041	30,000,000	EUR	-	Never Disbursed	Never Disbursed	30,000,000	University of Nairobi	Construction of a Science & Engineering Complex at the UoN	Architectural Programmeing is ongoing	Nairobi	21,113,899	-	1.06	EUR 30,000,000.00 in 26 Equal Repayments starting 30/04/2029
2021017_1	Competitiveness and Economic Recovery Support Programme (CERSP)	African Development Bank	Multilateral	GOK	25/06/2021	15/06/2046	90,000,000	EUR	90,000,000.00	90,000,000	100.0%	Fully Drawn	The National Treasury	Budget Support	Completed	Nationwide	9,662,655	-	0.60	EUR 90,000,000.00 in 34 Equal Repayments starting 15/12/2029
2021016_1	Second Additional Financing - COVID-19 Emergency Response Project	International Development Association	Multilateral	GOK	13/07/2021	15/04/2051	106,700,000	EUR	9,807,862.44	9,807,862	9.2%	96,892,138	Ministry of Health	The project entailed buying of vacines	closed		-	0.90	-	EUR 106,700,000.00 in 50 Percentage Based Repayments starting 15/10/2026
2021015_1	Phase II of the Medical Waste Management Project	Government of Belgium	Bilateral	GOK	12/05/2021	31/12/2061	10,000,000	EUR	4,112,791.45	4,112,791	41.1%	5,887,209	Ministry of Health	Supply and installation of 15 Medical Waste Incinerators in 15 Counties	Project on Cource	Wajir, Trans Nzoia, Makueni, Kitui, Meru, Bomet, Vihiga, Marsabit, Nyamira, Turkana, Migori, Narok, Mandera,Taita Taveta and Kericho.	-	-	-	EUR 10,000,000.00 in 20 Equal Repayments starting 31/12/2042
2021014_1	Phase II of the Medical Waste Management Project	KBC BANK	Bilateral	GOK	25/06/2021	27/12/2036	9,271,500	EUR	5,629,724.38	5,629,724	60.7%	3,641,866	Ministry of Health	Supply and installation of 15 Medical Waste Incinerators in 15 Counties	Project on Cource	Wajir, Trans Nzoia, Makueni, Kitui, Meru, Bomet, Vihiga, Marsabit, Nyamira, Turkana, Migori, Narok, Mandera,Taita Taveta and Kericho.	20,554,786	1.25	-	EUR 9,271,500.24 in 24 Equal Repayments starting 07/04/2025
2021013_1	Samatar-Wajir Road Project	Saudi Development Fund	Bilateral	GOK	07/06/2021	31/05/2051	75,000,000	SAR	-	Never Disbursed	Never Disbursed	75,000,000	State Department for Roads	The project is to support Kenyas NorthEastern provincein achieving its full economic potential and improve the socio-economic welfare of its population through upgrading the Isiolo-Modogashe - Wajir-Mandera corridor	The project is at the procurenment of project consultant	Wajir and Isiolo Counties	-	1.00	-	SAR 75,000,000.00 in 40 Equal Repayments starting 30/11/2031
2021012_1	Samatar-Wajir Road Project	Arab Bank For Econ.Dev.In Africa	Multilateral	GOK	07/06/2021	01/03/2049	15,000,000	USD	-	Never Disbursed	Never Disbursed	15,000,000	State Department for Roads	The project is to support Kenyas NorthEastern provincein achieving its full economic potential and improve the socio-economic welfare of its population through upgrading the Isiolo-Modogashe - Wajir-Mandera corridor	The project is at the procurenment of project consultant	Wajir and Isiolo Counties	-	2.00	-	Various Unequal repayments
2021011_1	International Sovereign Bond 2021 Due 2033 and 2034	Citigroup Global Markets Europe AG	Commercial Bank	GOK	14/06/2021	23/01/2034	1,000,000,000	USD	1,000,000,000.00	1,000,000,000	100.0%	Fully Drawn		budget support			-	6.30	-	USD 500,000,000.00 in 1 Other Repayments starting 23/01/2034 AND USD 500,000,000.00 in 1 Other Repayments starting 23/01/2033
2021010_1	The Accelerated Reforms for an Inclusive and Resilient Recovery Development Policy Operation (DPO3)	International Development Association	Multilateral	GOK	14/06/2021	15/05/2051	750,000,000	USD	750,000,000.00	750,000,000	100.0%	Fully Drawn	The National Treasury	Budget support	Closed		-	3.09	-	USD 255,000,000.00 in 10 Equal Repayments starting 15/11/2046 AND USD 495,000,000.00 in 40 Equal Repayments starting 15/11/2026

LOAN #	LOAN TITLE	CREDITOR NAME	CREDITOR CATEGORY	BORROWER	AGREEMENT DATE	MATURITY DATE	REVIS FINANC AMOUNT (Tranche)	RR	PRINCIPLE BALANCE AS AT 31/08/2023 (FX)	DRAWN AMOUNT	DISBURSEMENT RATE	UNDRAWN AMOUNT	IMPLEMENTING AGENCY	PROJ IPTION	PROJECT IMPLEMENTATION STATUS	COUNTY	COMMITMENT FEES SINCE 2012 (KSHS)	Fixed Interest Rate	Variable (Margin) Interest Rate	No. Principal Repayments
2021009_2	Kenya Livestock Commercialisation Project (KeLCoP)	International Fund For Agricultural Dev.	Multilateral	GOK	16/02/2021	01/05/2046	23,105,000	EUR	2,079,789.42	2,079,789	4.5%	21,025,211	State Department for Livestock production	To increase income of poor livestick and pastoralist households through climate smart production of small livestock market development	On-going	Elgeyo Marakwet, Baringo, Marsabit, Samburu, Busia, Bungoma, Kakamega, Siaya, Nakuru and Trans Nzoia	-	0.75	-	EUR 23,105,000.00 in 30 Percentage Based Repayments starting 01/11/2031
2021009_1	Kenya Livestock Commercialisation Project (KeLCoP)	International Fund For Agricultural Dev.	Multilateral	GOK	16/02/2021	01/05/2046	23,105,000	EUR	2,079,789.42	2,079,789	4.5%	21,025,211	State Department for Livestock production	To increase income of poor livestick and pastoralist households through climate smart production of small livestock market development	On-going	Elgeyo Marakwet, Baringo, Marsabit, Samburu, Busia, Bungoma, Kakamega, Siaya, Nakuru and Trans Nzoia	-	1.21	-	EUR 23,105,000.00 in 40 Equal Repayments starting 01/11/2026
2021008_6	Extended Fund Facility - XDR 933.62M	International Monetary Fund	Multilateral	GOK	02/04/2021	31/07/2033	246,275,863	USD	246,275,863.10	246,275,863	100.0%	Fully Drawn	The National Treasury	Budget support	Closed		-	-	1.00	XDR 246,275,863.10 in 12 Equal Repayments starting 20/01/2028
2021008_5	Extended Fund Facility - XDR 933.62M	International Monetary Fund	Multilateral	GOK	02/04/2021	31/07/2033	180,396,713	USD	180,396,713.25	180,396,713	100.0%	Fully Drawn	The National Treasury	Budget support	Closed		-	-	1.00	XDR 180,396,713.25 in 12 Equal Repayments starting 21/06/2027
2021008_4	Extended Fund Facility - XDR 933.62M	International Monetary Fund	Multilateral	GOK	02/04/2021	31/07/2033	185,625,561	USD	185,625,560.64	185,625,561	100.0%	Fully Drawn	The National Treasury	Budget support	Closed		-	-	1.00	XDR 185,625,560.64 in 12 Equal Repayments starting 20/01/2027
2021008_3	Extended Fund Facility - XDR 933.62M	International Monetary Fund	Multilateral	GOK	02/04/2021	31/07/2033	189,776,939	USD	189,776,938.68	189,776,939	100.0%	Fully Drawn	The National Treasury	Budget support	Closed		-	-	1.00	XDR 189,776,938.68 in 12 Equal Repayments starting 21/06/2026
2021008_2	Extended Fund Facility - XDR 933.62M	International Monetary Fund	Multilateral	GOK	02/04/2021	31/07/2033	283,026,145	USD	283,026,145.49	283,026,145	100.0%	Fully Drawn	The National Treasury	Budget support	Closed		-	-	1.00	XDR 283,026,145.49 in 12 Equal Repayments starting 25/12/2025
2021008_1	Extended Fund Facility - XDR 933.62M	International Monetary Fund	Multilateral	GOK	02/04/2021	31/07/2033	200,170,769	USD	200,170,768.52	200,170,769	100.0%	Fully Drawn	The National Treasury	Budget support	Closed		-	-	1.00	XDR 200,170,767.52 in 12 Equal Repayments starting 06/10/2025
2021007_6	Extended Credit Facility - XDR 450.53M	International Monetary Fund	Multilateral	GOK	01/04/2021	20/07/2033	58,806,082	USD	58,806,082.13	58,806,082	100.0%	Fully Drawn	The National Treasury	Budget support	Closed		-	-	-	XDR 58,806,082.13 in 10 Equal Repayments starting 20/01/2029
2021007_5	Extended Credit Facility - XDR 450.53M	International Monetary Fund	Multilateral	GOK	01/04/2021	20/07/2033	266,977,547	USD	266,977,546.72	266,977,547	100.0%	Fully Drawn	The National Treasury	Budget support	Closed		-	-	-	XDR 266,977,546.72 in 10 Equal Repayments starting 21/06/2028
2021007_4	Extended Credit Facility - XDR 450.53M	International Monetary Fund	Multilateral	GOK	01/04/2021	20/07/2033	50,255,244	USD	50,255,243.74	50,255,244	100.0%	Fully Drawn	The National Treasury	Budget support	Closed		-	-	-	XDR 50,255,243.74 in 10 Equal Repayments starting 20/01/2028
2021007_3	Extended Credit Facility - XDR 450.53M	International Monetary Fund	Multilateral	GOK	01/04/2021	20/07/2033	68,316,901	USD	68,316,900.92	68,316,901	100.0%	Fully Drawn	The National Treasury	Budget support	Closed		-	-	-	XDR 68,316,900.92 in 10 Equal Repayments starting 21/06/2027
2021007_2	Extended Credit Facility - XDR 450.53M	International Monetary Fund	Multilateral	GOK	01/04/2021	20/07/2033	108,168,047	USD	108,168,046.94	108,168,047	100.0%	Fully Drawn	The National Treasury	Budget support	Closed		-	-	-	XDR 108,168,046.94 in 10 Equal Repayments starting 08/10/2026
2021007_1	Extended Credit Facility - XDR 450.53M	International Monetary Fund	Multilateral	GOK	01/04/2021	20/07/2033	123,920,600	USD	123,920,599.50	123,920,600	100.0%	Fully Drawn	The National Treasury	Budget support	Closed		-	-	-	XDR 123,920,599.50 in 10 Equal Repayments starting 25/12/2026
2021006_1	Nairobi ITS Establishment and Junctions Improvement Project Phase II	Export - Import Bank - Korea	Export Credit	GOK	29/01/2021	20/01/2061	100,000,000	USD	-	Never Disbursed	Never Disbursed	100,000,000	State Department for Roads	The project involved establishement of Nairobi Intelligence Transport System.	ongoing	Nairobi	-	0.20	-	USD 100,000,000.00 in 60 Equal Repayments starting 20/07/2031
2021005_1	Establishment of Bus Rapid Transit Line 5 Project	Export - Import Bank - Korea	Export Credit	GOK	29/01/2021	03/11/2061	59,000,000	USD	842,641.79	842,642	1.4%	58,157,358	State Department for Roads	The project involves design and construction of Bus Rapid Transit Lines.	ongoing	Nairobi	-	0.20	-	USD 59,000,000.00 in 60 Equal Repayments starting 20/07/2031
2021004_1	Nairobi ITS Establishment and Junctions Improvement Project	Export - Import Bank - Korea	Export Credit	GOK	29/01/2021	13/12/2061	61,000,000	USD	823,385.06	823,385	1.3%	60,176,615	State Department for Roads	The project involved establishement of Nairobi Intelligence Transport System.	ongoing	Nairobi	-	0.20	-	USD 61,000,000.00 in 60 Equal Repayments starting 20/07/2031
2021003_2	Technical and Vocational Education Training and Entrepreneurship (TVETE0 pROJECT	African Development Fund	Multilateral	GOK	11/01/2021	15/11/2049	573,215	EUR	236,920.25	573,215	100.0%	Fully Drawn	State Depsrtment for Vocation and Technical Training	The project entails promotion of inclusive Access to Technical Education and Training	Ongoing	Nationwide	-	1.75	-	AUA 573,214.89 in 1 Equal Repayments starting 15/05/2025
2021003_1	Technical and Vocational Education Training and Entrepreneurship (TVETE0 pROJECT	African Development Fund	Multilateral	GOK	11/01/2021	15/11/2049	26,432,002	AUA	-	Recorded in Tranche	Recorded in Tranche	26,706,085	State Depsrtment for Vocation and Technical Training	The project entails promotion of inclusive Access to Technical Education and Training	Ongoing	Nationwide	-	-	-	AUA 26,432,001.88 in 50 Equal Repayments starting 15/05/2025
2021002_1	Ithanga Water Supply Project-Phase III	KBC BANK	Bilateral	GOK	01/01/2021	15/06/2039	8,300,579	EUR	1,164,592.95	1,164,593	14.0%	7,135,986	Ministry of Water, Sanitation and Irrigation	Project entails supply and installation of water and sanitation services in Ithanga Murangá County	Project implementation is ongoing	Ithanga Murangá County	11,793,233	0.70	-	EUR 8,300,579.15 in 30 Equal Repayments starting 17/06/2024
2021001_1	Samatar- Wajir Road Project	Organisation of Petroleum Exp Countries	Multilateral	GOK	02/02/2021	15/05/2040	20,000,000	USD	-	Never Disbursed	Never Disbursed	20,000,000	State Department for Roads	The project involved construction of Samatar- Wajir Road Project	Stalled	Wajir and Isiolo Counties	-	2.75	-	USD 686,000.00 in 1 Equal Repayments starting 15/05/2040 AND USD 19,314,000.00 in 29 Equal Repayments starting 15/11/2025
2020029_1	Upper Tana Catchment Natural Resource Management Project (Additional Financing)	International Fund For Agricultural Dev.	Multilateral	GOK	13/07/2020	15/02/2053	11,750,000	EUR	11,091,067.64	11,091,068	94.4%	658,932	Ministry of Water, Sanitation and Irrigation	Enpowering communities to sustanably manage natural resources while improving their livelihoods through income generating activities	Closed. The undrawn amount to be cancelled.	Upper Tana Catchment covering Meru, Tharaka Nithi, Embu,Kirinyaga, Muranga and Nyeri	-	0.75	-	EUR 11,750,000.00 in 60 Equal Repayments starting 15/08/2023
2020028_1	Aquaculture Business Development Programme (ABDP)-Additional Financing	International Fund For Agricultural Dev.	Multilateral	GOK	16/07/2020	15/05/2060	24,150,000	EUR	2,000,000.00	2,000,000	8.3%	22,150,000	State Department for Fisheries and Blue Economy	To increase incomes , food security and nutritional status of poor rural households involved in aquaculture in the targetted councties	On-going	15 Counties: Migori, Kakamega, Homa Bay, Nyeri Meru, Kirinyaga, Tharaka Nithi, Kisii, Kisumu Siaya, Busia, Embu,Kiambu, Machakos and Kajiado	-	0.75	-	EUR 24,150,000.00 in 60 Equal Repayments starting 15/11/2030

LOAN #	LOAN TITLE	CREDITOR NAME	CREDITOR CATEGORY	BORROWER	AGREEMENT DATE	MATURITY DATE	REVISED FINANCING AMOUNT (Tranche)	CURR	PRINCIPLE BALANCE AS AT 31/08/2023 (FX)	DRAWN AMOUNT	DISBURSEMENT RATE	UNDRAWN AMOUNT	IMPLEMENTING AGENCY	PROJECT DESCRIPTION	PROJECT IMPLEMENTATION STATUS	COUNTY	COMMITMENT FEES SIINCE 2012 (KSHS)	Fixed Interest Rate	Variable (Margin) Interest Rate	No. Principal Repayments
2020026_1	Expansion of water supply and wastewaer in Kisumu city	European Investment Bank	Multilateral	GOK	01/10/2020	30/09/2042	35,000,000	EUR	6,898,036.00	6,898,036	19.7%	28,101,964	LAKE VICTORIA SOUTH WATER WORKS DEVELOPMENT AUTHORITY	LVWATSAN] project in Kisumu involves the expansion of the water supply and rehabilitation and expansion of the wastewater system in the city of Kisumu as well as certain satellite towns	Project Ongoing	KISUMU COUNTY	28,336,015	2.00	-	EUR 28,101,964.10 in 10 Equal Repayments starting 31/03/2033 AND EUR 6,898,036.00 in 30 Equal Repayments starting 31/03/2028
2020025_1	ASAL Rural Roads Project	Agence Francaise De Development	Bilateral	GOK	02/10/2020	30/09/2040	60,000,000	EUR	-	Never Disbursed	Never Disbursed	60,000,000	KERRA	Provide basic all-season road access ibility in 6 counties	Project design in progress	Marsabit, Meru, Tharaka-Nithi, Isiolo, Samburu and Laikipia	87,950,307	-	1.43	EUR 60,000,000.00 in 26 Equal Repayments starting 30/11/2027
2020024_2	Lake Victoria Water and Sanitation Project - Kisumu	Agence Francaise De Development	Bilateral	GOK	02/10/2020	30/09/2040	3,947,933	EUR	3,947,933.00	3,947,933	100.0%	Fully Drawn	Lake Victoria South Water Works Development Agency	Extension of drinking water network.Reducing non-revenue water.	The project is behind schedule due mainly due to payment issues and land acquisition.	Kisumu	-	3.66	-	EUR 3,947,933.00 in 28 Equal Repayments starting 31/03/2027
2020024_1	Lake Victoria Water and Sanitation Project - Kisumu	Agence Francaise De Development	Bilateral	GOK	02/10/2020	30/09/2040	16,052,067	EUR	-	Recorded in Tranche	Recorded in Tranche	16,052,067	Lake Victoria South Water Works Development Agency	Extension of drinking water network.Reducing non-revenue water.	The project is behind schedule due mainly due to payment issues and land acquisition.	Kisumu	30,764,838	-	-	EUR 16,052,067.00 in 28 Equal Repayments starting 31/03/2027
2020023_1	Horn of Africa Gateway Development Project	International Development Association	Multilateral	GOK	07/10/2020	01/05/2050	669,200,000	EUR	74,570,561.86	78,344,329	11.1%	594,629,438	State Department for Transport	Improve movenment of people and goods and digital connecivity and constraction of social amenities	Progressing well		-	1.21	-	EUR 227,528,000.00 in 10 Equal Repayments starting 01/11/2045 AND EUR 441,672,000.00 in 40 Equal Repayments starting 01/11/2025
2020022_1	Second Informal Settlement Improvement Project	International Development Association	Multilateral	GOK	17/08/2020	15/04/2050	134,800,000	EUR	19,458,423.67	19,458,424	14.4%	115,341,576	State Department for Housing and Urban Development	Upgrading of slums in Kenya	Progressing well		-	1.21	-	EUR 45,832,000.00 in 10 Equal Repayments starting 15/10/2045 AND EUR 88,968,000.00 in 40 Equal Repayments starting 15/10/2025
2020021_1	Health Sector Policy for Attainment of Universal Health Coverage (Phase 2)	Government of Japan	Bilateral	GOK	27/08/2020	20/08/2050	8,000,000	JPK	8,000,000.00	8,000,000	100.0%	Fully Drawn	Ministry of Health	The project involved Health Sector Policy	Closed project		-	2.85	-	JPK 8,000,000.00 in 41 Equal Repayments starting 20/08/2030
2020020_1	Financing of the Supply of Medical Equipment & Associated Services to Public Healthcare Institutions in Kenya	Government of France	Bilateral	GOK	27/08/2020	30/12/2061	33,000,000	EUR	27,265,976.25	27,265,976	82.6%	5,734,024	Ministry of Health	Supply of medical equipment	Project is at 94 % Completion	Country wide	-	0.00	-	EUR 33,000,000.00 in 56 Equal Repayments starting 30/12/2032
2020019_2	Bagamoyo-Horohoro-Lunga Lunga-Malindi Road Project-Phase 11	African Development Fund	Multilateral	GOK	10/06/2020	15/11/2049	13,695,345	EUR	10,225,002.38	13,695,345	100.0%	Fully Drawn	State Deparrtment for Roads	This project involves construction of dual carriageway from Nyali bridge-Kilifi town (54km) inlcuding service lanes, pedestrian foot paths, 8 grade separated intersections, 9 pedestrian foot bridges and axle weighing station.	Ongoing	Mombasa and Kilifi	-	1.75	-	AUA 10,574,590.93 in 50 Equal Repayments starting 15/05/2025
2020019_1	Bagamoyo-Horohoro-Lunga Lunga-Malindi Road Project-Phase 11	African Development Fund	Multilateral	GOK	10/06/2020	15/11/2049	35,422,639	AUA	-	Recorded in Tranche	Recorded in Tranche	38,244,285	State Department for Roads	This project involves construction of dual carriageway from Nyali bridge-Kilifi town (54km) inlcuding service lanes, pedestrian foot paths, 8 grade separated intersections, 9 pedestrian foot bridges and axle weighing station.	Ongoing	Mombasa and Kilifi	-	-	-	AUA 37,961,747.76 in 50 Equal Repayments starting 15/05/2025
2020018_1	Bagamoyo-Horohoro-Lunga Lunga-Malindi Road Project -Phase1	African Development Bank	Multilateral	GOK	10/06/2020	15/11/2044	108,000,000	EUR	17,996,452.09	19,684,868	18.7%	90,003,348	State Department for Roads	This project involves construction of dual carriageway from Nyali bridge-Kilifi town (54km) inlcuding service lanes, pedestrian foot paths, 8 grade separated intersections, 9 pedestrian foot bridges and axle weighing station.	Ongoing	Mombasa and Kilifi	40,469,797		0.10	EUR 108,000,000.00 in 34 Equal Repayments starting 15/05/2026
2020016_1	Promotion of Youth Employment and Vocational Training	Govt of Fed. Republic of Germany - GTZ	Bilateral	GOK	21/02/2020	30/06/2058	20,000,000	EUR	2,367,637.92	2,367,638	11.8%	17,632,362	MoE	To finance promotion of youth employment and vocational training	Lengthy procurement process and delays on no objections.	Nairobi and Kiambu	-	0.75	-	EUR 10,016,000.00 in 32 Equal Repayments starting 30/06/2042 AND EUR 9,984,000.00 in 32 Equal Repayments starting 30/06/2026
2020015_1	Emergency Locust Response Project	International Development Association	Multilateral	GOK	28/05/2020	01/05/2050	39,300,000	EUR	32,379,183.49	32,379,183	82.4%	6,920,817	Ministry of Agriculture	Prevent and respond to the threat to livelihoods posed by the desert locust outbreak	Progressing well	14 Counties	-	1.20	-	EUR 13,362,000.00 in 10 Equal Repayments starting 01/11/2045 AND EUR 25,938,000.00 in 40 Equal Repayments starting 01/11/2025
2020014_1	Covid-19 Emergency Response Support Program-ERSP	African Development Bank	Multilateral	GOK	22/05/2020	01/02/2044	188,000,000	EUR	188,000,000.00	188,000,000	100.0%	Fully Drawn	State Department for Roads	The project involves upgrading of the current 2-lane single carriageway road to 2-lane dual carriageway (84km) road substantially following the existing alignment.	Ongoing	Murang'a, Kirinyanga and Nyeri	-	-	0.20	EUR 188,000,000.00 in 34 Equal Repayments starting 01/08/2027
2020013_1	Kenol-Sagana-Marua Highway Improvement Project-ADB	African Development Bank	Multilateral	GOK	09/01/2020	15/08/2043	178,020,000	EUR	78,986,556.15	80,525,438	44.4%	99,033,444	State Department for Roads	The project involves upgrading of the current 2-lane single carriageway road to 2-lane dual carriageway (84km) road substantially following the existing alignment.	Ongoing	Murang'a, Kirinyanga and Nyeri	57,528,916	-	0.40	EUR 178,020,000.00 in 34 Equal Repayments starting 15/02/2027
2020012_1	Kenol-Sagana-Marua Highway Improvement Project-AGTF	African Development Bank	Multilateral	GOK	09/01/2020	15/02/2044	31,150,000	EUR	15,888,294.17	15,888,294	51.0%	15,261,706	State Department for Roads	The project involves upgrading of the current 2-lane single carriageway road to 2-lane dual carriageway (84km) road substantially following the existing alignment.	Ongoing	Murang'a, Kirinyanga and Nyeri	21,311,908		0.40	EUR 31,150,000.00 in 34 Equal Repayments starting 15/08/2027
2020011_1	Marine Fisheries and Socio-Economic Development Project-Credit No. 6540 - KE	International Development Association	Multilateral	GOK	02/06/2020	15/02/2045	89,100,000	EUR	22,334,162.18	22,334,162	25.1%	66,765,838	Ministry of Fisheries and Blue Economy	Improve management of priority fisheries and mariculture	Progressing well	6 counties	-	-	-	EUR 89,100,000.00 in 40 Equal Repayments starting 15/08/2025
2020010_1	Second Inclusive Growth and Fiscal Management Development Policy Financing- Loan Agreement	Intl Bank for Reconstruction & Developmt	Multilateral	GOK	20/05/2020	15/05/2049	250,000,000	USD	250,000,000.00	250,000,000	100.0%	Fully Drawn	The National Treasury		Closed		-	-	0.10	USD 6,725,000.00 in 1 Equal Repayments starting 15/05/2049 AND USD 243,275,000.00 in 37 Equal Repayments starting 15/11/2030
2020009_1	Second Inclusive Growth and Fiscal Management Development Policy Financing	International Development Association	Multilateral	GOK	20/05/2020	15/05/2050	750,000,000	USD	750,000,000.00	750,000,000	100.0%	Fully Drawn	The National Treasury	Budget support	closed		-	2.64	-	USD 255,000,000.00 in 10 Equal Repayments starting 15/11/2045 AND USD 495,000,000.00 in 40 Equal Repayments starting 15/11/2025

LOAN #	LOAN TITLE	CREDITOR NAME	CREDITOR CATEGORY	BORROWER	AGREEMENT DATE	MATURITY DATE	REVISED FINANCING AMOUNT (Tranche)	CURR	PRINCIPLE BALANCE AS AT 31/08/2023 (FX)	DRAWN AMOUNT	DISBURSEMENT RATE	UNDRAWN AMOUNT	IMPLEMENTING AGENCY	PROJECT DESCRIPTION	PROJECT IMPLEMENTATION STATUS	COUNTY	COMMITMENT FEES SIINCE 2012 (KSHS)	Fixed Interest Rate	Variable (Margin) Interest Rate	No. Principal Repayments
2020008_1	PRGT - Rapid Credit Facility (RCF) - Response to Covid-19 Pandemic	International Monetary Fund	Multilateral	GOK	30/04/2020	11/05/2030	542,800,000	XDR	542,800,000.00	542,800,000	100.0%	Fully Drawn	The National Treasury	-	-	-	-	-	-	XDR 542,800,000.00 in 10 Equal Repayments starting 11/11/2025
2020007_1	Operationalization of the Kenya Mortgage Refinance Company	African Development Bank	Multilateral	GOK	02/04/2020	15/11/2044	90,000,000	EUR	63,900,000.00	63,900,000	71.0%	26,100,000	The National Treasury	To operationalize the Kenya Mortgage Refinancing company	Ongoing	Nationwide	113,130,212	-	0.10	EUR 90,000,000.00 in 34 Equal Repayments starting 15/05/2028
2020006_1	COVID- 19 Emergency Response Project	International Development Association	Multilateral	GOK	03/04/2020	15/11/2049	45,500,000	EUR	32,858,477.05	32,951,469	71.8%	12,841,523	Ministry of Health	Prevent ,detect and respond to the COVID -19 outbreak	Progressing well	47 counties	-	1.20	-	EUR 15,470,000.00 in 10 Equal Repayments starting 15/05/2045 AND EUR 30,030,000.00 in 40 Equal Repayments starting 15/05/2025
2020005_2	Nairobi Water & Sanitation Project	Agence Francaise De Development	Bilateral	GOK	02/03/2020	30/09/2039	3,000,000	EUR	3,000,000.00	3,000,000	100.0%	Fully Drawn	Athi Water Works Development Agency	Improve access to water and sanitation in Nairobi	The project has been progressing satisfactorily since last supervision mission with three design consultancy contracts started, a works package launched and three ongoing goods contracts	Nairobi	-	1.62	-	EUR 3,000,000.00 in 28 Equal Repayments starting 31/03/2026
2020005_1	Nairobi Water & Sanitation Project	Agence Francaise De Development	Bilateral	GOK	02/03/2020	30/09/2039	97,000,000	EUR	-	Recorded in Tranche	Recorded in Tranche	97,000,000	Athi Water Works Development Agency	Improve access to water and sanitation in Nairobi	The project has been progressing satisfactorily since last supervision mission with three design consultancy contracts started, a works package launched and three ongoing goods contracts	Nairobi	109,621,701	-	-	EUR 97,000,000.00 in 28 Equal Repayments starting 31/03/2026
2020004_2	Mombasa Special Economic Zone Development Project (II)	Government of Japan	Bilateral	GOK	27/02/2020	20/09/2059	3,673,000	JPK	693,974.35	693,974	1.9%	2,979,026	State Department for Roads	The project involved Mombasa Special Economic Zone Phase (I)	Ongoing project	Mombasa County	-	0.01	-	JPK 3,673,000.00 in 56 Equal Repayments starting 20/02/2032
2020004_1	Mombasa Special Economic Zone Development Project (II)	Government of Japan	Bilateral	GOK	27/02/2020	20/09/2059	33,417,000	JPK	74,161.71	74,162	0.2%	33,342,838	State Department for Roads	The project involved Mombasa Special Economic Zone Phase (I)	Ongoing project	Mombasa County	-	0.10	-	JPK 33,417,000.00 in 56 Equal Repayments starting 20/02/2032
2020003_1	Construction of Five Footbridges in Mombasa and Langata Road_COMMERCIAL Facility	Banco Bilbao Vicaya Argentaria, S.A	Financial Institution	GOK	17/01/2020	17/06/2025	2,083,380	EUR	833,351.96	2,083,380	100.0%	Fully Drawn	State Department for Roads	Construction of Five Footbridges in Mombasa and Langata Road_COMMERCIAL Facility	Closed	Nairobi County	564,630	-	2.25	EUR 2,083,379.90 in 10 Equal Repayments starting 17/12/2020
2020002_1	Construction of Five Footbridges in Mombasa and Langata Road_ CESCE Facility	Banco Bilbao Vicaya Argentaria, S.A	Financial Institution	GOK	17/01/2020	19/12/2032	11,805,819	EUR	11,215,528.41	11,805,819	100.0%	Fully Drawn	State Department for Roads	The project involved construction of Five Footbridges in Mombasa and Langata Road	Closed	Nairobi County	29,753,962	-	1.06	EUR 11,805,819.38 in 20 Equal Repayments starting 19/06/2023
2020001_1	Development of the Water and Sanitation Sector	Govt of Fed. Republic of Germany - GTZ	Bilateral	GOK	02/01/2020	15/11/2057	11,000,000	EUR	3,109,016.62	3,109,016	28.3%	7,890,984	MoWSI, WSTF	To finance provision of water supply and basic sanitation for the urban low income areas across the country	The project is progressing well	Country wide	9,895,478	0.75	-	EUR 9,632,000.00 in 56 Equal Repayments starting 15/05/2030 AND EUR 1,368,000.00 in 8 Equal Repayments starting 15/11/2026
2019022_2	Mombasa Gate Bridge Construction Project (II)	Government of Japan	Bilateral	GOK	05/12/2019	20/06/2059	2,717,000	JPK	1,033,208.82	1,033,209	2.2%	1,683,791	State Department for Roads	The project involved construction of Mombasa Gate Bridge Phase (I)	Ongoing project	Mombasa County	-	0.01	-	JPK 2,717,000.00 in 56 Equal Repayments starting 20/12/2031
2019022_1	Mombasa Gate Bridge Construction Project (II)	Government of Japan	Bilateral	GOK	05/12/2019	20/06/2059	45,083,000	JPK	95,239.10	95,239	0.2%	44,987,761	State Department for Roads	The project involved construction of Mombasa Gate Bridge Phase (I)	Ongoing project	Mombasa County	-	0.10	-	JPK 45,083,000.00 in 56 Equal Repayments starting 20/12/2031
2019021_1	T-Mall Flyover Project for the Design, Supply, Building and Installation of a Steel Flyover for Vehicles in Nairobi	Instituto De Credito:Kingdom Of Spain.	Bilateral	GOK	25/01/2019	30/09/2054	23,250,000	EUR	23,250,000.00	23,250,000	100.0%	Fully Drawn	State Department for Roads	The project involved construction of T-Mall Flyover and five steel bridges	Closed project	Nairobi County	120,373	0.20	-	EUR 23,250,000.00 in 48 Equal Repayments starting 12/11/2030
2019020_1	Affordable Housing Finance Project	Int Bank for Reconstruction & Developmt	Multilateral	GOK	05/12/2019	15/01/2044	219,000,000	EUR	94,487,161.61	94,856,379	43.1%	124,512,838	State Department for Housing and Urban Development	The project entailed affordable Housing Finance Project	ongoing		170,258,907	-	0.95	EUR 219,000,000.00 in 40 Equal Repayments starting 15/07/2024
2019019_1	Thwake Multi-Purpose Water Development Program (MWDP) Phase I_Additional Financing_ADB	African Development Bank	Multilateral	GOK	19/06/2019	15/02/2044	192,569,766	EUR	157,899,525.45	157,899,525	82.0%	34,670,241	State Department for Water and Sanitation	Thwake Multipurpose Water Development Program is a project made to develop the water resources of the Athi river to realize the integrated functions of water supply, power generation and irrigation development	Ongoing	Makueni and Kitui	69,331,919	-	0.60	EUR 192,569,766.00 in 34 Equal Repayments starting 15/08/2027
2019018_1	Thwake Multi-purpose Water Development Program (MWDP) Phase I- Additional Financing_AGTF	African Development Bank	Multilateral	GOK	19/06/2019	15/02/2044	43,192,813	EUR	37,944,997.71	37,944,998	87.9%	5,247,815	State Department for Water and Sanitation	Thwake Multipurpose Water Development Program is a project made to develop the water resources of the Athi river to realize the integrated functions of water supply, power generation and irrigation development	Ongoing	Makueni and Kitui	10,806,605	-	0.60	EUR 43,192,813.00 in 34 Equal Repayments starting 15/08/2027
2019017_1	Supplementary Financing for Ethiopia -Kenya Electricity Highway Project	African Development Bank	Multilateral	GOK	01/01/2019	15/02/2044	26,510,000	EUR	14,310,600.83	14,310,601	54.0%	12,199,399	State Department for Energy	To consruct the Marikani substation and underground cable in Nanyuki -Rumuruti	Ongoing	Laikipia , Mombasa	154,903,311	-	0.20	EUR 26,510,000.00 in 34 Equal Repayments starting 15/08/2027
2019016_1	Nairobi River Basin Rehabilitation & Restoration Programm: Sewerage Improvement Project Phase II	African Development Bank	Multilateral	GOK	19/06/2019	15/02/2044	59,407,000	EUR	26,316,651.31	27,024,098	44.3%	33,090,349	State Department for Water and Sanitation	To increase sewerage coverage in Nairobi City from the current 48% to 55% by 2024 by serving over 400,000 residents. To reduce pollution levels of Nairobi River by collecting and treating 80,000m 3 /day of waste water. To enhance sustainability of sewerage operations through increased revenue collection	Ongoing	Nairobi	25,317,672	-	-	EUR 59,407,000.00 in 34 Equal Repayments starting 15/08/2027
2019015_2	Nairobi River Basin Rehabilitation & Restoration Program-Sewerage Improvement Project Phase II	African Development Fund	Multilateral	GOK	01/01/2019	15/02/2058	885,389	EUR	885,388.96	885,389	100.0%	Fully Drawn	State Department for Water and Sanitation	To increase sewerage coverage in Nairobi City from the current 48% to 55% by 2024 by serving over 400,000 residents. To reduce pollution levels to Nairobi River by collecting and treating 80,000m 3/day of waste water.	Ongoing	Nairobi	-	1.75	-	AUA 885,388.96 in 50 Equal Repayments starting 15/08/2024

LOAN #	LOAN TITLE	CREDITOR NAME	CREDITOR CATEGORY	BORROWER	AGREEMENT DATE	MATURITY DATE	REVISED FINANCE AMOUNT (Tranche)	CURR	PRINCIPLE BALANCE AS AT 31/08/2023 (FX)	DRAWN AMOUNT	DISBURSEMENT RATE	UNDRAWN AMOUNT	IMPLEMENTING AGENCY	PROJECT DESCRIPTION	PROJECT IMPLEMENTATION STATUS	COUNTY	COMMITMENT FEES SIINCE 2012 (KSHS)	Fixed Interest Rate	Variable (Margin) Interest Rate	No. Principal Repayments
2019015_1	Nairobi River Basin Rehabilitation & Restoration Program-Sewerage Improvement Project Phase II	African Development Fund	Multilateral	GOK	01/01/2019	15/02/2058	2,190,006	AUA	-	Recorded in Tranche	Recorded in Tranche	2,190,006	State Department for Water and Sanitation	To increase sewerage coverage in Nairobi City from the current 48% to 55% by 2024 by serving over 400,000 residents. To reduce pollution levels to Nairobi River by collecting and treating 80,000m 3/day of waste water.	Ongoing	Nairobi	6,774,394	-	-	AUA 2,190,005.98 in 50 Equal Repayments starting 15/08/2033
2019013_1	Lake Nakuru Biodiversity Conservation Project	Govt of Fed. Republic of Germany - GTZ	Bilateral	GOK	30/12/2019	15/11/2057	29,000,000	EUR	632,152.40	632,152	2.2%	28,367,848	MoWSI	To finance conservation of lake nakuru biodiversity project	The project is yet to commence due to lengthy procurement of contractor by the implementing agency.	Nakuru	-	0.75	-	EUR 3,632,000.00 in 8 Equal Repayments starting 15/05/2054 AND EUR 25,368,000.00 in 56 Equal Repayments starting 15/05/2026
2019012_1	Promotion of Youth Employment and Vocational Training in Kenya, Phase II	Govt of Fed. Republic of Germany - GTZ	Bilateral	GOK	30/12/2019	28/02/2058	12,000,000	EUR	-	Never Disbursed	Never Disbursed	12,000,000	Ministry of Education	To finance promotion of youth employment and vocational training	Lacks the National Treasury and the Cabinet Approvals.	Kisumu, Nyamira, Busia and TransNzoia	-	0.75	-	EUR 6,016,000.00 in 32 Equal Repayments starting 28/02/2042 AND EUR 5,984,000.00 in 32 Equal Repayments starting 28/02/2026
2019011_1	Inclusive Growth and Fiscal Management Development Policy Financing	International Development Association	Multilateral	GOK	19/06/2019	15/02/2049	540,299,998	XDR	540,299,997.61	540,299,998	100.0%	Fully Drawn	The National Treasury	Budget support	closed		-	2.00	-	XDR 18,370,199.93 in 1 Equal Repayments starting 15/02/2049 AND XDR 165,331,799.28 in 9 Equal Repayments starting 15/08/2044 AND XDR 356,597,998.40 in 40 Equal Repayments starting 15/08/2024
2019010_2	Green Zones Development Support Project - Phase II	African Development Fund	Multilateral	GOK	23/04/2019	01/11/2048	11,949,324	EUR	11,835,862.74	11,949,324	100.0%	Fully Drawn	State Department for Forestry	The project involves forest conservation and livelihoodsupport for climate change	Ongoing	Country wide	-	1.75	-	AUA 11,949,324.28 in 50 Equal Repayments starting 01/05/2024
2019010_1	Green Zones Development Support Project - Phase II	African Development Fund	Multilateral	GOK	23/04/2019	01/11/2048	20,066,291	AUA	-	Recorded in Tranche	Recorded in Tranche	20,158,328	State Department for Forestry	The project involves forest conservation and livelihoodsupport for climate change	Ongoing	Country wide	18,312,769	-	-	AUA 20,066,291.09 in 50 Equal Repayments starting 01/05/2024
2019009_1	Green Zones Development Support Project - Phase II	African Development Bank	Multilateral	GOK	23/04/2019	15/08/2043	5,204,000	EUR	3,093,579.49	3,093,579	59.4%	2,110,421	State Department for Forestry	This project involves forest conservation and livelihood support for climate change resilience through rehabilitation of degraded forest areas, bambo production for conservation and commercialization, development and rehabilitation of forest infrastructure. The project is also supporting sustainable and inlusive value chain development (timber, poaris, bamboo).	Ongoing	Machakos, Embu, Tharaka Nithi, Meru, Nyeri,Kirinyaga, Murang'a, Kiambu, Nyandarua, Bomet, Kericho, Baringo, Nakuru, Kisii, Nyamira	2,188,391	-	-	EUR 5,204,000.00 in 34 Equal Repayments starting 15/02/2027
2019008_1	International Sovereign Bond 2019 Due 2032	Citigroup Global Markets Europe AG	Commercial Bank	GOK	22/05/2019	22/05/2032	1,200,000,000	USD	1,200,000,000.00	1,200,000,000	100.0%	Fully Drawn		budget support			-	8.00	-	USD 1,200,000,000.00 in 3 Equal Repayments starting 22/05/2030
2019007_1	International Sovereign Bond 2019 Due 2027	Citigroup Global Markets Europe AG	Commercial Bank	GOK	22/05/2019	22/05/2027	900,000,000	USD	900,000,000.00	900,000,000	100.0%	Fully Drawn		budget support			-	7.00	-	USD 900,000,000.00 in 3 Equal Repayments starting 22/05/2025
2019006_1	Kenya Konza Data Center and Smart City Facilities	Exim Bank of China	Bilateral	GOK	26/04/2019	21/09/2038	1,225,000,000	CNY	720,129,251.00	720,129,251	58.8%	504,870,749	State Department for ICT and DE	Construction of data centre and smart facilities at Konza	Ongoing	Machakos county	147,317,901	2.00	-	CNY 1,225,000,000.00 in 26 Equal Repayments starting 21/03/2026
2019005_2	Reinforcement of Electricity Transmission Network	Agence Francaise De Development	Bilateral	GOK	14/03/2019	31/01/2039	15,000,000	EUR	15,000,000.00	15,000,000	100.0%	Fully Drawn	KETRACO	Reinforcing Kenya's power system through transmission of infrastructure investments, capacity building ans sectorial studies	National Systems Control Centre for supervision at the contract stage. EPC contract is at the evaluation stage. Master Plan for generation transmission, State Department for Energy is at evaluation of EoI stage. Land issues have been resorted	Country wide	-	3.27	-	EUR 15,000,000.00 in 26 Equal Repayments starting 31/07/2026
2019005_1	Reinforcement of Electricity Transmission Network	Agence Francaise De Development	Bilateral	GOK	14/03/2019	31/01/2039	79,000,000	EUR	-	Recorded in Tranche	Recorded in Tranche	79,000,000	KETRACO	Reinforcing Kenya's power system through transmission of infrastructure investments, capacity building ans sectorial studies	National Systems Control Centre for supervision at the contract stage. EPC contract is at the evaluation stage. Master Plan for generation transmission, State Department for Energy is at evaluation of EoI stage. Land issues have been resorted	Country wide	123,465,068	-	-	EUR 79,000,000.00 in 1 Equal Repayments starting 31/01/2039
2019004_4	USD 1.25 Billion Equivalent Syndicated Loan Term Facility	Trade and Development Bank	Commercial Bank	GOK	27/02/2019	27/02/2029	485,000,000	EUR	202,083,333.33	485,000,000	100.0%	Fully Drawn	National Treasury	budget support			-	-	6.35	USD 485,000,000.00 in 12 Equal Repayments starting 27/08/2020
2019004_3	USD 1.25 Billion Equivalent Syndicated Loan Term Facility	Trade and Development Bank	Commercial Bank	GOK	27/02/2019	27/02/2029	450,000,000	USD	187,500,000.00	450,000,000	100.0%	Fully Drawn	National Treasury	budget support			-	-	6.45	USD 450,000,000.00 in 12 Equal Repayments starting 27/08/2020
2019004_2	USD 1.25 Billion Equivalent Syndicated Loan Term Facility	Trade and Development Bank	Commercial Bank	GOK	27/02/2019	27/02/2029	250,000,000	USD	152,777,777.78	250,000,000	100.0%	Fully Drawn	National Treasury	budget support			-	-	6.95	USD 250,000,000.00 in 18 Equal Repayments starting 27/08/2020
2019003_1	Kenya Social and Economic Inclusion Project	International Development Association	Multilateral	GOK	31/01/2019	15/04/2053	215,900,000	EUR	86,060,688.08	86,060,688	39.9%	129,839,312	Ministry of Social Services & NDMA	Provinsion of social and economic inclusion services	Progressing well	47 Counties	-	1.35	-	EUR 180,276,500.00 in 10 Equal Repayments starting 15/04/2044 AND EUR 35,623,500.00 in 40 Equal Repayments starting 15/04/2024
2019002_1	USD 250 Million Eastern and Southern African Trade and Developement	Trade and Development Bank	Commercial Bank	GOK	17/01/2019	23/01/2029	250,000,000	USD	152,777,777.79	250,000,000	100.0%	Fully Drawn	National Treasury	budget support			-	-	7.00	USD 222,222,222.24 in 16 Equal Repayments starting 23/07/2021 AND USD 27,777,777.76 in 2 Equal Repayments starting 23/07/2020

LOAN #	LOAN TITLE	CREDITOR NAME	CREDITOR CATEGORY	BORROWER	AGREEMENT DATE	MATURITY DATE	REVISED FINANCIAL AMOUNT (Tranche)	CURR	PRINCIPLE BALANCE AS AT 31/08/2023 (FX)	DRAWN AMOUNT	DISBURSEMENT RATE	UNDRAWN AMOUNT	IMPLEMENTING AGENCY	PROJECT DESCRIPTION	PROJECT IMPLEMENTATION STATUS	COUNTY	COMMITMENT FEES SINCE 2012 (KSHS)	Fixed Interest Rate	Variable (Margin) Interest Rate	No. Principal Repayments
2019001_5	Technical Assistance to Support GESDEK Program	Agence Francaise De Development	Bilateral	GOK	23/01/2019	30/11/2043	4,330,000	EUR	4,330,000.00	4,330,000	100.0%	Fully Drawn	The National Treasury	Improve the PFM in the fields that have a direct impact in service delivery effieciency	Project has drawn 72 % of the Loan	Country wide	-	3.35	-	EUR 4,330,000.00 in 40 Equal Repayments starting 31/05/2024
2019001_4	Technical Assistance to Support GESDEK Program	Agence Francaise De Development	Bilateral	GOK	23/01/2019	30/11/2043	12,330,000	EUR	12,330,000.00	12,330,000	100.0%	Fully Drawn	The National Treasury	Improve the PFM in the fields that have a direct impact in service delivery effieciency	Project has drawn 72 % of the Loan	Country wide	-	0.88	-	EUR 12,330,000.00 in 40 Equal Repayments starting 31/05/2024
2019001_3	Technical Assistance to Support GESDEK Program	Agence Francaise De Development	Bilateral	GOK	23/01/2019	30/11/2043	30,000,000	EUR	30,000,000.00	30,000,000	100.0%	Fully Drawn	The National Treasury	Improve the PFM in the fields that have a direct impact in service delivery effieciency	Project has drawn 72 % of the Loan	Country wide	-	1.46	-	EUR 30,000,000.00 in 40 Equal Repayments starting 31/05/2024
2019001_2	Technical Assistance to Support GESDEK Program	Agence Francaise De Development	Bilateral	GOK	23/01/2019	30/11/2043	5,000,000	EUR	5,000,000.00	5,000,000	100.0%	Fully Drawn	The National Treasury	Improve the PFM in the fields that have a direct impact in service delivery effieciency	Project has drawn 72 % of the Loan	Country wide	-	0.89	-	EUR 5,000,000.00 in 40 Equal Repayments starting 31/05/2024
2019001_1	Technical Assistance to Support GESDEK Program	Agence Francaise De Development	Bilateral	GOK	23/01/2019	30/11/2043	8,340,000	EUR	-	Recorded in Tranche	Recorded in Tranche	8,340,000	The National Treasury	Improve the PFM in the fields that have a direct impact in service delivery effieciency	Project has drawn 72 % of the Loan	Country wide	43,062,089	-	-	EUR 8,340,000.00 in 40 Equal Repayments starting 31/05/2024
2018019_1	Lake Vistoria Environmental Mangement	International Development Association	Multilateral	GOK	27/06/2018	15/05/2025	399,710	USD	159,894.34	399,710	100.0%	Fully Drawn	Ministry of Fisheries and Blue Economy	Management of water haycints	Closed	Kisumu	-	0.75	-	USD 39,986.68 in 1 Equal Repayments starting 15/05/2025 AND USD 359,722.98 in 9 Equal Repayments starting 15/11/2020
2018018_1	Disaster Risk Management development policy Financing with a Catastrophe Deffered Drawdown Option (CAT-DDO)	International Development Association	Multilateral	GOK	26/07/2018	15/02/2048	165,400,000	EUR	162,670,900.00	165,400,000	100.0%	Fully Drawn	The National Treasury	Budget support	Closed		-	1.42	-	EUR 56,236,000.00 in 10 Equal Repayments starting 15/08/2043 AND EUR 109,164,000.00 in 40 Equal Repayments starting 15/08/2023
2018017_1	East Africa Skills Transformation and Regional Integration Project	International Development Association	Multilateral	GOK	18/12/2018	15/10/2048	51,500,000	EUR	20,872,566.32	29,359,289	40.5%	30,627,434	State Department for TVET	Improve the quality of TVET programs	ongoing well		-	1.35	-	EUR 17,510,000.00 in 10 Equal Repayments starting 15/04/2044 AND EUR 33,990,000.00 in 40 Equal Repayments starting 15/04/2024
2018016_1	Kenya Industry and Entrepreneurship Project	International Development Association	Multilateral	GOK	03/08/2018	15/03/2048	41,400,000	EUR	5,247,147.52	5,247,148	12.7%	36,152,852	Ministry of Trade and Industry	Increase inovation and productivity in select private sector firms	ongoing well		-	1.42	-	EUR 14,076,000.00 in 10 Equal Repayments starting 15/09/2043 AND EUR 27,324,000.00 in 40 Equal Repayments starting 15/09/2023
2018015_1	Drought Resilience in Northern Kenya	Govt of Fed. Republic of Germany - GTZ	Bilateral	GOK	24/12/2018	15/02/2058	8,000,000	EUR	1,242,000.00	1,242,000	15.5%	6,758,000	MoWSI	To finance implementation of drought resilient reforms and strategies in Marsabit and Turkana counties	Delays in processing of GOPA Consultant invoices has created backlog of 2 years unpaid services.	Turkana and Marsabit	11,242,656	0.75	-	EUR 2,680,000.00 in 20 Equal Repayments starting 15/08/2048 AND EUR 5,320,000.00 in 40 Equal Repayments starting 15/08/2028
2018011_1	Kenya Nairobi Western Bypass Project	Exim Bank of China	Bilateral	GOK	01/01/2019	21/03/2038	1,190,253,600	CNY	1,036,210,049.37	1,036,210,048	87.1%	154,043,552	State Deparment for Roads	Dualling of Ruaka to Gitaru road	Complete. The GoK will request undrawn amount to be cancelled	Kiambu county	99,748,212	2.00	-	CNY 1,190,253,600.00 in 28 Equal Repayments starting 21/09/2025
2018010_9	Mwache Dam Project	Agence Francaise De Development	Bilateral	GOK	21/06/2018	01/03/2038	78,081	EUR	78,081.00	78,081	100.0%	Fully Drawn	Coast Water Works Development Agency	Improvement of drinking water and sanitation systems in Mombasa	Preparation and works on the upstream have been suspended due withdrawal of the World Bank funding.Information sharing between CWWDA and the MoWSI on the construction of the dam still is challenge.	Mombasa	-	2.77	-	EUR 78,081.00 in 24 Equal Repayments starting 01/09/2026
2018010_8	Mwache Dam Project	Agence Francaise De Development	Bilateral	GOK	21/06/2018	01/03/2038	60,092	EUR	60,091.87	60,092	100.0%	Fully Drawn	Coast Water Works Development Agency	Improvement of drinking water and sanitation systems in Mombasa	Preparation and works on the upstream have been suspended due withdrawal of the World Bank funding.Information sharing between CWWDA and the MoWSI on the construction of the dam still is challenge.	Mombasa	-	1.80	-	EUR 60,091.87 in 24 Equal Repayments starting 01/09/2026
2018010_7	Mwache Dam Project	Agence Francaise De Development	Bilateral	GOK	21/06/2018	01/03/2038	81,865	EUR	81,864.61	81,865	100.0%	Fully Drawn	Coast Water Works Development Agency	Improvement of drinking water and sanitation systems in Mombasa	Preparation and works on the upstream have been suspended due withdrawal of the World Bank funding.Information sharing between CWWDA and the MoWSI on the construction of the dam still is challenge.	Mombasa	-	1.33	-	EUR 81,864.61 in 24 Equal Repayments starting 01/09/2026

LOAN #	LOAN TITLE	CREDITOR NAME	CREDITOR CATEGORY	BORROWER	AGREEMENT DATE	MATURITY DATE	REVISED FINANCE AMOUNT (Tranche)	CURR	PRINCIPLE BALANCE AS AT 31/08/2023 (FX)	DRAWN AMOUNT	DISBURSEMENT RATE	UNDRAWN AMOUNT	IMPLEMENTING AGENCY	PROJECT DESCRIPTION	PROJECT IMPLEMENTATION STATUS	COUNTY	COMMITMENT FEES SIINCE 2012 (KSHS)	Fixed Interest Rate	Variable (Margin) Interest Rate	No. Principal Repayments
2018010_6	Mwache Dam Project	Agence Francaise De Development	Bilateral	GOK	21/06/2018	01/03/2038	349,282	EUR	349,281.95	349,282	100.0%	Fully Drawn	Coast Water Works Development Agency	Improvement of drinking water and sanitation systems in Mombasa	Preparation and works on the upstream have been suspended due withdrawal of the World Bank funding.Information sharing between CWWDA and the MoWSI on the construction of the dam still is challenge.	Mombasa	-	1.27	-	EUR 349,281.95 in 24 Equal Repayments starting 01/09/2026
2018010_5	Mwache Dam Project	Agence Francaise De Development	Bilateral	GOK	21/06/2018	01/03/2038	360,756	EUR	360,756.23	360,756	100.0%	Fully Drawn	Coast Water Works Development Agency	Improvement of drinking water and sanitation systems in Mombasa	Preparation and works on the upstream have been suspended due withdrawal of the World Bank funding.Information sharing between CWWDA and the MoWSI on the construction of the dam still is challenge.	Mombasa	-	0.60	-	EUR 360,756.23 in 24 Equal Repayments starting 01/09/2026
2018010_4	Mwache Dam Project	Agence Francaise De Development	Bilateral	GOK	21/06/2018	01/03/2038	2,000,000	EUR	2,000,000.00	2,000,000	100.0%	Fully Drawn	Coast Water Works Development Agency	Improvement of drinking water and sanitation systems in Mombasa	Preparation and works on the upstream have been suspended due withdrawal of the World Bank funding.Information sharing between CWWDA and the MoWSI on the construction of the dam still is challenge.	Mombasa	-	0.67	-	EUR 2,000,000.00 in 24 Equal Repayments starting 01/09/2026
2018010_3	Mwache Dam Project	Agence Francaise De Development	Bilateral	GOK	21/06/2018	01/03/2038	137,565	EUR	137,564.63	137,565	100.0%	Fully Drawn	Coast Water Works Development Agency	Improvement of drinking water and sanitation systems in Mombasa	Preparation and works on the upstream have been suspended due withdrawal of the World Bank funding.Information sharing between CWWDA and the MoWSI on the construction of the dam still is challenge.	Mombasa	-	0.64	-	EUR 137,564.63 in 24 Equal Repayments starting 01/09/2026
2018010_10	Mwache Dam Project	Agence Francaise De Development	Bilateral	GOK	21/06/2018	01/03/2038	92,114	EUR	92,114.00	92,114	100.0%	Fully Drawn	Coast Water Works Development Agency	Improvement of drinking water and sanitation systems in Mombasa	Preparation and works on the upstream have been suspended due withdrawal of the World Bank funding.Information sharing between CWWDA and the MoWSI on the construction of the dam still is challenge.	Mombasa	-	3.45	-	EUR 92,114.00 in 24 Equal Repayments starting 01/09/2026
2018010_1	Mwache Dam Project	Agence Francaise De Development	Bilateral	GOK	21/06/2018	01/03/2038	116,840,246	EUR	-	Recorded in Tranche	Recorded in Tranche	116,840,246	Coast Water Works Development Agency	Improvement of drinking water and sanitation systems in Mombasa	Preparation and works on the upstream have been suspended due withdrawal of the World Bank funding.Information sharing between CWWDA and the MoWSI on the construction of the dam still is challenge.	Mombasa	202,643,945	-	-	EUR 116,840,245.71 in 24 Equal Repayments starting 01/09/2026
2018009_1	Aquaculture Business Development Programme	International Fund For Agricultural Dev.	Multilateral	GOK	22/06/2018	15/11/2057	40,000,000	USD	17,602,409.78	17,602,410	44.0%	22,397,590	State Department for Fisheries and Blue Economy	To increase incomes , food security and nutritional status of poor rural households involved in aquaculture in the targetted counties	On-going	15 Counties: Migori, Kakamega, Homa Bay, Nyeri Meru, Kirinyaga, Tharaka Nithi, Kisii, Kisumu Siaya, Busia, Embu,Kiambu, Machakos and Kajiado	-	0.75	-	USD 40,000,000.00 in 60 Equal Repayments starting 15/05/2028

LOAN #	LOAN TITLE	CREDITOR NAME	CREDITOR CATEGORY	BORROWER	AGREEMENT DATE	MATURITY DATE	REVISED FINANCIAL AMOUNT (Tranche)	CURR	PRINCIPLE BALANCE AS AT 31/08/2023 (FX)	DRAWN AMOUNT	DISBURSEMENT RATE	UNDRAWN AMOUNT	IMPLEMENTING AGENCY	PROJECT DESCRIPTION	PROJECT IMPLEMENTATION STATUS	COUNTY	COMMITMENT FEES SIINCE 2012 (KSHS)	Fixed Interest Rate	Variable (Margin) Interest Rate	No. Principal Repayments
2018007_1	Kenya Airways (KQ) Refinancing	Trade and Development Bank	Commercial Bank	GOK	21/06/2018	22/06/2029	200,000,000	USD	80,000,000.00	200,000,000	100.0%	Fully Drawn	National Treasury	budget support			-	-	6.45	USD 200,000,000.00 in 10 Equal Repayments starting 29/12/2020
2018006_2	Enable Youth Kenya Program	African Development Fund	Multilateral	GOK	23/05/2018	15/11/2082	5,297,742	EUR	5,288,887.08	5,297,742	100.0%	Fully Drawn	State Department For Crops Development	The project entails wareness creation and promotion of agriculture as a business, improving access to land and financial services for youth agribusiness ventures, upgrading of youth agribusiness incubation centres, agribusiness incubation	Ongoing	Country wide	-	1.75	-	AUA 5,297,742.33 in 50 Equal Repayments starting 15/11/2023
2018006_1	Enable Youth Kenya Program	African Development Fund	Multilateral	GOK	23/05/2018	15/11/2082	17,073,067	AUA	-	Recorded in Tranche	Recorded in Tranche	17,080,302	State Department For Crops Development	The project entails wareness creation and promotion of agriculture as a business, improving access to land and financial services for youth agribusiness ventures, upgrading of youth agribusiness incubation centres, agribusiness incubation	Ongoing	Country wide	188,887,414	-	-	AUA 17,073,067.18 in 50 Equal Repayments starting 15/11/2033
2018005_1	Samatar-Wajir Road Project	KUWAIT FUND FOR ARAB ECONOMIC DEV.	Bilateral	GOK	15/05/2018	31/05/2043	7,000,000	KWD	-	Never Disbursed	Never Disbursed	7,000,000	State Department for Roads	The project is to support Kenyas NorthEastern provincein achieving its full economic potential and improve the socio-economic welfare of its population through upgrading the Isiolo-Modogashe - Wajir-Mandera corridor	The project is at the procurenment of project consultant	Wajir and Isiolo Counties	-	1.50	-	KWD 7,000,000.00 in 40 Equal Repayments starting 30/11/2023
2018004_1	International Sovereign Bond 2018 Due 2048	Citigroup Global Markets Deutschland AG	Commercial Bank	GOK	28/02/2018	27/08/2048	1,000,000,000	USD	1,000,000,000.00	1,000,000,000	100.0%	Fully Drawn		budget support			-	8.25	-	USD 1,000,000,000.00 in 1 Equal Repayments starting 28/02/2048
2018003_1	International Sovereign Bond 2018 Due 2028	Citigroup Global Markets Deutschland AG	Commercial Bank	GOK	28/02/2018	28/02/2028	1,000,000,000	USD	1,000,000,000.00	1,000,000,000	100.0%	Fully Drawn		budget support			-	7.25	-	USD 1,000,000,000.00 in 1 Equal Repayments starting 28/02/2028
2018002_1	Olkaria 1 Units 1, 2 and 3 Geothermal Power Plant Rehabilitation Project	Government of Japan	Bilateral	GOK	16/03/2018	20/04/2048	10,077,000	JPY	-	Never Disbursed	Never Disbursed	10,077,000	State Department of Energy	The project involved rehabilitation of Olkaria 1 Units 1, 2 and 3 Geothermal Power Plant	Stalled	Nakuru County	-	1.00	-	JPY 9,831,200.00 in 40 Equal Repayments starting 20/09/2028 AND JPK 245,800.00 in 1 Other Repayments starting 20/03/2028
2017065_1	Agricultural Mechanization Project	Exim Bank India	Bilateral	GOK	11/01/2017	11/09/2045	100,000,000	USD	-	Never Disbursed	Never Disbursed	100,000,000	State Dartment for Crops Development	Initial the fasciluity was to finance Agriculture mechanization. Curently the facilitity has been approved by the bank to implement Revalitization of Coffee, Cotton and Livestock value chain	Stalled due to stalemate regarding tax issues in the amendment facility. The facility will disburse after signing the Amendment	National wide	-	1.50	-	USD 100,000,000.00 in 40 Equal Repayments starting 11/03/2026
2017064_1	Kenya Airways Guarantee	Exim Bank U.S.A.	Bilateral	KQ	14/11/2017	15/11/2027	750,000,000	USD	589,916,836.26	750,000,000	100.0%	Fully Drawn	-	-	-	-	-	-	0.67	
2017061_1	Kenya Power Distribution Last Mile Connectivity	European Investment Bank	Multilateral	GOK	27/03/2017	15/08/2039	60,000,000	EUR	-	Never Disbursed	Never Disbursed	60,000,000	State Department for Energy	The project is geared towards assisting the Government in the electrification of schemes which target the connections of up to 297,000 customers to the distribution network in 32 of the 47 counties in the country.	The project has experienced major challenges lincluding the court case occasioned by Energy Sector Contractors Association (ESCA) request for review at the Public Procurement Administrative Review Board (PPARB) on 15th January, 2020.	32 COUNTIES	-	-	0.50	EUR 60,000,000.00 in 32 Equal Repayments starting 27/03/2024
2017060_1	Regional Mombasa Port Access Road	European Investment Bank	Multilateral	GOK	28/08/2017	30/09/2037	50,000,000	EUR	18,355,329.82	18,355,330	32.7%	33,644,670	State Department for Roads	The project involves the construction of the part of the Northern Corridor (NC) which will link Mombasa, and the Eastern and Central African Countries. The Mombasa – Mariakani road is approximately 41.7 km	a) The National Treasury has granted approval for the Works Contract to be signed. The EIB has given a NO OBJECTION for the works contract to be signed.	MOMBASA COUNTY	85,602,181	4.13	-	EUR 50,000,000.00 in 20 Equal Repayments starting 31/03/2028
2017059_3	C-27J Spartan Aircraft	Unicredit SPA	Bilateral	GOK	11/12/2017	31/10/2029	25,897,500	USD	16,833,375.00	25,897,500	100.0%	Fully Drawn	Ministry of Defence	The project involved supply of C-27J Spartan Aircraft	Closed project		-	-	2.39	USD 25,897,500.00 in 20 Equal Repayments starting 30/04/2020
2017059_2	C-27J Spartan Aircraft	Unicredit SPA	Bilateral	GOK	11/12/2017	31/10/2029	172,550,776	USD	115,898,754.32	172,550,776	100.0%	Fully Drawn	Ministry of Defence	The project involved supply of C-27J Spartan Aircraft	Closed project		359,876,388	-	4.18	USD 142,644,620.70 in 16 Equal Repayments starting 30/04/2022 AND USD 17,830,577.58 in 2 Equal Repayments starting 30/04/2021 AND USD 6,037,788.79 in 1 Equal Repayments starting 30/10/2020 AND USD 6,037,788.79 in 1 Equal Repayments starting 11/07/2020
2017058_1	Establishment of Kenya Advanced Institute of Science and Technology	Korea Economic Dev. Co-operation Fund	Bilateral	GOK	28/12/2017	20/12/2057	94,697,000	USD	30,554,533.57	30,554,534	32.3%	64,142,466	State Department of ICT and Innovation	The project involves establishment of Kenya Advanced Institute of Science and Technology	ongoing project	Machakos County	-	0.10	-	USD 94,697,000.00 in 60 Equal Repayments starting 20/06/2028
2017056_3	AW 139 Helicopters	Unicredit SPA	Bilateral	GOK	11/12/2017	28/04/2029	6,963,450	EUR	-	6,963,450	13.4%	Matured	Ministry of Defence	The project involved supply of AW 139 Helicopters	Closed project		-	-	4.65	EUR 6,963,450.00 in 8 Equal Repayments starting 30/04/2019
2017056_2	AW 139 Helicopters	Unicredit SPA	Bilateral	GOK	11/12/2017	28/04/2029	44,891,411	EUR	26,106,267.96	44,891,411	100.0%	Fully Drawn	Ministry of Defence	The project involved supply of AW 139 Helicopters	Closed project		96,836,849	-	1.78	Various Unequal repayments
2017055_1	Upgrade the Maternal & New born Care Unit in Kapenguria District Hospital, Chepkorio Health Centre & Makindu Sub County Hospital	Erste Group of Banks	Commercial Bank	GOK	07/12/2017	03/10/2040	5,000,000	EUR	5,000,000.00	5,000,000	100.0%	Fully Drawn	Ministry of Health	The project entailed upgrade of the maternal & new born unit in Kapenguria District Hospital, Chepkorio Health Centre & Makindu Sub County Hospital	Closed project	Makueni, Elgeyo Marakwet and West Pokot Counties	4,067,582	-	-	EUR 5,000,000.00 in 31 Equal Repayments starting 03/10/2025
2017054_1	Commissioning of Damen 4000 Tonne Slipway - ECA Backed- at the Kenya Naval Base Mtongwe, Mombasa	ING Bank Germany	Buyers Credit	GOK	04/12/2017	04/09/2030	52,675,543	EUR	38,966,450.80	52,135,337	99.0%	540,206	Ministry of Defense	Construcion and Modernisation of SlipwayShipyard Services in Mtongwe	ongoing	Mombasa County	24,714,636	-	1.40	EUR 52,675,544.80 in 20 Equal Repayments starting 04/03/2021

LOAN #	LOAN TITLE	CREDITOR NAME	CREDITOR CATEGORY	BORROWER	AGREEMENT DATE	MATURITY DATE	REVISED FINANCE AMOUNT (Tranche)	CUR	PRINCIPLE BALANCE AS AT 31/08/2023 (FX)	DRAWN AMOUNT	DISBURSEMENT RATE	UNDRAWN AMOUNT	IMPLEMENTING AGENCY	PROJECT DESCRIPTION	PROJECT IMPLEMENTATION STATUS	COUNTY	COMMITMENT FEES SIINCE 2012 (KSHS)	Fixed Interest Rate	Variable (Margin) Interest Rate	No. Principal Repayments
2017053_1	Commissioning of Damen 4000 Tonne Slipway - Commercial Loan - at the Kenya Naval Base Mtongwe, Mombasa	ING Bank Germany	Buyers Credit	GOK	04/12/2017	04/12/2024	8,767,886	EUR	1,878,832.70	8,767,886	100.0%	Fully Drawn	Ministry of Defense	Construction and Modernisation of SlipwayShipyard Services in Mtongwe	ongoing	Mombasa County	5,720,294	-	3.25	EUR 8,767,885.92 in 14 Equal Repayments starting 04/06/2018
2017052_1	Mother and Child - Our Future Supply of Medical Equipment Inclusive of Training	Unicredit Bank Austria	Buyers Credit	GOK	23/11/2017	03/06/2038	6,400,000	EUR	6,400,000.00	6,400,000	100.0%	Fully Drawn	Ministry of Health	The project involved supply of mother and child medical equipment	Closed project	Baringo, Elgeyo-Marakwet and Makueni Counties	4,423,683	-	-	EUR 228,571.39 in 1 Equal Repayments starting 03/06/2038 AND EUR 6,171,428.61 in 27 Equal Repayments starting 12/03/2024
2017050_3	Ithanga Water Supply Project - Phase II	KBC BANK	Bilateral	GOK	09/10/2017	24/09/2033	1,089,805	EUR	880,227.01	1,089,805	100.0%	Fully Drawn	Ministry of Water, Sanitation and Irrigation	Project entails supply and installation of water and sanitation services in Ithanga Murangà County	Project closed	Ithanga, Murangà County	-	-	1.40	EUR 41,915.61 in 1 Other Repayments starting 23/03/2033 AND EUR 1,047,889.25 in 25 Equal Repayments starting 24/03/2021
2017050_2	Ithanga Water Supply Project - Phase II	KBC BANK	Bilateral	GOK	09/10/2017	24/09/2033	8,099,646	EUR	6,542,021.50	8,099,646	100.0%	Fully Drawn	Ministry of Water, Sanitation and Irrigation	Project entails supply and installation of water and sanitation services in Ithanga Murangà County	Project closed	Ithanga, Murangà County	11,412,399	0.65	-	EUR 311,524.90 in 1 Other Repayments starting 23/09/2033 AND EUR 7,788,120.75 in 25 Equal Repayments starting 24/03/2021
2017049_2	TDB US$ 750 Million Refinancing Facility	Trade and Development Bank	Commercial Bank	GOK	06/10/2017	11/10/2025	646,000,000	USD	215,333,333.33	646,000,000	100.0%	Fully Drawn	National Treasury	budget support			-	-	6.70	USD 646,000,000.00 in 12 Equal Repayments starting 14/10/2019
2017049_1	TDB US$ 750 Million Refinancing Facility	Trade and Development Bank	Commercial Bank	GOK	06/10/2017	11/10/2025	104,000,000	USD	26,000,000.00	104,000,000	100.0%	Fully Drawn	National Treasury	budget support			-	-	6.70	USD 104,000,000.00 in 12 Equal Repayments starting 24/04/2019
2017048_1	Kenya Urban Support Program	International Development Association	Multilateral	GOK	14/09/2017	15/02/2047	291,424,305	USD	272,772,494.29	291,033,514	98.7%	3,801,811	State Department for Lands, Housing and Urban Dvlpt	Strenthen Urban institutions to deliver improved infrastructure	Closed and PHASE 2 negotiated	47 counties	-	2.62	-	USD 9,893,241.96 in 1 Equal Repayments starting 15/02/2047 AND USD 89,039,176.65 in 9 Equal Repayments starting 15/08/2042 AND USD 177,641,886.59 in 37 Equal Repayments starting 15/02/2024 AND USD 14,850,000.00 in 3 Equal Repayments starting 15/08/2022
2017047_1	Program to Strengthen Governance for Enabling Service Delivery and Public Investment in Kenya	International Development Association	Multilateral	GOK	27/09/2017	15/03/2047	131,600,000	EUR	120,229,532.00	124,572,332	94.7%	7,027,668	#	#	#	#	-	1.46	-	EUR 44,744,000.00 in 10 Equal Repayments starting 15/09/2042 AND EUR 86,856,000.00 in 40 Equal Repayments starting 15/09/2022
2017046_1	Kenya Secondary Eduation Quality Improvement Project	International Development Association	Multilateral	GOK	27/09/2017	15/05/2047	175,500,000	EUR	152,429,461.80	158,220,962	90.2%	17,279,038	State Department for Baasic Education	Improving transition to from primary to Secondary education	Progressing well	47 Counties	-	1.46	-	EUR 59,670,000.00 in 10 Equal Repayments starting 15/11/2042 AND EUR 115,830,000.00 in 40 Equal Repayments starting 15/11/2022
2017045_4	Olkaria I Geothermal (unit 6) and Olkaria I and IV Geothermal Extension Project Same as 2017062	European Investment Bank	Multilateral	GOK	04/09/2017	15/11/2043	7,886,318	EUR	7,886,318.43	7,886,318	100.0%	Fully Drawn	KENGEN/GDC	The project involves the extension of the existing Olkaria I (Units 6) geothermal power plant with an additional 70 MW generation unit (Unit 6), the associated wells, steam gathering system and grid interconnection facilities	Completed	Nakuru	-	4.06	-	EUR 246,447.48 in 1 Equal Repayments starting 15/05/2043 AND EUR 7,639,870.95 in 31 Equal Repayments starting 15/11/2027
2017045_3	Olkaria I Geothermal (unit 6) and Olkaria I and IV Geothermal Extension Project Same as 2017062	European Investment Bank	Multilateral	GOK	04/09/2017	15/11/2043	5,617,939	EUR	5,617,939.08	5,617,939	100.0%	Fully Drawn	KENGEN/GDC	The project involves the extension of the existing Olkaria I (Units 6) geothermal power plant with an additional 70 MW generation unit (Unit 6), the associated wells, steam gathering system and grid interconnection facilities	Completed	Nakuru	-	3.57	-	EUR 5,617,939.08 in 32 Equal Repayments starting 15/11/2026
2017045_2	Olkaria I Geothermal (unit 6) and Olkaria I and IV Geothermal Extension Project Same as 2017062	European Investment Bank	Multilateral	GOK	04/09/2017	15/11/2043	15,364,647	EUR	15,364,646.58	15,364,647	100.0%	Fully Drawn	KENGEN/GDC	The project involves the extension of the existing Olkaria I (Units 6) geothermal power plant with an additional 70 MW generation unit (Unit 6), the associated wells, steam gathering system and grid interconnection facilities	Completed	Nakuru	-	1.27	-	EUR 15,364,646.58 in 32 Equal Repayments starting 15/05/2025
2017045_1	Olkaria I Geothermal (unit 6) and Olkaria I and IV Geothermal Extension Project Same as 2017062	European Investment Bank	Multilateral	GOK	04/09/2017	15/11/2043	43,131,096	EUR	-	Recorded in Tranche	Recorded in Tranche	43,131,096	KENGEN	The project involves the extension of the existing Olkaria I (Units 6) geothermal power plant with an additional 70 MW generation unit (Unit 6), the associated wells, steam gathering system and grid interconnection facilities	The Project is at around 98% complete. It is currently under defect liability period	Nakuru	97,730,765	-	-	
2017040_1	Off Grid Solar Access Project for Underserved Counties	International Development Association	Multilateral	GOK	05/09/2017	15/05/2047	133,800,000	EUR	33,011,008.80	38,582,689	28.0%	96,373,591	State Department for Energy	Installation of solar mini-grids	Progressing well	14 Counties	-	1.46	-	EUR 45,492,000.00 in 10 Equal Repayments starting 15/11/2042 AND EUR 88,308,000.00 in 40 Equal Repayments starting 15/11/2022
2017039_1	Homabay Cluster Water Supply Project	KBC BANK	Bilateral	GOK	18/07/2017	25/11/2033	8,174,912	EUR	6,602,812.83	8,174,912	100.0%	Fully Drawn	Ministry of Water, Sanitation and Irrigation	Project entails supply and installation of water and sanitation services in Homabay County	Project closed	Homabay County	13,350,764	0.65	-	EUR 8,174,911.52 in 26 Equal Repayments starting 25/05/2021
2017038_3	Mombasa Port Area Development Project- Phase II	Government of Japan	Bilateral	GOK	04/07/2017	20/08/2047	1,892,018	JPK	389,217.07	389,217	3.1%	1,502,801	State Department for Roads	The project involve construction of Mombasa Port Area Road Project	Ongoing project	Mombasa County	-	0.02	-	JPK 46,164.00 in 1 Equal Repayments starting 20/07/2047 AND JPK 1,799,694.00 in 39 Equal Repayments starting 20/01/2028 AND JPK 46,160.00 in 1 Equal Repayments starting 20/07/2027
2017038_2	Mombasa Port Area Development Project- Phase II	Government of Japan	Bilateral	GOK	04/07/2017	20/08/2047	10,573,982	JPK	4,717,386.54	4,717,387	37.8%	5,856,595	State Department for Roads	The project involve construction of Mombasa Port Area Road Project	Ongoing project	Mombasa County	-	1.20	-	JPK 257,884.00 in 1 Equal Repayments starting 20/07/2047 AND JPK 10,058,178.00 in 39 Equal Repayments starting 20/01/2028 AND JPK 257,920.00 in 1 Equal Repayments starting 20/07/2027
2017037_1	Kamburu- Embu - Kibirigwi - Thika - 220KV Transmission Line and Associated 220-132KV Substation Works and 132/66KV Substations	Exim Bank of China	Bilateral	GOK	01/08/2017	21/07/2035	90,286,383	USD	-	Never Disbursed	Never Disbursed	90,286,383	State Department for Energy	Construction of Kamburu- Embu - Kibirigwi - Thika - 220KV Transmission Line and Associated 220-132KV Substation Works and 132/66KV Substations	Staled but its being restructured	Embu and Kiambu counties	-	-	3.43	USD 90,286,383.39 in 24 Equal Repayments starting 21/01/2024
2017036_1	Additional Financing For the Infrastructure Finance and Public Private Partnership Project - IDA	International Development Association	Multilateral	GOK	07/08/2017	15/05/2047	46,900,000	EUR	25,675,265.01	27,222,965	58.0%	19,677,035	The National Treasury	The project entailed infrastructure development	Closed		-	1.46	-	EUR 15,946,000.00 in 10 Equal Repayments starting 15/11/2042 AND EUR 30,954,000.00 in 40 Equal Repayments starting 15/11/2022
2017035_2	Mavoko Drinking Water	BELFIUS BANK SA	Buyers Credit	GOK	29/05/2017	05/02/2034	18,201,511	EUR	15,228,137.97	18,201,511	100.0%	Fully Drawn	Ministry of Water, Sanitation and Irrigation	Project entailed the supply and installation of water and sanitation services in Mavoko, Machakos County	Closed	Mavoko in Machakos County	-	2.13	-	EUR 17,512,358.67 in 23 Equal Repayments starting 05/08/2022 AND EUR 689,151.85 in 1 Equal Repayments starting 05/02/2022

LOAN #	LOAN TITLE	CREDITOR NAME	CREDITOR CATEGORY	BORROWER	AGREEMENT DATE	MATURITY DATE	REVISI... FINANC... AMOUNT (Tranche)	...RR	PRINCIPLE BALANCE AS AT 31/08/2023 (FX)	DRAWN AMOUNT	DISBURSEMENT RATE	UNDRAWN AMOUNT	IMPLEMENTING AGENCY	PROJ... ...PTION	PROJECT IMPLEMENTATION STATUS	COUNTY	COMMITMENT FEES SIINCE 2012 (KSHS)	Fixed Interest Rate	Variable (Margin) Interest Rate	No. Principal Repayments
2017035_1	Mavoko Drinking Water	BELFIUS BANK SA	Buyers Credit	GOK	29/05/2017	05/02/2034	8,176,233	EUR	6,242,028.85	8,039,332	30.5%	136,901	Ministry of Water, Sanitation and Irrigation	Project entailed the supply and installation of water and sanitation services in Mavoko, Machakos County	Closed. The undrawn amount was cancelled.	Mavoko in Machakos County	-	2.03	-	EUR 303,758.67 in 1 Equal Repayments starting 03/02/2034 AND EUR 7,593,964.25 in 25 Equal Repayments starting 05/08/2021 AND EUR 278,510.17 in 1 Equal Repayments starting 05/02/2021
2017034_1	Ewaso Irrigation Development Project	Instituto De Credito Kingdom Of Spain	Bilateral	GOK	18/07/2017	06/09/2038	6,825,738	EUR	2,680,011.66	2,680,012	39.3%	4,145,726	State Department for Irrigation	The project involved development of Ewaburra irrigation infrastructure	ongoing	Kiambu County	1,991,281	1.04	-	EUR 6,825,738.12 in 28 Equal Repayments starting 06/03/2026
2017033_1	Kenya Power Transmission Improvement	Exim Bank of China	Bilateral	GOK	16/05/2017	21/01/2036	319,827,810	USD	-	Never Disbursed	Never Disbursed	319,827,810	State Department for Energy	The project entailed extension of power to the rural areas	Stalled. Proposed for restructuring	Nairobi, Machakos, Marsabit counties	-	-	3.43	USD 319,827,810.00 in 24 Equal Repayments starting 22/01/2024
2017032_3	Konza Techno City Project	Unicredit SPA	Bilateral	GOK	14/06/2017	25/07/2031	60,101,014	EUR	10,016,835.65	60,101,014	100.0%	Fully Drawn	State Department for ICT and Digital Economy	The project involve development of horizontal infrastructure for Konza City	Closed component	Machakos County	-	-	3.75	EUR 60,101,013.92 in 6 Equal Repayments starting 14/06/2021
2017032_2	Konza Techno City Project	Unicredit SPA	Bilateral	GOK	14/06/2017	25/07/2031	376,783,737	EUR	187,299,733.88	255,052,481	68.4%	121,731,254	State Department for ICT and Digital Economy	The project involve development of horizontal infrastructure for Konza City	The project is progressing well and is expected to be complete by December, 2023	Machakos County	1,329,413,809	-	1.80	EUR 309,030,987.70 in 15 Equal Repayments starting 14/12/2023 AND EUR 16,986,525.42 in 1 Equal Repayments starting 14/06/2023 AND EUR 15,603,025.81 in 1 Equal Repayments starting 14/12/2022 AND EUR 13,697,610.43 in 1 Equal Repayments starting 14/06/2022 AND EUR 11,708,107.82 in 1 Equal Repayments starting 14/12/2021 AND EUR 9,757,480.00 in 1 Equal Repayments starting 14/06/2021
2017030_1	Ruiru Phase II-Commercial Facility	Deutsche Bank	Buyers Credit	GOK	14/06/2017	14/06/2029	28,075,559	EUR	0.01	28,075,559	100.0%	Fully Drawn	-	-	-	-	562,642,188	-	3.00	EUR 21,836,546.17 in 1 Equal Repayments starting 22/08/2023 AND EUR 6,239,013.19 in 2 Equal Repayments starting 14/06/2021
2017029_1	Water and Sanitation Development Project-IDA Scale UP	International Development Association	Multilateral	GOK	21/06/2017	15/02/2047	248,100,000	EUR	171,803,587.67	172,476,689	69.2%	76,496,412	Ministry of Water	Improving water security and build climate resilience	Progressing well	6 Counties(Turkana, Marsabit,Wajir ,Mandera and Garissa)	333,714,466	2.85	-	EUR 79,019,850.00 in 13 Equal Repayments starting 15/02/2041 AND EUR 169,080,150.00 in 29 Equal Repayments starting 15/08/2026
2017028_1	Water and Sanitation Development Project	International Development Association	Multilateral	GOK	21/06/2017	15/02/2055	27,400,000	XDR	-	Never Disbursed	Never Disbursed	27,400,000	Ministry of water	Improving water security and build climate resilience	Cancellation done		-	0.75	-	XDR 27,400,000.00 in 64 Equal Repayments starting 15/08/2023
2017027_1	Regional Mombasa Port Road Access Project - (EAC Regional Corridor Mombasa Mariakani)	Govt of Fed. Republic of Germany - GTZ	Bilateral	GOK	31/03/2017	31/03/2032	50,000,000	EUR	8,438,150.59	8,438,151	16.9%	41,561,849	MoRT and KeNHA	To finance construction of Mombasa-Mariakani section road	Lengthy procedures in acquiring a no objection from the financiers. The projects co-financier (EIB) is undertaking verifications on the social safeguards and implementation arrangements.	Mombasa and Kilifi	121,908,563	2.42	-	EUR 50,000,000.00 in 15 Equal Repayments starting 30/03/2025
2017026_1	EAC Kenya South Sudan Regional Corridor	Govt of Fed. Republic of Germany - GTZ	Bilateral	GOK	24/04/2017	31/03/2032	90,000,000	EUR	-	Never Disbursed	Never Disbursed	90,000,000	MoRT and KeNHA	To finance construction of Kitale-Morpus section road along Kenya-South Sudan Link Road	Lengthy procurement processes however KfW has granted a no objection to the processes; thus, procurement of the Contractor is at an advanced stage.	Trans-Nzoia	216,628,999	-	2.30	EUR 90,000,000.00 in 13 Equal Repayments starting 30/03/2026
2017025_1	Rabai Kilifi Transmission Line-SACE Portion	Societe Generale	Commercial Bank	GOK	07/04/2017	09/11/2027	21,811,147	EUR	9,486,795.91	12,132,554	56.1%	9,478,593	State Department for Energy	The project involved construction of Rabai-Kilifi Transmission line	The project is progressing well and is expected to be complete by December, 2023	Kilifi County	177,666,387	-	3.60	Various Unequal repayments
2017023_2	Kapchorwa Suam-Kitale and Eldoret Bypass Road Project-ADF	African Development Fund	Multilateral	GOK	19/05/2017	01/02/2053	33,317,955	USD	30,748,849.96	33,317,955	100.0%	Fully Drawn	Ministry of Roads and Transport	The project involves rehabitation and upgrading of Suam-Kitale road (45Km) and construction of Eldoret Town Bypass Road (32Km) and One-Stop-Border-Post in Suam	Ongoing	Trans-nzoia and Uasin Gishu	-	1.75	-	AUA 31,561,561.05 in 47 Equal Repayments starting 01/02/2024 AND AUA 620,881.58 in 1 Equal Repayments starting 01/08/2023 AND AUA 593,622.84 in 1 Equal Repayments starting 01/02/2023 AND AUA 541,889.11 in 1 Equal Repayments starting 01/08/2022
2017023_1	Kapchorwa Suam-Kitale and Eldoret Bypass Road Project-ADF	African Development Fund	Multilateral	GOK	19/05/2017	01/02/2053	11,059,410	AUA	-	Recorded in Tranche	Recorded in Tranche	11,673,778	Ministry of Roads and Transport	The project involves rehabitation and upgrading of Suam-Kitale road (45Km) and construction of Eldoret Town Bypass Road (32Km) and One-Stop-Border-Post in Suam	Ongoing	Trans-nzoia and Uasin Gishu	-	-	-	AUA 11,059,409.89 in 50 Equal Repayments starting 01/08/2028
2017022_1	Kapchorwa-Suam-Kitale and Eldoret Bypass Roads Project	African Development Bank	Multilateral	GOK	31/05/2017	01/04/2042	82,000,000	USD	47,800,344.57	50,610,196	58.0%	34,399,855	State Department for Roads	The project involves rehabitation and upgrading of Suam-Kitale road (45Km) and construction of Eldoret Town Bypass Road (32Km) and One-Stop-Border-Post in Suam	Ongoing	Trans-nzoia and Uasin Gishu	72,467,718	-	1.00	USD 82,000,000.00 in 34 Equal Repayments starting 01/10/2025
2017021_1	Development Response to Displacement Impacts Project - DRDIP	International Development Association	Multilateral	GOK	29/05/2017	15/02/2055	73,900,000	XDR	63,280,979.89	68,787,234	87.2%	9,464,333	State Department for ASALs	Improve access to basic social economic services and exppand economic opportunities among refugess and host communities	Progressing well	Garrisa and Turkana	-	0.75	-	XDR 73,900,000.00 in 64 Equal Repayments starting 15/08/2023
2017020_1	Cancer Center at Kisii Hospital	Saudi Development Fund	Bilateral	GOK	01/01/2017	30/11/2044	37,500,000	SAR	-	Never Disbursed	Never Disbursed	37,500,000	Ministry of Health	The project aims at providing the services of cancer detecting and treatment, mi imise the death rate and to reduce cost of treatment and travelling to the treaatment centres in Nairobi and outside the country	Procurement of a contractor is on-going	Kisii County	-	1.00	-	SAR 36,582,000.00 in 39 Equal Repayments starting 30/11/2025 AND SAR 918,000.00 in 1 Other Repayments starting 30/05/2025
2017019_3	Arror Dam	Intesa SanPaolo	Buyers Credit	GOK	18/04/2017	18/01/2036	53,271,687	EUR	53,271,686.96	53,271,687	100.0%	Fully Drawn	State Department for ASALS and Regional Development	The proeclinvolved construction of Arror Dam Project	Stalled project	Elgeyo-Marakewt County	-	-	1.95	EUR 53,271,686.96 in 30 Equal Repayments starting 18/07/2021

LOAN #	LOAN TITLE	CREDITOR NAME	CREDITOR CATEGORY	BORROWER	AGREEMENT DATE	MATURITY DATE	REVISED FINANCE AMOUNT (Tranche)	CURR	PRINCIPLE BALANCE AS AT 31/08/2023 (FX)	DRAWN AMOUNT	DISBURSEMENT RATE	UNDRAWN AMOUNT	IMPLEMENTING AGENCY	PROJECT DESCRIPTION	PROJECT IMPLEMENTATION STATUS	COUNTY	COMMITMENT FEES SIINCE 2012 (KSHS)	Fixed Interest Rate	Variable (Margin) Interest Rate	No. Principal Repayments
2017019_2	Arror Dam	Intesa SanPaolo	Buyers Credit	GOK	18/04/2017	18/01/2036	38,580,580	EUR	38,580,579.74	38,580,580	100.0%	Fully Drawn	State Department for ASALS and Regional Development	The proectinvolved construction of Arror Dam Project	Stalled project	Elgeyo-Marakewet County	201,339,946	-	4.70	EUR 38,580,579.77 in 8 Equal Repayments starting 18/07/2021
2017018_3	Kimwarer Dam	Intesa SanPaolo	Buyers Credit	GOK	18/04/2017	09/11/2035	42,088,199	EUR	42,088,198.65	42,088,199	100.0%	Fully Drawn	State Department for ASALS and Regional Development	The project involved construction of Kimwarer Dam Project	Stalled project	Elgeyo-Marakwet County	-	-	1.95	EUR 42,088,198.65 in 30 Equal Repayments starting 09/05/2021
2017018_2	Kimwarer Dam	Intesa SanPaolo	Buyers Credit	GOK	18/04/2017	09/11/2035	29,790,553	EUR	29,790,552.73	29,790,553	100.0%	Fully Drawn	State Department for ASALS and Regional Development	The project involved construction of Kimwarer Dam Project	Stalled project	Elgeyo-Marakwet County	183,223,830	-	4.65	EUR 29,790,552.73 in 8 Equal Repayments starting 09/05/2021
2017017_1	Additional Financing for the National Safety Net Programme for Results	International Development Association	Multilateral	GOK	27/04/2017	01/02/2055	25,740,372	XDR	25,284,675.63	25,686,869	99.8%	53,503	NDMA	offer Cash Transfers in underserved counties	Closed		-	0.75	-	XDR 25,740,372.00 in 64 Equal Repayments starting 01/08/2023
2017016_4	Last Mile Connectivity Programme	Agence Francaise De Development	Bilateral	GOK	07/03/2017	27/03/2040	1,241,331	EUR	1,241,330.72	1,241,331	100.0%	Fully Drawn	Kenya Power and Lighting Company	Reach universal access to electricity for the Kenyan population by 2020.	Following the conclusion of the court matter Kenya Power advertised for fresh tenders on procurement of design, supply, installation and commissioning of extensions of MV lines, LV Single phase lines and service cables in April 2023.	Country wide	-	0.25	-	EUR 1,241,330.72 in 24 Equal Repayments starting 27/09/2025
2017016_3	Last Mile Connectivity Programme	Agence Francaise De Development	Bilateral	GOK	07/03/2017	27/03/2040	1,862,090	EUR	1,862,090.00	1,862,090	100.0%	Fully Drawn	Kenya Power and Lighting Company	Reach universal access to electricity for the Kenyan population by 2020.	Following the conclusion of the court matter Kenya Power advertised for fresh tenders on procurement of design, supply, installation and commissioning of extensions of MV lines, LV Single phase lines and service cables in April 2023.	Country wide	-	0.25	-	EUR 1,862,090.00 in 24 Equal Repayments starting 27/09/2025
2017016_2	Last Mile Connectivity Programme	Agence Francaise De Development	Bilateral	GOK	07/03/2017	27/03/2040	387,928	EUR	387,927.59	387,928	100.0%	Fully Drawn	Kenya Power and Lighting Company	Reach universal access to electricity for the Kenyan population by 2020.	Following the conclusion of the court matter Kenya Power advertised for fresh tenders on procurement of design, supply, installation and commissioning of extensions of MV lines, LV Single phase lines and service cables in April 2023.	Country wide	-	0.25	-	EUR 387,927.59 in 24 Equal Repayments starting 27/09/2025
2017016_1	Last Mile Connectivity Programme	Agence Francaise De Development	Bilateral	GOK	07/03/2017	27/03/2040	86,120,918	EUR	-	Recorded in Tranche	Recorded in Tranche	86,120,918	Kenya Power and Lighting Company	Reach universal access to electricity for the Kenyan population by 2020.	Following the conclusion of the court matter Kenya Power advertised for fresh tenders on procurement of design, supply, installation and commissioning of extensions of MV lines, LV Single phase lines and service cables in April 2023.	Country wide	243,556,750	-	-	EUR 86,120,917.56 in 24 Equal Repayments starting 27/09/2025
2017015_2	East and Southernn Africa Trade and Development BAnk - PTA-Loan USD500 Mn	Trade and Development Bank	Commercial Bank	GOK	20/03/2017	20/03/2027	200,000,000	USD	88,888,888.89	200,000,000	100.0%	Fully Drawn	National Treasury	budget support			-	-	7.15	USD 200,000,000.00 in 18 Equal Repayments starting 20/09/2018
2017015_1	East and Southernn Africa Trade and Development BAnk - PTA-Loan USD500 Mn	Trade and Development Bank	Commercial Bank	GOK	20/03/2017	20/03/2027	300,000,000	USD	-	300,000,000	60.0%	Matured	National Treasury	budget support			-	-	6.60	USD 300,000,000.00 in 8 Equal Repayments starting 20/09/2018
2017014_1	Kenya Power Transmission Expansion Project	Exim Bank of China	Bilateral	GOK	04/04/2017	21/07/2035	575,507,992	CNY	267,587,769.96	267,587,770	46.5%	307,920,222	State Department for Energy	construction of transmission line from Sultan Hamud - Loiyiktok, Isinya - Konza, Awendo - Isiolania	Ongoing	Machakos and Kajiado counties	120,652,145	4.00	-	CNY 575,507,992.10 in 23 Equal Repayments starting 21/07/2024
2017013_1	Kenya Climate Smart Agriculture Project	International Development Association	Multilateral	GOK	07/04/2017	15/11/2054	184,700,000	XDR	181,746,823.29	184,632,761	100.0%	67,239	State Department for Irrigation	Increase agricultural productivity and build resilience	Progressing well	415 wards in 24 counties	-	0.75	-	XDR 184,700,000.00 in 64 Equal Repayments starting 15/05/2023
2017011_1	Kenya Karimenu Phase II Dam Water Supply Project	Exim Bank of China	Bilateral	GOK	14/02/2017	21/01/2033	200,530,600	USD	190,504,069.96	200,530,600	100.0%	Fully Drawn	State Department for Water	Contruction of karimenu II Dam Water Supply supply system	Complete	Kiambu	522,658,755	-	3.43	USD 10,026,529.96 in 1 Equal Repayments starting 21/01/2033 AND USD 190,504,070.00 in 19 Equal Repayments starting 21/07/2023
2017010_1	Kenya Technical and Vocational Training Laboratories Project	Exim Bank of China	Bilateral	GOK	14/02/2017	21/01/2034	134,967,400	USD	120,816,665.00	134,240,743	99.5%	726,657	State Department for Vocational Training	project entailed construction of laboratories for technical training of the young people	Complete and undrawn amounts fully disbursed	National wide	106,303,770	-	3.43	USD 726,656.67 in 1 Equal Repayments starting 21/01/2034 AND USD 134,240,743.33 in 20 Equal Repayments starting 21/01/2023
2017009_1	Construction of Nairobi ICD Yard and Access Roads	Exim Bank of China	Bilateral	GOK	20/02/2017	21/07/2034	181,887,500	USD	134,706,199.68	157,523,621	86.6%	24,363,879	State Department for Transport	Construction of Nairobi ICD Yard and Access Roads	Complete. The GoK will request undrawn amount to be cancelled	Nairobi county	98,532,490	-	3.43	USD 11,236,910.68 in 1 Equal Repayments starting 21/07/2034 AND USD 170,650,588.94 in 26 Equal Repayments starting 21/07/2021

LOAN #	LOAN TITLE	CREDITOR NAME	CREDITOR CATEGORY	BORROWER	AGREEMENT DATE	MATURITY DATE	REVISED FINANCE AMOUNT (Tranche)	CR	PRINCIPLE BALANCE AS AT 31/08/2023 (FX)	DRAWN AMOUNT	DISBURSEMENT RATE	UNDRAWN AMOUNT	IMPLEMENTING AGENCY	PROJECT DESCRIPTION	PROJECT IMPLEMENTATION STATUS	COUNTY	COMMITMENT FEES SINCE 2012 (KSHS)	Fixed Interest Rate	Variable (Margin) Interest Rate	No. Principal Repayments
2017007_1	Kenya Power Distribution System Modernization and Strengthening Project Phase II	Exim Bank of China	Bilateral	GOK	21/02/2017	21/03/2036	496,979,883	CNY	30,100,813.26	36,120,976	7.3%	460,858,907	State Department for Energy	The project entailed installation of modern power electric system	Stalled project	Garrisa county	115,019,967	4.00	-	CNY 462,383,947.59 in 1 Equal Repayments starting 21/01/2034 AND CNY 34,615,935.18 in 23 Equal Repayments starting 21/01/2035
2017005_1	Ruiru Phase II Water Supply Project_ Loan B	Government of France	Bilateral	GOK	04/02/2017	31/12/2056	30,250,000	EUR	9,123,021.08	10,129,283	33.5%	20,120,717	State Department of Water and Sanitation	Construction of Ruiru II earth fill dam with and related water treatment Plant, treated water tanks and related raw water / treated water distribution	Contracted was terminated. The undrawn amount was cancelled	Kiambu County	-	0.12	-	EUR 30,250,000.00 in 40 Equal Repayments starting 30/06/2037
2017004_1	Ruiru Phase II Water Supply Project_ Loan A	Government of France	Bilateral	GOK	04/02/2017	30/06/2048	19,000,000	EUR	3,499,208.79	3,499,207	18.4%	15,500,791	State Department of Water and Sanitation	Consruction of Ruiru II earth fill dam with and related water treatment Plant, treated water tanks and related raw water / treated water distribution	Contracted was terminated. The undrawn amount was cancelled	Kiambu County	-	0.04	-	EUR 19,000,000.00 in 50 Equal Repayments starting 31/12/2023
2017003_2	Multinational Lake Victoria Maritime Communiacations and Transport Project	African Development Fund	Multilateral	GOK	09/01/2017	01/08/2046	20,753	USD	19,092.76	20,753	100.0%	Fully Drawn	Ministry of Roads and Transport	The project involved establishment of a maritime communications systems for safety on Lake Victoria	Completed	Lake Victoria (in Mwanza)	173,475	1.75	-	AUA 20,753.00 in 50 Equal Repayments starting 01/02/2022
2017002_2	ADF-Kenya Towns Sustainable Water Supply and Sanitation Program	African Development Fund	Multilateral	GOK	09/01/2017	01/08/2046	4,066,942	USD	3,795,536.98	4,066,942	100.0%	Fully Drawn	Ministry of Water and Sanitation	The project involves: i) the construction and repair of water supply and sanitation equipment (including the network extension to the informal neighborhoods) to improve the quality of water supply and sanitation services ; and (ii) the improvement of water supply service providers and the sector's regulatory authority's capacities in order to increase the concerned services' efficiency, and create new employment opportunities for women and young people	Ongoing	Mombasa, Kwale, Mandera, Garissa, Uasin Gishu, Busia, Baringo, Marsabit, Siaya, Nandi, Kisumu, Nyeri, Bomet, Narok, Kiambu, Machakos	-	1.75	-	AUA 3,795,536.98 in 46 Equal Repayments starting 01/02/2024 AND AUA 77,324.20 in 1 Equal Repayments starting 01/08/2023 AND AUA 72,958.48 in 1 Equal Repayments starting 01/02/2023 AND AUA 65,061.36 in 1 Equal Repayments starting 01/08/2022 AND AUA 56,061.24 in 1 Equal Repayments starting 01/02/2022
2017002_1	ADF-Kenya Towns Sustainable Water Supply and Sanitation Program	African Development Fund	Multilateral	GOK	09/01/2017	01/08/2046	2,206,299	AUA	-	Recorded in Tranche	Recorded in Tranche	2,206,299	Ministry of Water and Sanitation	The project involves: i) the construction and repair of water supply and sanitation equipment (including the network extension to the informal neighborhoods) to improve the quality of water supply and sanitation services ; and (ii) the improvement of water supply service providers and the sector's regulatory authority's capacities in order to increase the concerned services' efficiency, and create new employment opportunities for women and young people	Ongoing	Mombasa, Kwale, Mandera, Garissa, Uasin Gishu, Busia, Baringo, Marsabit, Siaya, Nandi, Kisumu, Nyeri, Bomet, Narok, Kiambu, Machakos	236,466	-	-	AUA 2,206,298.90 in 25 Percentage Based Repayments starting 01/02/2025
2017001_1	ADB-Kenya Towns Sustainable Water Supply and Sanitation Program	African Development Bank	Multilateral	GOK	09/01/2017	01/02/2042	381,191,000	USD	216,293,991.38	223,133,365	56.7%	164,897,409	State Department for Water and Sanitation	The Kenya Towns Sustainable Water Supply and Sanitation Program (KTSWSSP) aims to improve the access, quality, availability and sustainability of water and wastewater services in regional centres and towns	Ongoing	Kiambu, Murang'a, Kwale, Mombasa, Kilifi, Machakos, Kitui, Kirinyaga, Tharaka- Nithi, Meru, Nyeri, Mandera, Marsabit, Garissa, Isiolo, Narok, Nyandarua, Baringo, West Pokot, Trans Nzoia, Uasin Gishu, Bomet, Narok, Nandi, Homa Bay, Siaya, Migori, Nyamira, Migori, Bungoma, Busia, Uasin Gishu, Nandi	389,784,091	-	4.03	USD 381,191,000.00 in 34 Equal Repayments starting 01/06/2025
2016060_1	Additional Financing for Smallholder Dairy Commercialization Programme	International Fund For Agricultural Dev.	Multilateral	GOK	23/03/2016	15/12/2055	12,050,000	XDR	12,022,422.17	12,022,422	99.8%	27,578	Ministry of Agriculture State Department for Crops	To improve farm productivity and incomes, health and welfare of rural kenyans by increasing the quality and consumption of fruits and vegetables: focus - horticultural producers, input suppliers (stockist) traders, transporters and processors	Closed. The undrawn amount to be cancelled.	Kisii, Gucha, Bungoma, Embu, Buret, Meru Central, Nyandarua nad Nandi South.	-	0.75	-	XDR 200,794.00 in 1 Other Repayments starting 15/12/2055 AND XDR 11,849,206.00 in 59 Equal Repayments starting 15/06/2026
2016059_6	Hybrid Generation of Off-Grid Power Systems	Agence Francaise De Development	Bilateral	GOK	01/08/2016	31/12/2039	196,871	EUR	196,870.75	196,871	100.0%	Fully Drawn	Kenya Power and Lighting Company	Hybridization of 23 existing diesel generation power stations with renewable energy sources.	The Initial approximation of The project cost is inadequate due to Inflation of procurable items.Works have commenced	Homabay, Turkana, Marsabit, Mandera, Wajir, Samburu	-	3.54	-	EUR 196,870.75 in 28 Equal Repayments starting 30/06/2026

LOAN #	LOAN TITLE	CREDITOR NAME	CREDITOR CATEGORY	BORROWER	AGREEMENT DATE	MATURITY DATE	REVIS... FINANC... AMOUNT (Tranche)	...RR	PRINCIPLE BALANCE AS AT 31/08/2023 (FX)	DRAWN AMOUNT	DISBURSEMENT RATE	UNDRAWN AMOUNT	IMPLEMENTING AGENCY	PROJ... ...PTION	PROJECT IMPLEMENTATION STATUS	COUNTY	COMMITMENT FEES SINCE 2012 (KSHS)	Fixed Interest Rate	Variable (Margin) Interest Rate	No. Principal Repayments
2016059_5	Hybrid Generation of Off-Grid Power Systems	Agence Francaise De Development	Bilateral	GOK	01/08/2016	31/12/2039	221,965	EUR	221,964.78	221,965	100.0%	Fully Drawn	Kenya Power and Lighting Company	Hybridization of 23 existing diesel generation power stations with renewable energy sources.	The Initial approximation of The project cost is inadequate due to Inflation of procurable items.Works have commenced	Homabay, Turkana, Marsabit, Mandera, Wajir, Samburu	-	1.43	-	EUR 221,964.78 in 28 Equal Repayments starting 30/06/2026
2016059_4	Hybrid Generation of Off-Grid Power Systems	Agence Francaise De Development	Bilateral	GOK	01/08/2016	31/12/2039	122,188	EUR	122,187.95	122,188	100.0%	Fully Drawn	Kenya Power and Lighting Company	Hybridization of 23 existing diesel generation power stations with renewable energy sources.	The Initial approximation of The project cost is inadequate due to Inflation of procurable items.Works have commenced	Homabay, Turkana, Marsabit, Mandera, Wajir, Samburu	-	1.16	-	EUR 122,187.95 in 28 Equal Repayments starting 30/06/2026
2016059_2	Hybrid Generation of Off-Grid Power Systems	Agence Francaise De Development	Bilateral	GOK	01/08/2016	31/12/2039	706,115	EUR	706,114.71	706,115	100.0%	Fully Drawn	Kenya Power and Lighting Company	Hybridization of 23 existing diesel generation power stations with renewable energy sources.	The Initial approximation of The project cost is inadequate due to Inflation of procurable items.Works have commenced	Homabay, Turkana, Marsabit, Mandera, Wajir, Samburu	-	1.15	-	EUR 706,114.71 in 28 Equal Repayments starting 30/06/2026
2016059_1	Hybrid Generation of Off-Grid Power Systems	Agence Francaise De Development	Bilateral	GOK	01/08/2016	31/12/2039	31,752,862	EUR	-	Recorded in Tranche	Recorded in Tranche	31,752,862	Kenya Power and Lighting Company	Hybridization of 23 existing diesel generation power stations with renewable energy sources.	The Initial approximation of The project cost is inadequate due to Inflation of procurable items.Works have commenced	Homabay, Turkana, Marsabit, Mandera, Wajir, Samburu	114,576,127	-	-	EUR 31,752,861.81 in 1 Equal Repayments starting 31/12/2039
2016058_1	Last Mile Connectivity Project II	African Development Bank	Multilateral	GOK	17/10/2016	01/08/2036	134,559,250	USD	117,078,275.11	134,559,250	100.0%	Fully Drawn	State Department for Energy/ Kenya Power and Lighting Company	The Last Mile Connectivity Project aimed at maximising the use of selected KPLC's 45,000 distribution transformers, spread across the 47 counties in the country	Ongoing	All 47 counties	-	-	1.00	USD 117,078,275.11 in 26 Equal Repayments starting 01/02/2024 AND USD 4,503,010.58 in 1 Equal Repayments starting 01/08/2023 AND USD 4,438,468.61 in 1 Equal Repayments starting 01/02/2023 AND USD 4,324,366.57 in 1 Equal Repayments starting 01/08/2022 AND USD 4,215,128.83 in 1 Equal Repayments starting 01/02/2022
2016057_1	Private Nationalwide Governmental Network with Voice and Data Applications Phase III-A	KBC BANK	Bilateral	GOK	28/11/2016	08/12/2030	7,189,635	EUR	4,313,780.96	7,189,635	100.0%	Fully Drawn	Ministry of Energy	Project entails supply and installation of Private Nationalwide Governmental Network with Voice and Data Application.	Project closed	Nationwide	7,193,360	0.40	-	EUR 7,189,634.93 in 25 Equal Repayments starting 08/12/2018
2016056_1	Private Nationalwide Governmental Network with Voice and Data Applications Phase III-B	KBC BANK	Bilateral	GOK	28/11/2016	08/12/2023	5,804,118	EUR	580,411.78	5,804,118	100.0%	Fully Drawn	Ministry of Energy	Project entails supply and installation of Private Nationalwide Governmental Network with Voice and Data Application.	Project closed	Nationwide	6,945,316	0.82	-	EUR 5,804,117.78 in 10 Equal Repayments starting 08/06/2019
2016053_1	IT County Connectivity Project Phase III	Government of Belgium	Bilateral	GOK	21/11/2016	31/12/2046	11,468,285	EUR	11,468,284.41	11,468,285	100.0%	Fully Drawn	Ministry of ICT, Innovation and Youth Affairs	The Project entails laying of optic fibre for the connection of National Government offices	project closed	Nationwide	-	-	-	EUR 11,468,285.00 in 20 Equal Repayments starting 31/12/2027
2016052_1	Upgrading of Kibwezi-Mutomo-Kitui Road project	Exim Bank of China	Bilateral	GOK	28/11/2016	21/07/2032	194,740,596	USD	166,419,751.41	154,156,377	99.7%	584,222	State Department for Roads	Upgrading of Kibwezi-Mutomo-Kitui Roa	Complete. The GoK will request undrawn amount to be cancelled	Kitui and Makueni counties	179,498,855	-	3.43	USD 167,093,973.21 in 18 Equal Repayments starting 21/01/2024 AND USD 27,736,625.25 in 3 Equal Repayments starting 21/07/2022
2016051_1	Upgrade of Rift Valley Textiles Factory	Exim Bank India	Bilateral	GOK	11/07/2016	05/08/2042	29,950,000	USD	27,758,536.32	29,950,000	100.0%	Fully Drawn	State Department for Indistry	Upgrading of RIVATEX factory	Complete	Eldoret North Constituency	1,139,507	1.50	-	USD 29,950,000.00 in 41 Equal Repayments starting 04/08/2022
2016050_1	Development of Various Small and Medium Enterprises	Exim Bank India	Bilateral	GOK	11/07/2016	17/11/2043	15,000,000	USD	5,005,367.20	5,005,367	33.4%	9,994,633	State Department for Investment Promotion	provision of loans to SMEs which imports from India	Ongoing	National wide	485,841	1.50	-	USD 15,000,000.00 in 41 Equal Repayments starting 15/11/2023
2016049_1	National Agricultural and Rural Inclusive Growth Project	International Development Association	Multilateral	GOK	14/10/2016	15/05/2054	142,600,000	XDR	138,135,663.13	142,591,913	100.0%	8,087	State Department for Irrigation	Increase Agricultural productivity and profitability	Progressing well	21 Counties,415 wards	-	0.75	-	XDR 142,600,000.00 in 64 Equal Repayments starting 15/11/2022
2016048_1	Kenya National Fibre Backbone Infrastructure Phase II-NOFBI II	Exim Bank of China	Bilateral	GOK	19/05/2016	19/05/2037	650,000,000	CNY	637,252,073.78	637,252,074	98.0%	12,747,926	State Department for ICT and Digital Economy	The project entailed provision of broadband connectivity so as to enhance communication services in the County	Complete. The GoK will request undrawn amount to be cancelled	National wide	56,433,534	2.00	-	CNY 650,000,000.00 in 26 Equal Repayments starting 21/09/2023
2016047_1	Eastern and Southern Africa Higher Education Centres of Excellence Project-ACE-Phase II	International Development Association	Multilateral	GOK	04/07/2016	15/02/2054	12,800,000	XDR	9,985,618.53	10,585,619	82.7%	2,214,381	State Department for Technical and Vactional Training	Support selected institutions to deliver quality post-graduate education and build collaborative research	The project is on going		-	0.75	-	XDR 12,800,000.00 in 64 Equal Repayments starting 15/08/2022
2016044_1	Upgrading of Gilgil Machinery Road Project	Arab Bank For Econ.Dev.In Africa	Multilateral	GOK	25/05/2016	01/12/2045	11,000,000	USD	8,275,220.68	8,275,221	75.2%	2,724,779	State Department for Roads	the project entailsgraveling/earth roads of approximately 23 Km from Gilgil to Machinery. The project aim at expanding the road network as well as enhancing connection to the capital city of Nairobi	The project is at 97 percent completion to be completed ON 31st December, 2024	Nyandarua County	-	1.00	-	USD 11,000,000.00 in 40 Equal Repayments starting 01/06/2026
2016043_1	Youth Employement and Opportunities Project	International Development Association	Multilateral	GOK	04/07/2016	15/05/2054	106,500,000	XDR	96,811,668.40	103,378,217	94.0%	6,360,207	State Department for Youth Affairs, Micro and Small Enterprises and State Department for Labour	Improve employment and earnings opportunities for targeted youths	The project closed and a new project called NYOTA was negotiated	17 Counties	-	0.75	-	XDR 106,500,000.00 in 64 Equal Repayments starting 15/11/2022
2016042_1	Transforming Health System for Universal Care Project	International Development Association	Multilateral	GOK	04/07/2016	15/02/2054	105,900,000	XDR	95,721,762.59	100,685,825	95.1%	5,214,175	#	#	#	#	-	0.75	-	XDR 105,900,000.00 in 64 Equal Repayments starting 15/08/2022
2016041_1	Additional Financing for Kenya Electricity Expansion Project	International Development Association	Multilateral	GOK	29/06/2016	15/02/2054	47,774,972	XDR	45,535,520.44	47,774,972	100.0%	Fully Drawn	State Department for Energy	Installation of stat-coms and transmission of electricity	Closed		-	0.75	-	XDR 47,774,972.27 in 64 Equal Repayments starting 15/08/2022

LOAN #	LOAN TITLE	CREDITOR NAME	CREDITOR CATEGORY	BORROWER	AGREEMENT DATE	MATURITY DATE	REVI... FINAN... AMOUNT (Tranche)	...IR	PRINCIPLE BALANCE AS AT 31/08/2023 (FX)	DRAWN AMOUNT	DISBURSEMENT RATE	UNDRAWN AMOUNT	IMPLEMENTING AGENCY	PROJ... ...PTION	PROJECT IMPLEMENTATION STATUS	COUNTY	COMMITMENT FEES SIINCE 2012 (KSHS)	Fixed Interest Rate	Variable (Margin) Interest Rate	No. Principal Repayments
2016039_1	Sirari Corridor Accessibility and Road Safety Improvement Project: Isebania-Kisii-Ahero	African Development Bank	Multilateral	GOK	01/01/2016	15/12/2035	228,000,000	USD	151,027,728.44	183,566,095	77.6%	51,053,659	State Department for Roads	It entails: improvement of Isebania-Kisii-Ahero road (172km) and upgrading of feeder roads (77km) connected to the main roadway; assessment of domestic construction industry capacity;	Ongoing	Migori, Kisii, Homa Bay and Kisumu	-	-	0.10	USD 202,081,387.01 in 25 Equal Repayments starting 15/12/2023 AND USD 5,780,655.55 in 1 Equal Repayments starting 15/06/2023 AND USD 5,590,065.60 in 1 Equal Repayments starting 15/12/2022 AND USD 5,219,991.35 in 1 Equal Repayments starting 15/05/2022 AND USD 4,911,004.48 in 1 Equal Repayments starting 15/12/2021 AND USD 4,416,896.01 in 1 Equal Repayments starting 15/06/2021
2016037_9	Roads 2000 Phase II project-Additional Financing	Agence Francaise De Development	Bilateral	GOK	01/01/2016	31/03/2038	3,055,574	EUR	2,777,794.93	3,055,574	100.0%	Fully Drawn	-	-	Completed	-	-	0.31	-	EUR 3,055,574.42 in 33 Equal Repayments starting 31/03/2022
2016037_8	Roads 2000 Phase II project-Additional Financing	Agence Francaise De Development	Bilateral	GOK	01/01/2016	31/03/2038	286,141	EUR	260,128.00	286,141	100.0%	Fully Drawn	-	-	Completed	-	-	0.31	-	EUR 286,140.80 in 33 Equal Repayments starting 31/03/2022
2016037_7	Roads 2000 Phase II project-Additional Financing	Agence Francaise De Development	Bilateral	GOK	01/01/2016	31/03/2038	97,617	EUR	88,742.55	97,617	100.0%	Fully Drawn	-	-	Completed	-	-	0.31	-	EUR 97,616.81 in 33 Equal Repayments starting 31/03/2022
2016037_6	Roads 2000 Phase II project-Additional Financing	Agence Francaise De Development	Bilateral	GOK	01/01/2016	31/03/2038	265,826	EUR	241,659.95	265,826	100.0%	Fully Drawn	-	-	Completed	-	-	0.47	-	EUR 265,825.95 in 33 Equal Repayments starting 31/03/2022
2016037_4	Roads 2000 Phase II project-Additional Financing	Agence Francaise De Development	Bilateral	GOK	01/01/2016	31/03/2038	1,530,812	EUR	1,345,258.85	1,530,812	100.0%	Fully Drawn	-	-	Completed	-	-	0.43	-	EUR 1,530,811.79 in 33 Equal Repayments starting 30/09/2021
2016037_3	Roads 2000 Phase II project-Additional Financing	Agence Francaise De Development	Bilateral	GOK	01/01/2016	31/03/2038	714,208	EUR	605,994.31	714,208	100.0%	Fully Drawn	-	-	Completed	-	-	0.47	-	EUR 714,207.58 in 33 Equal Repayments starting 31/03/2021
2016037_2	Roads 2000 Phase II project-Additional Financing	Agence Francaise De Development	Bilateral	GOK	01/01/2016	31/03/2038	3,533,833	EUR	3,191,849.05	3,533,833	100.0%	Fully Drawn	-	-	Completed	-	-	0.64	-	EUR 3,761,822.09 in 33 Equal Repayments starting 31/03/2021
2016036_1	Kenya Devolution Support Program	International Development Association	Multilateral	GOK	15/04/2016	15/10/2053	142,844,270	XDR	136,100,612.02	142,844,270	100.0%	Fully Drawn	State Department for Devolution	The project entailed strenthening of devolution in Counties	Closed	47 Counties	-	0.75	-	XDR 2,231,157.22 in 1 Equal Repayments starting 15/10/2053 AND XDR 136,100,612.38 in 61 Equal Repayments starting 15/04/2023 AND XDR 4,512,500.00 in 2 Equal Repayments starting 15/04/2022
2016035_1	Vihiga Cluster Water Supply	Government of Belgium	Bilateral	GOK	14/04/2016	31/12/2045	10,540,000	EUR	10,539,999.98	10,540,000	100.0%	Fully Drawn	Ministry of Water, Sanitation and Irrigation	The project enatils supply and installation of water and saniation services in Vihiga County	Project closed	Vihiga County	-	-	-	EUR 10,540,000.00 in 20 Equal Repayments starting 31/12/2026
2016034_1	Vihiga Cluster Water Supply	CommerzBank of Belgium	Buyers Credit	GOK	15/04/2016	14/05/2026	5,495,171	EUR	2,355,073.50	5,495,171	100.0%	Fully Drawn	Ministry of Water, Sanitation and Irrigation	The project enatils supply and installation of water and saniation services in Vihiga County	Project closed	Vihiga County	5,192,064	4.46	-	EUR 5,495,170.10 in 14 Equal Repayments starting 14/11/2019
2016032_1	Small Scale Irrigation and Value Addition Project - SIVAP	African Development Bank	Multilateral	GOK	01/01/2016	15/12/2035	39,546,000	USD	22,410,778.61	25,664,613	64.9%	13,893,130	State Department For Crops Development	The project focused on improving high value crop production through construction/rehabilitation of twelve (12) irrigation schemes (3,205 ha) in eleven counties.	Ongoing	Kitui, Makueni, Machakos, Tana River, Bomet, Meru, Tharaka Nithi, Nyandarua, Murang'a, Kajiado and Nyeri	-	-	-	USD 36,303,908.91 in 25 Equal Repayments starting 15/12/2023 AND USD 818,651.96 in 1 Equal Repayments starting 15/06/2023 AND USD 727,901.64 in 1 Equal Repayments starting 15/12/2022 AND USD 656,660.94 in 1 Equal Repayments starting 15/06/2022 AND USD 568,430.98 in 1 Equal Repayments starting 15/12/2021 AND USD 470,445.57 in 1 Equal Repayments starting 15/06/2021
2016031_1	Olkaria V Geothermal Power Development Project	Government of Japan	Bilateral	GOK	09/03/2016	20/04/2046	45,690,000	JPK	28,581,513.27	28,581,513	62.6%	17,108,487	State Department of Energy	The project entailed development of Olkaria V Geothermal Power	Ongoing project	Nakuru County	-	0.20	-	JPK 44,575,600.00 in 40 Equal Repayments starting 20/09/2026 AND JPK 1,114,400.00 in 1 Other Repayments starting 20/03/2026
2015101_2	Kenya Port Development Project - Phase II	Government of Japan	Bilateral	KPA	09/03/2015	20/04/2055	28,819,000	JPK	27,882,126.51	27,882,127	86.8%	936,873	State Department for Roads	The Project entails contrsuction works for the development of Mombasa Port	Implementation ongoing	Mombasa County	-	0.10	-	
2015101_1	Kenya Port Development Project - Phase II	Government of Japan	Bilateral	KPA	09/03/2015	20/04/2055	3,297,000	JPK	3,084,066.75	3,084,067	9.6%	212,933	State Department for Roads	The Project entails contrsuction works for the development of Mombasa Port	Implementation ongoing	Mombasa County	-	0.01	-	
2015036_1	Support to Water and Sanitation Services Peri-urban Areas	Govt of Fed. Republic of Germany - GTZ	Bilateral	GOK	28/09/2015	31/12/2055	28,000,000	EUR	16,502,567.69	16,502,568	58.9%	11,457,432	MoWSI, Athi Water Works Development Agency (AWWDA)	To finance to improvement of water and sanitation services in Nairobi and its satelite towns	Works Contract delays	Kajiado and Kiambu	7,919,248	1.50	-	EUR 460,000.00 in 1 Equal Repayments starting 30/12/2055 AND EUR 27,540,000.00 in 60 Equal Repayments starting 30/12/2025
2015035_1	Additional Financing-Kenya Water Security and Climate Resilience Project	International Development Association	Multilateral	GOK	07/09/2015	15/04/2053	2,159,695	XDR	2,024,714.08	2,159,695	100.0%	Fully Drawn	Ministry of Water	Improving water security and build climate resilience	Closed		-	0.75	-	XDR 33,745.51 in 1 Equal Repayments starting 15/04/2053 AND XDR 2,125,949.49 in 63 Equal Repayments starting 15/10/2021
2015034_1	Kenya Cereal Enhancement Programme-Climate Resilient Agricultural Livelihood Window-KCEP-CRAL	International Fund For Agricultural Dev.	Multilateral	GOK	26/08/2015	15/05/2055	43,850,000	XDR	28,780,481.91	28,780,482	65.6%	15,069,518	Ministry of Agriculture State Department for Crops	Increased Small holder farmers production and productivity, post harvest management and market linkages for targetted value chains while managing natural resources	On-going	Western Region Bungoma, Kakamega, Nakuru Nandi nad Trans Nzoia Eastern Region Embu, Tharaka Nithi, Kitui, Machakos, Makueni Coast Region Taita Taveta, Kwale nad Kilifi	-	0.75	-	XDR 43,850,000.00 in 60 Equal Repayments starting 15/11/2025
2015033_1	Sabor-Iten Tambach Water Supply Project -Keiyo District	BELFIUS BANK SA	Buyers Credit	GOK	12/08/2015	17/03/2032	9,364,753	EUR	6,243,168.68	9,364,753	100.0%	Fully Drawn	Ministry of Water, Sanitation and Irrigation	Project entailed the supply and installation of water and sanitation services in Sabor and Iten	Closed	Sabor, Iten in Elgeiyo Marakwet County	-	-	-	EUR 9,364,753.00 in 27 Equal Repayments starting 17/03/2019
2015032_1	Additional Financing for the Eastern Africa Public Health Laboratory Networking Project	International Development Association	Multilateral	GOK	21/10/2015	15/02/2053	7,193,260	XDR	6,631,187.67	7,193,260	100.0%	Fully Drawn	Ministry of health	The project entailed Public Health Laboratory research	Closed		-	0.75	-	XDR 7,080,759.63 in 63 Equal Repayments starting 15/02/2022 AND XDR 112,500.00 in 1 Equal Repayments starting 15/08/2021
2015031_9	Kenya Informal Settlement Improvement Program -KISIP	Agence Francaise De Development	Bilateral	GOK	17/12/2015	15/12/2040	4,815,575	USD	4,681,808.60	4,815,575	100.0%	Fully Drawn	State Department for Housing & Urban Development	Improve living conditions in informal settlements in selected cities in Kenya	Completed	Country wide	-	1.01	-	USD 4,815,574.56 in 36 Equal Repayments starting 15/06/2023
2015031_8	Kenya Informal Settlement Improvement Program -KISIP	Agence Francaise De Development	Bilateral	GOK	17/12/2015	15/12/2040	8,648,804	USD	8,408,559.01	8,648,804	100.0%	Fully Drawn	State Department for Housing & Urban Development	Improve living conditions in informal settlements in selected cities in Kenya	Completed	Country wide	-	0.85	-	USD 8,648,803.55 in 36 Equal Repayments starting 15/06/2023
2015031_7	Kenya Informal Settlement Improvement Program -KISIP	Agence Francaise De Development	Bilateral	GOK	17/12/2015	15/12/2040	6,658,070	USD	6,473,123.42	6,658,070	100.0%	Fully Drawn	State Department for Housing & Urban Development	Improve living conditions in informal settlements in selected cities in Kenya	Completed	Country wide	-	1.53	-	USD 6,658,069.80 in 36 Equal Repayments starting 15/06/2023

LOAN #	LOAN TITLE	CREDITOR NAME	CREDITOR CATEGORY	BORROWER	AGREEMENT DATE	MATURITY DATE	REVISED FINANCE AMOUNT (Tranche)	CURR	PRINCIPLE BALANCE AS AT 31/08/2023 (FX)	DRAWN AMOUNT	DISBURSEMENT RATE	UNDRAWN AMOUNT	IMPLEMENTING AGENCY	PROJECT DESCRIPTION	PROJECT IMPLEMENTATION STATUS	COUNTY	COMMITMENT FEES SIINCE 2012 (KSHS)	Fixed Interest Rate	Variable (Margin) Interest Rate	No. Principal Repayments
2015031_6	Kenya Informal Settlement Improvement Program -KISIP	Agence Francaise De Development	Bilateral	GOK	17/12/2015	15/12/2040	6,894,915	USD	6,703,389.93	6,894,915	100.0%	Fully Drawn	State Department for Housing & Urban Development	Improve living conditions in informal settlements in selected cities in Kenya	Completed	Country wide	-	2.43	-	USD 6,894,915.36 in 36 Equal Repayments starting 15/06/2023
2015031_4	Kenya Informal Settlement Improvement Program -KISIP	Agence Francaise De Development	Bilateral	GOK	17/12/2015	15/12/2040	5,201,546	USD	5,057,058.78	5,201,546	100.0%	Fully Drawn	State Department for Housing & Urban Development	Improve living conditions in informal settlements in selected cities in Kenya	Completed	Country wide	-	2.27	-	USD 5,201,546.17 in 36 Equal Repayments starting 15/06/2023
2015031_2	Kenya Informal Settlement Improvement Program -KISIP	Agence Francaise De Development	Bilateral	GOK	17/12/2015	15/12/2040	6,768,647	USD	6,580,628.58	6,768,647	100.0%	Fully Drawn	State Department for Housing & Urban Development	Improve living conditions in informal settlements in selected cities in Kenya	Completed	Country wide	69,116,353	1.86	-	USD 6,768,646.54 in 36 Equal Repayments starting 15/06/2023
2015030_1	Kenya Electricity Modernization Project - KeMP	International Development Association	Multilateral	GOK	29/06/2015	15/11/2052	172,600,000	XDR	148,331,747.67	161,816,123	93.8%	10,783,877	Ministry of Energy	The project entailed transmission of electricity	Closed		-	0.75	-	XDR 172,600,000.00 in 64 Equal Repayments starting 15/05/2021
2015029_1	Kenya Statistics Program for Results -KSPfR	International Development Association	Multilateral	GOK	02/10/2015	15/04/2053	35,222,076	XDR	32,997,076.19	35,222,076	100.0%	Fully Drawn	KNBS	The project entailed data dissemination	Closed		-	0.75	-	XDR 549,951.26 in 1 Equal Repayments starting 15/04/2053 AND XDR 32,447,124.93 in 59 Equal Repayments starting 15/10/2023 AND XDR 2,225,000.00 in 4 Equal Repayments starting 15/10/2021
2015025_1	Coastal Region Water Security and Climate Resilience Project - Mwache Dam	International Development Association	Multilateral	GOK	01/01/2015	15/10/2052	74,200,000	XDR	34,340,908.40	42,859,402	54.1%	34,062,217	Ministry of Water	Mwashe Dam Construction	Progressing well	Mombasa and Kilifi	-	0.75	-	XDR 74,200,000.00 in 64 Equal Repayments starting 15/04/2021
2015024_1	Design Engineering and Supply of Five Modula Metallic Bridges	Instituto De Credito:Kingdom Of Spain.	Bilateral	GOK	17/02/2015	08/07/2036	6,950,000	EUR	6,453,571.43	6,950,000	100.0%	Fully Drawn	State Department for Roads	The project involved design and supply of five modula metallic bridges	Closed project	Homabay County	-	1.04	-	EUR 6,950,000.00 in 28 Equal Repayments starting 08/01/2023
2015023_1	Kenya Nairobi-Naivasha Standard Gauge Railway Project	Exim Bank of China	Bilateral	GOK	03/12/2015	21/07/2036	1,397,927,373	USD	1,198,628,625.39	1,383,033,029	98.9%	14,894,344	State Department for Transport	The project involved the construction of railway line from Nairobi to Naivasha	Complete. The GoK will request undrawn amount to be cancelled	Numerous counties	1,205,443,956	-	3.43	USD 14,894,343.96 in 1 Equal Repayments starting 21/07/20.36 AND USD 1,383,033,029.40 in 30 Equal Repayments starting 21/01/2022
2015022_2	Ithanga Water Project	KBC BANK	Bilateral	GOK	23/11/2015	24/03/2032	1,093,894	EUR	729,262.99	1,093,894	100.0%	Fully Drawn	Ministry of Water, Sanitation and Irrigation	Project entails supply and installation of water and sanitation services in Ithanga Murangá County	Project closed	Ithanga, Murangá County	-	-	1.40	EUR 1,093,894.49 in 27 Equal Repayments starting 24/03/2019
2015022_1	Ithanga Water Project	KBC BANK	Bilateral	GOK	23/11/2015	24/03/2032	9,426,940	EUR	6,284,625.87	9,426,940	100.0%	Fully Drawn	Ministry of Water, Sanitation and Irrigation	Project entails supply and installation of water and sanitation services in Ithanga Murangá County	Project closed	Ithanga, Murangá County	14,896,374	0.65	-	EUR 9,426,940.46 in 27 Equal Repayments starting 24/03/2019
2015021_1	Kajiado Rural Water Supply Project - GOBE	Government of Belgium	Bilateral	GOK	28/09/2015	31/12/2045	8,160,000	EUR	8,160,000.00	8,160,000	100.0%	Fully Drawn	Ministry of Water, Sanitation and Irrigation	The project enatils drilling and equipping 50 boreholes in Kajiado County	Project closed	Kajiado County	-	-	-	EUR 8,160,000.00 in 20 Equal Repayments starting 31/12/2026
2015019_1	Kajiado Rural Water Supply Project - Bank	CommerzBank of Belgium	Buyers Credit	GOK	25/09/2015	28/10/2025	4,254,325	EUR	1,519,401.86	4,254,325	100.0%	Fully Drawn	Ministry of Water, Sanitation and Irrigation	The project enatils drilling and equipping 50 boreholes in Kajiado County	Project closed	Kajiado County	3,477,380	2.33	-	EUR 4,254,325.21 in 14 Equal Repayments starting 28/04/2019
2015017_1	Fire Fighting Equipment-Government of Belgium Portion	Government of Belgium	Bilateral	GOK	01/01/2015	31/12/2044	6,800,000	EUR	6,800,000.00	6,800,000	100.0%	Fully Drawn	Nairobi County	Supply and Installation of Fire Fighting Equipment in Nairobi County. The Project also had a capacity building compenent on Fire Management for the County	Project closed	Nairobi County	-	-	-	EUR 6,800,000.00 in 20 Equal Repayments starting 31/12/2025
2015016_1	Galana - Kulalu Food Security Project	Bank-Leumi LE-Israel B.M	Buyers Credit	GOK	31/08/2015	30/03/2026	46,936,905	USD	17,601,339.47	46,936,905	100.0%	Fully Drawn	State Department for Irrigation	The proect involved construction of 1000o acres of expansive galana kulalu project	Closed project	Tana River and Kwale Counties	57,571,473	-	2.30	USD 46,936,905.26 in 16 Equal Repayments starting 28/09/2018
2015015_1	Modernisation of Agriculture	Government of Poland	Bilateral	GOK	22/09/2015	15/05/2049	100,000,000	USD	21,063,250.00	21,612,500	21.6%	78,387,500	State Deparment of Livestock Development	The project involved supply of livestock value chain eqipments	The project implemeniation is ongoing	National wide	-	0.70	-	Various unequal repayments
2015014_2	Multinational Kenya-Tanzania Power Interconnection Project	African Development Fund	Multilateral	GOK	30/07/2015	01/05/2060	31,938,864	USD	28,491,679.93	31,938,864	100.0%	Fully Drawn	State Department for Energy/ Kenya Electricity Transmission Company	The project involves the consiruction of approximately 508km of transmission line between Kenya and Tanzania with a transfer capacity of upto 2000MW in either direction and associated substations in Isinya, Kenya and Arusha, Tanzania.	Ongoing	Kajiado	-	0.75	-	AUA 29,479,334.15 in 63 Equal Repayments starting 01/05/2024 AND AUA 445,182.51 in 1 Equal Repayments starting 01/11/2023 AND AUA 383,292.91 in 1 Equal Repayments starting 01/05/2023 AND AUA 365,410.30 in 1 Equal Repayments starting 01/11/2022 AND AUA 361,344.14 in 1 Equal Repayments starting 01/05/2022 AND AUA 347,150.19 in 1 Equal Repayments starting 01/11/2021 AND AUA 300,943.14 in 1 Equal Repayments starting 01/05/2021 AND AUA 256,206.77 in 1 Equal Repayments starting 01/11/2020
2015014_1	Multinational Kenya-Tanzania Power Interconnection Project	African Development Fund	Multilateral	GOK	30/07/2015	01/05/2060	4,308,389	AUA	-	Recorded in Tranche	Recorded in Tranche	5,396,978	State Department for Energy/ Kenya Electricity Transmission Company	The project involves the consiruction of approximately 508km of transmission line between Kenya and Tanzania with a transfer capacity of upto 2000MW in either direction and associated substations in Isinya, Kenya and Arusha, Tanzania.	Ongoing	Kajiado	-	-	-	AUA 4,308,389.46 in 70 Equal Repayments starting 01/11/2025

LOAN #	LOAN TITLE	CREDITOR NAME	CREDITOR CATEGORY	BORROWER	AGREEMENT DATE	MATURITY DATE	REVI... FINAN... AMOUNT (Tranche)	...ER	PRINCIPLE BALANCE AS AT 31/08/2023 (FX)	DRAWN AMOUNT	DISBURSEMENT RATE	UNDRAWN AMOUNT	IMPLEMENTING AGENCY	PRO... ...PTION	PROJECT IMPLEMENTATION STATUS	COUNTY	COMMITMENT FEES SIINCE 2012 (KSHS)	Fixed Interest Rate	Variable (Margin) Interest Rate	No. Principal Repayments
2015013_2	Support to Technical Vocational Education and Training for Relevant Skills Development - Phase II	African Development Fund	Multilateral	GOK	21/08/2015	01/04/2055	47,676,348	USD	43,819,175.44	47,676,348	100.0%	Fully Drawn	Ministry of Education	This intervention: i) will increase enrollment in Technical and Vocational Education and Training (TVET) and will widen access through the increase in the number of workshops and classrooms in 11 technical training institutes (IFT), including 4 specialized, and the construction of 16 university residences; provide 26 IFTs with training materials for science, technology, engineering and mathematics (STEM) education; ii) improve the quality and relevance of training in TVET, set up a publication, printing and evaluation center for the Council for the Development, Evaluation and Certification of Study Programs (CDACC)); iii) promote the development of entrepreneurship by training trainers and young people in entrepreneurship.	Ongoing	Nationwide	-	0.75	-	AUA 43,744,786.37 in 63 Equal Repayments starting 01/04/2024 AND AUA 678,427.01 in 1 Equal Repayments starting 01/10/2023 AND AUA 650,954.75 in 1 Equal Repayments starting 01/04/2023 AND AUA 618,727.52 in 1 Equal Repayments starting 01/10/2022 AND AUA 558,190.87 in 1 Equal Repayments starting 01/04/2022 AND AUA 527,830.11 in 1 Equal Repayments starting 01/10/2021 AND AUA 467,235.93 in 1 Equal Repayments starting 01/04/2021 AND AUA 430,195.33 in 1 Equal Repayments starting 01/10/2020
2015013_1	Support to Technical Vocational Education and Training for Relevant Skills Development - Phase II	African Development Fund	Multilateral	GOK	21/08/2015	01/04/2055	6,639,733	AUA	-	Recorded in Tranche	Recorded in Tranche	7,095,478	Ministry of Education	This intervention: i) will increase enrollment in Technical and Vocational Education and Training (TVET) and will widen access through the increase in the number of workshops and classrooms in 11 technical training institutes (IFT), including 4 specialized, and the construction of 16 university residences; provide 26 IFTs with training materials for science, technology, engineering and mathematics (STEM) education; ii) improve the quality and relevance of training in TVET, set up a publication, printing and evaluation center for the Council for the Development, Evaluation and Certification of Study Programs (CDACC)); iii) promote the development of entrepreneurship by training trainers and young people in entrepreneurship.	Ongoing	Nationwide	399,547,245	-	-	AUA 6,639,732.97 in 54 Equal Repayments starting 01/10/2025
2015012_1	Development of Solar Power Project in Garissa	Exim Bank of China	Bilateral	GOK	31/08/2015	21/03/2036	866,358,433	CNY	866,358,433.35	866,358,433	100.0%	Fully Drawn	State Department for Energy	-	Complete	Garrisa county	48,022,752	2.00	-	CNY 866,358,433.35 in 26 Equal Repayments starting 21/09/2023
2015011_1	Health Sector Policy for Attainment of the Universal Health Coverage	Government of Japan	Bilateral	GOK	17/08/2015	20/08/2055	4,000,000	JPK	4,000,000.00	4,000,000	100.0%	Fully Drawn	Ministry of Health	The project involved Health Sector Policy	Closed project	Country wide	7,795,664	0.25	-	JPK 3,930,420.00 in 60 Equal Repayments starting 20/02/2026 AND JPK 65,580.00 in 1 Other Repayments starting 20/08/2025 AND JPK 4,000.00 in 1 Other Repayments starting 20/02/2025
2015010_2	Itare Dam Project	Intesa SanPaolo	Buyers Credit	GOK	15/07/2015	28/10/2034	109,938,980	EUR	109,938,979.81	109,938,980	100.0%	Fully Drawn	State Department for Water and Sanitation	The project involved construction of Itare Dam Project	Stalled project	Nakuru County	-	-	1.15	EUR 109,938,979.81 in 30 Equal Repayments starting 15/01/2020
2015010_1	Itare Dam Project	Intesa SanPaolo	Buyers Credit	GOK	15/07/2015	28/10/2034	36,129,861	EUR	31,613,627.97	36,129,861	100.0%	Fully Drawn	State Department for Water and Sanitation	The project involved construction of Itare Dam Project	Stalled project	Nakuru County	963,685,565	-	4.60	EUR 36,129,860.54 in 8 Equal Repayments starting 15/01/2020
2015009_1	Cancer Care Treatment in Kisii Hospital Project	Arab Bank For Econ.Dev.In Africa	Multilateral	GOK	03/06/2015	30/04/2045	10,000,000	USD	58,054.79	58,055	0.6%	9,941,945	Ministry of Health	The project aims at providing the services of cancer detecting and treatment, mi imise the death rate and to reduce cost of treatment and travelling to the treaatment centres in Nairobi and outside the country.	Procurement of a contractor is on-going	Kisii County	-	1.00	-	USD 10,000,000.00 in 40 Equal Repayments starting 30/10/2025
2015008_1	East Africa Regional Transport, Trade and Development Facilitation	International Development Association	Multilateral	GOK	20/07/2015	15/05/2053	362,500,000	XDR	275,617,471.89	302,256,083	82.3%	64,226,278	State Department for Roads, ICT and National Treasury	Construction of Kenya South Sudan Link, improve digital connectivity and access to social services	Progressing well	Eldoret - Nadapal/Nakodo r Road Corridor	-	0.75	-	XDR 362,500,000.00 in 64 Equal Repayments starting 15/11/2021
2015007_1	Financial Sector Support	International Development Association	Multilateral	GOK	04/06/2015	01/02/2053	26,300,000	XDR	18,287,460.56	20,342,148	77.3%	5,957,852	The National Treasury	Increase access to financial services	Closed		-	0.75	-	XDR 26,300,000.00 in 64 Equal Repayments starting 01/08/2021
2015006_1	Health Financing for Basic Insurance for the Poor and Informally Employed	Govt of Fed. Republic of Germany - GTZ	Bilateral	GOK	26/02/2015	30/06/2055	20,000,000	EUR	-	Never Disbursed	Never Disbursed	20,000,000	MoH, NHIF	To facilitate universal health care through health financing for basic insurance for the poor and informally employed	Project had been suspended by KfW due to administrative issues at NHIF.	Country wide	-	0.75	-	EUR 17,384,000.00 in 53 Equal Repayments starting 30/06/2029 AND EUR 2,616,000.00 in 8 Equal Repayments starting 30/06/2025
2015005_1	Smallholder Irrigation in Mount Kenya Region Phase IV (SIMPK IV)	Govt of Fed. Republic of Germany - GTZ	Bilateral	GOK	26/02/2015	15/11/2059	8,000,000	EUR	2,768,680.67	2,852,818	34.6%	5,231,319	MoWSI	To finance smallholder irrigation programme in Mt. Kenya Region	The Subsidiary Loan Agreement (SL) signed in 2019 has been amended following the signing of supplemental Loan Agreement of Euro 2.5 million in 2022. This will allow further drawdown of facility	Kirinyaga, Embu and Tharaka Nithi.	1,387,605	2.25	-	EUR 160,000.00 in 4 Equal Repayments starting 15/05/2058 AND EUR 910,000.00 in 10 Equal Repayments starting 15/11/2050 AND EUR 2,340,000.00 in 60 Equal Repayments starting 15/05/2028 AND EUR 4,590,000.00 in 51 Equal Repayments starting 15/05/2025

LOAN #	LOAN TITLE	CREDITOR NAME	CREDITOR CATEGORY	BORROWER	AGREEMENT DATE	MATURITY DATE	REVI... FINAN... AMOUNT (Tranche)	...R	PRINCIPLE BALANCE AS AT 31/08/2023 (FX)	DRAWN AMOUNT	DISBURSEMENT RATE	UNDRAWN AMOUNT	IMPLEMENTING AGENCY	PROJ... ...PTION	PROJECT IMPLEMENTATION STATUS	COUNTY	COMMITMENT FEES SIINCE 2012 (KSHS)	Fixed Interest Rate	Variable (Margin) Interest Rate	No. Principal Repayments
2015004_2	Mombasa- Mariakani Highway Project Lot 1-Mombasa-Kwa Jomvu	African Development Fund	Multilateral	GOK	22/05/2015	01/04/2055	83,759,417	USD	73,309,535.84	83,759,417	100.0%	Fully Drawn	Ministry of Roads and Transport	This project involves dualling of Mombasa –Mariakani (41.7 km) road including construction of drainage structures, grade separated junctions, pedestrian foot bridges across the road, road safety features, walkways, street	Ongoing	Mombasa, Kilifi and Kwale	-	0.75	-	Various Unequal repayments
2015004_1	Mombasa- Mariakani Highway Project Lot 1-Mombasa-Kwa Jomvu	African Development Fund	Multilateral	GOK	22/05/2015	01/04/2055	19,582,014	AUA	-	Recorded in Tranche	Recorded in Tranche	23,223,965	Ministry of Roads and Transport	This project involves dualling of Mombasa –Mariakani (41.7 km) road including construction of drainage structures, grade separated junctions, pedestrian foot bridges across the road, road safety features, walkways, street	Ongoing	Mombasa, Kilifi and Kwale	-	-	-	AUA 19,582,013.78 in 1 Equal Repayments starting 01/04/2035
2015003_1	Additional Financing for Lake Victoria Environment Management Project	International Development Association	Multilateral	GOK	07/07/2015	15/05/2053	6,300,880	XDR	5,907,074.62	6,300,880	100.0%	Fully Drawn	Ministry of Fisheries and Blue Economy	Management of water haycints	Closed	Kisumu	-	0.75	-	XDR 98,451.46 in 1 Equal Repayments starting 15/05/2053 AND XDR 6,202,428.12 in 63 Equal Repayments starting 15/11/2021
2015001_1	Medical Equipment Package for the Kabarnet Hospital	Government of Austria	Bilateral	GOK	27/02/2015	26/02/2037	3,000,000	EUR	2,382,352.94	3,000,000	100.0%	Fully Drawn	Ministry of Health	The project involved supply of medical equipment in Kabarnet hospital	Closed project	Baringo County	4,965,767	1.00	-	EUR 3,000,000.00 in 34 Equal Repayments starting 26/08/2020
2014023_1	Regional Pastoral Livelihoods and Resilience Project	International Development Association	Multilateral	GOK	19/05/2014	15/02/2054	50,200,000	XDR	50,200,000.00	50,200,000	100.0%	Fully Drawn	State Department for Livestock Dvlpt	Project entailed improving of pastrolist Livelihoods	Closed		-	0.75	-	XDR 40,160,000.00 in 40 Equal Repayments starting 15/08/2034 AND XDR 10,040,000.00 in 20 Equal Repayments starting 15/08/2024
2014022_2	East Africa Centre of Excellence for skills and Tertiary Education in Biomedical Sciences	African Development Fund	Multilateral	GOK	17/12/2014	01/04/2060	22,133,443	USD	19,991,415.31	22,133,443	100.0%	Fully Drawn	Ministry of Health	Construction of East Africa Kidney Institute (EAKI) with a 160 bed teaching and refferal hospital facility for training, reserach and service delivery. The project will also support equiping of the facility to to support high level diagnostics work, treatment and training, training of health personnel and development of a research framework, Supporingt EAC regional integration agenda in Higher Education and implementation of EAC labour mobility protocols	Ongoing	Nairobi County	-	0.75	-	Various Unequal repayments
2014022_1	East Africa Centre of Excellence for skills and Tertiary Education in Biomedical Sciences	African Development Fund	Multilateral	GOK	17/12/2014	01/04/2060	8,893,530	AUA	-	Recorded in Tranche	Recorded in Tranche	9,634,875	Ministry of Health	Construction of East Africa Kidney Institute (EAKI) with a 160 bed teaching and refferal hospital facility for training, reserach and service delivery. The project will also support equiping of the facility to to support high level diagnostics work, treatment and training, training of health personnel and development of a research framework, Supporingt EAC regional integration agenda in Higher Education and implementation of EAC labour mobility protocols	Ongoing	Nairobi County	-	-	-	AUA 8,893,530.36 in 53 Equal Repayments starting 01/04/2033
2014021_2	Last Mile Connectivity Project	African Development Fund	Multilateral	GOK	18/12/2014	01/10/2059	109,553,219	USD	98,768,451.19	109,553,219	100.0%	Fully Drawn	State Department for Energy/ Kenya Power and Lighting Company	The Last Mile Connectivity Project aimed at maximising the use of selected KPLC's 45,000 distribution transformers, spread across the 47 counties in the countr	Ongoing	All 47 counties	-	0.75	-	Various Unequal repayments
2014021_1	Last Mile Connectivity Project	African Development Fund	Multilateral	GOK	18/12/2014	01/10/2059	11,052,250	AUA	-	Recorded in Tranche	Recorded in Tranche	11,257,841	State Department for Energy/ Kenya Power and Lighting Company	The Last Mile Connectivity Project aimed at maximising the use of selected KPLC's 45,000 distribution transformers, spread across the 47 counties in the countr	Ongoing	All 47 counties	-	-	-	AUA 11,052,249.62 in 70 Equal Repayments starting 01/04/2025
2014020_1	Clinical Laboratory and Radiology Services Improvement Project	Government of Belgium	Bilateral	GOK	14/08/2014	14/08/2043	4,584,970	EUR	3,828,804.54	3,828,805	83.5%	756,165	Ministry of Health	The project covers 50 Health Centers and consists of the supply of Equipment, Training and Maintenance Services in order to improve the delivery of diagnostic services in Kenya through Modernization Plan of Clinical Waste Laboratories and Diagnostic Radiological Services	The project implementation is ongoing	Nationwide	-	-	-	EUR 4,584,970.00 in 20 Equal Repayments starting 14/08/2024
2014019_1	Clinical Laboratory and Radiology Services Improvement Project-KBC Bank	KBC BANK	Bilateral	GOK	14/08/2014	25/02/2024	3,391,290	EUR	339,129.00	3,391,290	100.0%	Fully Drawn	Ministry of Health	The project covers 50 Health Centers and consists of the supply of Equipment, Training and Maintenance Services in order to improve the delivery of diagnostic services in Kenya through Modernization Plan of Clinical Waste Laboratories and Diagnostic Radiological Services	The project implementation is ongoing	Nationwide	4,091,324	1.54	-	EUR 3,391,290.00 in 10 Equal Repayments starting 25/08/2019
2014018_1	Digital Terrestrial Television Network	Instituto De Credito:Kingdom Of Spain.	Bilateral	GOK	19/11/2014	25/03/2035	10,017,871	EUR	8,904,771.97	10,017,871	100.0%	Fully Drawn	State Department for Broadcasting and Telecommunications	The project involved digital terrestrial television network	Closed project	Nationalwide	-	0.85	-	EUR 10,388,903.00 in 28 Equal Repayments starting 25/09/2021
2014017_1	FISH Quality Control Labaratories in Kenya	Instituto De Credito:Kingdom Of Spain.	Bilateral	GOK	10/11/2014	25/09/2036	5,740,824	EUR	5,064,226.76	5,453,783	95.0%	287,041	State Department for Fisheries and Blue Economy	The project involved construction fish quality laboratories	The final payment has not be made	Nationalwide	9,571	1.04	-	EUR 287,041.34 in 1 Equal Repayments starting 25/09/2036 AND EUR 5,453,782.66 in 28 Equal Repayments starting 25/09/2022

LOAN #	LOAN TITLE	CREDITOR NAME	CREDITOR CATEGORY	BORROWER	AGREEMENT DATE	MATURITY DATE	REVISED FINANCIAL AMOUNT (Tranche)	CUR	PRINCIPLE BALANCE AS AT 31/08/2023 (FX)	DRAWN AMOUNT	DISBURSEMENT RATE	UNDRAWN AMOUNT	IMPLEMENTING AGENCY	PROJECT DESCRIPTION	PROJECT IMPLEMENTATION STATUS	COUNTY	COMMITMENT FEES SIINCE 2012 (KSHS)	Fixed Interest Rate	Variable (Margin) Interest Rate	No. Principal Repayments
2014014_1	Kenya Petroleum Technical Assistance Project	International Development Association	Multilateral	GOK	14/08/2014	15/04/2052	28,852,682	XDR	25,805,806.96	28,852,682	100.0%	Fully Drawn	State Department for Petroleum	The project financed technical assistance on petroleum	Closed		-	0.75	-	XDR 444,927.49 in 1 Equal Repayments starting 15/04/2052 AND XDR 25,360,879.47 in 57 Equal Repayments starting 15/10/2023 AND XDR 3,046,875.00 in 6 Equal Repayments starting 15/10/2020
2014013_1	Nairobi Water Distribution Network	Govt of Fed. Republic of Germany - GTZ	Bilateral	GOK	26/06/2014	30/06/2029	22,441,650	EUR	14,941,649.65	22,441,650	100.0%	Fully Drawn	-	-	Closed	Closed	75,574,163	9.72	-	EUR 1,191,649.65 in 1 Equal Repayments starting 30/06/2029 AND EUR 15,000,000.00 in 12 Equal Repayments starting 30/06/2023 AND EUR 8,750,000.00 in 7 Equal Repayments starting 31/12/2019
2014012_1	Steamfield Development Bogoria-Silali Block	Govt of Fed. Republic of Germany - GTZ	Bilateral	GOK	10/07/2014	01/08/2029	72,390,952	EUR	43,005,850.29	77,371,565	96.6%	2,708,435	State Department of Energy	To finance water supply system, drilling of 15-20 geothermal wells, as well as undertaking project related consultances in Paka, Korosi and Silali.	Feasibility Study is under procurement for the 13 wells drilled for exploration at Paka	Baringo	125,617,486	1.15	-	EUR 80,000,000.00 in 21 Equal Repayments starting 01/08/2019
2014011_1	International Sovereign Bond 10 Year Tranche Due 2024	Citigroup Global Markets Deutschland AG	Commercial Bank	GOK	24/06/2014	28/06/2024	2,000,000,000	USD	2,000,000,000.00	2,000,000,000	100.0%	Fully Drawn		budget support			-	6.88	-	USD 2,000,000,000.00 in 1 Other Repayments starting 24/06/2024
2014010_1	Economic and Technical Cooperation	Government of China	Bilateral	GOK	10/05/2014	01/06/2033	150,000,000	CNY	8,530,000.00	8,530,000	5.7%	141,470,000	-	The project entailed building skills and knowledge tranfers	Closed. The undrawn amount to be cancelled		-	-	-	CNY 150,000,000.00 in 10 Equal Repayments starting 01/06/2024
2014009_1	Kenya Transport Sector Financing Agreement 2	International Development Association	Multilateral	GOK	31/03/2014	01/02/2054	131,651,404	XDR	131,651,403.78	131,651,404	100.0%	Fully Drawn	State Department for Transport	The project entailed onstruction of roads	Closed		-	0.75	-	XDR 105,321,123.20 in 40 Equal Repayments starting 01/08/2034 AND XDR 26,330,280.80 in 20 Equal Repayments starting 01/08/2024
2014008_1	Kenya Mombasa Nairobi Standard Gauge Railway Project (comm)	Exim Bank of China	Bilateral	GOK	11/05/2014	21/07/2029	1,903,404,827	USD	1,202,150,417.31	1,903,404,827	100.0%	Fully Drawn	State Department for Transport	-	Complete	Numerous counties	3,053,786,658	-	3.60	USD 2,003,584,028.87 in 20 Equal Repayments starting 21/01/2020
2014006_1	Kenya Mombasa Nairobi Standard Gauge Railway project	Exim Bank of China	Bilateral	GOK	11/05/2014	21/07/2034	1,600,000,000	USD	1,353,846,153.85	1,600,000,000	100.0%	Fully Drawn	State Department for Transport	-	Complete	Numerous counties	549,595,055	2.00	-	USD 1,600,000,000.00 in 26 Equal Repayments starting 21/01/2022
2014005_1	Export Credit for Fire Fighting Equipment For Nairobi Cosmopolitan	Unicredit Bank Austria	Buyers Credit	GOK	03/04/2014	30/06/2030	5,100,000	EUR	3,757,894.74	5,100,000	100.0%	Fully Drawn	State Department for Water and Sanitation	The project involved supply of fire figting equipment for Nairobi cosmopolitan	Closed project	Nairobi County	7,032,888	-	-	EUR 5,100,000.00 in 19 Equal Repayments starting 30/06/2021
2014004_9	Suppy and Installation of Digital Radio Network and solar Panels (Tsavo and Central Rift Conservation)	Government of France	Bilateral	GOK	14/03/2014	30/06/2037	189,581	EUR	170,622.90	189,581	100.0%	Fully Drawn	State Department for Broadcasting and Telecommunication	The project involved suppy and Installation of Digital Radio Network and solar Panels (Tsavo and Central Rift Conservation)	Completed	Taita-Taveta, Kilifi, Bomet, Kericho and Nakuru, Narok	-	0.73	-	EUR 189,581.00 in 30 Equal Repayments starting 31/03/2022
2014004_8	Suppy and Installation of Digital Radio Network and solar Panels (Tsavo and Central Rift Conservation)	Government of France	Bilateral	GOK	14/03/2014	30/06/2037	573,246	EUR	515,921.40	573,246	100.0%	Fully Drawn	State Department for Broadcasting and Telecommunication	The project involved suppy and Installation of Digital Radio Network and solar Panels (Tsavo and Central Rift Conservation)	Completed	Taita-Taveta, Kilifi, Bomet, Kericho and Nakuru, Narok	-	0.73	-	EUR 573,246.00 in 30 Equal Repayments starting 31/03/2022
2014004_7	Suppy and Installation of Digital Radio Network and solar Panels (Tsavo and Central Rift Conservation)	Government of France	Bilateral	GOK	14/03/2014	30/06/2037	159,007	EUR	142,558.00	159,007	100.0%	Fully Drawn	State Department for Broadcasting and Telecommunication	The project involved suppy and Installation of Digital Radio Network and solar Panels (Tsavo and Central Rift Conservation)	Completed	Taita-Taveta, Kilifi, Bomet, Kericho and Nakuru, Narok	-	0.73	-	EUR 159,007.00 in 29 Equal Repayments starting 31/03/2022 AND EUR 5,507.00 in 1 Equal Repayments starting 30/09/2021
2014004_6	Suppy and Installation of Digital Radio Network and solar Panels (Tsavo and Central Rift Conservation)	Government of France	Bilateral	GOK	14/03/2014	30/06/2037	614,180	EUR	548,375.00	614,180	100.0%	Fully Drawn	State Department for Broadcasting and Telecommunication	The project involved suppy and Installation of Digital Radio Network and solar Panels (Tsavo and Central Rift Conservation)	Completed	Taita-Taveta, Kilifi, Bomet, Kericho and Nakuru, Narok	-	0.73	-	EUR 636,115.00 in 29 Equal Repayments starting 31/12/2021 AND EUR 21,941.00 in 1 Equal Repayments starting 30/06/2021
2014004_5	Suppy and Installation of Digital Radio Network and solar Panels (Tsavo and Central Rift Conservation)	Government of France	Bilateral	GOK	14/03/2014	30/06/2037	1,074,808	EUR	959,650.00	1,074,808	100.0%	Fully Drawn	State Department for Broadcasting and Telecommunication	The project involved suppy and Installation of Digital Radio Network and solar Panels (Tsavo and Central Rift Conservation)	Completed	Taita-Taveta, Kilifi, Bomet, Kericho and Nakuru, Narok	-	0.73	-	EUR 1,113,194.00 in 29 Equal Repayments starting 30/09/2021 AND EUR 38,404.00 in 1 Equal Repayments starting 31/03/2021
2014004_4	Suppy and Installation of Digital Radio Network and solar Panels (Tsavo and Central Rift Conservation)	Government of France	Bilateral	GOK	14/03/2014	30/06/2037	1,070,050	EUR	878,968.00	1,070,050	100.0%	Fully Drawn	State Department for Broadcasting and Telecommunication	The project involved suppy and Installation of Digital Radio Network and solar Panels (Tsavo and Central Rift Conservation)	Completed	Taita-Taveta, Kilifi, Bomet, Kericho and Nakuru, Narok	-	0.73	-	EUR 1,108,264.00 in 29 Equal Repayments starting 31/12/2020 AND EUR 38,218.00 in 1 Equal Repayments starting 30/06/2020
2014004_3	Suppy and Installation of Digital Radio Network and solar Panels (Tsavo and Central Rift Conservation)	Government of France	Bilateral	GOK	14/03/2014	30/06/2037	1,070,050	EUR	878,968.00	1,070,050	100.0%	Fully Drawn	State Department for Broadcasting and Telecommunication	The project involved suppy and Installation of Digital Radio Network and solar Panels (Tsavo and Central Rift Conservation)	Completed	Taita-Taveta, Kilifi, Bomet, Kericho and Nakuru, Narok	-	0.73	-	EUR 1,108,264.00 in 29 Equal Repayments starting 30/09/2020 AND EUR 38,218.00 in 1 Equal Repayments starting 31/03/2020
2014004_2	Suppy and Installation of Digital Radio Network and solar Panels (Tsavo and Central Rift Conservation)	Government of France	Bilateral	GOK	14/03/2014	30/06/2037	1,070,050	EUR	840,752.00	1,070,050	100.0%	Fully Drawn	State Department for Broadcasting and Telecommunication	The project involved suppy and Installation of Digital Radio Network and solar Panels (Tsavo and Central Rift Conservation)	Completed	Taita-Taveta, Kilifi, Bomet, Kericho and Nakuru, Narok	-	0.73	-	EUR 1,108,264.00 in 29 Equal Repayments starting 30/06/2020 AND EUR 38,218.00 in 1 Equal Repayments starting 31/12/2019
2014004_11	Suppy and Installation of Digital Radio Network and solar Panels (Tsavo and Central Rift Conservation)	Government of France	Bilateral	GOK	14/03/2014	30/06/2037	94,791	EUR	88,452.00	94,791	100.0%	Fully Drawn	State Department for Broadcasting and Telecommunication	The project involved suppy and Installation of Digital Radio Network and solar Panels (Tsavo and Central Rift Conservation)	Completed	Taita-Taveta, Kilifi, Bomet, Kericho and Nakuru, Narok	-	0.73	-	EUR 91,611.00 in 29 Equal Repayments starting 30/06/2023 AND EUR 3,180.00 in 1 Equal Repayments starting 31/12/2022
2014004_10	Suppy and Installation of Digital Radio Network and solar Panels (Tsavo and Central Rift Conservation)	Government of France	Bilateral	GOK	14/03/2014	30/06/2037	713,783	EUR	666,176.00	713,783	100.0%	Fully Drawn	State Department for Broadcasting and Telecommunication	The project involved suppy and Installation of Digital Radio Network and solar Panels (Tsavo and Central Rift Conservation)	Completed	Taita-Taveta, Kilifi, Bomet, Kericho and Nakuru, Narok	-	0.73	-	EUR 689,968.00 in 29 Equal Repayments starting 31/03/2023 AND EUR 23,815.00 in 1 Equal Repayments starting 30/09/2022
2014004_1	Suppy and Installation of Digital Radio Network and solar Panels (Tsavo and Central Rift Conservation)	Government of France	Bilateral	GOK	14/03/2014	30/06/2037	14,985	EUR	-	Recorded in Tranche	Recorded in Tranche	14,985	State Department for Broadcasting and Telecommunication	The project involved suppy and Installation of Digital Radio Network and solar Panels (Tsavo and Central Rift Conservation)	Completed. The undrawn amount was cancelled.	Marsabit County	-	-	-	EUR 14,985.00 in 1 Equal Repayments starting 30/06/2034
2014003_2	Nairobi Outering Road improvement Project	African Development Fund	Multilateral	GOK	27/01/2014	01/10/2063	107,464,601	USD	107,464,601.10	107,464,601	100.0%	Fully Drawn	Ministry of Roads and Transport	The project involved improvement of the existing 13km single carriageway road to a 2 dual carriageway complete with service roads, 6 grade-separated intersections, pedestrian footbridges, walkways and cycle tracks	Completed	Nairobi	-	0.75	-	AUA 96,577,849.93 in 60 Equal Repayments starting 01/04/2034 AND AUA 10,886,751.17 in 20 Equal Repayments starting 01/04/2024

LOAN #	LOAN TITLE	CREDITOR NAME	CREDITOR CATEGORY	BORROWER	AGREEMENT DATE	MATURITY DATE	REVISED FINANCING AMOUNT (Tranche)	CURR	PRINCIPLE BALANCE AS AT 31/08/2023 (FX)	DRAWN AMOUNT	DISBURSEMENT RATE	UNDRAWN AMOUNT	IMPLEMENTING AGENCY	PROJECT DESCRIPTION	PROJECT IMPLEMENTATION STATUS	COUNTY	COMMITMENT FEES SIINCE 2012 (KSHS)	Fixed Interest Rate	Variable (Margin) Interest Rate	No. Principal Repayments
2014002_2	Thwake Multi purpose Water Development	African Development Fund	Multilateral	GOK	27/01/2014	01/11/2063	76,945,798	USD	76,939,997.78	76,945,798	100.0%	Fully Drawn	Ministry of Water and Sanitation	The project involves construction of 77 m high rockfill dam, one intake tower with three penstocks for hydropower, one draught outlet for water supply, one draught outlet for irrigation; one service spillway and one emergency spillway	Ongoing	Kitui and Makueni counties	-	0.75	-	AUA 61,845,620.76 in 60 Equal Repayments starting 01/05/2034 AND AUA 15,100,177.02 in 20 Equal Repayments starting 01/05/2024
2014002_1	Thwake Multi purpose Water Development	African Development Fund	Multilateral	GOK	27/01/2014	01/11/2063	6,483,863	AUA	-	Recorded in Tranche	Recorded in Tranche	6,488,272	Ministry of Water and Sanitation	The project involves construction of 77 m high rockfill dam, one intake tower with three penstocks for hydropower, one draught outlet for water supply, one draught outlet for irrigation; one service spillway and one emergency spillway	Ongoing	Kitui and Makueni counties	-	-	-	AUA 6,007,819.25 in 60 Equal Repayments starting 01/05/2034 AND AUA 476,044.01 in 20 Equal Repayments starting 01/05/2024
2014001_1	Kenya Water Security and Climate Resilience Project- Lower Nzoia Irrigation Project Phase 1	Govt of Fed. Republic of Germany - GTZ	Bilateral	GOK	24/01/2014	31/12/2053	15,000,000	EUR	10,151,433.24	10,151,433	67.7%	4,848,567	MoWSI,	To finance climate resilience and water security for economic growth by financing water investment by progressively building longer term investment pipelines	Reduction of Initial project targets due to The escalation of project costs.N76 Backlog of Consultant invoices (GFA, Tractabel) at NIA, MoWSI.	Siaya and Busia	-	1.50	-	EUR 15,000,000.00 in 60 Equal Repayments starting 30/06/2024
2013032_1	Rural Electrification in Five Regions	Abu Dhabi Fund for Arab Econ Cooperation	Bilateral	GOK	23/09/2013	30/11/2032	36,730,000	AED	17,672,045.77	30,294,839	82.1%	6,573,154	State Department for Roads	The project entailed rural electrification in Eastern, Western, Nyanza, Central and Coast Regions	ongoing	National wide	-	2.50	-	AED 1,234,000.00 in 1 Equal Repayments starting 30/11/2032 AND AED 12,240,000.00 in 10 Equal Repayments starting 30/11/2027 AND AED 10,771,200.00 in 8 Equal Repayments starting 30/11/2023 AND AED 1,468,800.00 in 1 Equal Repayments starting 30/05/2023 AND AED 1,224,000.00 in 1 Equal Repayments starting 30/11/2022 AND AED 2,448,000.00 in 2 Equal Repayments starting 30/11/2021 AND AED 7,344,000.00 in 6 Equal Repayments starting 30/05/2018
2013031_1	Rural Electrification in Five Regions Project	Saudi Development Fund	Bilateral	GOK	06/09/2013	31/05/2043	45,000,000	SAR	17,366,342.59	17,366,343	38.6%	27,633,657	Ministry of Energy	Provision of electricity to public facilities and householdsin the rural areas	The project is Progressing well at 80%. To be completed by June, 2024	counties of Turkana, Mandera, Wajir, Laikipia and Samburu	-	1.00	-	SAR 45,000,000.00 in 40 Equal Repayments starting 30/11/2023
2013030_1	Nuno Modogashe Road Project	Saudi Development Fund	Bilateral	GOK	06/09/2013	31/05/2043	56,250,000	SAR	37,277,426.45	37,277,426	66.3%	18,972,574	State Department for Roads	The project entails Upgrading of the existing Nuno Modogashe Road to Bitumen standard, which is a section of the road that connects Garissa town to Wajir town. The road comprise of the gravel with an earth section with drainage culverts	Completed. The undrawn amount was cancelled.	Garissa County	-	1.00	-	SAR 56,250,000.00 in 40 Equal Repayments starting 30/11/2023
2013023_1	Additional Financing for Cash Transfer for Orphans and Vulnerable Children	International Development Association	Multilateral	GOK	05/12/2013	15/10/2053	6,564,415	XDR	6,564,415.08	6,564,415	100.0%	Fully Drawn	State Department for Social Services	The project overed cash transfers to OVC	Closed	47 Counties	-	0.75	-	XDR 5,251,532.06 in 40 Equal Repayments starting 15/04/2034 AND XDR 1,312,883.02 in 20 Equal Repayments starting 15/04/2024
2013022_1	Turnkey Construction of Drinking Water Facilities in Iten and Tambach	BELFIUS BANK SA	Buyers Credit	GOK	04/10/2013	15/03/2030	15,045,709	EUR	7,801,478.94	15,045,709	100.0%	Fully Drawn	Ministry of Water, Sanitation and Irrigation	Project entailed the supply and installation of water and sanitation services in Sabor and Iten	Closed	Sabor, Iten in Elgeiyo Marakwet County	-	-	-	EUR 557,248.42 in 1 Other Repayments starting 15/03/2030 AND EUR 14,488,460.00 in 26 Equal Repayments starting 16/03/2017
2013021_1	Rehabilitation of Water Supply and Sewarage for Oloitokitok Town Project	Arab Bank For Econ.Dev.In Africa	Multilateral	GOK	04/09/2013	01/08/2045	10,000,000	USD	8,678,125.22	8,678,125	86.8%	1,321,875	-	The project involved rehabilitation of Water Supply and Sewarage for Oloitokitok Town Project	Closed. The undrawn amount to be cancelled.	Kajiado County	-	1.00	-	Various unequal repayments
2013020_1	Kenya Electricity Expansion Project	Organisation of Petroleum Exp Countries	Multilateral	GOK	04/02/2013	15/08/2035	15,000,000	USD	10,084,777.93	13,084,778	87.2%	1,915,222	State Department for Roads	The project is to support Kenyas NorthEastern provincein achieving its full economic potential and improve the socio-economic welfare of its population through upgrading the Isiolo-Modogashe - Wajir-Mandera corridor	The project is at the procurenment of project consultant	Wajir and Isiolo Counties	-	2.75	-	USD 15,000,000.00 in 30 Equal Repayments starting 15/02/2021
2013019_2	Kenyatta International Airport Emergency Terminal Construcion - Amendment of 2004007	African Development Fund	Multilateral	GOK	24/12/2013	01/05/2033	14,690,000	AUA	-	Recorded in Tranche	Recorded in Tranche	14,690,000	Kenya Airport Authority	The project funds will be utilised to finance the construction of an interim terminal at the Jomo Kenyatta International Airport (JKIA)	Completed	Nairobi	-	-	-	AUA 14,690,000.00 in 20 Equal Repayments starting 01/11/2023
2013019_1	Kenyatta International Airport Emergency Terminal Construcion - Amendment of 2004007	African Development Fund	Multilateral	GOK	24/12/2013	01/05/2033	3,130,000	AUA	-	Recorded in Tranche	Recorded in Tranche	3,130,000	Kenya Airport Authority	The project funds will be utilised to finance the construction of an interim terminal at the Jomo Kenyatta International Airport (JKIA)	Completed	Nairobi	-	-	-	AUA 3,130,000.00 in 20 Equal Repayments starting 01/11/2023
2013018_9	Ethiopia Power Interconnector Project	Agence Francaise De Development	Bilateral	GOK	16/12/2013	31/07/2034	3,970,560	EUR	3,308,799.97	3,970,560	100.0%	Fully Drawn	State Department for Energy	The project involves construction, between Kenya and Ethiopia, of an electrical interconnector consisting of a 500 kilovolt high-voltage	-	-	-	-	0.32	-	EUR 4,301,439.96 in 26 Equal Repayments starting 31/01/2021
2013018_7	Ethiopia Power Interconnector Project	Agence Francaise De Development	Bilateral	GOK	16/12/2013	31/07/2034	12,076,321	EUR	10,063,600.54	12,076,321	100.0%	Fully Drawn	State Department for Energy	The project involves construction, between Kenya and Ethiopia, of an electrical interconnector consisting of a 500 kilovolt high-voltage	Completed	-	-	0.25	-	EUR 13,082,680.70 in 26 Equal Repayments starting 31/01/2021
2013018_5	Ethiopia Power Interconnector Project	Agence Francaise De Development	Bilateral	GOK	16/12/2013	31/07/2034	4,862,389	EUR	4,051,990.48	4,862,389	100.0%	Fully Drawn	State Department for Energy	The project involves construction, between Kenya and Ethiopia, of an electrical interconnector consisting of a 500 kilovolt high-voltage	Completed	-	-	0.25	-	EUR 5,267,587.63 in 26 Equal Repayments starting 31/01/2021
2013018_4	Ethiopia Power Interconnector Project	Agence Francaise De Development	Bilateral	GOK	16/12/2013	31/07/2034	5,620,917	EUR	4,684,097.50	5,620,917	100.0%	Fully Drawn	State Department for Energy	The project involves construction, between Kenya and Ethiopia, of an electrical interconnector consisting of a 500 kilovolt high-voltage	Completed	-	-	0.25	-	EUR 6,089,326.75 in 26 Equal Repayments starting 31/01/2021
2013018_27	Ethiopia Power Interconnector Project	Agence Francaise De Development	Bilateral	GOK	16/12/2013	31/07/2034	29,285,248	EUR	22,527,114.09	29,285,248	100.0%	Fully Drawn	State Department for Energy	The project involves construction, between Kenya and Ethiopia, of an electrical interconnector consisting of a 500 kilovolt high-voltage	Completed	-	-	0.25	-	EUR 29,285,248.32 in 26 Equal Repayments starting 31/01/2021

LOAN #	LOAN TITLE	CREDITOR NAME	CREDITOR CATEGORY	BORROWER	AGREEMENT DATE	MATURITY DATE	REVIS FINANC AMOUNT (Tranche)	R	PRINCIPLE BALANCE AS AT 31/08/2023 (FX)	DRAWN AMOUNT	DISBURSEMENT RATE	UNDRAWN AMOUNT	IMPLEMENTING AGENCY	PRO PTION	PROJECT IMPLEMENTATION STATUS	COUNTY	COMMITMENT FEES SIINCE 2012 (KSHS)	Fixed Interest Rate	Variable (Margin) Interest Rate	No. Principal Repayments
2013018_26	Ethiopia Power Interconnector Project	Agence Francaise De Development	Bilateral	GOK	16/12/2013	31/07/2034	800,875	EUR	616,057.82	800,875	100.0%	Fully Drawn	State Department for Energy	The project involves construction, between Kenya and Ethiopia, of an electrical interconnector consisting of a 500 kilovolt high-voltage	Completed	-	-	0.25	-	EUR 800,875.17 in 26 Equal Repayments starting 31/01/2021
2013018_25	Ethiopia Power Interconnector Project	Agence Francaise De Development	Bilateral	GOK	16/12/2013	31/07/2034	1,909,331	EUR	1,468,715.86	1,909,331	100.0%	Fully Drawn	State Department for Energy	The project involves construction, between Kenya and Ethiopia, of an electrical interconnector consisting of a 500 kilovolt high-voltage	Completed	-	-	0.25	-	EUR 1,909,330.62 in 26 Equal Repayments starting 31/01/2021
2013018_24	Ethiopia Power Interconnector Project	Agence Francaise De Development	Bilateral	GOK	16/12/2013	31/07/2034	327,015	EUR	272,512.26	327,015	100.0%	Fully Drawn	State Department for Energy	The project involves construction, between Kenya and Ethiopia, of an electrical interconnector consisting of a 500 kilovolt high-voltage	Completed	-	-	0.25	-	EUR 354,265.94 in 26 Equal Repayments starting 31/01/2021
2013018_23	Ethiopia Power Interconnector Project	Agence Francaise De Development	Bilateral	GOK	16/12/2013	31/07/2034	309,951	EUR	258,292.90	309,951	100.0%	Fully Drawn	State Department for Energy	The project involves construction, between Kenya and Ethiopia, of an electrical interconnector consisting of a 500 kilovolt high-voltage	Completed	-	-	0.25	-	EUR 335,780.77 in 26 Equal Repayments starting 31/01/2021
2013018_22	Ethiopia Power Interconnector Project	Agence Francaise De Development	Bilateral	GOK	16/12/2013	31/07/2034	1,270,000	EUR	1,058,333.28	1,270,000	100.0%	Fully Drawn	State Department for Energy	The project involves construction, between Kenya and Ethiopia, of an electrical interconnector consisting of a 500 kilovolt high-voltage	Completed	-	-	0.25	-	EUR 158,749.89 in 2 Equal Repayments starting 31/07/2033 AND EUR 1,217,083.41 in 23 Equal Repayments starting 31/01/2021
2013018_21	Ethiopia Power Interconnector Project	Agence Francaise De Development	Bilateral	GOK	16/12/2013	31/07/2034	2,591,452	EUR	2,159,543.02	2,591,452	100.0%	Fully Drawn	State Department for Energy	The project involves construction, between Kenya and Ethiopia, of an electrical interconnector consisting of a 500 kilovolt high-voltage	Completed	-	-	0.25	-	EUR 2,807,405.93 in 26 Equal Repayments starting 31/01/2021
2013018_20	Ethiopia Power Interconnector Project	Agence Francaise De Development	Bilateral	GOK	16/12/2013	31/07/2034	398,065	EUR	331,721.03	398,065	100.0%	Fully Drawn	State Department for Energy	The project involves construction, between Kenya and Ethiopia, of an electrical interconnector consisting of a 500 kilovolt high-voltage	Completed	-	-	0.25	-	EUR 431,237.34 in 26 Equal Repayments starting 31/01/2021
2013018_2	Ethiopia Power Interconnector Project	Agence Francaise De Development	Bilateral	GOK	16/12/2013	31/07/2034	1,093,295	EUR	911,078.75	1,093,295	100.0%	Fully Drawn	State Department for Energy	The project involves construction, between Kenya and Ethiopia, of an electrical interconnector consisting of a 500 kilovolt high-voltage	Completed	-	-	0.25	-	EUR 1,184,402.38 in 26 Equal Repayments starting 31/01/2021
2013018_19	Ethiopia Power Interconnector Project	Agence Francaise De Development	Bilateral	GOK	16/12/2013	31/07/2034	2,209,766	EUR	1,841,472.01	2,209,766	100.0%	Fully Drawn	State Department for Energy	The project involves construction, between Kenya and Ethiopia, of an electrical interconnector consisting of a 500 kilovolt high-voltage	Completed	-	-	0.25	-	EUR 2,393,913.61 in 26 Equal Repayments starting 31/01/2021
2013018_18	Ethiopia Power Interconnector Project	Agence Francaise De Development	Bilateral	GOK	16/12/2013	31/07/2034	60,571	EUR	50,476.08	60,571	100.0%	Fully Drawn	State Department for Energy	The project involves construction, between Kenya and Ethiopia, of an electrical interconnector consisting of a 500 kilovolt high-voltage	Completed	-	-	0.25	-	EUR 65,618.91 in 26 Equal Repayments starting 31/01/2021
2013018_17	Ethiopia Power Interconnector Project	Agence Francaise De Development	Bilateral	GOK	16/12/2013	31/07/2034	49,480	EUR	41,233.73	49,480	100.0%	Fully Drawn	State Department for Energy	The project involves construction, between Kenya and Ethiopia, of an electrical interconnector consisting of a 500 kilovolt high-voltage	Completed	-	-	0.25	-	EUR 53,603.85 in 26 Equal Repayments starting 31/01/2021
2013018_16	Ethiopia Power Interconnector Project	Agence Francaise De Development	Bilateral	GOK	16/12/2013	31/07/2034	160,967	EUR	134,139.25	160,967	100.0%	Fully Drawn	State Department for Energy	The project involves construction, between Kenya and Ethiopia, of an electrical interconnector consisting of a 500 kilovolt high-voltage	Completed	-	-	0.25	-	EUR 174,381.03 in 26 Equal Repayments starting 31/01/2021
2013018_15	Ethiopia Power Interconnector Project	Agence Francaise De Development	Bilateral	GOK	16/12/2013	31/07/2034	2,181,252	EUR	1,817,709.61	2,181,252	100.0%	Fully Drawn	State Department for Energy	The project involves construction, between Kenya and Ethiopia, of an electrical interconnector consisting of a 500 kilovolt high-voltage	Completed	-	-	0.25	-	EUR 2,363,022.49 in 26 Equal Repayments starting 31/01/2021
2013018_14	Ethiopia Power Interconnector Project	Agence Francaise De Development	Bilateral	GOK	16/12/2013	31/07/2034	1,161,955	EUR	968,295.68	1,161,955	100.0%	Fully Drawn	State Department for Energy	The project involves construction, between Kenya and Ethiopia, of an electrical interconnector consisting of a 500 kilovolt high-voltage	Completed	-	-	0.25	-	EUR 1,258,784.38 in 26 Equal Repayments starting 31/01/2021
2013018_13	Ethiopia Power Interconnector Project	Agence Francaise De Development	Bilateral	GOK	16/12/2013	31/07/2034	7,092,691	EUR	5,910,575.82	7,092,691	100.0%	Fully Drawn	State Department for Energy	The project involves construction, between Kenya and Ethiopia, of an electrical interconnector consisting of a 500 kilovolt high-voltage	Completed	-	-	0.25	-	EUR 7,683,748.56 in 26 Equal Repayments starting 31/01/2021
2013018_12	Ethiopia Power Interconnector Project	Agence Francaise De Development	Bilateral	GOK	16/12/2013	31/07/2034	3,316,405	EUR	2,763,670.59	3,316,405	100.0%	Fully Drawn	State Department for Energy	The project involves construction, between Kenya and Ethiopia, of an electrical interconnector consisting of a 500 kilovolt high-voltage	Completed	-	-	0.25	-	EUR 3,592,771.77 in 26 Equal Repayments starting 31/01/2021
2013018_11	Ethiopia Power Interconnector Project	Agence Francaise De Development	Bilateral	GOK	16/12/2013	31/07/2034	2,940,301	EUR	2,450,250.98	2,940,301	100.0%	Fully Drawn	State Department for Energy	The project involves construction, between Kenya and Ethiopia, of an electrical interconnector consisting of a 500 kilovolt high-voltage	Completed	-	-	0.25	-	EUR 3,185,326.28 in 26 Equal Repayments starting 31/01/2021
2013018_10	Ethiopia Power Interconnector Project	Agence Francaise De Development	Bilateral	GOK	16/12/2013	31/07/2034	2,772,382	EUR	2,310,318.62	2,772,382	100.0%	Fully Drawn	State Department for Energy	The project involves construction, between Kenya and Ethiopia, of an electrical interconnector consisting of a 500 kilovolt high-voltage	Completed	-	-	0.25	-	EUR 3,003,414.21 in 26 Equal Repayments starting 31/01/2021
2013017_8	Nothern Collector Phase 1(Expansion of Nairobi Water Suppy)	Agence Francaise De Development	Bilateral	GOK	16/12/2013	31/10/2044	557,589	EUR	508,390.32	557,589	100.0%	Fully Drawn	Athi Water Works Development Agency	Scale up access to Drinking Water in Nairobi	Last component of the project is being implemented	Nairobi	-	0.25	-	EUR 557,589.38 in 34 Equal Repayments starting 30/04/2022
2013017_7	Nothern Collector Phase 1(Expansion of Nairobi Water Suppy)	Agence Francaise De Development	Bilateral	GOK	16/12/2013	31/10/2044	1,795,557	EUR	1,637,124.84	1,795,557	100.0%	Fully Drawn	Athi Water Works Development Agency	Scale up access to Drinking Water in Nairobi	Last component of the project is being implemented	Nairobi	-	0.25	-	EUR 1,795,557.37 in 34 Equal Repayments starting 30/04/2022
2013017_6	Nothern Collector Phase 1(Expansion of Nairobi Water Suppy)	Agence Francaise De Development	Bilateral	GOK	16/12/2013	31/10/2044	3,518,063	EUR	3,207,645.44	3,518,063	100.0%	Fully Drawn	Athi Water Works Development Agency	Scale up access to Drinking Water in Nairobi	Last component of the project is being implemented	Nairobi	-	0.50	-	EUR 3,518,062.74 in 34 Equal Repayments starting 30/04/2022
2013017_5	Nothern Collector Phase 1(Expansion of Nairobi Water Suppy)	Agence Francaise De Development	Bilateral	GOK	16/12/2013	31/10/2044	11,354,034	EUR	10,352,207.65	11,354,034	100.0%	Fully Drawn	Athi Water Works Development Agency	Scale up access to Drinking Water in Nairobi	Last component of the project is being implemented	Nairobi	-	0.25	-	EUR 11,354,034.20 in 34 Equal Repayments starting 30/04/2022
2013017_43	Nothern Collector Phase 1(Expansion of Nairobi Water Suppy)	Agence Francaise De Development	Bilateral	GOK	16/12/2013	31/10/2044	474,139	EUR	474,139.31	474,139	100.0%	Fully Drawn	Athi Water Works Development Agency	Scale up access to Drinking Water in Nairobi	Last component of the project is being implemented	Nairobi	-	1.61	-	EUR 474,139.31 in 34 Equal Repayments starting 31/10/2023
2013017_42	Nothern Collector Phase 1(Expansion of Nairobi Water Suppy)	Agence Francaise De Development	Bilateral	GOK	16/12/2013	31/10/2044	9,334,939	EUR	9,334,938.64	9,334,939	100.0%	Fully Drawn	Athi Water Works Development Agency	Scale up access to Drinking Water in Nairobi	Last component of the project is being implemented	Nairobi	-	2.13	-	EUR 9,334,938.64 in 34 Equal Repayments starting 31/10/2023

LOAN #	LOAN TITLE	CREDITOR NAME	CREDITOR CATEGORY	BORROWER	AGREEMENT DATE	MATURITY DATE	REVIS... FINAN... AMOUNT (Tranche)	...R	PRINCIPLE BALANCE AS AT 31/08/2023 (FX)	DRAWN AMOUNT	DISBURSEMENT RATE	UNDRAWN AMOUNT	IMPLEMENTING AGENCY	PROJ... ...PTION	PROJECT IMPLEMENTATION STATUS	COUNTY	COMMITMENT FEES SIINCE 2012 (KSHS)	Fixed Interest Rate	Variable (Margin) Interest Rate	No. Principal Repayments
2013017_41	Nothern Collector Phase 1(Expansion of Nairobi Water Suppy)	Agence Francaise De Development	Bilateral	GOK	16/12/2013	31/10/2044	1,504,920	EUR	1,504,920.01	1,504,920	100.0%	Fully Drawn	Athi Water Works Development Agency	Scale up access to Drinking Water in Nairobi	Last component of the project is being implemented	Nairobi	-	0.72	-	EUR 1,504,920.01 in 34 Equal Repayments starting 31/10/2023
2013017_40	Nothern Collector Phase 1(Expansion of Nairobi Water Suppy)	Agence Francaise De Development	Bilateral	GOK	16/12/2013	31/10/2044	472,239	EUR	472,238.87	472,239	100.0%	Fully Drawn	Athi Water Works Development Agency	Scale up access to Drinking Water in Nairobi	Last component of the project is being implemented	Nairobi	-	0.25	-	EUR 472,238.87 in 34 Equal Repayments starting 31/10/2023
2013017_4	Nothern Collector Phase 1(Expansion of Nairobi Water Suppy)	Agence Francaise De Development	Bilateral	GOK	16/12/2013	31/10/2044	2,759,884	EUR	2,516,364.99	2,759,884	100.0%	Fully Drawn	Athi Water Works Development Agency	Scale up access to Drinking Water in Nairobi	Last component of the project is being implemented	Nairobi	-	0.25	-	EUR 2,759,884.18 in 34 Equal Repayments starting 30/04/2022
2013017_39	Nothern Collector Phase 1(Expansion of Nairobi Water Suppy)	Agence Francaise De Development	Bilateral	GOK	16/12/2013	31/10/2044	1,204,894	EUR	1,204,893.78	1,204,894	100.0%	Fully Drawn	Athi Water Works Development Agency	Scale up access to Drinking Water in Nairobi	Last component of the project is being implemented	Nairobi	-	0.25	-	EUR 1,204,893.78 in 34 Equal Repayments starting 31/10/2023
2013017_38	Nothern Collector Phase 1(Expansion of Nairobi Water Suppy)	Agence Francaise De Development	Bilateral	GOK	16/12/2013	31/10/2044	1,179,016	EUR	1,074,984.83	1,179,016	100.0%	Fully Drawn	Athi Water Works Development Agency	Scale up access to Drinking Water in Nairobi	Last component of the project is being implemented	Nairobi	-	0.25	-	EUR 1,179,015.62 in 34 Equal Repayments starting 30/04/2022
2013017_37	Nothern Collector Phase 1(Expansion of Nairobi Water Suppy)	Agence Francaise De Development	Bilateral	GOK	16/12/2013	31/10/2044	1,067,099	EUR	972,943.13	1,067,099	100.0%	Fully Drawn	Athi Water Works Development Agency	Scale up access to Drinking Water in Nairobi	Last component of the project is being implemented	Nairobi	-	0.25	-	EUR 1,067,098.92 in 34 Equal Repayments starting 30/04/2022
2013017_36	Nothern Collector Phase 1(Expansion of Nairobi Water Suppy)	Agence Francaise De Development	Bilateral	GOK	16/12/2013	31/10/2044	2,541,344	EUR	2,317,108.17	2,541,344	100.0%	Fully Drawn	Athi Water Works Development Agency	Scale up access to Drinking Water in Nairobi	Last component of the project is being implemented	Nairobi	-	0.25	-	EUR 2,541,344.44 in 34 Equal Repayments starting 30/04/2022
2013017_35	Nothern Collector Phase 1(Expansion of Nairobi Water Suppy)	Agence Francaise De Development	Bilateral	GOK	16/12/2013	31/10/2044	1,499,422	EUR	1,367,120.08	1,499,422	100.0%	Fully Drawn	Athi Water Works Development Agency	Scale up access to Drinking Water in Nairobi	Last component of the project is being implemented	Nairobi	-	0.25	-	EUR 1,499,422.02 in 34 Equal Repayments starting 30/04/2022
2013017_34	Nothern Collector Phase 1(Expansion of Nairobi Water Suppy)	Agence Francaise De Development	Bilateral	GOK	16/12/2013	31/10/2044	490,808	EUR	447,501.31	490,808	100.0%	Fully Drawn	Athi Water Works Development Agency	Scale up access to Drinking Water in Nairobi	Last component of the project is being implemented	Nairobi	-	0.25	-	EUR 490,807.89 in 34 Equal Repayments starting 30/04/2022
2013017_33	Nothern Collector Phase 1(Expansion of Nairobi Water Suppy)	Agence Francaise De Development	Bilateral	GOK	16/12/2013	31/10/2044	3,000,000	EUR	2,735,294.12	3,000,000	100.0%	Fully Drawn	Athi Water Works Development Agency	Scale up access to Drinking Water in Nairobi	Last component of the project is being implemented	Nairobi	-	0.25	-	EUR 3,000,000.00 in 34 Equal Repayments starting 30/04/2022
2013017_32	Nothern Collector Phase 1(Expansion of Nairobi Water Suppy)	Agence Francaise De Development	Bilateral	GOK	16/12/2013	31/10/2044	1,455,303	EUR	1,326,893.47	1,455,303	100.0%	Fully Drawn	Athi Water Works Development Agency	Scale up access to Drinking Water in Nairobi	Last component of the project is being implemented	Nairobi	-	0.25	-	EUR 1,455,302.52 in 34 Equal Repayments starting 30/04/2022
2013017_31	Nothern Collector Phase 1(Expansion of Nairobi Water Suppy)	Agence Francaise De Development	Bilateral	GOK	16/12/2013	31/10/2044	2,701,269	EUR	2,462,921.99	2,701,269	100.0%	Fully Drawn	Athi Water Works Development Agency	Scale up access to Drinking Water in Nairobi	Last component of the project is being implemented	Nairobi	-	0.25	-	EUR 2,701,269.28 in 34 Equal Repayments starting 30/04/2022
2013017_30	Nothern Collector Phase 1(Expansion of Nairobi Water Suppy)	Agence Francaise De Development	Bilateral	GOK	16/12/2013	31/10/2044	1,601,176	EUR	1,459,895.77	1,601,176	100.0%	Fully Drawn	Athi Water Works Development Agency	Scale up access to Drinking Water in Nairobi	Last component of the project is being implemented	Nairobi	-	0.25	-	EUR 1,601,176.01 in 34 Equal Repayments starting 30/04/2022
2013017_29	Nothern Collector Phase 1(Expansion of Nairobi Water Suppy)	Agence Francaise De Development	Bilateral	GOK	16/12/2013	31/10/2044	4,018,998	EUR	3,664,380.34	4,018,998	100.0%	Fully Drawn	Athi Water Works Development Agency	Scale up access to Drinking Water in Nairobi	Last component of the project is being implemented	Nairobi	-	0.25	-	EUR 4,018,997.79 in 34 Equal Repayments starting 30/04/2022
2013017_28	Nothern Collector Phase 1(Expansion of Nairobi Water Suppy)	Agence Francaise De Development	Bilateral	GOK	16/12/2013	31/10/2044	784,981	EUR	715,718.15	784,981	100.0%	Fully Drawn	Athi Water Works Development Agency	Scale up access to Drinking Water in Nairobi	Last component of the project is being implemented	Nairobi	-	3.41	-	EUR 784,981.20 in 34 Equal Repayments starting 30/04/2022
2013017_27	Nothern Collector Phase 1(Expansion of Nairobi Water Suppy)	Agence Francaise De Development	Bilateral	GOK	16/12/2013	31/10/2044	2,405,192	EUR	2,192,968.99	2,405,192	100.0%	Fully Drawn	Athi Water Works Development Agency	Scale up access to Drinking Water in Nairobi	Last component of the project is being implemented	Nairobi	-	3.41	-	EUR 2,405,191.79 in 34 Equal Repayments starting 30/04/2022
2013017_26	Nothern Collector Phase 1(Expansion of Nairobi Water Suppy)	Agence Francaise De Development	Bilateral	GOK	16/12/2013	31/10/2044	2,025,461	EUR	1,846,743.47	2,025,461	100.0%	Fully Drawn	Athi Water Works Development Agency	Scale up access to Drinking Water in Nairobi	Last component of the project is being implemented	Nairobi	-	0.25	-	EUR 2,025,460.58 in 34 Equal Repayments starting 30/04/2022
2013017_25	Nothern Collector Phase 1(Expansion of Nairobi Water Suppy)	Agence Francaise De Development	Bilateral	GOK	16/12/2013	31/10/2044	771,031	EUR	702,998.56	771,031	100.0%	Fully Drawn	Athi Water Works Development Agency	Scale up access to Drinking Water in Nairobi	Last component of the project is being implemented	Nairobi	-	0.29	-	EUR 771,030.68 in 34 Equal Repayments starting 30/04/2022
2013017_24	Nothern Collector Phase 1(Expansion of Nairobi Water Suppy)	Agence Francaise De Development	Bilateral	GOK	16/12/2013	31/10/2044	3,000,000	EUR	2,735,294.12	3,000,000	100.0%	Fully Drawn	Athi Water Works Development Agency	Scale up access to Drinking Water in Nairobi	Last component of the project is being implemented	Nairobi	-	0.29	-	EUR 3,000,000.00 in 34 Equal Repayments starting 30/04/2022
2013017_23	Nothern Collector Phase 1(Expansion of Nairobi Water Suppy)	Agence Francaise De Development	Bilateral	GOK	16/12/2013	31/10/2044	2,793,213	EUR	2,546,753.45	2,793,213	100.0%	Fully Drawn	Athi Water Works Development Agency	Scale up access to Drinking Water in Nairobi	Last component of the project is being implemented	Nairobi	-	0.29	-	EUR 2,793,213.46 in 34 Equal Repayments starting 30/04/2022
2013017_22	Nothern Collector Phase 1(Expansion of Nairobi Water Suppy)	Agence Francaise De Development	Bilateral	GOK	16/12/2013	31/10/2044	1,482,730	EUR	1,351,900.79	1,482,730	100.0%	Fully Drawn	Athi Water Works Development Agency	Scale up access to Drinking Water in Nairobi	Last component of the project is being implemented	Nairobi	-	0.25	-	EUR 1,482,729.90 in 34 Equal Repayments starting 30/04/2022
2013017_21	Nothern Collector Phase 1(Expansion of Nairobi Water Suppy)	Agence Francaise De Development	Bilateral	GOK	16/12/2013	31/10/2044	2,274,561	EUR	2,073,864.49	2,274,561	100.0%	Fully Drawn	Athi Water Works Development Agency	Scale up access to Drinking Water in Nairobi	Last component of the project is being implemented	Nairobi	-	0.25	-	EUR 2,274,561.05 in 34 Equal Repayments starting 30/04/2022
2013017_20	Nothern Collector Phase 1(Expansion of Nairobi Water Suppy)	Agence Francaise De Development	Bilateral	GOK	16/12/2013	31/10/2044	1,759,474	EUR	1,604,226.43	1,759,474	100.0%	Fully Drawn	Athi Water Works Development Agency	Scale up access to Drinking Water in Nairobi	Last component of the project is being implemented	Nairobi	-	0.25	-	EUR 1,759,474.15 in 34 Equal Repayments starting 30/04/2022
2013017_2	Nothern Collector Phase 1(Expansion of Nairobi Water Suppy)	Agence Francaise De Development	Bilateral	GOK	16/12/2013	31/10/2044	3,000,000	EUR	2,735,294.12	3,000,000	100.0%	Fully Drawn	Athi Water Works Development Agency	Scale up access to Drinking Water in Nairobi	Last component of the project is being implemented	Nairobi	-	0.26	-	EUR 3,000,000.00 in 34 Equal Repayments starting 30/04/2022
2013017_1	Nothern Collector Phase 1(Expansion of Nairobi Water Suppy)	Agence Francaise De Development	Bilateral	GOK	16/12/2013	31/10/2044	23,919,405	EUR	-	Recorded in Tranche	Recorded in Tranche	27,172,664	Athi Water Works Development Agency	Scale up access to Drinking Water in Nairobi	Last component of the project is being implemented	Nairobi	34,950,156	-	-	EUR 23,919,405.33 in 1 Equal Repayments starting 31/10/2044
2013016_1	Clinical Waste Disposal Project. Medical Supplies	BNP PARIBAS FPORTIS	Buyers Credit	GOK	12/12/2013	30/09/2031	9,133,408	EUR	5,786,930.97	9,133,408	100.0%	Fully Drawn	Ministry of Health	The project entailed supply and installation of 10 incinerators in County Health Facilities	Closed	Kenyatta National Hospital, Nakuru, Embu, Eldoret, Kisii, Kisumu, Kakamega, Machakos, Mombasa and Nyeri.	32,197,364	-	1.10	EUR 8,510,192.60 in 25 Equal Repayments starting 30/09/2019 AND EUR 623,215.40 in 2 Equal Repayments starting 30/09/2018

LOAN #	LOAN TITLE	CREDITOR NAME	CREDITOR CATEGORY	BORROWER	AGREEMENT DATE	MATURITY DATE	REVISED FINANCIAL AMOUNT (Tranche)	R	PRINCIPLE BALANCE AS AT 31/08/2023 (FX)	DRAWN AMOUNT	DISBURSEMENT RATE	UNDRAWN AMOUNT	IMPLEMENTING AGENCY	PROJECT DESCRIPTION	PROJECT IMPLEMENTATION STATUS	COUNTY	COMMITMENT FEES SIINCE 2012 (KSHS)	Fixed Interest Rate	Variable (Margin) Interest Rate	No. Principal Repayments
2013015_1	Upgrade of Juja Substation Project	Government of Finland	Bilateral	GOK	16/12/2013	01/03/2025	20,258,959	EUR	4,752,480.97	20,258,959	100.0%	Fully Drawn	Ministry of Energy	Project entailed supply and installation of electrical works in Juja Substation	closed	Juja Substation in Kiambu County	32,226,799	-	-	EUR 16,633,683.08 in 14 Equal Repayments starting 01/09/2018 AND EUR 969,454.98 in 1 Other Repayments starting 01/03/2018 AND EUR 885,637.33 in 1 Other Repayments starting 01/09/2017 AND EUR 843,098.76 in 1 Other Repayments starting 01/03/2017 AND EUR 723,292.13 in 1 Other Repayments starting 01/09/2016 AND EUR 103,014.87 in 1 Equal Repayments starting 18/03/2016 AND EUR 5,038.87 in 1 Other Repayments starting 01/03/2016 AND EUR 95,738.55 in 1 Other Repayments starting 01/09/2015
2013014_1	Nairobi City Center E.H.V and 66 KV Network Upgrade and Reinforecement Project	Exim Bank of China	Bilateral	GOK	01/11/2013	21/09/2033	800,961,538	CNY	672,807,692.31	800,961,538	100.0%	Fully Drawn	State Department for Energy	-	Complete	National wide	46,535,588	2.00	-	CNY 833,000,000.00 in 26 Equal Repayments starting 21/03/2021
2013013_9	Scaling up of Energy Access	Agence Francaise De Development	Bilateral	GOK	25/03/2013	31/03/2033	704,389	EUR	495,680.92	704,389	100.0%	Fully Drawn	State Department for Energy	The project provision of access to electricity or produce decentralized power generation using small scale renewable energy	Completed	country wide	-	0.37	-	EUR 756,565.62 in 29 Equal Repayments starting 30/09/2018
2013013_8	Scaling up of Energy Access	Agence Francaise De Development	Bilateral	GOK	25/03/2013	31/03/2033	2,279,579	EUR	-	2,279,579	100.0%	Fully Drawn	State Department for Energy	The project provision of access to electricity or produce decentralized power generation using small scale renewable energy	Completed	country wide	-	0.25	-	EUR 2,448,436.40 in 29 Equal Repayments starting 30/09/2018
2013013_7	Scaling up of Energy Access	Agence Francaise De Development	Bilateral	GOK	25/03/2013	31/03/2033	111,825	EUR	78,691.61	111,825	100.0%	Fully Drawn	State Department for Energy	The project provision of access to electricity or produce decentralized power generation using small scale renewable energy	Completed	country wide	-	0.28	-	EUR 120,108.25 in 29 Equal Repayments starting 30/09/2018
2013013_6	Scaling up of Energy Access	Agence Francaise De Development	Bilateral	GOK	25/03/2013	31/03/2033	666,563	EUR	469,062.56	666,563	100.0%	Fully Drawn	State Department for Energy	The project provision of access to electricity or produce decentralized power generation using small scale renewable energy	Completed	country wide	-	0.25	-	EUR 715,937.59 in 29 Equal Repayments starting 30/09/2018
2013013_5	Scaling up of Energy Access	Agence Francaise De Development	Bilateral	GOK	25/03/2013	31/03/2033	232,934	EUR	163,916.71	232,934	100.0%	Fully Drawn	State Department for Energy	The project provision of access to electricity or produce decentralized power generation using small scale renewable energy	Completed	country wide	-	0.29	-	EUR 250,188.67 in 29 Equal Repayments starting 30/09/2018
2013013_43	Scaling up of Energy Access	Agence Francaise De Development	Bilateral	GOK	25/03/2013	31/03/2033	1,089,547	EUR	871,637.98	1,089,547	100.0%	Fully Drawn	State Department for Energy	The project provision of access to electricity or produce decentralized power generation using small scale renewable energy	Completed	country wide	-	0.25	-	EUR 1,176,711.27 in 27 Equal Repayments starting 31/03/2020
2013013_42	Scaling up of Energy Access	Agence Francaise De Development	Bilateral	GOK	25/03/2013	31/03/2033	17,870,369	EUR	-	17,870,369	100.0%	Fully Drawn	State Department for Energy	The project provision of access to electricity or produce decentralized power generation using small scale renewable energy	Completed	country wide	-	0.25	-	EUR 19,299,998.00 in 27 Equal Repayments starting 31/03/2020
2013013_41	Scaling up of Energy Access	Agence Francaise De Development	Bilateral	GOK	25/03/2013	31/03/2033	217,394	EUR	80,516.45	217,394	100.0%	Fully Drawn	State Department for Energy	The project provision of access to electricity or produce decentralized power generation using small scale renewable energy	Completed	country wide	-	0.46	-	EUR 233,497.71 in 29 Equal Repayments starting 30/03/2014
2013013_40	Scaling up of Energy Access	Agence Francaise De Development	Bilateral	GOK	25/03/2013	31/03/2033	1,241,416	EUR	459,783.60	1,241,416	100.0%	Fully Drawn	State Department for Energy	The project provision of access to electricity or produce decentralized power generation using small scale renewable energy	Completed	country wide	-	0.46	-	EUR 1,333,372.44 in 29 Equal Repayments starting 30/03/2014
2013013_4	Scaling up of Energy Access	Agence Francaise De Development	Bilateral	GOK	25/03/2013	31/03/2033	2,793,103	EUR	1,965,517.24	2,793,103	100.0%	Fully Drawn	State Department for Energy	The project provision of access to electricity or produce decentralized power generation using small scale renewable energy	Completed	country wide	-	0.47	-	EUR 3,000,000.00 in 29 Equal Repayments starting 30/09/2018
2013013_39	Scaling up of Energy Access	Agence Francaise De Development	Bilateral	GOK	25/03/2013	31/03/2033	873,794	EUR	323,627.51	873,794	100.0%	Fully Drawn	State Department for Energy	The project provision of access to electricity or produce decentralized power generation using small scale renewable energy	Completed	country wide	-	0.46	-	EUR 938,519.77 in 29 Equal Repayments starting 30/03/2014
2013013_38	Scaling up of Energy Access	Agence Francaise De Development	Bilateral	GOK	25/03/2013	31/03/2033	658,231	EUR	243,789.14	658,231	100.0%	Fully Drawn	State Department for Energy	The project provision of access to electricity or produce decentralized power generation using small scale renewable energy	Completed	country wide	-	0.46	-	EUR 706,988.51 in 29 Equal Repayments starting 30/03/2014
2013013_37	Scaling up of Energy Access	Agence Francaise De Development	Bilateral	GOK	25/03/2013	31/03/2033	455,137	EUR	168,569.16	455,137	100.0%	Fully Drawn	State Department for Energy	The project provision of access to electricity or produce decentralized power generation using small scale renewable energy	Completed	country wide	-	0.25	-	EUR 488,850.55 in 29 Equal Repayments starting 30/03/2014
2013013_36	Scaling up of Energy Access	Agence Francaise De Development	Bilateral	GOK	25/03/2013	31/03/2033	253,565	EUR	131,478.09	253,565	100.0%	Fully Drawn	State Department for Energy	The project provision of access to electricity or produce decentralized power generation using small scale renewable energy	Completed	country wide	-	0.25	-	EUR 272,347.47 in 29 Equal Repayments starting 30/03/2016
2013013_35	Scaling up of Energy Access	Agence Francaise De Development	Bilateral	GOK	25/03/2013	31/03/2033	261,484	EUR	77,476.88	261,484	100.0%	Fully Drawn	State Department for Energy	The project provision of access to electricity or produce decentralized power generation using small scale renewable energy	Completed	country wide	-	0.46	-	EUR 280,853.68 in 29 Equal Repayments starting 25/03/2013
2013013_34	Scaling up of Energy Access	Agence Francaise De Development	Bilateral	GOK	25/03/2013	31/03/2033	370,924	EUR	274,758.63	370,924	100.0%	Fully Drawn	State Department for Energy	The project provision of access to electricity or produce decentralized power generation using small scale renewable energy	Completed	country wide	-	0.32	-	EUR 398,400.01 in 29 Equal Repayments starting 30/03/2019
2013013_33	Scaling up of Energy Access	Agence Francaise De Development	Bilateral	GOK	25/03/2013	31/03/2033	1,111,948	EUR	823,664.92	1,111,948	100.0%	Fully Drawn	State Department for Energy	The project provision of access to electricity or produce decentralized power generation using small scale renewable energy	Completed	country wide	-	0.25	-	EUR 1,194,314.14 in 29 Equal Repayments starting 30/03/2019
2013013_32	Scaling up of Energy Access	Agence Francaise De Development	Bilateral	GOK	25/03/2013	31/03/2033	767,746	EUR	568,700.91	767,746	100.0%	Fully Drawn	State Department for Energy	The project provision of access to electricity or produce decentralized power generation using small scale renewable energy	Completed	country wide	-	0.25	-	EUR 824,616.32 in 29 Equal Repayments starting 30/03/2019

LOAN #	LOAN TITLE	CREDITOR NAME	CREDITOR CATEGORY	BORROWER	AGREEMENT DATE	MATURITY DATE	REVISED FINANCIAL AMOUNT (Tranche)	CUR	PRINCIPLE BALANCE AS AT 31/08/2023 (FX)	DRAWN AMOUNT	DISBURSEMENT RATE	UNDRAWN AMOUNT	IMPLEMENTING AGENCY	PROJECT DESCRIPTION	PROJECT IMPLEMENTATION STATUS	COUNTY	COMMITMENT FEES SIINCE 2012 (KSHS)	Fixed Interest Rate	Variable (Margin) Interest Rate	No. Principal Repayments
2013013_31	Scaling up of Energy Access	Agence Francaise De Development	Bilateral	GOK	25/03/2013	31/03/2033	163,620	EUR	121,200.05	163,620	100.0%	Fully Drawn	State Department for Energy	The project provision of access to electricity or produce decentralized power generation using small scale renewable energy	Completed	country wide	-	0.20	-	EUR 175,740.07 in 29 Equal Repayments starting 30/03/2019
2013013_30	Scaling up of Energy Access	Agence Francaise De Development	Bilateral	GOK	25/03/2013	31/03/2033	128,950	EUR	95,518.88	128,950	100.0%	Fully Drawn	State Department for Energy	The project provision of access to electricity or produce decentralized power generation using small scale renewable energy	Completed	country wide	-	0.36	-	EUR 138,502.37 in 29 Equal Repayments starting 30/03/2019
2013013_29	Scaling up of Energy Access	Agence Francaise De Development	Bilateral	GOK	25/03/2013	31/03/2033	653,898	EUR	484,369.03	653,898	100.0%	Fully Drawn	State Department for Energy	The project provision of access to electricity or produce decentralized power generation using small scale renewable energy	Completed	country wide	-	0.25	-	EUR 702,335.09 in 29 Equal Repayments starting 30/03/2019
2013013_28	Scaling up of Energy Access	Agence Francaise De Development	Bilateral	GOK	25/03/2013	31/03/2033	250,052	EUR	185,223.52	250,052	100.0%	Fully Drawn	State Department for Energy	The project provision of access to electricity or produce decentralized power generation using small scale renewable energy	Completed	country wide	-	0.25	-	EUR 268,574.11 in 29 Equal Repayments starting 30/03/2019
2013013_27	Scaling up of Energy Access	Agence Francaise De Development	Bilateral	GOK	25/03/2013	31/03/2033	110,600	EUR	81,925.81	110,600	100.0%	Fully Drawn	State Department for Energy	The project provision of access to electricity or produce decentralized power generation using small scale renewable energy	Completed	country wide	-	0.25	-	EUR 118,792.43 in 29 Equal Repayments starting 30/03/2019
2013013_26	Scaling up of Energy Access	Agence Francaise De Development	Bilateral	GOK	25/03/2013	31/03/2033	167,713	EUR	124,231.77	167,713	100.0%	Fully Drawn	State Department for Energy	The project provision of access to electricity or produce decentralized power generation using small scale renewable energy	Completed	country wide	-	0.25	-	EUR 180,136.06 in 29 Equal Repayments starting 30/03/2019
2013013_25	Scaling up of Energy Access	Agence Francaise De Development	Bilateral	GOK	25/03/2013	31/03/2033	215,520	EUR	159,644.61	215,520	100.0%	Fully Drawn	State Department for Energy	The project provision of access to electricity or produce decentralized power generation using small scale renewable energy	Completed	country wide	-	0.25	-	EUR 231,484.69 in 29 Equal Repayments starting 30/03/2019
2013013_23	Scaling up of Energy Access	Agence Francaise De Development	Bilateral	GOK	25/03/2013	31/03/2033	247,391	EUR	183,252.28	247,391	100.0%	Fully Drawn	State Department for Energy	The project provision of access to electricity or produce decentralized power generation using small scale renewable energy	Completed	country wide	-	0.25	-	EUR 265,715.80 in 29 Equal Repayments starting 30/03/2019
2013013_22	Scaling up of Energy Access	Agence Francaise De Development	Bilateral	GOK	25/03/2013	31/03/2033	241,649	EUR	178,999.25	241,649	100.0%	Fully Drawn	State Department for Energy	The project provision of access to electricity or produce decentralized power generation using small scale renewable energy	Completed	country wide	-	0.25	-	EUR 259,548.91 in 29 Equal Repayments starting 30/03/2019
2013013_21	Scaling up of Energy Access	Agence Francaise De Development	Bilateral	GOK	25/03/2013	31/03/2033	641,136	EUR	474,915.75	641,136	100.0%	Fully Drawn	State Department for Energy	The project provision of access to electricity or produce decentralized power generation using small scale renewable energy	Completed	country wide	-	0.25	-	EUR 688,627.84 in 29 Equal Repayments starting 30/03/2019
2013013_20	Scaling up of Energy Access	Agence Francaise De Development	Bilateral	GOK	25/03/2013	31/03/2033	2,317,639	EUR	1,630,931.27	2,317,639	100.0%	Fully Drawn	State Department for Energy	The project provision of access to electricity or produce decentralized power generation using small scale renewable energy	Completed	country wide	-	0.25	-	EUR 2,489,316.15 in 29 Equal Repayments starting 30/09/2018
2013013_2	Scaling up of Energy Access	Agence Francaise De Development	Bilateral	GOK	25/03/2013	31/03/2033	94,075	EUR	66,201.08	94,075	100.0%	Fully Drawn	State Department for Energy	The project provision of access to electricity or produce decentralized power generation using small scale renewable energy	Completed	country wide	18,958,638	1.44	-	EUR 101,043.75 in 29 Equal Repayments starting 30/09/2018
2013012_1	Kenya Water Security and Climate Resilience Project	International Development Association	Multilateral	GOK	29/07/2013	15/04/2053	82,140,305	XDR	80,165,178.37	80,441,414	97.6%	1,975,127	Ministry of Water	Connstruction of Mwashe Dam and Construction of irrigation Canals in Lower Nzoia	Ongoing	Kwale, Mombasa, Siaya and Busia	-	0.75	-	XDR 65,712,244.00 in 40 Equal Repayments starting 15/10/2033 AND XDR 16,428,061.00 in 20 Equal Repayments starting 15/10/2023
2013011_1	National Safety Programme For Results	International Development Association	Multilateral	GOK	09/09/2013	01/05/2053	138,342,731	XDR	138,342,730.37	138,342,731	100.0%	Fully Drawn	NDMA	The project overed cash transfers	closed		-	0.75	-	XDR 110,674,184.80 in 40 Equal Repayments starting 01/11/2033 AND XDR 27,668,546.20 in 20 Equal Repayments starting 01/11/2023
2013008_1	Sondu- Homa-Bay Electrification	Government of Belgium	Bilateral	GOK	21/08/2013	30/06/2035	9,512,000	EUR	8,190,512.11	8,190,512	86.1%	1,321,488	Ministry of Energy	Construction and installation of Electricity Transmission Lines from Sondu to Homabay to Ndhiwa and to Awendo. Project also entails installation of electric transformers and the associated works.	Project cancelled at 83% as the Belgian Contractor [CG Belgium Holdings went on receivership]. The Belgian Government has committed the availability of the State to State Undrawn Loan for the completion of the remaining component once the Ministry of Energy identify the contractor as per the Turnkey project requirements.	Sondu, Homabay, Ndhiwa and Awendo	-	-	-	EUR 9,512,000.00 in 20 Equal Repayments starting 31/12/2025
2013006_1	Design, Supply and Construction of a Transmission line 400kV	DEUTSCHE BANK ESPANOLA	Bilateral	GOK	30/06/2013	23/04/2031	25,912,863	EUR	4,572,858.68	25,912,863	100.0%	Fully Drawn	-	-	-	-	387,801,253	-	4.00	EUR 25,912,862.39 in 17 Equal Repayments starting 13/01/2017
2013005_2	Multinational-Arusha-Holili/Taveta-Voi Road Project	African Development Fund	Multilateral	GOK	15/07/2013	01/05/2063	84,506,154	USD	84,506,154.25	84,506,154	100.0%	Fully Drawn	Ministry of Roads and Transport	The project involved construction of Mwalale-Taveta Road (89km) and the Taveta Bypass (12km) of 7m carriageway with 2m sealed shoulders, bridges, drainage structures, roadside amenities and environmental and social mitigation measures.	Completed	Taita-Taveta	-	0.75	-	AUA 76,055,538.85 in 60 Equal Repayments starting 01/11/2033 AND AUA 8,450,615.40 in 20 Equal Repayments starting 01/11/2023
2013003_1	Kenya Procurement of Equipments for National Youth Service Project (Phase II)	Exim Bank of China	Bilateral	GOK	25/03/2013	21/03/2034	69,838,198	USD	59,381,614.71	69,838,198	100.0%	Fully Drawn	State Department for Economic Planning	-	Complete	National wide	25,898,005	2.00	-	USD 69,838,197.73 in 26 Equal Repayments starting 21/09/2021

LOAN #	LOAN TITLE	CREDITOR NAME	CREDITOR CATEGORY	BORROWER	AGREEMENT DATE	MATURITY DATE	REVISED FINANCIAL AMOUNT (Tranche)	CURR	PRINCIPLE BALANCE AS AT 31/08/2023 (FX)	DRAWN AMOUNT	DISBURSEMENT RATE	UNDRAWN AMOUNT	IMPLEMENTING AGENCY	PROJECT DESCRIPTION	PROJECT IMPLEMENTATION STATUS	COUNTY	COMMITMENT FEES SIINCE 2012 (KSHS)	Fixed Interest Rate	Variable (Margin) Interest Rate	No. Principal Repayments
2013001_2	Drought Resilience and Sustainable Livelihoods Programme in the Horn of Africa-Kenya Component	African Development Fund	Multilateral	GOK	27/02/2013	01/10/2062	48,491,232	USD	47,792,124.03	48,491,232	100.0%	Fully Drawn	Ministry of Agriculture and Livestock Development	The project's components comprise of natural resources management (water supply development and management and irrigation infrastructure development), improvement of livestock infrastructure and management	ongoing	Isiolo, Marsabit, Samburu, Turkana, Baringo and West Pokot.	-	0.75	-	AUA 42,627,290.50 in 60 Equal Repayments starting 01/04/2033 AND AUA 5,407,594.70 in 18 Equal Repayments starting 01/04/2024 AND AUA 237,844.67 in 1 Equal Repayments starting 01/10/2023 AND AUA 218,502.02 in 1 Equal Repayments starting 01/04/2023
2013001_1	Drought Resilience and Sustainable Livelihoods Programme in the Horn of Africa-Kenya Component	African Development Fund	Multilateral	GOK	27/02/2013	01/10/2062	2,450,277	AUA	-	Recorded in Tranche	Recorded in Tranche	2,812,779	Ministry of Agriculture and Livestock Development	The project's components comprise of natural resources management (water supply development and management and irrigation infrastructure development), improvement of livestock infrastructure and management	ongoing	Isiolo, Marsabit, Samburu, Turkana, Baringo and West Pokot.	-	-	-	AUA 2,248,533.43 in 60 Equal Repayments starting 01/04/2033 AND AUA 201,743.17 in 20 Equal Repayments starting 01/04/2033
2012034_1	Ngong hills turbines	Government of Belgium	Bilateral	GOK	09/09/2012	31/12/2043	6,078,000	EUR	6,078,000.00	6,078,000	100.0%	Fully Drawn	Ministry of Energy	Construction and Installation of Wind Mills and Turbines in Ngong Hills	Project closed	Kajiado County [Ngong Hills]	-	-	-	EUR 61,994.77 in 1 Other Repayments starting 31/12/2043 AND EUR 303,899.97 in 1 Other Repayments starting 31/12/2042 AND EUR 5,470,200.00 in 18 Equal Repayments starting 31/12/2024 AND EUR 241,905.26 in 1 Other Repayments starting 31/12/2023
2012033_4	Nothern kenya Wild Life Conservation Project	Agence Francaise De Development	Bilateral	GOK	01/08/2012	31/07/2036	1,922,000	EUR	1,665,733.33	1,922,000	100.0%	Fully Drawn	State Department for Wildlife	-	Completed	country wide	-	0.25	-	EUR 1,922,000.00 in 30 Equal Repayments starting 31/01/2022
2012033_2	Nothern kenya Wild Life Conservation Project	Agence Francaise De Development	Bilateral	GOK	01/08/2012	31/07/2036	2,803,733	EUR	2,403,200.00	2,803,733	100.0%	Fully Drawn	State Department for Wildlife	-	Completed	country wide	-	2.16	-	EUR 3,004,000.00 in 30 Equal Repayments starting 31/01/2021
2012033_1	Nothern kenya Wild Life Conservation Project	Agence Francaise De Development	Bilateral	GOK	01/08/2012	31/07/2036	2,803,733	EUR	2,403,200.00	2,803,733	100.0%	Fully Drawn	State Department for Wildlife	-	Completed	country wide	14,322,827	0.70	-	EUR 3,004,000.00 in 30 Equal Repayments starting 31/01/2021
2012032_2	Support to Enhancement of Quality & Relevance in Higher Education , Science & Technology Project	African Development Fund	Multilateral	GOK	06/12/2012	01/02/2062	38,430,416	USD	38,046,111.37	38,430,416	100.0%	Fully Drawn	Ministry of Education	The project involved Provision of engineering and science equipment to the eight1 target institutions engineering faculties. The engineering faculties include civil, electrical, mechanical, aeronautics, agriculture and marine. ‖ Provision of video-conferencing facilities to six target institutions (Masinde Muliro, Kenya Polytechnic, Meru University College, South Eastern University College Wangari Maathai Institute and University of Nairobi). Provision of masters and doctorate training in engineering fields which include: building, electrical, mechanical, aeronautical, geothermal, oil, gas, marine, agriculture, physics, chemistry and coal technology. Approximately 250 women will benefit from this training. Construction of a teaching and learning facility at the WMI-University of Nairobi. Provision of essential equipment for environmental sciences. Support impact evaluation studies and research on access to university admissions and financing. ‖ Training in university strategic	Completed	Nairobi, Kitui, Kakamega and Meru	275,351,290	0.75	-	AUA 34,587,373.93 in 60 Equal Repayments starting 01/08/2032 AND AUA 3,843,041.60 in 20 Equal Repayments starting 01/02/2023
2012031_2	Ethiopia Kenya Electricity Highway Project	African Development Fund	Multilateral	GOK	06/12/2012	01/10/2063	94,482,393	USD	91,796,226.48	94,482,393	100.0%	Fully Drawn	Ministry of Energy/ Kenya Electricity Transmission Company	The Project Main Objectives: (a) to increase energy supply and reduce the cost of electricity in Kenya; and (b) to provide revenues to Ethiopia through the export of electricity from Ethiopia to Kenya.	Ongoing	Moyale, Marsabit, Samburu, Isiolo, Laikipia, Nyandarua, Nakuru	-	0.75	-	AUA 84,299,708.53 in 60 Equal Repayments starting 01/04/2033 AND AUA 9,287,933.91 in 18 Equal Repayments starting 01/04/2024 AND AUA 459,439.59 in 1 Equal Repayments starting 01/10/2023 AND AUA 435,311.41 in 1 Equal Repayments starting 01/04/2023
2012031_1	Ethiopia Kenya Electricity Highway Project	African Development Fund	Multilateral	GOK	06/12/2012	01/10/2063	7,066,594	AUA	-	Recorded in Tranche	Recorded in Tranche	8,776,422	Ministry of Energy/ Kenya Electricity Transmission Company	The Project Main Objectives: (a) to increase energy supply and reduce the cost of electricity in Kenya; and (b) to provide revenues to Ethiopia through the export of electricity from Ethiopia to Kenya.	Ongoing	Moyale, Marsabit, Samburu, Isiolo, Laikipia, Nyandarua, Nakuru	-	-	-	AUA 6,429,827.99 in 60 Equal Repayments starting 01/04/2034 AND AUA 636,765.82 in 20 Equal Repayments starting 01/10/2024
2012030_1	Judicial Performance Improvement Project	International Development Association	Multilateral	GOK	05/12/2012	15/08/2052	77,286,883	XDR	75,741,145.59	77,286,883	100.0%	Fully Drawn	Judiciary	The project entailed improvement of judiciary	closed		-	0.75	-	XDR 61,829,506.40 in 40 Equal Repayments starting 05/02/2033 AND XDR 15,457,376.60 in 20 Equal Repayments starting 15/02/2023
2012029_1	Infrustructure Finance and Public Private Partnerships Project	International Development Association	Multilateral	GOK	05/12/2012	15/10/2051	26,400,000	XDR	25,301,864.86	25,565,865	96.8%	834,135	The National Treasury	Adress priorities of Kenya in information, communication and Technology	Closed		-	0.75	-	XDR 21,120,000.00 in 40 Equal Repayments starting 15/04/2032 AND XDR 5,280,000.00 in 20 Equal Repayments starting 15/04/2023
2012028_1	Eastern Electricity Highway Project under the First Phase of the Regional Eastern Africa Power Integration Program	International Development Association	Multilateral	GOK	05/12/2012	15/05/2052	211,300,604	XDR	200,470,035.52	209,088,656	97.6%	5,140,568	State Department for Energy	Export of Electricity from Ethiopia to Kenya	Closed		-	0.75	-	XDR 154,400,604.00 in 40 Equal Repayments starting 15/11/2032 AND XDR 56,900,000.00 in 20 Equal Repayments starting 15/11/2022
2012027_1	Kenya NOFBI and E-Government Expension Project	Exim Bank of China	Bilateral	GOK	08/10/2012	21/09/2032	420,311,135	CNY	319,436,462.64	420,311,135	100.0%	Fully Drawn	State Department for ICT and DE	-	Complete	National wide	170,789,482	2.00	-	CNY 437,123,580.46 in 26 Equal Repayments starting 21/03/2020
2012024_5	Nairobi Ring Transmission Project	Agence Francaise De Development	Bilateral	GOK	08/06/2012	31/07/2032	18,850,000	EUR	13,050,000.00	18,850,000	100.0%	Fully Drawn	State Department for Energy	This project involves the construction of 103km 400kV double circuit line from Suswa substation to Isinya substation rated at 1200MW, two 220kV substations at Suswa and Isinya as well as 220/66kV substations at Kimuka, Athi River and Komarock.	Completed	Nairobi County	-	0.25	-	EUR 20,300,000.00 in 28 Equal Repayments starting 31/01/2019

LOAN #	LOAN TITLE	CREDITOR NAME	CREDITOR CATEGORY	BORROWER	AGREEMENT DATE	MATURITY DATE	REVISED FINANCIAL AMOUNT (Tranche)	CUR	PRINCIPLE BALANCE AS AT 31/08/2023 (FX)	DRAWN AMOUNT	DISBURSEMENT RATE	UNDRAWN AMOUNT	IMPLEMENTING AGENCY	PROJECT DESCRIPTION	PROJECT IMPLEMENTATION STATUS	COUNTY	COMMITMENT FEES SIINCE 2012 (KSHS)	Fixed Interest Rate	Variable (Margin) Interest Rate	No. Principal Repayments
2012024_4	Nairobi Ring Transmission Project	Agence Francaise De Development	Bilateral	GOK	08/06/2012	31/07/2032	18,571,429	EUR	12,857,142.86	18,571,429	100.0%	Fully Drawn	State Department for Energy	This project involves the construction of 103km 400kV double circuit line from Suswa substation to Isinya substation rated at 1200MW, two 220kV substations at Suswa and Isinya as well as 220/66kV substations at Kimuka, Athi River and Komarock.	Completed	Nairobi County	-	0.25	-	EUR 20,000,000.00 in 28 Equal Repayments starting 31/01/2019
2012024_3	Nairobi Ring Transmission Project	Agence Francaise De Development	Bilateral	GOK	08/06/2012	31/07/2032	22,007,143	EUR	15,235,714.29	22,007,143	100.0%	Fully Drawn	State Department for Energy	This project involves the construction of 103km 400kV double circuit line from Suswa substation to Isinya substation rated at 1200MW, two 220kV substations at Suswa and Isinya as well as 220/66kV substations at Kimuka, Athi River and Komarock.	Completed	Nairobi County	-	0.29	-	EUR 23,700,000.00 in 28 Equal Repayments starting 31/01/2019
2012024_2	Nairobi Ring Transmission Project	Agence Francaise De Development	Bilateral	GOK	08/06/2012	31/07/2032	13,464,286	EUR	9,321,428.57	13,464,286	100.0%	Fully Drawn	State Department for Energy	This project involves the construction of 103km 400kV double circuit line from Suswa substation to Isinya substation rated at 1200MW, two 220kV substations at Suswa and Isinya as well as 220/66kV substations at Kimuka, Athi River and Komarock.	Completed	Nairobi County	-	1.07	-	EUR 14,500,000.00 in 28 Equal Repayments starting 31/01/2019
2012023_2	Mombasa Port Area Road Project	Government of Japan	Bilateral	GOK	12/06/2012	20/06/2045	23,846,000	JPK	22,088,745.52	23,846,000	100.0%	Fully Drawn	State Department of Roads	The project involve construction of Mombasa Port Area Road Project	Closed project	Mombasa County	-	1.21	-	JPK 22,088,745.52 in 38 Equal Repayments starting 20/12/2023 AND JPK 594,005.48 in 1 Equal Repayments starting 20/06/2023 AND JPK 581,609.00 in 1 Equal Repayments starting 20/12/2022 AND JPK 581,640.00 in 1 Equal Repayments starting 20/06/2022
2012023_1	Mombasa Port Area Road Project	Government of Japan	Bilateral	GOK	12/06/2012	20/06/2045	3,845,000	JPK	3,045,282.00	3,313,064	12.0%	531,936	State Department of Roads	The project involve construction of Mombasa Port Area Road Project	ongoing project	Mombasa County	216,532,466	0.02	-	JPK 531,935.65 in 6 Equal Repayments starting 20/12/2042 AND JPK 3,045,282.00 in 38 Equal Repayments starting 20/12/2023 AND JPK 80,202.35 in 1 Other Repayments starting 20/06/2023 AND JPK 93,780.00 in 1 Other Repayments starting 20/12/2022 AND JPK 93,800.00 in 1 Equal Repayments starting 20/06/2022
2012014_1	Kenya National Urban Improvement Project	International Development Association	Multilateral	GOK	26/09/2012	15/05/2052	43,157,048	XDR	42,293,906.58	43,157,048	100.0%	Fully Drawn	State Department for Urban Planning	The project financed National Urban Improvement Project	Closed		-	0.75	-	XDR 34,525,638.00 in 40 Equal Repayments starting 15/11/2032 AND XDR 8,631,409.40 in 20 Equal Repayments starting 15/11/2022
2012013_1	Ngong II Windfarm Developement	Instituto De Credito:Kingdom Of Spain.	Bilateral	GOK	29/02/2012	27/04/2030	18,327,481	EUR	11,662,942.49	18,327,481	100.0%	Fully Drawn	State Department of Energy	The project involved development of Ngong II Windfarm	Closed project		4,398,489	0.50	-	EUR 19,993,615.70 in 24 Equal Repayments starting 27/10/2018
2012012_1	Development of Schools infrastructure in Nyamira County(Previously North Nyamira/Borabu) Project	KUWAIT FUND FOR ARAB ECONOMIC DEV.	Bilateral	GOK	01/01/2012	15/08/2043	4,500,000	KWD	-	Never Disbursed	Never Disbursed	4,500,000	Ministry of Education	The projects entails construction and equipping of building and workshops, construction of new educational services facilities and additional students dormitories in about 68 existing primary and secondary schools; so as to enhance access to education and to meet the growing demand for student enrollment in primary and secondary education	The project is at the procurenment of project consultant	Kisii County	-	1.50	-	KWD 4,500,000.00 in 40 Equal Repayments starting 15/02/2024
2012011_1	Development of Solar Energy in Several Districts	Instituto De Credito:Kingdom Of Spain.	Bilateral	GOK	29/02/2012	25/04/2030	9,100,323	EUR	5,791,114.62	9,100,323	100.0%	Fully Drawn	State Department of Energy	The project involved development of solar energy in several districts	Closed project		2,012,362	0.50	-	EUR 9,927,625.07 in 24 Equal Repayments starting 25/10/2018
2012009_1	Nairobi Metropolitan Improvement Project	International Development Association	Multilateral	GOK	21/06/2012	15/11/2051	192,800,000	XDR	187,016,000.00	192,800,000	100.0%	Fully Drawn	NMS	The project financed Nairobi Metropolitan Improvement	Closed	Nairobi	-	0.75	-	XDR 154,240,000.00 in 40 Equal Repayments starting 15/05/2032 AND XDR 38,560,000.00 in 20 Equal Repayments starting 15/05/2022
2012008_1	Additional Financing Water and Sanitation Project	International Development Association	Multilateral	GOK	21/06/2012	15/04/2052	192,797,278	XDR	188,941,332.49	192,797,278	100.0%	Fully Drawn	Ministry of Water	The project financed Water and Sanitation Project	Closed		-	0.75	-	XDR 154,237,822.40 in 40 Equal Repayments starting 15/10/2032 AND XDR 38,559,455.60 in 20 Equal Repayments starting 15/10/2022
2012007_1	Upper Tana Catchment Natural Resource Management Project	International Fund For Agricultural Dev.	Multilateral	GOK	23/05/2012	15/02/2052	12,800,000	EUR	12,037,934.26	12,677,934	99.0%	122,066	Ministry of Water, Sanitation and Irrigation	Enpowering communities to sustainably manage natural resources while improving their livelihoods through income generating activities	Closed. The undrawn amount to be cancelled.	Upper Tana Catchment covering Meru, Tharaka Nithi, Embu,Kirinyaga, Muranga and Nyeri	-	0.75	-	EUR 12,800,000.00 in 60 Equal Repayments starting 15/08/2022
2012006_1	Upper Tana Catchment Natural Resource Management Project	International Fund For Agricultural Dev.	Multilateral	GOK	23/05/2012	15/08/2051	21,250,000	XDR	20,186,646.41	21,249,393	100.0%	607	Ministry of Water, Sanitation and Irrigation	Enpowering communities to sustainably manage natural resources while improving their livelihoods through income generating activities	Closed. The undrawn amount to be cancelled.	Upper Tana Catchment covering Meru, Tharaka Nithi, Embu,Kirinyaga, Muranga and Nyeri	-	0.75	-	XDR 354,147.00 in 1 Equal Repayments starting 15/02/2025 AND XDR 20,895,853.00 in 59 Equal Repayments starting 15/08/2022
2012005_1	Provision of Drilling Materials for Eighty (80) Geothermal Wells at Olkaria Geothermal Field Project	Exim Bank of China	Bilateral	GOK	23/05/2012	21/07/2032	367,788,462	USD	264,807,692.31	367,788,462	100.0%	Fully Drawn	State Department for Energy	Drilling Materials for Eighty (80) Geothermal Wells at Olkaria Geothermal Field	Complete	Nakuru county	278,719,656	2.00	-	USD 382,500,000.00 in 26 Equal Repayments starting 21/01/2020
2012003_1	Menengai Geothermal Development Project- Sirategic Fund	African Development Fund	Multilateral	GOK	12/03/2012	01/10/2051	5,379,877	USD	5,218,480.52	5,379,877	100.0%	Fully Drawn	Ministry of Energy/ Geothermal Development Company	The project aims to develop the Menegai geothermal steam field	Closed.	Nakuru	-	0.10	-	USD 4,303,901.43 in 40 Equal Repayments starting 01/04/2032 AND USD 1,075,975.40 in 20 Equal Repayments starting 01/04/2022
2012002_2	Menengai Geothermal Development Project	African Development Fund	Multilateral	GOK	12/03/2012	01/10/2061	115,253,413	USD	113,524,611.42	115,253,413	100.0%	Fully Drawn	Ministry of Energy/ Geothermal Development Company	The project aims to develop the Menegai geothermal steam field	Closed	Nakuru	-	0.75	-	AUA 103,728,071.40 in 60 Equal Repayments starting 01/04/2032 AND AUA 11,525,341.20 in 20 Equal Repayments starting 01/04/2022

LOAN #	LOAN TITLE	CREDITOR NAME	CREDITOR CATEGORY	BORROWER	AGREEMENT DATE	MATURITY DATE	REVISED FINANCE AMOUNT (Tranche)	R	PRINCIPLE BALANCE AS AT 31/08/2023 (FX)	DRAWN AMOUNT	DISBURSEMENT RATE	UNDRAWN AMOUNT	IMPLEMENTING AGENCY	PROJECT DESCRIPTION	PROJECT IMPLEMENTATION STATUS	COUNTY	COMMITMENT FEES SIINCE 2012 (KSHS)	Fixed Interest Rate	Variable (Margin) Interest Rate	No. Principal Repayments
2012001_3	Mombasa Nairobi Addisababa Road Corridor Project Ph 3(Turbi-Moyale)	African Development Fund	Multilateral	GOK	12/03/2012	01/10/2061	120,986,147	USD	119,171,354.70	120,986,147	100.0%	Fully Drawn	Ministry of Roads and Transport	The project involved upgrading of Turbi-Moyale (122km) to bituminious standard (Asphalt concrete) road including construction of bridges, execution of drainage structures, roadside amenities and environmental and social safeguards.	Completed	Marsabit	-	0.75	-	AUA 108,887,532.29 in 60 Equal Repayments starting 01/04/2032 AND AUA 12,098,614.60 in 20 Equal Repayments starting 01/04/2022
2012001_2	Mombasa Nairobi Addisababa Road Corridor Project Ph 3(Turbi-Moyale)	African Development Fund	Multilateral	GOK	12/03/2012	01/10/2061	9,737,828	EUR	9,591,760.19	9,737,828	100.0%	Fully Drawn	Ministry of Roads and Transport	The project involved upgrading of Turbi-Moyale (122km) to bituminious standard (Asphalt concrete) road including construction of bridges, execution of drainage structures, roadside amenities and environmental and social safeguards.	Completed	Marsabit	230,261,461	0.75	-	AUA 8,764,044.81 in 60 Equal Repayments starting 01/04/2032 AND AUA 973,782.80 in 20 Equal Repayments starting 01/04/2022
2011100_1	Rehabilitation and Upgrade of the Geothermal Plant Olkaria	Govt of Fed. Republic of Germany - GTZ	Bilateral	KENGEN	03/05/2011	30/06/2026	60,000,000	EUR	12,527,113.17	56,873,113	94.8%	3,126,887	Ministry of Energy	Rehabilitation and Upgrade of the Geothermal Plant Olkaria	Ongoing Project	Nakuru County	-	3.00	-	
2011021_1	Total War Against HIV and AIDS Project	International Development Association	Multilateral	GOK	27/02/2011	15/11/2050	34,977,024	XDR	33,228,172.83	34,977,024	100.0%	Fully Drawn	Ministry of Health	The project financed War Against HIV and AIDS Project	Closed		-	0.75	-	XDR 27,981,619.20 in 40 Equal Repayments starting 15/05/2031 AND XDR 6,995,404.80 in 20 Equal Repayments starting 15/05/2021
2011020_1	East Africa Trade and Transport Facilitatio Projec	International Development Association	Multilateral	GOK	03/08/2011	15/05/2051	18,597,285	XDR	17,853,393.84	18,597,285	100.0%	Fully Drawn	State Department for Roads	The project financed East Africa Trade and Transport	Closed		-	0.75	-	XDR 14,877,828.00 in 40 Equal Repayments starting 15/11/2031 AND XDR 3,719,457.00 in 20 Equal Repayments starting 15/11/2021
2011019_1	Water Sector DVT Programme Lake Victoria South (Investment Measures	Govt of Fed. Republic of Germany - GTZ	Bilateral	GOK	30/12/2011	30/06/2052	33,000,000	EUR	29,286,373.96	30,936,374	93.7%	2,063,626	MoWSI	To finance improvement of water supply and sanitation services in the town of Kericho and Kisii	The project is complete. The final disbursement will be made at end of defect liability period in 2024	Kisii and Kericho	-	1.50	-	EUR 33,000,000.00 in 60 Equal Repayments starting 30/06/2022
2011018_1	Economic and Technical Cooperation	Government of China	Bilateral	GOK	18/07/2011	30/09/2028	50,000,000	CNY	50,000,000.00	50,000,000	100.0%	Fully Drawn	-	The project entailed building skils and knowledge tranfers	Closed.		-	-	-	CNY 50,000,000.00 in 10 Equal Repayments starting 30/03/2024
2011017_1	Kenya Nairobi Southern Bypass	Exim Bank of China	Bilateral	GOK	01/12/2011	21/01/2032	176,538,462	USD	120,046,153.85	176,538,462	100.0%	Fully Drawn	State Department for Roads	Construction of Nairobi Southern Bypass road	Complete	Nairobi county	364,539,275	2.00	-	USD 183,600,000.00 in 26 Equal Repayments starting 21/07/2019
2011016_1	Rural Electrification Project	Organisation of Petroleum Exp Countries	Multilateral	GOK	25/09/2011	15/04/2031	15,000,000	USD	3,322,618.09	8,404,976	56.0%	6,595,024	Miistry of Energy	facilitate the provision of power supply to households and public facilities	The project is currently at 70 percent completion.	Turkana, Mandera, Wajir, Laikipia and and Samburu	-	2.50	-	USD 417,642.43 in 1 Equal Repayments starting 15/04/2031 AND USD 9,500,000.00 in 15 Equal Repayments starting 15/10/2023 AND USD 500,000.00 in 1 Equal Repayments starting 15/04/2023 AND USD 2,500,000.00 in 5 Equal Repayments starting 15/10/2020 AND USD 186,260.81 in 1 Equal Repayments starting 25/09/2019 AND USD 396,096.76 in 1 Equal Repayments starting 15/04/2019 AND USD 1,500,000.00 in 3 Equal Repayments starting 15/04/2017
2011015_1	Rural Electrification Project in 5 Regions	Arab Bank For Econ.Dev.In Africa	Multilateral	GOK	23/09/2011	01/06/2045	10,000,000	USD	5,838,081.16	5,838,081	58.4%	4,161,919	Ministry of Energy	Provision of electricity to public facilities and householdsin the rural areas	The project is Progressing well at 80%. To be completed by June, 2024	counties of Turkana, Mandera, Wajir, Laikipia and Samburu	-	1.00	-	USD 275,000.00 in 1 Other Repayments starting 01/06/2045 AND USD 274,000.00 in 1 Other Repayments starting 01/12/2044 AND USD 272,000.00 in 1 Other Repayments starting 01/06/2044 AND USD 271,000.00 in 1 Other Repayments starting 01/12/2043 AND USD 270,000.00 in 1 Other Repayments starting 01/06/2043 AND USD 268,000.00 in 1 Other Repayments starting 01/12/2042 AND USD 267,000.00 in 1 Other Repayments starting 01/06/2042 AND USD 266,000.00 in 1 Other Repayments starting 01/12/2041 AND USD 264,000.00 in 1 Other Repayments starting 01/06/2041 AND USD 263,000.00 in 1 Other Repayments starting 01/12/2040 AND USD 262,000.00 in 1 Other Repayments starting 01/06/2040 AND USD 260,000.00 in 1 Other Repayments starting 01/12/2039 AND USD 259,000.00 in 1 Other Repayments starting 01/06/2039 AND USD 258,000.00 in 1 Other Repayments starting 01/12/2038 AND USD 257,000.00 in 1 Other Repayments starting 01/06/2038 AND USD 255,000.00 in 1 Other Repayments starting 01/12/2037 AND USD 254,000.00 in 1 Other Repayments starting 01/06/2037 AND USD 253,000.00 in 1 Other
2011014_4	Nairobi River Basin Rehabilitation & Restoration Program:Sewerage Improvement	African Development Fund	Multilateral	GOK	23/03/2011	01/11/2060	3,510,710	GBP	3,422,941.89	3,510,710	100.0%	Fully Drawn	Ministry of Water and Development	The project involved (i) rehabilitation and construction of wastewater treatment facilities at Dandora, (ii) construction of 220km of sewer reticulation network including faecal sludge management infrastructure, and (iii) construction of 50 ablution blocks and rehabilitation of 50 ablution blocks in Nairobi informal settlements. The project will also directly support Athi Water Services Board (AWSB) and Nairobi City Water and Sewerage Company (NCWSC) to offer improved sanitation services through institutional strengthening	Completed	Nairobi	-	0.75	-	AUA 3,159,638.64 in 60 Equal Repayments starting 01/05/2031 AND AUA 351,071.00 in 20 Equal Repayments starting 01/05/2021

LOAN #	LOAN TITLE	CREDITOR NAME	CREDITOR CATEGORY	BORROWER	AGREEMENT DATE	MATURITY DATE	REVISED FINANCIAL AMOUNT (Tranche)	CUR	PRINCIPLE BALANCE AS AT 31/08/2023 (FX)	DRAWN AMOUNT	DISBURSEMENT RATE	UNDRAWN AMOUNT	IMPLEMENTING AGENCY	PROJECT DESCRIPTION	PROJECT IMPLEMENTATION STATUS	COUNTY	COMMITMENT FEES SINCE 2012 (KSHS)	Fixed Interest Rate	Variable (Margin) Interest Rate	No. Principal Repayments
2011014_3	Nairobi River Basin Rehabilitation & Restoration Program:Sewerage Improvement	African Development Fund	Multilateral	GOK	23/03/2011	01/11/2060	345,149	EUR	336,520.13	345,149	100.0%	Fully Drawn	Ministry of Water and Development	The project involved (i) rehabilitation and construction of wastewater treatment facilities at Dandora, (ii) construction of 220km of sewer reticulation network including faecal sludge management infrastructure, and (iii) construction of 50 ablution blocks and rehabilitation of 50 ablution blocks in Nairobi informal settlements. The project will also directly support Athi Water Services Board (AWSB) and Nairobi City Water and Sewerage Company (NCWSC) to offer improved sanitation services through institutional strengthening	Completed	Nairobi	-	0.75	-	AUA 310,634.03 in 60 Equal Repayments starting 01/05/2031 AND AUA 34,514.80 in 20 Equal Repayments starting 01/05/2021
2011014_2	Nairobi River Basin Rehabilitation & Restoration Program:Sewerage Improvement	African Development Fund	Multilateral	GOK	23/03/2011	01/11/2060	43,992,465	USD	42,887,840.57	43,992,465	100.0%	Fully Drawn	Ministry of Water and Development	The project involved (i) rehabilitation and construction of wastewater treatment facilities at Dandora, (ii) construction of 220km of sewer reticulation network including faecal sludge management infrastructure, and (iii) construction of 50 ablution blocks and rehabilitation of 50 ablution blocks in Nairobi informal settlements. The project will also directly support Athi Water Services Board (AWSB) and Nairobi City Water and Sewerage Company (NCWSC) to offer improved sanitation services through institutional strengthening	Completed	Nairobi	11,488,238	0.75	-	AUA 659,885.04 in 1 Equal Repayments starting 01/11/2060 AND AUA 38,933,331.23 in 59 Equal Repayments starting 01/05/2031 AND AUA 4,392,832.40 in 20 Equal Repayments starting 01/05/2021
2011013_4	Power Transmission System Improvement Project	African Development Fund	Multilateral	GOK	23/03/2011	01/11/2060	91,830	EUR	89,534.37	91,830	100.0%	Fully Drawn	Kenya Electricity Transmission Company	The project consisted of construction on a turnkey basis, of a total of 431 km of 132 kV lines, extension of six substation bays and construction of eight new 132/33 kV substations.	Completed	Kitui, Makueni, Nyeri, Bomet, Narok, Nandi, Baringo, Laikipia and Nakuru	-	0.75	-	AUA 82,647.12 in 60 Equal Repayments starting 01/05/2031 AND AUA 9,183.00 in 20 Equal Repayments starting 01/05/2021
2011013_3	Power Transmission System Improvement Project	African Development Fund	Multilateral	GOK	23/03/2011	01/11/2060	379,947	GBP	370,448.32	379,947	100.0%	Fully Drawn	Kenya Electricity Transmission Company	The project consisted of construction on a turnkey basis, of a total of 431 km of 132 kV lines, extension of six substation bays and construction of eight new 132/33 kV substations.	Completed	Kitui, Makueni, Nyeri, Bomet, Narok, Nandi, Baringo, Laikipia and Nakuru	-	0.75	-	AUA 341,952.22 in 60 Equal Repayments starting 01/05/2031 AND AUA 37,994.80 in 20 Equal Repayments starting 01/05/2021
2011013_2	Power Transmission System Improvement Project	African Development Fund	Multilateral	GOK	23/03/2011	01/11/2060	61,804,118	USD	59,796,500.00	61,804,118	100.0%	Fully Drawn	Kenya Electricity Transmission Company	The project consisted of construction on a turnkey basis, of a total of 431 km of 132 kV lines, extension of six substation bays and construction of eight new 132/33 kV substations.	Completed	Kitui, Makueni, Nyeri, Bomet, Narok, Nandi, Baringo, Laikipia and Nakuru	15,328,593	0.75	-	AUA 927,057.77 in 1 Equal Repayments starting 01/11/2060 AND AUA 54,896,644.43 in 59 Equal Repayments starting 01/05/2031 AND AUA 5,563,730.40 in 20 Equal Repayments starting 01/05/2021
2011012_1	Private Sector Development in Agriculture, Smallholder Irrigation Programme Mwoni Kenya (Phase III)	Govt of Fed. Republic of Germany - GTZ	Bilateral	GOK	14/07/2011	30/06/2051	2,950,000	EUR	2,751,886.64	2,951,687	100.1%	48,313	MoWSI, Equity Bank	To finance smallholder irrigation programme in Mt. Kenya Region	The Subsidiary Loan Agreement signed in 2019 needs to be amended following the signing of supplemental Loan Agreement of Euro 2.5 million in 2022. This will allow further drawdown of facility	Kirinyaga, Embu Tharaka Nithi, Meru and Muranga.	910,076	0.75	-	EUR 3,000,000.00 in 60 Equal Repayments starting 31/12/2021
2011010_1	Kenya Kenyatta University, Teaching, Research and Refferal Hospital Project	Exim Bank of China	Bilateral	GOK	17/06/2011	21/03/2032	716,983,704	CNY	496,373,332.33	716,983,704	100.0%	Fully Drawn	State Department for Medical Services	Contruction and equiping of Kenya Kenyatta University, Teaching, Research and Refferal Hospital	Complete	Kiambu County	305,738,535	2.00	-	CNY 744,560,000.00 in 27 Equal Repayments starting 21/03/2019
2011009_1	Kenya Informal Settlements Improvement Project	International Development Association	Multilateral	GOK	23/05/2011	15/11/2050	64,999,138	XDR	61,749,180.69	64,999,138	100.0%	Fully Drawn	State Department for Urban Development	The project financed Informal Settlements Improvement	Closed		-	0.75	-	XDR 51,999,309.99 in 40 Equal Repayments starting 15/05/2031 AND XDR 12,999,827.60 in 20 Equal Repayments starting 15/05/2021
2011008_1	Kenya Transport Sector Support Project	International Development Association	Multilateral	GOK	23/05/2011	15/02/2051	190,523,334	XDR	180,997,167.77	190,523,334	100.0%	Fully Drawn	State Department for Transport	The project financed Kenya Transport Sector	Closed		-	0.75	-	XDR 152,418,667.67 in 40 Equal Repayments starting 15/08/2031 AND XDR 38,104,666.80 in 20 Equal Repayments starting 15/08/2021
2011007_3	Eldoret-Timboroa Road Rehabilitation Project	African Development Fund	Multilateral	GOK	23/03/2011	01/11/2061	1,922,644	EUR	1,874,578.24	1,922,644	100.0%	Fully Drawn	Ministry of Roads and Transport	The project involved rehabilitation works for the 73km road to bituminious standard (Asphalt Hot Mix) road including earthwork, pavement construction, maintenance/repair of existing bridges, execution of drainage structures,	Completed	Uasin Gishu	-	0.75	-	AUA 1,730,379.94 in 60 Equal Repayments starting 01/05/2032 AND AUA 192,264.40 in 20 Equal Repayments starting 01/05/2021
2011007_2	Eldoret-Timboroa Road Rehabilitation Project	African Development Fund	Multilateral	GOK	23/03/2011	01/11/2061	43,724,160	USD	42,631,055.63	43,724,160	100.0%	Fully Drawn	Ministry of Roads and Transport	The project involved rehabilitation works for the 73km road to bituminious standard (Asphalt Hot Mix) road including earthwork, pavement construction, maintenance/repair of existing bridges, execution of drainage structures,	Completed	Uasin Gishu	11,488,238	0.75	-	AUA 39,351,743.63 in 60 Equal Repayments starting 01/05/2032 AND AUA 4,372,416.00 in 20 Equal Repayments starting 01/05/2021

LOAN #	LOAN TITLE	CREDITOR NAME	CREDITOR CATEGORY	BORROWER	AGREEMENT DATE	MATURITY DATE	REVI FINAN AMOUNT (Tranche)		PRINCIPLE BALANCE AS AT 31/08/2023 (FX)	DRAWN AMOUNT	DISBURSEMENT RATE	UNDRAWN AMOUNT	IMPLEMENTING AGENCY	PROJ TION	PROJECT IMPLEMENTATION STATUS	COUNTY	COMMITMENT FEES SIINCE 2012 (KSHS)	Fixed Interest Rate	Variable (Margin) Interest Rate	No. Principal Repayments
2011005_1	Nanyuki-Isiolo-Meru Electrification Project-GOBE	Government of Belgium	Bilateral	GOK	31/03/2011	31/12/2047	7,610,400	EUR	7,326,340.46	7,536,340	99.0%	74,060	Ministry of Energy	Project entails installation of Electricity Transmission Line and associated works from Nanyuki to Isiolo to Meru.	Project cancelled at 97% completion rate. CG Belgium Holdings (Contractor) went on receivership. The remaining portions of the work is being completed by GoK resources and the undrawn loan amount was cancelled.	Nanyuki, Isiolo and Meru.	-	-	-	Various unequal repayments
2011004_1	Enterprise Messaging And Collaboration System(EMACS) Project	Exim Bank of China	Bilateral	GOK	18/03/2011	21/03/2031	296,153,846	CNY	189,538,461.54	296,153,846	100.0%	Fully Drawn	State Department for ICT and DE	Installation and commissioning of Enterprise Messaging And Collaboration System(EMACS)	Complete	National wide	9,034,554	2.00	-	CNY 308,000,000.00 in 26 Equal Repayments starting 21/09/2018
2011003_7	Generation and Transmission Master Plan and Support of Geothermal Development Company	Agence Francaise De Development	Bilateral	GOK	05/04/2011	31/01/2031	3,249,562	EUR	2,215,610.31	3,249,562	100.0%	Fully Drawn	State Department for Energy	The project preparation of Generation and Transmission Master Plan and Support of Geothermal Development Company	Completed		-	0.25	-	EUR 3,544,976.49 in 24 Equal Repayments starting 31/07/2019
2011003_6	Generation and Transmission Master Plan and Support of Geothermal Development Company	Agence Francaise De Development	Bilateral	GOK	05/04/2011	31/01/2031	12,253,533	EUR	8,354,681.39	12,253,533	100.0%	Fully Drawn	State Department for Energy	The project preparation of Generation and Transmission Master Plan and Support of Geothermal Development Company	Completed		-	0.25	-	EUR 13,367,490.22 in 24 Equal Repayments starting 31/07/2019
2011003_5	Generation and Transmission Master Plan and Support of Geothermal Development Company	Agence Francaise De Development	Bilateral	GOK	05/04/2011	31/01/2031	2,955,981	EUR	2,015,441.54	2,955,981	100.0%	Fully Drawn	State Department for Energy	The project preparation of Generation and Transmission Master Plan and Support of Geothermal Development Company	Completed		-	0.25	-	EUR 3,224,706.46 in 24 Equal Repayments starting 31/07/2019
2011003_4	Generation and Transmission Master Plan and Support of Geothermal Development Company	Agence Francaise De Development	Bilateral	GOK	05/04/2011	31/01/2031	14,166,742	EUR	9,659,142.13	14,166,742	100.0%	Fully Drawn	State Department for Energy	The project preparation of Generation and Transmission Master Plan and Support of Geothermal Development Company	Completed		-	0.25	-	EUR 15,454,627.41 in 24 Equal Repayments starting 31/07/2019
2011003_3	Generation and Transmission Master Plan and Support of Geothermal Development Company	Agence Francaise De Development	Bilateral	GOK	05/04/2011	31/01/2031	13,672,591	EUR	9,322,221.30	13,672,591	100.0%	Fully Drawn	State Department for Energy	The project preparation of Generation and Transmission Master Plan and Support of Geothermal Development Company	Completed		-	0.25	-	EUR 14,915,554.08 in 24 Equal Repayments starting 31/07/2019
2011003_2	Generation and Transmission Master Plan and Support of Geothermal Development Company	Agence Francaise De Development	Bilateral	GOK	05/04/2011	31/01/2031	3,814,550	EUR	2,600,829.72	3,814,550	100.0%	Fully Drawn	State Department for Energy	The project preparation of Generation and Transmission Master Plan and Support of Geothermal Development Company	Completed		-	0.25	-	EUR 4,161,327.55 in 24 Equal Repayments starting 31/07/2019
2011002_1	Rehabilitation and Upgrading of Equipment in Universities and Technical institutes Phase 1 Project	Exim Bank of China	Bilateral	GOK	18/03/2011	21/03/2031	188,359,678	CNY	120,550,193.41	188,359,678	100.0%	Fully Drawn	State Department for Vocational Training	Rehabilitation and Upgrading of Equipment in Universities and Technical institutes across the country	Complete	National wide	7,812,083	2.00	-	CNY 195,894,065.00 in 26 Equal Repayments starting 21/09/2018
2011001_8	Extended Credit Facility	International Monetary Fund	Multilateral	GOK	31/01/2011	19/12/2023	55,383,749	XDR	5,538,374.90	55,383,749	100.0%	Fully Drawn	The National Treasury	Budget support	Closed		-	-	-	XDR 55,383,749.00 in 10 Equal Repayments starting 19/06/2019
2011001_7	Extended Credit Facility	International Monetary Fund	Multilateral	GOK	31/01/2011	19/12/2023	16,537,251	XDR	1,653,725.10	16,537,251	100.0%	Fully Drawn	The National Treasury	Budget support	Closed		-	-	-	XDR 16,537,251.00 in 10 Equal Repayments starting 14/06/2019
2011001_6	Extended Credit Facility	International Monetary Fund	Multilateral	GOK	31/01/2011	19/12/2023	71,921,000	XDR	-	71,921,000	14.7%	Matured	The National Treasury	Budget support	Closed		-	-	-	XDR 71,921,000.00 in 10 Equal Repayments starting 24/10/2018
2011001_5	Extended Credit Facility	International Monetary Fund	Multilateral	GOK	31/01/2011	19/12/2023	71,921,000	XDR	-	71,921,000	14.7%	Matured	The National Treasury	Budget support	Closed		-	-	-	XDR 71,921,000.00 in 10 Equal Repayments starting 01/05/2018
2010102_2	Rehabilitation and Expansion of the Hydropower Plant Kindaruma	Govt of Fed. Republic of Germany - GTZ	Bilateral	KENGEN	16/11/2010	30/06/2024	30,000,000	EUR	3,000,000.00	30,000,000	100.0%	Fully Drawn	Ministry of Energy	Rehabilitation and Expansion of the Hydropower Plant Kindaruma	closed	Embu and Machakos	-	2.50	-	
2010102_1	Rehabilitation and Expansion of the Hydropower Plant Kindaruma	Govt of Fed. Republic of Germany - GTZ	Bilateral	KENGEN	16/11/2010	30/06/2024	9,100,000	EUR	910,000.00	9,100,000	100.0%	Fully Drawn	Ministry of Energy	Rehabilitation and Expansion of the Hydropower Plant Kindaruma	closed	Embu and Machakos	-	2.50	-	
2010101_1	Olkaria 1 Unit 4 and 5 Geothermal Power Project	Government of Japan	Bilateral	KENGEN	31/03/2010	20/04/2040	28,796,098	JPK	15,398,904.98	20,438,222	71.0%	9,077,778	State Department for Energy	The project entails development works in olkaria Unit 1 and 5 Geothermal generation activities	Implementation ongoing	Nakuru County	-	0.20	-	
2010026_1	Nuno Modogashe Road Project	Abu Dhabi Fund for Arab Econ Cooperation	Bilateral	GOK	25/11/2010	31/05/2030	31,060,530	AED	15,613,530.32	31,060,530	100.0%	Fully Drawn	State Department for Roads	The project entailed construction of Nuno to Modogashe road	Closed	Garissa County	-	2.50	-	AED 1,054,530.32 in 1 Equal Repayments starting 30/05/2030 AND AED 5,275,000.00 in 5 Equal Repayments starting 30/11/2027 AND AED 9,284,000.00 in 8 Equal Repayments starting 30/11/2023 AND AED 759,000.00 in 1 Equal Repayments starting 31/05/2023 AND AED 3,672,000.00 in 3 Equal Repayments starting 30/11/2021 AND AED 11,016,000.00 in 9 Equal Repayments starting 30/11/2016
2010025_7	Olkaria 1 units 4 and 5	Agence Francaise De Development	Bilateral	GOK	15/12/2010	31/07/2030	5,712,055	EUR	2,856,027.38	5,712,055	100.0%	Fully Drawn	State Department for Energy	The project aimed to: install two new 70 MW turbines at the Olkaria I site; install two 70 MW turbines at the Olkaria IV site; use the existing 45 MW at Olkaria I to steam from Olkaria II site.	Completed	Nakuru county	-	0.43	-	EUR 6,120,058.68 in 30 Equal Repayments starting 31/01/2016
2010025_6	Olkaria 1 units 4 and 5	Agence Francaise De Development	Bilateral	GOK	15/12/2010	31/07/2030	11,418,534	EUR	5,709,267.20	11,418,534	100.0%	Fully Drawn	State Department for Energy	The project aimed to: install two new 70 MW turbines at the Olkaria I site; install two 70 MW turbines at the Olkaria IV site; use the existing 45 MW at Olkaria I to steam from Olkaria II site.	Completed	Nakuru county	-	1.03	-	EUR 12,234,144.00 in 30 Equal Repayments starting 31/01/2016
2010025_5	Olkaria 1 units 4 and 5	Agence Francaise De Development	Bilateral	GOK	15/12/2010	31/07/2030	6,037,493	EUR	3,018,746.44	6,037,493	100.0%	Fully Drawn	State Department for Energy	The project aimed to: install two new 70 MW turbines at the Olkaria I site; install two 70 MW turbines at the Olkaria IV site; use the existing 45 MW at Olkaria I to steam from Olkaria II site.	Completed	Nakuru county	-	1.71	-	EUR 6,468,742.38 in 30 Equal Repayments starting 31/01/2016

LOAN #	LOAN TITLE	CREDITOR NAME	CREDITOR CATEGORY	BORROWER	AGREEMENT DATE	MATURITY DATE	REVE... FINAN... AMOUNT (Tranche)	...R	PRINCIPLE BALANCE AS AT 31/08/2023 (FX)	DRAWN AMOUNT	DISBURSEMENT RATE	UNDRAWN AMOUNT	IMPLEMENTING AGENCY	PRO... ...PTION	PROJECT IMPLEMENTATION STATUS	COUNTY	COMMITMENT FEES SIINCE 2012 (KSHS)	Fixed Interest Rate	Variable (Margin) Interest Rate	No. Principal Repayments
2010025_4	Olkaria 1 units 4 and 5	Agence Francaise De Development	Bilateral	GOK	15/12/2010	31/07/2030	10,798,774	EUR	5,399,387.00	10,798,774	100.0%	Fully Drawn	State Department for Energy	The project aimed to: install two new 70 MW turbines at the Olkaria I site; install two 70 MW turbines at the Olkaria IV site; use the existing 45 MW at Olkaria I to steam from Olkaria II site.	Completed	Nakuru county	-	1.60	-	EUR 11,570,115.00 in 30 Equal Repayments starting 31/01/2016
2010025_3	Olkaria 1 units 4 and 5	Agence Francaise De Development	Bilateral	GOK	15/12/2010	31/07/2030	10,832,401	EUR	5,416,200.53	10,832,401	100.0%	Fully Drawn	State Department for Energy	The project aimed to: install two new 70 MW turbines at the Olkaria I site; install two 70 MW turbines at the Olkaria IV site; use the existing 45 MW at Olkaria I to steam from Olkaria II site.	Completed	Nakuru county	-	1.40	-	EUR 11,606,144.00 in 30 Equal Repayments starting 31/01/2016
2010025_2	Olkaria 1 units 4 and 5	Agence Francaise De Development	Bilateral	GOK	15/12/2010	31/07/2030	36,375,856	EUR	18,187,927.84	36,375,856	100.0%	Fully Drawn	State Department for Energy	The project aimed to: install two new 70 MW turbines at the Olkaria I site; install two 70 MW turbines at the Olkaria IV site; use the existing 45 MW at Olkaria I to steam from Olkaria II site.	Completed	Nakuru county	-	1.62	-	EUR 38,974,131.08 in 30 Equal Repayments starting 31/01/2016
2010024_1	Economic and Technical Cooperation	Government of China	Bilateral	GOK	24/09/2010	01/08/2032	40,000,000	CNY	13,500,000.00	13,500,000	33.8%	26,500,000	-	The project entailed building skills and knowledge tranfers	Closed. The undrawn amount to be cancelled.		-	-	-	CNY 40,000,000.00 in 10 Equal Repayments starting 01/08/2023
2010022_9	Olkaria1 and1V Geothermal Expansion Project	European Investment Bank	Multilateral	GOK	15/12/2010	30/09/2040	4,332,365	EUR	3,177,067.67	4,332,365	100.0%	Fully Drawn	KENGEN	Construction and extension of Olkaria1 and1V Geothermal Plant	Completed	Nakuru	-	3.21	-	EUR 4,332,365.00 in 30 Equal Repayments starting 30/09/2019
2010022_8	Olkaria1 and1V Geothermal Expansion Project	European Investment Bank	Multilateral	GOK	15/12/2010	30/09/2040	8,348,850	EUR	5,844,194.78	8,348,850	100.0%	Fully Drawn	KENGEN	Construction and extension of Olkaria1 and1V Geothermal Plant	Completed	Nakuru	-	3.51	-	EUR 8,348,849.68 in 30 Equal Repayments starting 31/03/2019
2010022_7	Olkaria1 and1V Geothermal Expansion Project	European Investment Bank	Multilateral	GOK	15/12/2010	30/09/2040	24,041,684	EUR	16,829,178.81	24,041,684	100.0%	Fully Drawn	KENGEN	Construction and extension of Olkaria1 and1V Geothermal Plant	Completed	Nakuru	-	3.51	-	EUR 24,041,684.02 in 30 Equal Repayments starting 31/03/2019
2010022_6	Olkaria1 and1V Geothermal Expansion Project	European Investment Bank	Multilateral	GOK	15/12/2010	30/09/2040	3,921,767	EUR	2,745,236.98	3,921,767	100.0%	Fully Drawn	KENGEN	Construction and extension of Olkaria1 and1V Geothermal Plant	Completed	Nakuru	-	3.51	-	EUR 3,921,767.12 in 30 Equal Repayments starting 31/03/2019
2010022_5	Olkaria1 and1V Geothermal Expansion Project	European Investment Bank	Multilateral	GOK	15/12/2010	30/09/2040	8,076,344	EUR	5,115,017.84	8,076,344	100.0%	Fully Drawn	KENGEN	Construction and extension of Olkaria1 and1V Geothermal Plant	Completed	Nakuru	-	3.13	-	EUR 8,076,343.95 in 30 Equal Repayments starting 31/03/2018
2010022_4	Olkaria1 and1V Geothermal Expansion Project	European Investment Bank	Multilateral	GOK	15/12/2010	30/09/2040	14,817,607	EUR	9,384,484.71	14,817,607	100.0%	Fully Drawn	KENGEN	Construction and extension of Olkaria1 and1V Geothermal Plant	Completed	Nakuru	-	3.13	-	EUR 14,817,607.43 in 30 Equal Repayments starting 30/03/2018
2010022_3	Olkaria1 and1V Geothermal Expansion Project	European Investment Bank	Multilateral	GOK	15/12/2010	30/09/2040	2,443,852	EUR	1,792,158.45	2,443,852	100.0%	Fully Drawn	KENGEN	Construction and extension of Olkaria1 and1V Geothermal Plant	Completed	Nakuru	-	2.15	-	EUR 2,443,852.43 in 30 Equal Repayments starting 30/09/2019
2010022_2	Olkaria1 and1V Geothermal Expansion Project	European Investment Bank	Multilateral	GOK	15/12/2010	30/09/2040	3,366,752	EUR	2,468,951.34	3,366,752	100.0%	Fully Drawn	KENGEN	Construction and extension of Olkaria1 and1V Geothermal Plant	Completed	Nakuru	-	2.15	-	EUR 3,366,751.83 in 30 Equal Repayments starting 30/09/2019
2010022_14	Olkaria1 and1V Geothermal Expansion Project	European Investment Bank	Multilateral	GOK	15/12/2010	30/09/2040	15,397,795	EUR	15,397,794.79	15,397,795	100.0%	Fully Drawn	KENGEN	Construction and extension of Olkaria1 and1V Geothermal Plant	Completed	Nakuru	-	1.26	-	EUR 513,259.72 in 1 Equal Repayments starting 30/09/2040 AND EUR 14,884,535.07 in 29 Equal Repayments starting 30/03/2026
2010022_13	Olkaria1 and1V Geothermal Expansion Project	European Investment Bank	Multilateral	GOK	15/12/2010	30/09/2040	9,443,019	EUR	9,443,018.71	9,443,019	100.0%	Fully Drawn	KENGEN	Construction and extension of Olkaria1 and1V Geothermal Plant	Completed	Nakuru	-	1.07	-	EUR 9,443,018.71 in 30 Equal Repayments starting 30/09/2025
2010022_12	Olkaria1 and1V Geothermal Expansion Project	European Investment Bank	Multilateral	GOK	15/12/2010	30/09/2040	9,064,428	EUR	9,064,427.59	9,064,428	100.0%	Fully Drawn	KENGEN	Construction and extension of Olkaria1 and1V Geothermal Plant	Completed	Nakuru	-	1.07	-	EUR 9,064,427.59 in 30 Equal Repayments starting 30/09/2025
2010022_11	Olkaria1 and1V Geothermal Expansion Project	European Investment Bank	Multilateral	GOK	15/12/2010	30/09/2040	7,923,707	EUR	7,923,707.45	7,923,707	100.0%	Fully Drawn	KENGEN	Construction and extension of Olkaria1 and1V Geothermal Plant	Completed	Nakuru	-	1.07	-	EUR 7,923,707.45 in 30 Equal Repayments starting 30/09/2025
2010022_10	Olkaria1 and1V Geothermal Expansion Project	European Investment Bank	Multilateral	GOK	15/12/2010	30/09/2040	7,821,830	EUR	5,736,008.67	7,821,830	100.0%	Fully Drawn	KENGEN	Construction and extension of Olkaria1 and1V Geothermal Plant	Completed	Nakuru	-	3.13	-	EUR 7,821,830.00 in 30 Equal Repayments starting 30/09/2019
2010021_1	Programme for Rural Outreach of Financial Innovations and Technologies	International Fund For Agricultural Dev.	Multilateral	GOK	22/12/2010	15/12/2050	18,669,002	XDR	17,103,447.15	18,669,002	100.0%	Fully Drawn	The National Treasury	To facilitate the access of poor rural households to fanancial services and improve their livelihoods	Closed	Upper Tana Catchment covering Meru, Tharaka Nithi, Embu,Kinnyaga, Muranga and Nyeri	-	0.75	-	XDR 310,959.15 in 1 Equal Repayments starting 15/12/2050 AND XDR 18,036,376.00 in 58 Equal Repayments starting 15/12/2021 AND XDR 321,667.00 in 1 Equal Repayments starting 15/06/2021
2010020_2	Olkaria-Lessos-Kisumu Transmission Lines Construction Project	Government of Japan	Bilateral	GOK	10/12/2010	20/06/2051	692,467	JPK	552,695.00	643,740	5.4%	81,087	State Department of Energy	The project entailed construction of Olkaria-Lessos-Kisumu Transmission Lines Construction Project	ongoing project	Ksumu County	-	0.11	-	JPK 552,695.00 in 55 Equal Repayments starting 20/12/2023 AND JPK 10,125.22 in 1 Equal Repayments starting 20/06/2023 AND JPK 64,720.00 in 4 Equal Repayments starting 20/06/2021 AND JPK 16,200.00 in 1 Equal Repayments starting 20/12/2020
2010020_1	Olkaria-Lessos-Kisumu Transmission Lines Construction Project	Government of Japan	Bilateral	GOK	10/12/2010	20/06/2051	11,310,649	JPK	10,556,865.00	11,310,649	100.0%	Fully Drawn	State Department of Energy	The project entailed construction of Olkaria-Lessos-Kisumu Transmission Lines Construction Project	ongoing project	Ksumu County	54,762,054	0.50	-	JPK 10,556,865.00 in 55 Equal Repayments starting 20/12/2023 AND JPK 191,979.59 in 1 Equal Repayments starting 20/06/2023 AND JPK 749,048.00 in 4 Equal Repayments starting 20/06/2021 AND JPK 187,280.00 in 1 Equal Repayments starting 20/12/2020
2010019_1	Kenya Coastal Development Project	International Development Association	Multilateral	GOK	17/11/2010	15/05/2050	20,136,231	XDR	18,928,056.67	20,136,231	100.0%	Fully Drawn	Ministry of Water	The project financed Kenya Coastal Development	Closed		-	0.75	-	XDR 18,108,984.40 in 40 Equal Repayments starting 15/11/2030 AND XDR 4,027,246.10 in 20 Equal Repayments starting 15/11/2020
2010018_1	Finance of Power Transmission Lines	Exim Bank India	Bilateral	GOK	16/11/2010	04/02/2028	61,600,000	USD	24,284,887.01	59,484,887	96.6%	2,115,113	State Department for Energy/ KETRACO	Contruction of Turkwel - Ortum - Kitale and Machakos -Konza - Kajiado - namanga Transmission lines and associated sub saxions	Ongoing	Kapenguria, Cherangany, Machakos Town, Kajiado South constituencies	103,374,542	-	0.93	USD 61,600,000.00 in 21 Equal Repayments starting 04/02/2018
2010017_3	NELSAP-Multinational-Kenyan Section of Interconnection of Electric Grids of nile Equatorial Countries	African Development Fund	Multilateral	GOK	20/09/2010	01/05/2060	30,088,756	USD	29,206,001.05	30,088,756	100.0%	Fully Drawn	State Department for Energy/ Kenya Electricity Transmission Company	The multinational project consists in the construction and upgrding of 769km of 220kV and 110kV power lines and 17 substations to interconnect the electric grids of the following Nile Equitorial Lakes (NEL) countries	Closed	Nandi, Kakamega, Bungoma Busia	-	0.75	-	AUA 27,146,239.01 in 60 Equal Repayments starting 01/11/2030 AND AUA 2,942,517.20 in 20 Equal Repayments starting 01/11/2020
2010017_2	NELSAP-Multinational-Kenyan Section of Interconnection of Electric Grids of nile Equatorial Countries	African Development Fund	Multilateral	GOK	20/09/2010	01/05/2060	383,835	GBP	372,319.97	383,835	100.0%	Fully Drawn	State Department for Energy/ Kenya Electricity Transmission Company	The multinational project consists in the construction and upgrding of 769km of 220kV and 110kV power lines and 17 substations to interconnect the electric grids of the following Nile Equitorial Lakes (NEL) countries	Closed	Nandi, Kakamega, Bungoma Busia	13,053,921	0.75	-	AUA 345,451.59 in 60 Equal Repayments starting 01/11/2030 AND AUA 38,383.40 in 20 Equal Repayments starting 01/11/2020

LOAN #	LOAN TITLE	CREDITOR NAME	CREDITOR CATEGORY	BORROWER	AGREEMENT DATE	MATURITY DATE	REVISED FINANCIAL AMOUNT (Tranche)	CURR	PRINCIPLE BALANCE AS AT 31/08/2023 (FX)	DRAWN AMOUNT	DISBURSEMENT RATE	UNDRAWN AMOUNT	IMPLEMENTING AGENCY	PROJECT DESCRIPTION	PROJECT IMPLEMENTATION STATUS	COUNTY	COMMITMENT FEES SIINCE 2012 (KSHS)	Fixed Interest Rate	Variable (Margin) Interest Rate	No. Principal Repayments
2010016_3	Health Sector support Project	International Development Association	Multilateral	GOK	05/07/2010	15/11/2053	23,629,930	XDR	23,629,930.00	Rescheduled/BR	Rescheduled/BR	Fully Drawn	Ministry of Health	The project entailed Health Sector support	Closed		-	0.75	-	XDR 18,903,944.00 in 40 Equal Repayments starting 15/05/2034 AND XDR 4,725,986.00 in 20 Equal Repayments starting 15/05/2024
2010016_2	Health Sector support Project	International Development Association	Multilateral	GOK	05/07/2010	15/11/2053	34,001,036	XDR	32,958,676.84	34,001,036	100.0%	Fully Drawn	Ministry of Health	The project entailed Health Sector support	Closed		-	0.75	-	XDR 679,560.37 in 1 Equal Repayments starting 15/11/2051 AND XDR 26,502,854.04 in 39 Equal Repayments starting 15/05/2032 AND XDR 6,116,043.06 in 18 Equal Repayments starting 15/05/2023 AND XDR 345,367.71 in 1 Equal Repayments starting 15/11/2022 AND XDR 357,211.73 in 1 Equal Repayments starting 15/05/2022
2010016_1	Health Sector support Project	International Development Association	Multilateral	GOK	05/07/2010	15/11/2053	65,610,935	XDR	61,674,050.30	65,610,935	100.0%	Fully Drawn	Ministry of Health	The project entailed Health Sector support	Closed		-	0.75	-	XDR 1,312,214.05 in 1 Equal Repayments starting 15/05/2050 AND XDR 51,176,339.37 in 39 Equal Repayments starting 15/11/2030 AND XDR 10,497,710.72 in 16 Equal Repayments starting 15/11/2022 AND XDR 2,624,670.80 in 4 Equal Repayments starting 15/11/2020
2010015_1	Kenya Electricity Expansion Project	International Development Association	Multilateral	GOK	05/07/2010	15/02/2050	217,400,000	XDR	202,182,000.00	217,400,000	100.0%	Fully Drawn	Ministry of Energy	The project entailed Electricity Expansion in Kenya	Closed		-	0.75	-	XDR 173,920,000.00 in 40 Equal Repayments starting 15/08/2030 AND XDR 43,480,000.00 in 20 Equal Repayments starting 15/08/2020
2010014_1	East Africa Public Health Laboratory Project	International Development Association	Multilateral	GOK	05/07/2010	15/02/2050	15,124,563	XDR	14,065,844.08	15,124,563	100.0%	Fully Drawn	Ministry of Health	The project financed East Africa Public Health Laboratory Research	Closed		-	0.75	-	XDR 12,099,649.89 in 40 Equal Repayments starting 15/08/2030 AND XDR 3,024,912.60 in 20 Equal Repayments starting 15/08/2020
2010013_1	Nuno-Modogashe Road Project	KUWAIT FUND FOR ARAB ECONOMIC DEV.	Bilateral	GOK	20/09/2010	31/05/2038	4,614,430	KWD	3,180,000.00	4,614,430	100.0%	Fully Drawn	State Department for Roads	The project entails Upgrading of the existing Nuno Modogashe Road to Bitumen standard, which is a section of the road that connects Garissa town to Wajir town. The road comprise of the gravel with an earth section with drainage culverts	Completed	Garissa County	-	2.50	-	KWD 3,180,000.00 in 30 Equal Repayments starting 30/11/2023 AND KWD 106,929.94 in 1 Equal Repayments starting 31/05/2023 AND KWD 1,327,500.00 in 9 Equal Repayments starting 30/11/2018
2010012_1	Dundori-Olkalou-Njabini Road Project (Supplementary Loan)	Organisation of Petroleum Exp Countries	Multilateral	GOK	23/03/2010	15/04/2029	8,753,216	USD	3,294,406.15	8,753,216	100.0%	Fully Drawn	Ministry of Energy	Provision of electricity to public facilities and householdsin the rural areas	The project is Progressing well at 80%. To be completed by June, 2024	counties of Turkana, Mandera, Wajir, Laikipia and Samburu	-	2.50	-	USD 84,936.15 in 1 Equal Repayments starting 15/04/2029 AND USD 4,668,320.00 in 16 Equal Repayments starting 15/04/2021 AND USD 3,999,960.00 in 12 Equal Repayments starting 15/04/2015
2010011_1	Nuno-Modogashe Road Upgrading Project	Organisation of Petroleum Exp Countries	Multilateral	GOK	01/06/2010	15/12/2029	7,847,245	USD	2,778,595.64	7,847,245	100.0%	Fully Drawn	State Department for Roads	Access of roads to the urban centres	completed	Nyandarua County	-	2.50	-	USD 213,835.01 in 1 Equal Repayments starting 15/12/2029 AND USD 3,633,410.00 in 17 Equal Repayments starting 15/06/2021 AND USD 4,000,000.00 in 10 Equal Repayments starting 15/06/2016
2010010_1	Construction of Nuno-Modogashe Road Project	Arab Bank For Econ.Dev.In Africa	Multilateral	GOK	19/07/2010	01/12/2045	5,173,074	USD	5,173,073.89	5,173,074	100.0%	Fully Drawn	State Department for Roads	The project entails Upgrading of the existing Nuno Modogashe Road to Bitumen standard, which is a section of the road that connects Garissa town to Wajir town. The road comprise of the gravel with an earth section with drainage culverts	Completed	Garissa County	-	1.00	-	Various Unequal repayments
2010009_1	Roads 2000 -Phase II Project	Agence Francaise De Development	Bilateral	GOK	05/07/2010	31/07/2033	36,922,095	EUR	26,372,925.24	36,922,095	100.0%	Fully Drawn	State Department for Roads	-	Completed	Nation wide	40,883,889	2.20	-	EUR 39,559,387.86 in 30 Equal Repayments starting 31/01/2019
2010008_1	Kisumu Urban project	Agence Francaise De Development	Bilateral	GOK	05/07/2010	31/01/2035	32,305,582	EUR	23,075,415.65	32,305,582	100.0%	Fully Drawn	State Department for Housing and Urban Development	The project has five components: Institutional building (development of a baseline urban development plan, increased sources of income, staff training	Completed	Kisumu County	117,045,814	2.22	-	EUR 34,613,123.48 in 30 Equal Repayments starting 31/01/2019
2010007_2	Mwea Irrigation Dvpt Project	Government of Japan	Bilateral	GOK	16/08/2010	20/09/2040	2,039,416	JPK	950,286.40	1,316,358	10.5%	827,642	State Department of Irrigation	The project entailed construction of Mwea Irrigation Project	ongoing project	Embu County	-	0.01	-	JPK 2,091,680.00 in 40 Equal Repayments starting 20/02/2021 AND JPK 52,320.00 in 1 Equal Repayments starting 20/08/2020
2010007_1	Mwea Irrigation Dvpt Project	Government of Japan	Bilateral	GOK	16/08/2010	20/09/2040	10,495,758	JPK	8,284,577.56	10,168,464	81.1%	865,536	State Department of Irrigation	The project entailed construction of Mwea Irrigation Project	ongoing project	Embu County	7,738,131	1.20	-	JPK 10,784,840.00 in 40 Equal Repayments starting 20/02/2021 AND JPK 269,160.00 in 1 Equal Repayments starting 20/08/2020
2010006_1	Rehabilitation of Kirandich and Kiambere basins	Government of Italy	Bilateral	GOK	08/07/2010	14/07/2058	33,400,000	EUR	2,498,638.13	2,498,638	7.5%	30,901,362	Ministry of Water and Sanitation	The project involves construction of water supply, sewerage system and waste water treatment plant in Kabarnet town	The implementation of the project has been delayed by contractual issue. The Italian Contractor is unable to issue the performance guarantee which is a condition precedent for contract effectiveness	Baringo County	-	-	-	EUR 30,901,361.87 in 28 Equal Repayments starting 14/01/2045 AND EUR 2,398,944.70 in 28 Equal Repayments starting 14/07/2044 AND EUR 99,693.43 in 28 Equal Repayments starting 14/07/2044
2010005_1	Kenya Youth Empowerment Project	International Development Association	Multilateral	GOK	20/05/2010	15/11/2049	10,204,470	XDR	9,490,157.04	10,204,470	100.0%	Fully Drawn	Ministry of Youth Affairs	The project financed Youth Empowerment	Closed		-	0.75	-	XDR 8,163,576.71 in 40 Equal Repayments starting 15/05/2030 AND XDR 2,040,894.18 in 20 Equal Repayments starting 15/05/2020
2010004_1	Kenya Municipal Project	International Development Association	Multilateral	GOK	20/05/2010	15/11/2049	65,299,925	XDR	60,728,930.02	65,299,925	100.0%	Fully Drawn	State Department for Urban Planning	The project financed Municipal development	Closed		-	0.75	-	XDR 52,239,924.77 in 40 Equal Repayments starting 15/05/2030 AND XDR 653,014.25 in 1 Equal Repayments starting 15/11/2029 AND XDR 12,406,985.75 in 19 Equal Repayments starting 15/05/2020

LOAN #	LOAN TITLE	CREDITOR NAME	CREDITOR CATEGORY	BORROWER	AGREEMENT DATE	MATURITY DATE	REVI... FINAN... AMOUNT (Tranche)	...R	PRINCIPLE BALANCE AS AT 31/08/2023 (FX)	DRAWN AMOUNT	DISBURSEMENT RATE	UNDRAWN AMOUNT	IMPLEMENTING AGENCY	PROJ... ...PTION	PROJECT IMPLEMENTATION STATUS	COUNTY	COMMITMENT FEES SIINCE 2012 (KSHS)	Fixed Interest Rate	Variable (Margin) Interest Rate	No. Principal Repayments
2010002_2	Small Towns And Rural Water Supply and Sanitation	African Development Fund	Multilateral	GOK	05/04/2010	01/11/2060	99,515,153	USD	96,032,366.95	99,515,153	100.0%	Fully Drawn	Ministry of Water and Sanitation	The project addressed the water supply and sanitation problems through construction of Water Supply and Waste Water Infrastructure, water storage. Water supply system rehabilitation and extension works, wastewater and sanitation infrastructure works in small towns. Construction of 35 m high Yatta dam and rehabilitation of 60 km length of Yatta canal (embankment works, spillways, intake, water treatment works, channel rehabilitation, water supply and irrigation infrastructure, and compensation);	Completed	Siaya, Nyeri, Meru, Kilui, Machakos	22,932,058	0.75	-	AUA 89,564,335.51 in 60 Equal Repayments starting 01/05/2031 AND AUA 9,950,817.60 in 20 Equal Repayments starting 01/05/2020
2010001_1	Olkaria IV Geothermal Production Wells Drilling Project	Exim Bank of China	Bilateral	GOK	13/04/2010	21/03/2030	592,436,206	CNY	331,764,275.16	592,436,206	100.0%	Fully Drawn	State Department for Energy	Drilling of geothermal wells at Olkaria	Complete	Nakuru county	10,633,704	2.00	-	CNY 616,133,653.87 in 26 Equal Repayments starting 21/09/2017
2009029_1	Thika-Gatundu West Project	Government of Belgium	Bilateral	GOK	09/11/2009	31/12/2041	5,815,947	EUR	5,324,374.62	5,815,947	100.0%	Fully Drawn	-	-	Closed	-	-	-	-	EUR 41,847.26 in 1 Other Repayments starting 31/12/2041 AND EUR 116,227.29 in 1 Other Repayments starting 31/12/2040 AND EUR 303,900.00 in 1 Other Repayments starting 31/12/2039 AND EUR 5,166,300.17 in 17 Equal Repayments starting 31/12/2022 AND EUR 262,052.62 in 1 Other Repayments starting 31/12/2021 AND EUR 187,672.77 in 1 Equal Repayments starting 31/12/2020
2009028_1	Kenya Agricultural Productivity and Agribusiness Project	International Development Association	Multilateral	GOK	06/07/2009	01/05/2049	43,400,858	XDR	39,928,789.80	43,400,858	100.0%	Fully Drawn	Ministry of Agriculture	The project financed Agricultural Producivity and Agribusiness	Closed		-	0.75	-	XDR 868,016.88 in 1 Equal Repayments starting 01/05/2049 AND XDR 33,852,669.63 in 39 Equal Repayments starting 01/11/2029 AND XDR 8,680,171.60 in 20 Equal Repayments starting 01/11/2019
2009027_1	South Nyanza Community Dvpt Project	International Fund For Agricultural Dev.	Multilateral	GOK	30/09/2009	15/06/2051	4,000,000	XDR	3,102,606.05	3,650,256	91.3%	349,744	Ministry of Planning - Rural Development	Empowering Rural Communities through Community driven development projects, improve access to health care, water and sanitation improved decurity and nutrition	Closed. The undrawn amount to be cancelled.	Nyanza province Suba, Rachuonyo, Homa Bay, Migori, Kuria	-	0.75	-	XDR 38,953.00 in 1 Equal Repayments starting 15/06/2051 AND XDR 66,647.00 in 1 Equal Repayments starting 15/12/2048 AND XDR 3,894,400.00 in 64 Equal Repayments starting 15/06/2019
2009026_1	Technology Development Center Extension Project	Korea Economic Dev. Co-operation Fund	Bilateral	GOK	03/08/2009	20/08/2039	11,665,989,750	KRW	9,572,064,000.00	11,665,989,750	100.0%	Fully Drawn	State Department of ICT and Innovation	Technology Development Center Extension Project	Closed project	-	-	1.00	-	KRW 11,665,953,000.00 in 39 Equal Repayments starting 20/08/2020 AND KRW 299,163,750.00 in 1 Equal Repayments starting 20/02/2020
2009025_1	Nairobi-Thika Highway Improvemnt Project	Exim Bank of China	Bilateral	GOK	18/12/2009	21/03/2030	1,026,923,077	CNY	575,076,923.08	1,026,923,077	100.0%	Fully Drawn	State Department for Roads	Contruction of Thika Superhighway Lot 3 (Thika to Kenol)	Complete	Kiambu county	37,363,713	2.00	-	CNY 1,068,000,000.00 in 26 Equal Repayments starting 21/09/2017
2009024_1	Mombasa Nairobi Transmission Line Project	European Investment Bank	Multilateral	GOK	21/12/2009	31/03/2031	52,467,268	EUR	28,287,304.80	52,467,268	100.0%	Fully Drawn	Kenya Power and Lighting Company	Construction of Mombasa Nairobi Transmission Line Project	Completed	Mombasa , Voi,Makueni,Machakos,&Nairobi	3,096,603	1.50	-	EUR 49,502,783.40 in 28 Equal Repayments starting 30/09/2017 AND EUR 2,964,484.54 in 2 Equal Repayments starting 30/09/2016
2009023_1	Upgrading of Kenyatta National Hospital Project	Arab Bank For Econ.Dev.In Africa	Multilateral	GOK	12/05/2009	01/10/2045	6,000,000	USD	927,461.20	927,461	15.5%	5,072,539	Ministry of Health	The project involes construction and equipping Burns Management Centre and paediatric Emergency Centre	The current implementation status is at 53% of builders works	Nairobi County	-	1.00	-	Various unequal repayments
2009022_1	Improvement of Rural Roads and market Infrastructure in western Kenya	Govt of Fed. Republic of Germany - GTZ	Bilateral	GOK	14/12/2009	31/12/2048	7,250,000	EUR	5,550,877.39	6,675,877	92.1%	824,123	Kenya Rural Roads Authority (KeRRA)	To finance improvement of Rural Roads in Western Kenya and market infrastructure	Pending refund to KfW of KES 8,278,188 unused funds on Disposition Fund. Consultant Sweco has not settled WHT and penalties prior to submission of final fee notes to NT. KfW's final Project Evaluation conducted in Feb 2023. Post mission letter sent to KeRRA and copied to NT on 13.3.2023	Bungoma, Busia, Kakamega, Vihiga and Siaya	-	1.50	-	EUR 7,500,000.00 in 60 Equal Repayments starting 30/06/2019
2009021_5	Mombasa- Nairobi-Adis Ababa Road Corridor Project Phase 11(Marsabit-Turbi Road)	African Development Fund	Multilateral	GOK	11/12/2009	01/05/2060	1,664,490	JPK	1,606,232.86	1,664,490	100.0%	Fully Drawn	Ministry of Roads and Transport	The project involved construction to bitumen standard (Aphalt Concrete) of the road section Marsabit-Turbi (123Km) with 7m carriageway and 2m shoulders.	Completed	Marsabit	-	0.75	-	AUA 1,498,041.01 in 60 Equal Repayments starting 01/11/2030 AND AUA 166,449.00 in 20 Equal Repayments starting 01/05/2020
2009021_4	Mombasa- Nairobi-Adis Ababa Road Corridor Project Phase 11(Marsabit-Turbi Road)	African Development Fund	Multilateral	GOK	11/12/2009	01/05/2060	42,993,642	GBP	41,488,864.58	42,993,642	100.0%	Fully Drawn	Ministry of Roads and Transport	The project involved construction to bitumen standard (Aphalt Concrete) of the road section Marsabit-Turbi (123Km) with 7m carriageway and 2m shoulders.	Completed	Marsabit	-	0.75	-	AUA 38,694,277.85 in 60 Equal Repayments starting 01/11/2030 AND AUA 4,299,364.20 in 20 Equal Repayments starting 01/05/2020
2009021_3	Mombasa- Nairobi-Adis Ababa Road Corridor Project Phase 11(Marsabit-Turbi Road)	African Development Fund	Multilateral	GOK	11/12/2009	01/05/2060	19,512,441	USD	18,743,893.48	19,512,441	100.0%	Fully Drawn	Ministry of Roads and Transport	The project involved construction to bitumen standard (Aphalt Concrete) of the road section Marsabit-Turbi (123Km) with 7m carriageway and 2m shoulders.	Completed	Marsabit	-	0.75	-	AUA 292,688.21 in 1 Equal Repayments starting 01/11/2059 AND AUA 17,268,509.99 in 59 Equal Repayments starting 01/11/2030 AND AUA 1,819,531.20 in 20 Equal Repayments starting 01/05/2020

LOAN #	LOAN TITLE	CREDITOR NAME	CREDITOR CATEGORY	BORROWER	AGREEMENT DATE	MATURITY DATE	REVISED FINANCE AMOUNT (Tranche)	CURR	PRINCIPLE BALANCE AS AT 31/08/2023 (FX)	DRAWN AMOUNT	DISBURSEMENT RATE	UNDRAWN AMOUNT	IMPLEMENTING AGENCY	PROJECT DESCRIPTION	PROJECT IMPLEMENTATION STATUS	COUNTY	COMMITMENT FEES SINCE 2012 (KSHS)	Fixed Interest Rate	Variable (Margin) Interest Rate	No. Principal Repayments
2009021_2	Mombasa- Nairobi-Adis Ababa Road Corridor Project Phase 11(Marsabit-Turbi Road)	African Development Fund	Multilateral	GOK	11/12/2009	01/05/2060	49,603,662	EUR	47,867,533.62	49,603,662	100.0%	Fully Drawn	Ministry of Roads and Transport	The project involved construction to bitumen standard (Aphalt Concrete) of the road section Marsabit-Turbi (123Km) with 7m carriageway and 2m shoulders.	Completed	Marsabit	38,356,331	0.75	-	AUA 44,643,295.60 in 60 Equal Repayments starting 01/11/2030 AND AUA 4,960,366.18 in 20 Equal Repayments starting 01/05/2020
2009017_1	Kenyatta National Hospital Upgrading Project	Organisation of Petroleum Exp Countries	Multilateral	GOK	03/02/2009	15/08/2035	8,000,000	USD	-	1,174,614	14.7%	6,825,386	State Department for Roads	The project involes construction and equipping Burns Management Centre and paediatric Emergency Centre	Project Completed and the undisbursed amount cancelled	Garissa County	-	2.50	-	USD 6,825,386.01 in 25 Equal Repayments starting 15/02/2024 AND USD 152,525.17 in 1 Equal Repayments starting 15/02/2023 AND USD 122,108.82 in 1 Equal Repayments starting 15/08/2021 AND USD 533,320.00 in 2 Equal Repayments starting 15/08/2020 AND USD 100,000.00 in 1 Equal Repayments starting 15/02/2020 AND USD 266,660.00 in 1 Equal Repayments starting 15/08/2019
2009016_1	Pediatric Emergency Center & National Burns Center at KNH	Saudi Development Fund	Bilateral	GOK	26/11/2009	30/11/2039	24,000,000	SAR	-	4,552,776	19.0%	19,447,224	Ministry of Health	The project involes construction and equipping Burns Management Centre and paediatric Emergency Centre	The current implementation status is at 53% of builders works	Nairobi County	-	1.00	-	SAR 19,447,223.95 in 33 Equal Repayments starting 30/11/2023 AND SAR 352,776.05 in 1 Equal Repayments starting 31/05/2023 AND SAR 4,200,000.00 in 7 Equal Repayments starting 30/11/2019
2009015_1	East African Productivity Project	International Development Association	Multilateral	GOK	14/08/2009	15/05/2069	19,924,096	XDR	18,330,168.37	19,924,096	100.0%	Fully Drawn	Ministry of Agriculture	The project finaced agricultural Production	Closed		-	0.75	-	XDR 19,924,096.00 in 100 Equal Repayments starting 15/11/2019
2009014_1	Nairobi and Kisumu Water and Sanitation Projects	Agence Francaise De Development	Bilateral	GOK	25/09/2009	30/09/2032	45,851,424	EUR	31,113,466.34	45,851,424	100.0%	Fully Drawn	State Department for Water and Sanitation	This project aims at improving and expanding the network and infrastructure for drinking water and its sanitation in the City of Kisumu and Nairobi	Completed	Nairobi and Kisumu Counties	60,646,911	2.24	-	EUR 49,126,525.72 in 30 Equal Repayments starting 31/03/2018
2009012_1	Kenya Power Distribution System Modernization and strengthening Project (Phase 2) 1	Exim Bank of China	Bilateral	GOK	01/08/2009	21/09/2029	612,115,488	CNY	318,300,052.57	612,115,488	100.0%	Fully Drawn	State Department for Energy/ KETRACO	-	Complete	-	56,874,741	2.00	-	CNY 636,600,106.00 in 26 Equal Repayments starting 21/03/2017
2009011_5	Mombasa-Nairobi Transmission Line Project	African Development Fund	Multilateral	GOK	04/06/2009	01/05/2059	7,728,272	GBP	7,419,141.51	7,728,272	100.0%	Fully Drawn	State Department for Energy/ Kenya Electricity Transmission Company	The project involves the construction of a 450km 400kV double circuit transmission line Mombasa to Isinya , the construction of new transmission lines from Isinya to Embakasi substation in Nairpobi, and the expansion of substations at Embakasi and Rabai	Closed	Kilifi, Kwale, Voi, Makueni, Kajado, Nairobi	-	0.75	-	AUA 6,955,445.19 in 60 Equal Repayments starting 01/11/2029 AND AUA 772,827.20 in 20 Equal Repayments starting 01/11/2019
2009011_4	Mombasa-Nairobi Transmission Line Project	African Development Fund	Multilateral	GOK	04/06/2009	01/05/2059	18,479,974	EUR	17,740,774.67	18,479,974	100.0%	Fully Drawn	State Department for Energy/ Kenya Electricity Transmission Company	The project involves the construction of a 450km 400kV double circuit transmission line Mombasa to Isinya , the construction of new transmission lines from Isinya to Embakasi substation in Nairpobi, and the expansion of substations at Embakasi and Rabai	Closed	Kilifi, Kwale, Voi, Makueni, Kajado, Nairobi	-	0.75	-	AUA 16,631,976.23 in 60 Equal Repayments starting 01/11/2029 AND AUA 1,847,997.40 in 20 Equal Repayments starting 01/11/2019
2009011_3	Mombasa-Nairobi Transmission Line Project	African Development Fund	Multilateral	GOK	04/06/2009	01/05/2059	5,399,749	USD	5,183,758.91	5,399,749	100.0%	Fully Drawn	State Department for Energy/ Kenya Electricity Transmission Company	The project involves the construction of a 450km 400kV double circuit transmission line Mombasa to Isinya , the construction of new transmission lines from Isinya to Embakasi substation in Nairpobi, and the expansion of substations at Embakasi and Rabai	Closed	Kilifi, Kwale, Voi, Makueni, Kajado, Nairobi	-	0.75	-	AUA 4,859,774.03 in 60 Equal Repayments starting 01/11/2029 AND AUA 539,974.80 in 20 Equal Repayments starting 01/11/2019
2009011_2	Mombasa-Nairobi Transmission Line Project	African Development Fund	Multilateral	GOK	04/06/2009	01/05/2059	435,234	JPK	417,824.56	435,234	100.0%	Fully Drawn	State Department for Energy/ Kenya Electricity Transmission Company	The project involves the construction of a 450km 400kV double circuit transmission line Mombasa to Isinya , the construction of new transmission lines from Isinya to Embakasi substation in Nairpobi, and the expansion of substations at Embakasi and Rabai	Closed	Kilifi, Kwale, Voi, Makueni, Kajado, Nairobi	13,929,016	0.75	-	AUA 391,710.52 in 60 Equal Repayments starting 01/11/2029 AND AUA 43,523.40 in 20 Equal Repayments starting 01/11/2019
2009010_5	Restoration of the Infrastructure and Rural Livelihoods Project	African Development Fund	Multilateral	GOK	04/06/2009	01/04/2059	1,696,711	GBP	1,628,842.41	1,696,711	100.0%	Fully Drawn	Ministry of Agriculture and Livestock Development	The project involved reconstructing 19,000 low cost 3-room farm houses including produce storage space for returning households, provision of basic agricultural inputs packs each comprising of 50kg basal fertilizer,	Completed	Uasin Gishu	-	0.75	-	AUA 1,527,039.81 in 60 Equal Repayments starting 01/10/2029 AND AUA 169,671.00 in 20 Equal Repayments starting 01/10/2019
2009010_4	Restoration of the Infrastructure and Rural Livelihoods Project	African Development Fund	Multilateral	GOK	04/06/2009	01/04/2059	6,050,348	EUR	5,808,333.95	6,050,348	100.0%	Fully Drawn	Ministry of Agriculture and Livestock Development	The project involved reconstructing 19,000 low cost 3-room farm houses including produce storage space for returning households, provision of basic agricultural inputs packs each comprising of 50kg basal fertilizer,	Completed	Uasin Gishu	-	0.75	-	AUA 5,445,313.07 in 60 Equal Repayments starting 01/10/2029 AND AUA 605,034.80 in 20 Equal Repayments starting 01/10/2019
2009010_3	Restoration of the Infrastructure and Rural Livelihoods Project	African Development Fund	Multilateral	GOK	04/06/2009	01/04/2059	51,828	JPK	49,754.98	51,828	100.0%	Fully Drawn	Ministry of Agriculture and Livestock Development	The project involved reconstructing 19,000 low cost 3-room farm houses including produce storage space for returning households, provision of basic agricultural inputs packs each comprising of 50kg basal fertilizer,	Completed	Uasin Gishu	-	0.75	-	AUA 46,645.29 in 60 Equal Repayments starting 01/10/2029 AND AUA 5,182.82 in 20 Equal Repayments starting 01/10/2019
2009010_2	Restoration of the Infrastructure and Rural Livelihoods Project	African Development Fund	Multilateral	GOK	04/06/2009	01/04/2059	11,517,699	USD	11,056,991.42	11,517,699	100.0%	Fully Drawn	Ministry of Agriculture and Livestock Development	The project involved reconstructing 19,000 low cost 3-room farm houses including produce storage space for returning households, provision of basic agricultural inputs packs each comprising of 50kg basal fertilizer,	Completed	Uasin Gishu	-	0.75	-	AUA 10,365,929.42 in 60 Equal Repayments starting 01/10/2029 AND AUA 1,151,770.00 in 20 Equal Repayments starting 01/10/2019
2009008_1	Nothern Corridor Transport improvement Project Amended	International Development Association	Multilateral	GOK	08/05/2009	15/11/2048	171,771,500	XDR	156,312,065.11	171,771,500	100.0%	Fully Drawn	State Department for Roads	The project financed improvement of Nothern Corridor Transport	Closed		-	0.75	-	XDR 137,417,200.10 in 40 Equal Repayments starting 15/05/2029 AND XDR 34,354,300.02 in 20 Equal Repayments starting 15/05/2019

LOAN #	LOAN TITLE	CREDITOR NAME	CREDITOR CATEGORY	BORROWER	AGREEMENT DATE	MATURITY DATE	REVISED FINANCIAL AMOUNT (Tranche)	CURR	PRINCIPLE BALANCE AS AT 31/08/2023 (FX)	DRAWN AMOUNT	DISBURSEMENT RATE	UNDRAWN AMOUNT	IMPLEMENTING AGENCY	PROJECT DESCRIPTION	PROJECT IMPLEMENTATION STATUS	COUNTY	COMMITMENT FEES SINCE 2012 (KSHS)	Fixed Interest Rate	Variable (Margin) Interest Rate	No. Principal Repayments
2009007_1	Energy Sector Recovery Project Amended	International Development Association	Multilateral	GOK	08/05/2009	01/12/2048	52,387,793	XDR	47,672,892.00	52,387,793	100.0%	Fully Drawn	Ministry of Energy	The project financed Energy Sector Recovery	Closed		-	0.75	-	XDR 1,047,755.80 in 1 Other Repayments starting 01/12/2048 AND XDR 40,862,478.93 in 39 Equal Repayments starting 01/06/2029 AND XDR 10,477,558.60 in 20 Equal Repayments starting 01/06/2019
2009006_1	Lake Victoria Enviromental Management Project 11 phase1	International Development Association	Multilateral	GOK	08/05/2009	15/11/2048	18,996,785	XDR	17,287,074.06	18,996,785	100.0%	Fully Drawn	Ministry of Fisheries and Blue Economy	The project financed environment Management in L.Victoria	Closed	Kisumu	-	0.75	-	XDR 15,197,427.71 in 40 Equal Repayments starting 15/05/2029 AND XDR 3,799,357.00 in 20 Equal Repayments starting 15/05/2019
2009005_1	Cash Transfer and Orphans and Vulnerable Children Project	International Development Association	Multilateral	GOK	08/05/2009	15/11/2048	31,895,182	XDR	29,024,615.62	31,895,182	100.0%	Fully Drawn	NDMA	The project financed Cash Transfer and Orphans and Vulnerable Children Project	Closed		-	0.75	-	XDR 3,706.19 in 1 Equal Repayments starting 15/05/2029 AND XDR 25,512,439.41 in 40 Equal Repayments starting 15/05/2029 AND XDR 6,379,036.40 in 20 Equal Repayments starting 15/05/2019
2009004_1	Mombasa Water and Sanitation Services Improvement Project	Agence Francaise De Development	Bilateral	GOK	03/04/2009	31/03/2032	37,320,411	EUR	23,991,693.04	37,320,411	100.0%	Fully Drawn	State Department for Water and Sanitation	The project involved rehabilitation of potable water production capacities of Baricho and Marere and extension of the network to Nyali.	Completed	Mombasa	-	2.25	-	EUR 39,986,155.07 in 30 Equal Repayments starting 30/09/2017
2009003_1	Mombasa Nairobi Power Transmission Line	Agence Francaise De Development	Bilateral	GOK	03/04/2009	31/01/2032	56,000,000	EUR	34,000,000.00	56,000,000	100.0%	Fully Drawn	State Department for Energy	-	Completed	-	-	2.25	-	EUR 60,000,000.00 in 30 Equal Repayments starting 31/07/2017
2009002_5	Community Empowerment and Institutional Support Project	African Development Fund	Multilateral	GOK	23/02/2009	01/11/2058	9,384,803	GBP	8,962,486.44	9,384,803	100.0%	Fully Drawn	Ministry of Planning - Rural Development	The project comprised of two components: (i) Capacity Building, and (ii) Strengthening Decentralized Development Planning and Finance through establishment of DIDCs to collect, process, store and disseminate information on local development. The DIDCs will be the district information hub and are expected to enhance citizens' and stakeholders' access to information on local development. The project constructed/rehabilitated, equiped and furnished 35 DIDC's.	Completed	Nationwide	-	0.75	-	AUA 8,446,322.33 in 60 Equal Repayments starting 01/05/2029 AND AUA 938,480.20 in 20 Equal Repayments starting 01/05/2019
2009002_4	Community Empowerment and Institutional Support Project	African Development Fund	Multilateral	GOK	23/02/2009	01/11/2058	2,177,389	USD	2,081,345.16	2,177,389	100.0%	Fully Drawn	Ministry of Planning - Rural Development	The project comprised of two components: (i) Capacity Building, and (ii) Strengthening Decentralized Development Planning and Finance through establishment of DIDCs to collect, process, store and disseminate information on local development. The DIDCs will be the district information hub and are expected to enhance citizens' and stakeholders' access to information on local development. The project constructed/rehabilitated, equiped and furnished 35 DIDC's.	Completed	Nationwide	-	0.75	-	AUA 1,963,958.22 in 60 Equal Repayments starting 01/05/2029 AND AUA 213,430.80 in 20 Equal Repayments starting 01/05/2019
2009002_3	Community Empowerment and Institutional Support Project	African Development Fund	Multilateral	GOK	23/02/2009	01/11/2058	5,864,271	EUR	5,600,378.88	5,864,271	100.0%	Fully Drawn	Ministry of Planning - Rural Development	The project comprised of two components: (i) Capacity Building, and (ii) Strengthening Decentralized Development Planning and Finance through establishment of DIDCs to collect, process, store and disseminate information on local development. The DIDCs will be the district information hub and are expected to enhance citizens' and stakeholders' access to information on local development. The project constructed/rehabilitated, equiped and furnished 35 DIDC's.	Completed	Nationwide	-	0.75	-	AUA 5,277,843.92 in 60 Equal Repayments starting 01/05/2029 AND AUA 586,427.20 in 20 Equal Repayments starting 01/05/2019
2009002_2	Community Empowerment and Institutional Support Project	African Development Fund	Multilateral	GOK	23/02/2009	01/11/2058	81,290	JPK	77,631.73	81,290	100.0%	Fully Drawn	Ministry of Planning - Rural Development	The project comprised of two components: (i) Capacity Building, and (ii) Strengthening Decentralized Development Planning and Finance through establishment of DIDCs to collect, process, store and disseminate information on local development. The DIDCs will be the district information hub and are expected to enhance citizens' and stakeholders' access to information on local development. The project constructed/rehabilitated, equiped and furnished 35 DIDC's.	Completed	Nationwide	4,617,005	0.75	-	AUA 73,160.79 in 60 Equal Repayments starting 01/05/2029 AND AUA 8,128.98 in 20 Equal Repayments starting 01/05/2019

LOAN #	LOAN TITLE	CREDITOR NAME	CREDITOR CATEGORY	BORROWER	AGREEMENT DATE	MATURITY DATE	REVISED FINANCIAL AMOUNT (Tranche)	R	PRINCIPLE BALANCE AS AT 31/08/2023 (FX)	DRAWN AMOUNT	DISBURSEMENT RATE	UNDRAWN AMOUNT	IMPLEMENTING AGENCY	PROJECT DESCRIPTION	PROJECT IMPLEMENTATION STATUS	COUNTY	COMMITMENT FEES SIINCE 2012 (KSHS)	Fixed Interest Rate	Variable (Margin) Interest Rate	No. Principal Repayments
2009001_5	Support for Technical,Industrial ,Vocational and Entrepreneurship Training Project	African Development Fund	Multilateral	GOK	23/02/2009	01/10/2060	166,634	JPK	159,135.70	166,634	100.0%	Fully Drawn	Ministry of Education	The project supported key activities of the KESSP-TIVET Investment Programme which included Construction of eight (8) New Technical Training Institutes (TTIs) across the eight provinces of the country; Upgrading of seven (7) Technical Training Institutes and one (1) Institute of Technology (ITs) into National Polytechnics (NPs); Upgrading three (3) National Polytechnics to degree awarding institutions, Refining and updating the national skills needs profile for key sectors; Review and development of competency based modular curriculum for five (5) training programs and piloting of new curricula informed by information from skills auditing; Promotion of entrepreneurial skills and attitude development across the curriculum; Production and provision of training materials and manuals and digitalization of TIVET curricula; and Staff (Instructors and Managers) capacity development across the target institutions as part of development and implementation of a	Completed	Nationwide	-	0.75	-	AUA 149,970.82 in 30 Equal Repayments starting 01/04/2031 AND AUA 16,663.42 in 20 Equal Repayments starting 01/04/2019
2009001_4	Support for Technical,Industrial ,Vocational and Entrepreneurship Training Project	African Development Fund	Multilateral	GOK	23/02/2009	01/10/2060	11,587,743	GBP	11,066,294.56	11,587,743	100.0%	Fully Drawn	Ministry of Education	The project supported key activities of the KESSP-TIVET Investment Programme which included Construction of eight (8) New Technical Training Institutes (TTIs) across the eight provinces of the country; Upgrading of seven (7) Technical Training Institutes and one (1) Institute of Technology (ITs) into National Polytechnics (NPs); Upgrading three (3) National Polytechnics to degree awarding institutions, Refining and updating the national skills needs profile for key sectors; Review and development of competency based modular curriculum for five (5) training programs and piloting of new curricula informed by information from skills auditing; Promotion of entrepreneurial skills and attitude development across the curriculum; Production and provision of training materials and manuals and digitalization of TIVET curricula; and Staff (Instructors and Managers) capacity development across the target institutions as part of development and implementation of a	Completed	Nationwide	-	0.75	-	AUA 10,428,968.69 in 60 Equal Repayments starting 01/04/2031 AND AUA 1,158,774.30 in 20 Equal Repayments starting 01/04/2019
2009001_3	Support for Technical,Industrial ,Vocational and Entrepreneurship Training Project	African Development Fund	Multilateral	GOK	23/02/2009	01/10/2060	5,999,865	EUR	5,729,871.04	5,999,865	100.0%	Fully Drawn	Ministry of Education	The project supported key activities of the KESSP-TIVET Investment Programme which included Construction of eight (8) New Technical Training Institutes (TTIs) across the eight provinces of the country; Upgrading of seven (7) Technical Training Institutes and one (1) Institute of Technology (ITs) into National Polytechnics (NPs); Upgrading three (3) National Polytechnics to degree awarding institutions, Refining and updating the national skills needs profile for key sectors; Review and development of competency based modular curriculum for five (5) training programs and piloting of new curricula informed by information from skills auditing; Promotion of entrepreneurial skills and attitude development across the curriculum; Production and provision of training materials and manuals and digitalization of TIVET curricula; and Staff (Instructors and Managers) capacity development across the target institutions as part of development and implementation of a	Completed	Nationwide	-	0.75	-	AUA 5,399,878.47 in 60 Equal Repayments starting 01/04/2031 AND AUA 599,986.49 in 20 Equal Repayments starting 01/04/2019

LOAN #	LOAN TITLE	CREDITOR NAME	CREDITOR CATEGORY	BORROWER	AGREEMENT DATE	MATURITY DATE	REVI... FINAN... AMOUNT (Tranche)	...R	PRINCIPLE BALANCE AS AT 31/08/2023 (FX)	DRAWN AMOUNT	DISBURSEMENT RATE	UNDRAWN AMOUNT	IMPLEMENTING AGENCY	PROJ... ...PTION	PROJECT IMPLEMENTATION STATUS	COUNTY	COMMITMENT FEES SIINCE 2012 (KSHS)	Fixed Interest Rate	Variable (Margin) Interest Rate	No. Principal Repayments
2009001_2	Support for Technical,Industrial ,Vocational and Entrepreneurship Training Project	African Development Fund	Multilateral	GOK	23/02/2009	01/10/2060	7,482,869	USD	6,785,004.64	7,482,869	100.0%	Fully Drawn	Ministry of Education	The project supported key activities of the KESSP-TIVET Investment Programme which included Construction of eight (8) New Technical Training Institutes (TTIs) across the eight provinces of the country; Upgrading of seven (7) Technical Training Institutes and one (1) Institute of Technology (ITs) into National Polytechnics (NPs); Upgrading three (3) National Polytechnics to degree awarding institutions, Refining and updating the national skills needs profile for key sectors; Review and development of competency based modular curriculum for five (5) training programs and piloting of new curricula informed by information from skills auditing; Promotion of entrepreneurial skills and attitude development across the curriculum; Production and provision of training materials and manuals and digitalization of TIVET curricula; and Staff (Instructors and Managers) capacity development across the target institutions as part of development and implementation of a	Completed	Nationwide	-	0.75	-	AUA 108,635.58 in 1 Equal Repayments starting 01/04/2057 AND AUA 6,285,609.68 in 56 Equal Repayments starting 01/04/2029 AND AUA 710,471.60 in 20 Equal Repayments starting 01/04/2019
2008009_1	Secondary Schools E-learning Package and related Infrastructure	Government of Belgium	Bilateral	GOK	03/12/2008	31/12/2042	4,501,737	EUR	4,073,080.65	4,626,801	99.4%	26,749	Ministry of Education	The Project entailed skill slab expansion at KMTC and development of the management training modules for principals.	Closed. The undrawn was cancelled.	Nationwide	-	-	-	EUR 26,748.60 in 1 Equal Repayments starting 31/12/2042 AND EUR 79,527.28 in 1 Equal Repayments starting 31/12/2041 AND EUR 123,864.88 in 1 Equal Repayments starting 31/12/2040 AND EUR 168,247.32 in 1 Equal Repayments starting 31/12/2039 AND EUR 3,932,781.19 in 17 Equal Repayments starting 31/12/2022 AND EUR 151,812.79 in 1 Equal Repayments starting 31/12/2021 AND EUR 107,475.19 in 1 Equal Repayments starting 31/12/2020 AND EUR 63,092.70 in 1 Equal Repayments starting 31/12/2019
2008007_1	Kilimambogo-Githambo-Nyaga-Kiganjo Power Project	KBC BANK	Bilateral	GOK	03/12/2008	31/05/2024	13,472,888	EUR	962,349.14	13,472,888	100.0%	Fully Drawn	Ministry of Energy	Project entailed supply and installation of electrical works in Kilimabogo-Githambo in Kiambu County	Project closed	Kiambu County	321,390	-	-	EUR 13,472,888.00 in 28 Equal Repayments starting 30/11/2010
2008006_1	Nairobi Eastern and Notherm Bypass Project	Exim Bank of China	Bilateral	GOK	15/12/2008	21/01/2029	104,400,000	USD	39,600,000.00	104,400,000	100.0%	Fully Drawn	State Department for Roads	Road contraction from Ruaka to City Cabanas	Complete	Kiambu and Nairobi Counties	4,047,036	2.00	-	USD 108,000,000.00 in 30 Equal Repayments starting 21/07/2014
2008005_1	Kenya Procurement of Equipments for National Youth Sevice Project	Exim Bank of China	Bilateral	GOK	15/12/2008	21/09/2028	363,861,090	CNY	160,098,879.46	363,861,090	100.0%	Fully Drawn	State Department for Economic Planning	Procurement of Equipments for National Youth Sevice	Complete	National wide	1,109,857	2.00	-	CNY 378,415,533.26 in 26 Equal Repayments starting 21/03/2016
2008004_1	Water Sector Dev. Prog. Ph.II Stg.2 (INV. Measure)	Govt of Fed. Republic of Germany - GTZ	Bilateral	GOK	21/05/2008	30/06/2048	25,206,912	EUR	21,730,096.26	25,206,912	100.0%	Fully Drawn			Closed		8,845,620	0.75	-	EUR 434,598.26 in 1 Other Repayments starting 30/06/2048 AND EUR 25,641,518.00 in 59 Equal Repayments starting 30/12/2018
2008003_1	Smallholder Irrigation Programme Mt. Kenya Phase II	Govt of Fed. Republic of Germany - GTZ	Bilateral	GOK	21/05/2008	30/06/2046	3,384,000	EUR	2,688,000.00	3,384,000	100.0%	Fully Drawn			Closed		339,533	0.75	-	EUR 1,180,000.00 in 20 Equal Repayments starting 30/12/2036 AND EUR 2,320,000.00 in 40 Equal Repayments starting 30/12/2016
2008002_1	Water and Sanitation Service Improvement Project	International Development Association	Multilateral	GOK	04/06/2008	15/10/2047	96,179,292	XDR	85,599,570.28	96,179,292	100.0%	Fully Drawn	-	The project financed Water and Sanitation Service	Closed		-	0.75	-	XDR 1,923,585.86 in 1 Equal Repayments starting 15/10/2047 AND XDR 75,019,848.15 in 39 Equal Repayments starting 15/04/2028 AND XDR 19,235,858.40 in 20 Equal Repayments starting 15/04/2018
2008001_1	Bura Irrigation and Settlement Scheme Rehab. Proj.	Arab Bank For Econ.Dev In Afrca	Multilateral	GOK	28/04/2008	01/08/2043	8,000,000	USD	5,637,266.91	5,637,267	70.5%	2,362,733	State Department for Irrigation	project entails construction of gravity intake, 26 KM new canal, rehabilitation of irrigation works and provision of equipments, extension services and credit to allow reliable irrigation of 5460 hectares	The project Lot 1 is at 98.8 percent and for Lot 2 is at a 52 percent completion rate	Tana River County	-	1.00	-	USD 8,000,000.00 in 40 Percentage Based Repayments starting 01/02/2024
2007103_2	Mombasa Port Development Programme	Government of Japan	Bilateral	KPA	01/01/2007	20/11/2047	2,509,157	JPK	1,736,328.89	2,246,482	8.8%	347,739	State Department for Roads	The Project entails contrsuction works for the development of Mombasa Port	Implementation ongoing	Mombasa County	-	0.01	-	
2007103_1	Mombasa Port Development Programme	Government of Japan	Bilateral	KPA	01/01/2007	20/11/2047	22,956,660	JPK	19,060,068.99	22,956,660	100.0%	Fully Drawn	State Department for Roads	-	Closed	Mombasa County	-	0.20	-	
2007101_1	Sondu - Miriu Hydropower Project Sangoro Power Plant	Government of Japan	Bilateral	KENGEN	23/01/2007	20/02/2047	4,247,214	JPK	3,326,942.00	4,247,214	100.0%	Fully Drawn	State Department of Energy	Sondu Miriu Hydropower Project and electrical works	Closed	Kisumu County	-	0.75	-	
2007023_1	Smallholder Horticulture Marketing Programme	International Fund For Agricultural Dev.	Multilateral	GOK	10/07/2007	15/12/2046	15,600,000	XDR	10,851,846.39	13,854,196	88.8%	1,745,804	Agricurura Livestock Development	To Improve farm productivity and incomes, health and welfare of rural kenyans by increasing the quality and consumption of fruits and vegetables: focus - horticultural producers, input suppliers (stockist) traders, transporters and processors	Closed. The undrawn amount to be cancelled.	Kisii, Gucha, Bungoma, Embu, Buret, Meru Central, Nyandarua nad Nandi South.	-	0.75	-	XDR 1,743,000.00 in 6 Equal Repayments starting 15/06/2044 AND XDR 13,857,000.00 in 60 Equal Repayments starting 15/06/2017
2007021_5	Water Services Boards Support Project	African Development Fund	Multilateral	GOK	26/11/2007	01/11/2057	16,226,632	GBP	15,334,166.88	16,226,632	100.0%	Fully Drawn	Ministry of Water and Sanitation	The Water Services Boards Support Project supported four water services boards: the Athi Water Services Board (AWSB), the Lake Victoria South Water Services Board (LVSWSB), the Northern Water Services Board (NWSB), and the Tana Water Services Board (TWSB). The project provided improved water supply and sanitation services for the beneficiaries.	Completed	Migori, Murang'a, Nyandarua and Isiolo	-	0.75	-	AUA 14,603,968.44 in 60 Equal Repayments starting 01/05/2028 AND AUA 1,622,663.20 in 20 Equal Repayments starting 01/05/2018

LOAN #	LOAN TITLE	CREDITOR NAME	CREDITOR CATEGORY	BORROWER	AGREEMENT DATE	MATURITY DATE	REVI... FINAN... AMOUNT (Tranche)	...R	PRINCIPLE BALANCE AS AT 31/08/2023 (FX)	DRAWN AMOUNT	DISBURSEMENT RATE	UNDRAWN AMOUNT	IMPLEMENTING AGENCY	PROJ... ...PTION	PROJECT IMPLEMENTATION STATUS	COUNTY	COMMITMENT FEES SIINCE 2012 (KSHS)	Fixed Interest Rate	Variable (Margin) Interest Rate	No. Principal Repayments
2007021_4	Water Services Boards Support Project	African Development Fund	Multilateral	GOK	26/11/2007	01/11/2057	9,327,622	EUR	8,814,602.93	9,327,622	100.0%	Fully Drawn	Ministry of Water and Sanitation	The Water Services Boards Support Project supported four water services boards: the Athi Water Services Board (AWSB), the Lake Victoria South Water Services Board (LVSWSB), the Northern Water Services Board (NWSB), and the Tana Water Services Board (TWSB). The project provided improved water supply and sanitation services for the beneficiaries.	Completed	Migori, Murang'a, Nyandarua and Isiolo	-	0.75	-	AUA 8,394,859.94 in 60 Equal Repayments starting 01/05/2028 AND AUA 932,762.20 in 20 Equal Repayments starting 01/05/2018
2007021_3	Water Services Boards Support Project	African Development Fund	Multilateral	GOK	26/11/2007	01/11/2057	477,186	JPK	450,941.11	477,186	100.0%	Fully Drawn	Ministry of Water and Sanitation	The Water Services Boards Support Project supported four water services boards: the Athi Water Services Board (AWSB), the Lake Victoria South Water Services Board (LVSWSB), the Northern Water Services Board (NWSB), and the Tana Water Services Board (TWSB). The project provided improved water supply and sanitation services for the beneficiaries.	Completed	Migori, Murang'a, Nyandarua and Isiolo	-	0.75	-	AUA 429,467.72 in 60 Equal Repayments starting 01/05/2028 AND AUA 47,718.64 in 20 Equal Repayments starting 01/05/2018
2007021_2	Water Services Boards Support Project	African Development Fund	Multilateral	GOK	26/11/2007	01/11/2057	9,083,386	USD	8,579,702.58	9,083,386	100.0%	Fully Drawn	Ministry of Water and Sanitation	The Water Services Boards Support Project supported four water services boards: the Athi Water Services Board (AWSB), the Lake Victoria South Water Services Board (LVSWSB), the Northern Water Services Board (NWSB), and the Tana Water Services Board (TWSB). The project provided improved water supply and sanitation services for the beneficiaries.	Completed	Migori, Murang'a, Nyandarua and Isiolo	10,602,818	0.75	-	AUA 136,250.94 in 1 Equal Repayments starting 01/11/2057 AND AUA 8,038,796.61 in 60 Equal Repayments starting 01/05/2028 AND AUA 899,233.40 in 20 Equal Repayments starting 01/05/2018
2007020_5	Small Scale Horticultural Development Project	African Development Fund	Multilateral	GOK	26/11/2007	01/05/2057	7,020,117	GBP	6,634,010.77	7,020,117	100.0%	Fully Drawn	Ministry of Agriculture and Livestock Development	The project involved irigation and infrstructure development which included rehabilitation of 9 existing smallholder irrigation schemes covering an area of 2,886 ha benefitting 5,812 households.	Completed	Machakos, Narok, Nakuru, Kiambu, Kajiado, Elgeyo-Marakwet, Embu and Meru	-	0.75	-	AUA 6,318,105.46 in 60 Equal Repayments starting 01/11/2027 AND AUA 702,011.80 in 20 Equal Repayments starting 01/05/2018
2007020_4	Small Scale Horticultural Development Project	African Development Fund	Multilateral	GOK	26/11/2007	01/05/2057	128,219	JPK	121,166.95	128,219	100.0%	Fully Drawn	Ministry of Agriculture and Livestock Development	The project involved irigation and infrstructure development which included rehabilitation of 9 existing smallholder irrigation schemes covering an area of 2,886 ha benefitting 5,812 households.	Completed	Machakos, Narok, Nakuru, Kiambu, Kajiado, Elgeyo-Marakwet, Embu and Meru	-	0.75	-	AUA 115,397.10 in 60 Equal Repayments starting 01/11/2027 AND AUA 12,821.90 in 20 Equal Repayments starting 01/05/2018
2007020_3	Small Scale Horticultural Development Project	African Development Fund	Multilateral	GOK	26/11/2007	01/05/2057	3,773,839	USD	3,566,277.46	3,773,839	100.0%	Fully Drawn	Ministry of Agriculture and Livestock Development	The project involved irigation and infrstructure development which included rehabilitation of 9 existing smallholder irrigation schemes covering an area of 2,886 ha benefitting 5,812 households.	Completed	Machakos, Narok, Nakuru, Kiambu, Kajiado, Elgeyo-Marakwet, Embu and Meru	-	0.75	-	AUA 3,396,454.75 in 60 Equal Repayments starting 01/11/2027 AND AUA 377,383.80 in 20 Equal Repayments starting 01/05/2018
2007020_2	Small Scale Horticultural Development Project	African Development Fund	Multilateral	GOK	26/11/2007	01/05/2057	5,348,981	EUR	5,054,786.95	5,348,981	100.0%	Fully Drawn	Ministry of Agriculture and Livestock Development	The project involved irigation and infrstructure development which included rehabilitation of 9 existing smallholder irrigation schemes covering an area of 2,886 ha benefitting 5,812 households.	Completed	Machakos, Narok, Nakuru, Kiambu, Kajiado, Elgeyo-Marakwet, Embu and Meru	4,775,274	0.75	-	AUA 4,814,082.85 in 60 Equal Repayments starting 01/11/2027 AND AUA 534,898.00 in 20 Equal Repayments starting 01/05/2018
2007019_5	Nairobi-Thika Highway Project	African Development Fund	Multilateral	GOK	26/11/2007	01/05/2057	24,923,330	GBP	23,552,546.41	24,923,330	100.0%	Fully Drawn	Ministry of Roads and Transport	Provision of additional capacity through construction of additional lanes (from 4 to six/eight-lane highway, construction of service roads to segregate through traffic from local traffic, construction of 6 interchanges	Completed	Nairobi and Kiambu	-	0.75	-	AUA 373,850.10 in 1 Equal Repayments starting 01/05/2057 AND AUA 22,057,146.46 in 59 Equal Repayments starting 01/11/2027 AND AUA 2,492,333.00 in 20 Equal Repayments starting 01/05/2018
2007019_4	Nairobi-Thika Highway Project	African Development Fund	Multilateral	GOK	26/11/2007	01/05/2057	41,232,707	EUR	38,964,908.29	41,232,707	100.0%	Fully Drawn	Ministry of Roads and Transport	Provision of additional capacity through construction of additional lanes (from 4 to six/eight-lane highway, construction of service roads to segregate through traffic from local traffic, construction of 6 interchanges	Completed	Nairobi and Kiambu	-	0.75	-	AUA 37,109,436.51 in 60 Equal Repayments starting 01/11/2027 AND AUA 4,123,270.80 in 20 Equal Repayments starting 01/05/2018
2007019_3	Nairobi-Thika Highway Project	African Development Fund	Multilateral	GOK	26/11/2007	01/05/2057	3,091,087	JPK	2,921,077.21	3,091,087	100.0%	Fully Drawn	Ministry of Roads and Transport	Provision of additional capacity through construction of additional lanes (from 4 to six/eight-lane highway, construction of service roads to segregate through traffic from local traffic, construction of 6 interchanges	Completed	Nairobi and Kiambu	-	0.75	-	AUA 2,781,978.30 in 60 Equal Repayments starting 01/11/2027 AND AUA 309,108.70 in 20 Equal Repayments starting 01/05/2018

LOAN #	LOAN TITLE	CREDITOR NAME	CREDITOR CATEGORY	BORROWER	AGREEMENT DATE	MATURITY DATE	REVIS FINANI AMOUNT (Tranche)	RR	PRINCIPLE BALANCE AS AT 31/08/2023 (FX)	DRAWN AMOUNT	DISBURSEMENT RATE	UNDRAWN AMOUNT	IMPLEMENTING AGENCY	PROJ TION	PROJECT IMPLEMENTATION STATUS	COUNTY	COMMITMENT FEES SIINCE 2012 (KSHS)	Fixed Interest Rate	Variable (Margin) Interest Rate	No. Principal Repayments
2007019_2	Nairobi-Thika Highway Project	African Development Fund	Multilateral	GOK	26/11/2007	01/05/2057	51,733,624	USD	48,888,274.92	51,733,624	100.0%	Fully Drawn	Ministry of Roads and Transport	Provision of additional capacity through construction of additional lanes (from 4 to six/eight-lane highway, construction of service roads to segregate through traffic from local traffic, construction of 6 interchanges	Completed	Nairobi and Kiambu	89,718,857	0.75	-	AUA 46,560,261.84 in 60 Equal Repayments starting 01/11/2027 AND AUA 5,173,362.40 in 20 Equal Repayments starting 01/05/2018
2007018_1	Procurement of Power Line Materials	Exim Bank of China	Bilateral	GOK	24/12/2007	21/03/2028	37,472,202	CNY	14,988,880.94	37,472,202	100.0%	Fully Drawn	State Department for Energy	-	Complete	National wide	-	2.00	-	CNY 38,971,090.44 in 26 Equal Repayments starting 21/09/2015
2007017_1	E-Government Project	Exim Bank of China	Bilateral	GOK	24/12/2007	21/03/2028	271,151,507	CNY	108,460,602.47	271,151,507	100.0%	Fully Drawn	State Department for ICT and DE	-	Complete	National wide	20,462,350	2.00	-	CNY 281,997,565.98 in 26 Equal Repayments starting 21/09/2015
2007015_1	Rabai-Galu Project	KBC BANK	Bilateral	GOK	26/10/2007	30/09/2025	11,557,106	EUR	1,805,797.82	11,557,106	100.0%	Fully Drawn	Ministry of Energy	Project entailed supply and installation of electrical works in Rabai and Galu in Kilifi County	Project closed	Kilifi County	-	-	-	EUR 11,557,106.24 in 32 Equal Repayments starting 31/03/2010
2007014_1	Garissa Sewerage Project -Kenya	Arab Bank For Econ.Dev.In Africa	Multilateral	GOK	04/06/2007	01/04/2039	3,660,435	USD	2,948,434.95	3,660,435	100.0%	Fully Drawn	Ministry of Water and Sanitation	The project entails construction of sewarage and treatment system in addition to contributing to the prevention of pollution c aused by sewerage discharged directly to Tana River	completed	Garissa County	-	1.00	-	Various Unequal repayments
2007013_1	Bura Irrigation and Settlement Scheme Rehabilitation Project	KUWAIT FUND FOR ARAB ECONOMIC DEV.	Bilateral	GOK	13/12/2007	15/02/2034	6,000,000	KWD	-	2,560,557	42.7%	3,439,443	State Department for Irrigation	The project entails construction of gravity intake, 26 KM new canal, rehabilitation of irrigation works and provision of equipments, extension services and credit to allow reliable irrigation of 5460 hectares	The project Lot 1 is at 98.8 percent and for Lot 2 is at a 52 percent completion rate	Tana River County	-	2.50	-	KWD 3,439,442.08 in 21 Equal Repayments starting 15/02/2024 AND KWD 67,343.93 in 1 Equal Repayments starting 15/08/2023 AND KWD 94,556.62 in 1 Equal Repayments starting 15/02/2023 AND KWD 101,715.47 in 1 Equal Repayments starting 15/08/2022 AND KWD 46,941.90 in 1 Equal Repayments starting 15/02/2022 AND KWD 2,250,000.00 in 15 Equal Repayments starting 15/08/2014
2007012_1	Bura Irrigation Rehabilitation Project	Organisation of Petroleum Exp Countries	Multilateral	GOK	19/11/2007	15/12/2027	5,534,221	USD	3,428,990.38	5,534,221	100.0%	Fully Drawn	Ministry of Health	The project invoies construction and equipping Burns Management Centre and paediatric Emergency Centre	The current implementation status is at 53% of builders works	Nairobi County	-	2.25	-	Various Unequal repayments
2007010_1	Ngong Hills Wind Turbines Project	KBC BANK	Bilateral	GOK	26/10/2007	26/10/2024	11,314,682	EUR	1,170,484.32	11,314,682	100.0%	Fully Drawn	Ministry of Energy	Construction and Installation of Wind Mills and Turbines in Ngong Hills	Project closed	Kajiado County [Ngong Hills]	-	-	-	EUR 11,314,681.73 in 29 Equal Repayments starting 26/10/2010
2007009_1	Total War Against HIV and AIDS Project	International Development Association	Multilateral	GOK	18/07/2007	15/05/2047	51,484,681	XDR	45,267,149.55	51,484,681	100.0%	Fully Drawn	-	The project financed War Against HIV and AIDS	Closed		-	0.75	-	XDR 41,150,411.47 in 40 Equal Repayments starting 15/11/2027 AND XDR 7,718,883.90 in 15 Equal Repayments starting 15/05/2020 AND XDR 2,615,385.50 in 5 Equal Repayments starting 15/11/2017
2007008_3	Transparency and Communications Infrastructure Project	International Development Association	Multilateral	GOK	23/05/2007	01/02/2054	74,528,942	XDR	64,825,406.56	74,528,942	100.0%	Fully Drawn	Ministry of Environment	The project financed Forestry Development	Closed		-	0.75	-	XDR 59,609,569.20 in 40 Equal Repayments starting 15/08/2027 AND XDR 14,157,272.78 in 19 Equal Repayments starting 15/02/2018 AND XDR 762,100.00 in 1 Other Repayments starting 15/08/2017
2007008_2	Transparency and Communications Infrastructure Project	International Development Association	Multilateral	GOK	23/05/2007	01/02/2054	18,464,755	XDR	18,464,755.00	18,464,755	100.0%	Fully Drawn	Ministry of Environment	The project financed Forestry Development	Closed		-	0.75	-	XDR 14,771,804.40 in 40 Equal Repayments starting 01/08/2034 AND XDR 3,692,951.00 in 20 Equal Repayments starting 01/08/2024
2007008_1	Transparency and Communications Infrastructure Project	International Development Association	Multilateral	GOK	23/05/2007	01/02/2054	33,472,003	XDR	32,467,842.82	33,472,003	100.0%	Fully Drawn	Ministry of Environment	The project financed Forestry Development	Closed		-	0.75	-	XDR 669,439.97 in 1 Equal Repayments starting 15/02/2052 AND XDR 26,108,162.34 in 39 Equal Repayments starting 15/08/2032 AND XDR 6,694,400.60 in 20 Equal Repayments starting 15/08/2022
2007007_1	Western Kenya Community Driven Development and Flood Mitigation Project	International Development Association	Multilateral	GOK	07/05/2007	15/11/2046	51,060,841	XDR	41,981,938.65	48,619,848	95.2%	2,440,993	Ministry of Environment	The project financed Forestry Development	Closed		-	0.75	-	XDR 40,848,672.78 in 40 Equal Repayments starting 15/05/2027 AND XDR 10,212,168.19 in 20 Equal Repayments starting 15/05/2017
2007006_1	Natural Resource Management Project	International Development Association	Multilateral	GOK	07/05/2007	15/11/2046	37,518,537	XDR	32,641,126.89	37,518,537	100.0%	Fully Drawn	Ministry of Environment	The project financed Forestry Development	Closed		-	0.75	-	XDR 750,370.83 in 1 Other Repayments starting 15/11/2046 AND XDR 29,264,458.47 in 39 Equal Repayments starting 15/05/2027 AND XDR 7,503,707.40 in 20 Equal Repayments starting 15/05/2017
2007005_1	Development of the National Statistical System Project	International Development Association	Multilateral	GOK	23/05/2007	01/11/2046	8,216,859	XDR	7,148,667.66	8,216,859	100.0%	Fully Drawn	Ministry of Environment	The project financed Forestry Development	Closed		-	0.75	-	XDR 164,337.12 in 1 Equal Repayments starting 01/11/2046 AND XDR 6,409,150.41 in 39 Equal Repayments starting 01/05/2027 AND XDR 1,643,371.80 in 20 Equal Repayments starting 01/05/2017
2007004_1	Dundori-Njabini Road Project	Saudi Development Fund	Bilateral	GOK	28/02/2007	30/11/2036	37,500,000	SAR	25,326,000.00	37,500,000	100.0%	Fully Drawn	State Department for Roads	-	Completed	Nyandarua County	-	1.00	-	SAR 36,582,000.00 in 39 Equal Repayments starting 30/11/2017 AND SAR 918,000.00 in 1 Other Repayments starting 31/05/2017
2007003_8	Arusha-Namanga-Athi River Road Development Project	African Development Fund	Multilateral	GOK	08/02/2007	01/11/2056	2,147,223	JPK	2,007,653.70	2,147,223	100.0%	Fully Drawn	Ministry of Roads and Transport	The project involved rehabilitation/reconstruction of the Athi River-Namanga (136Km) to 7m carriageway surfaced with asphalt concrete and 2m wide shoulders.	Completed	Machakos and Kajiado	-	0.75	-	AUA 1,932,500.89 in 60 Equal Repayments starting 01/05/2027 AND AUA 214,722.32 in 20 Equal Repayments starting 01/05/2017
2007003_5	Arusha-Namanga-Athi River Road Development Project	African Development Fund	Multilateral	GOK	08/02/2007	01/11/2056	3,665,631	GBP	3,427,364.98	3,665,631	100.0%	Fully Drawn	Ministry of Roads and Transport	The project involved rehabilitation/reconstruction of the Athi River-Namanga (136Km) to 7m carriageway surfaced with asphalt concrete and 2m wide shoulders.	Completed	Machakos and Kajiado	-	0.75	-	AUA 3,299,067.86 in 60 Equal Repayments starting 01/05/2027 AND AUA 366,563.20 in 20 Equal Repayments starting 01/05/2017
2007003_3	Arusha-Namanga-Athi River Road Development Project	African Development Fund	Multilateral	GOK	08/02/2007	01/11/2056	8,983,129	EUR	8,399,226.01	8,983,129	100.0%	Fully Drawn	Ministry of Roads and Transport	The project involved rehabilitation/reconstruction of the Athi River-Namanga (136Km) to 7m carriageway surfaced with asphalt concrete and 2m wide shoulders.	Completed	Machakos and Kajiado	-	0.75	-	AUA 8,084,816.46 in 60 Equal Repayments starting 01/05/2027 AND AUA 898,313.00 in 20 Equal Repayments starting 01/05/2017
2007003_2	Arusha-Namanga-Athi River Road Development Project	African Development Fund	Multilateral	GOK	08/02/2007	01/11/2056	31,005,181	USD	28,989,844.22	31,005,181	100.0%	Fully Drawn	Ministry of Roads and Transport	The project involved rehabilitation/reconstruction of the Athi River-Namanga (136Km) to 7m carriageway surfaced with asphalt concrete and 2m wide shoulders.	Completed	Machakos and Kajiado	3,947,372	0.75	-	AUA 27,904,662.92 in 60 Equal Repayments starting 01/05/2027 AND AUA 3,100,518.00 in 20 Equal Repayments starting 01/05/2017

LOAN #	LOAN TITLE	CREDITOR NAME	CREDITOR CATEGORY	BORROWER	AGREEMENT DATE	MATURITY DATE	REVISED FINANCIAL AMOUNT (Tranche)	CURR	PRINCIPLE BALANCE AS AT 31/08/2023 (FX)	DRAWN AMOUNT	DISBURSEMENT RATE	UNDRAWN AMOUNT	IMPLEMENTING AGENCY	PROJECT DESCRIPTION	PROJECT IMPLEMENTATION STATUS	COUNTY	COMMITMENT FEES SIINCE 2012 (KSHS)	Fixed Interest Rate	Variable (Margin) Interest Rate	No. Principal Repayments
2007001_9	Sigor Wei-Wei Agricultural Scheme Phase III-CDP	Government of Italy	Bilateral	GOK	23/01/2007	22/09/2049	263,468	EUR	263,467.87	263,468	100.0%	Fully Drawn	State Department for ASALS and Regional Development	The project involve laying of irrigation infrastructure and supply for farming equipments for the farmers	Closed component	West Pokot County	-	-	-	EUR 6,586.57 in 1 Equal Repayments starting 22/09/2049 AND EUR 256,881.30 in 39 Equal Repayments starting 22/03/2030
2007001_8	Sigor Wei-Wei Agricultural Scheme Phase III-CDP	Government of Italy	Bilateral	GOK	23/01/2007	22/09/2049	175,825	EUR	175,825.39	175,825	100.0%	Fully Drawn	State Department for ASALS and Regional Development	The project involve laying of irrigation infrastructure and supply for farming equipments for the farmers	Closed component	West Pokot County	-	-	-	EUR 4,395.82 in 1 Equal Repayments starting 22/03/2049 AND EUR 171,429.57 in 39 Equal Repayments starting 22/03/2030
2007001_7	Sigor Wei-Wei Agricultural Scheme Phase III-CDP	Government of Italy	Bilateral	GOK	23/01/2007	22/09/2049	51,050	EUR	51,050.00	51,050	100.0%	Fully Drawn	State Department for ASALS and Regional Development	The project involve laying of irrigation infrastructure and supply for farming equipments for the farmers	Closed component	West Pokot County	-	-	-	EUR 51,050.00 in 40 Equal Repayments starting 22/03/2030
2007001_6	Sigor Wei-Wei Agricultural Scheme Phase III-CDP	Government of Italy	Bilateral	GOK	23/01/2007	22/09/2049	652,750	EUR	652,750.08	652,750	100.0%	Fully Drawn	State Department for ASALS and Regional Development	The project involve laying of irrigation infrastructure and supply for farming equipments for the farmers	Closed component	West Pokot County	-	-	-	EUR 16,318.83 in 1 Equal Repayments starting 22/09/2049 AND EUR 636,431.25 in 39 Equal Repayments starting 22/03/2030
2007001_5	Sigor Wei-Wei Agricultural Scheme Phase III-CDP	Government of Italy	Bilateral	GOK	23/01/2007	22/09/2049	329,547	EUR	329,546.88	329,547	100.0%	Fully Drawn	State Department for ASALS and Regional Development	The project involve laying of irrigation infrastructure and supply for farming equipments for the farmers	Closed component	West Pokot County	-	-	-	EUR 329,546.88 in 40 Equal Repayments starting 22/03/2030
2007001_4	Sigor Wei-Wei Agricultural Scheme Phase III-CDP	Government of Italy	Bilateral	GOK	23/01/2007	22/09/2049	67,485	EUR	67,485.00	67,485	100.0%	Fully Drawn	State Department for ASALS and Regional Development	The project involve laying of irrigation infrastructure and supply for farming equipments for the farmers	Closed component	West Pokot County	-	-	-	EUR 67,485.00 in 40 Equal Repayments starting 22/03/2030
2007001_3	Sigor Wei-Wei Agricultural Scheme Phase III-CDP	Government of Italy	Bilateral	GOK	23/01/2007	22/09/2049	554,988	EUR	554,988.22	554,988	100.0%	Fully Drawn	State Department for ASALS and Regional Development	The project involve laying of irrigation infrastructure and supply for farming equipments for the farmers	Closed component	West Pokot County	-	-	-	EUR 554,988.22 in 40 Equal Repayments starting 22/03/2030
2007001_2	Sigor Wei-Wei Agricultural Scheme Phase III-CDP	Government of Italy	Bilateral	GOK	23/01/2007	22/09/2049	72,720	EUR	67,485.00	67,485	0.7%	5,235	State Department for ASALS and Regional Development	The project involve laying of irrigation infrastructure and supply for farming equipments for the farmers	The projectis progressing well and expected to be complete in March, 2024	West Pokot County	-	-	-	EUR 72,720.00 in 40 Equal Repayments starting 22/03/2030
2007001_10	Sigor Wei-Wei Agricultural Scheme Phase III-CDP	Government of Italy	Bilateral	GOK	23/01/2007	22/09/2049	243,471	EUR	243,471.43	243,471	100.0%	Fully Drawn	State Department for ASALS and Regional Development	The project involve laying of irrigation infrastructure and supply for farming equipments for the farmers	Closed component	West Pokot County	-	-	-	EUR 6,086.62 in 1 Equal Repayments starting 22/09/2049 AND EUR 237,384.81 in 39 Equal Repayments starting 22/03/2030
2007001_1	Sigor Wei-Wei Agricultural Scheme Phase III-CDP	Government of Italy	Bilateral	GOK	23/01/2007	22/09/2049	6,812,546	EUR	2,836,152.00	2,836,152	30.7%	3,976,394	State Department for ASALS and Regional Development	The project involve laying of irrigation infrastructure and supply for farming equipments for the farmers	The projectis progressing well and expected to be complete in March, 2024	West Pokot County	-	-	-	EUR 6,812,546.13 in 40 Equal Repayments starting 22/03/2030
2006022_1	Water Sector Development Programme(Phase 11 stage 1)	Govt of Fed. Republic of Germany - GTZ	Bilateral	GOK	27/11/2006	31/12/2046	8,404,873	EUR	6,702,565.48	8,404,873	100.0%	Fully Drawn			Closed		355,720	0.75	-	EUR 133,051.48 in 1 Equal Repayments starting 30/12/2046 AND EUR 6,285,796.00 in 44 Equal Repayments starting 30/12/2024 AND EUR 2,269,744.00 in 16 Equal Repayments starting 30/12/2016
2006021_1	Smallholder Dairy Commercialisation Programme	International Fund For Agricultural Dev.	Multilateral	GOK	25/01/2006	15/12/2045	12,100,000	XDR	9,075,014.99	12,100,000	100.0%	Fully Drawn	Agricurura Livestock Development	Market driven development of informal dairy sector for small holder dairy produces and traders and market linkages	Closed	10 Counties namely:- Trans Nzoia, Uasin Gishu, Bungoma,Kakamega,Nyamira,Kisii,Bomet and Nakuru	-	0.75	-	XDR 201,843.00 in 1 Other Repayments starting 15/12/2045 AND XDR 9,881,487.00 in 49 Equal Repayments starting 15/06/2021 AND XDR 2,016,670.00 in 10 Equal Repayments starting 15/06/2016
2006018_1	Education Sector Support Project	International Development Association	Multilateral	GOK	04/12/2006	01/11/2046	35,366,827	XDR	30,769,139.46	35,366,827	100.0%	Fully Drawn	Ministry of Environment	The project financed Forestry Development	Closed		-	0.75	-	XDR 707,336.51 in 1 Other Repayments starting 01/11/2046 AND XDR 27,586,125.06 in 39 Equal Repayments starting 01/05/2027 AND XDR 7,073,365.40 in 20 Equal Repayments starting 01/05/2017
2006017_1	Extension programme of Rural Infrastructure in Mt Kenya Region	Govt of Fed. Republic of Germany - GTZ	Bilateral	GOK	10/07/2006	31/12/2045	3,808,035	EUR	2,950,035.00	3,808,035	100.0%	Fully Drawn			Closed		37,810,429	0.75	-	EUR 7,035.00 in 1 Equal Repayments starting 30/12/2045 AND EUR 2,613,000.00 in 39 Equal Repayments starting 30/06/2026 AND EUR 1,320,000.00 in 20 Equal Repayments starting 30/06/2016
2006016_1	Dundori-Ol Kalou-Njabini Road Project	Organisation of Petroleum Exp Countries	Multilateral	GOK	06/09/2006	15/03/2026	10,000,000	USD	2,000,080.00	10,000,000	100.0%	Fully Drawn	State Department for Irrigation	project entails construction of gravity intake, 26 KM new canal, rehabilitation of irrigation works and provision of equipments, extension services and credit to allow reliable irrigation of 5460 hectares	The project Lot 1 is at 98.8 percent and for Lot 2 is at a 52 percent completion rate	Tana River County	-	2.25	-	USD 333,430.00 in 1 Other Repayments starting 15/03/2026 AND USD 9,666,570.00 in 29 Equal Repayments starting 15/09/2011
2006015_1	East Africa Trade and Transport Facilitation Project	International Development Association	Multilateral	GOK	05/04/2006	15/11/2045	83,248,418	XDR	70,760,712.04	83,248,418	100.0%	Fully Drawn	Ministry of Environment	The project financed Forestry Development	Closed		-	0.75	-	XDR 1,664,957.92 in 1 Equal Repayments starting 15/11/2045 AND XDR 64,933,359.27 in 39 Equal Repayments starting 15/05/2026 AND XDR 15,817,100.43 in 19 Equal Repayments starting 15/11/2016 AND XDR 833,000.00 in 1 Other Repayments starting 15/05/2016
2006014_4	Kimira- Oluch Smallholder Farm Improvement Project	African Development Fund	Multilateral	GOK	14/07/2006	01/05/2056	97,578	JPK	90,747.34	97,578	100.0%	Fully Drawn	Ministry of Regional Development Authority and EAC	The project will focus on agriculture intensification through developing irrigation infrastructure, empowering farmers to own and manage schemes and improve productivity	Completed	Homa Bay	-	0.75	-	AUA 87,820.02 in 60 Equal Repayments starting 01/11/2026 AND AUA 9,757.81 in 20 Equal Repayments starting 01/11/2016
2006014_3	Kimira- Oluch Smallholder Farm Improvement Project	African Development Fund	Multilateral	GOK	14/07/2006	01/05/2056	1,387,463	EUR	1,290,340.63	1,387,463	100.0%	Fully Drawn	Ministry of Regional Development Authority and EAC	The project will focus on agriculture intensification through developing irrigation infrastructure, empowering farmers to own and manage schemes and improve productivity	Completed	Homa Bay	-	0.75	-	AUA 1,248,716.71 in 60 Equal Repayments starting 01/11/2026 AND AUA 138,746.40 in 20 Equal Repayments starting 01/11/2016
2006014_2	Kimira- Oluch Smallholder Farm Improvement Project	African Development Fund	Multilateral	GOK	14/07/2006	01/05/2056	32,326,606	USD	30,063,743.35	32,326,606	100.0%	Fully Drawn	Ministry of Regional Development Authority and EAC	The project will focus on agriculture intensification through developing irrigation infrastructure, empowering farmers to own and manage schemes and improve productivity	Completed	Homa Bay	3,033,751	0.75	-	AUA 29,093,945.17 in 60 Equal Repayments starting 01/05/2026 AND AUA 3,232,660.60 in 20 Equal Repayments starting 01/11/2016
2006013_1	Solid Waste Management Kisumu and Mombasa	Agence Francaise De Development	Bilateral	GOK	29/05/2006	30/04/2026	1,289,529	EUR	322,382.37	1,289,529	100.0%	Fully Drawn	State Department for Environemnt	-	Completed	-	-	0.58	-	EUR 1,396,990.28 in 26 Equal Repayments starting 31/10/2013

LOAN #	LOAN TITLE	CREDITOR NAME	CREDITOR CATEGORY	BORROWER	AGREEMENT DATE	MATURITY DATE	REVISED FINANCE AMOUNT (Tranche)	CUR	PRINCIPLE BALANCE AS AT 31/08/2023 (FX)	DRAWN AMOUNT	DISBURSEMENT RATE	UNDRAWN AMOUNT	IMPLEMENTING AGENCY	PROJECT DESCRIPTION	PROJECT IMPLEMENTATION STATUS	COUNTY	COMMITMENT FEES SINCE 2012 (KSHS)	Fixed Interest Rate	Variable (Margin) Interest Rate	No. Principal Repayments
2006012_1	Rural Roads Improvement in 3 Districts in Central Province	Agence Francaise De Development	Bilateral	GOK	29/05/2006	30/04/2026	17,732,617	EUR	4,433,154.24	17,732,617	100.0%	Fully Drawn	State Department for Roads	The goal is to rehabilitate 674 km of tracks and 152 km of roads (following the technique of "low volume sealing," LVS), which will extend durability because of this new technology in Kenya developed by the company Colas	Completed	Kiambu, Muranga, Nyeri, Nyandarua, Kirinyanga and Laikipia Counties	-	0.58	-	EUR 19,210,335.05 in 26 Equal Repayments starting 31/10/2013
2006011_1	Institutional Reform and Capacity Building Project	International Development Association	Multilateral	GOK	24/04/2006	15/11/2045	6,854,022	XDR	5,825,918.41	6,854,022	100.0%	Fully Drawn	Ministry of Environment	The project financed Forestry Development	Closed		-	0.75	-	XDR 137,080.54 in 1 Other Repayments starting 15/11/2045 AND XDR 5,346,136.77 in 39 Equal Repayments starting 15/05/2026 AND XDR 1,370,804.40 in 20 Equal Repayments starting 15/05/2016
2006010_1	Dundori - Njabini Road	Arab Bank For Econ.Dev.In Africa	Multilateral	GOK	13/04/2006	01/11/2036	9,425,332	USD	6,565,332.16	9,425,332	100.0%	Fully Drawn	state Department for Roads	Access of roads to the urban centres	State Department for Roads	Nyandarua County	-	1.00	-	USD 259,332.16 in 1 Other Repayments starting 01/11/2036 AND USD 258,000.00 in 1 Other Repayments starting 01/05/2036 AND USD 257,000.00 in 1 Other Repayments starting 01/11/2035 AND USD 255,000.00 in 1 Other Repayments starting 01/05/2035 AND USD 254,000.00 in 1 Other Repayments starting 01/11/2034 AND USD 253,000.00 in 1 Other Repayments starting 01/05/2034 AND USD 252,000.00 in 1 Other Repayments starting 01/11/2033 AND USD 250,000.00 in 1 Other Repayments starting 01/05/2033 AND USD 249,000.00 in 1 Other Repayments starting 01/11/2032 AND USD 248,000.00 in 1 Other Repayments starting 01/05/2032 AND USD 247,000.00 in 1 Other Repayments starting 01/11/2031 AND USD 245,000.00 in 1 Other Repayments starting 01/05/2031 AND USD 244,000.00 in 1 Other Repayments starting 01/11/2030 AND USD 243,000.00 in 1 Other Repayments starting 01/05/2030 AND USD 242,000.00 in 1 Other Repayments starting 01/11/2029 AND USD 241,000.00 in 1 Other Repayments starting 01/05/2029 AND USD 239,000.00 in 1 Other Repayments starting 01/11/2028 AND USD 238,000.00 in 1 Other
2006008_1	Kenya Rural Telecommunications Development Programme	Exim Bank of China	Bilateral	GOK	23/01/2006	21/09/2026	173,862,578	CNY	41,727,018.66	173,862,578	100.0%	Fully Drawn	State Department for ICT and DE	-	Complete	National wide	24,985,612	2.00	-	CNY 6,954,503.15 in 1 Other Repayments starting 08/06/2026 AND CNY 173,862,578.00 in 25 Equal Repayments starting 21/09/2013
2006007_1	Power Distribution System Mordernization & Strenthening Project - Kenya (Chemositsit-Kisii & Kamburu - Meru)	Exim Bank of China	Bilateral	GOK	23/01/2006	21/03/2026	154,835,394	CNY	37,160,494.55	154,835,394	100.0%	Fully Drawn	State Department for Energy/ KETRACO	Contruction of Chemositsit-Kisii & Kamburu - Meru Transmission lines and associated sub stations	Complete	Kericho, Kisii, Embu and Meru County	-	2.00	-	CNY 161,028,810.00 in 26 Equal Repayments starting 21/09/2013
2006002_1	Rehab of Sasumua Dam & Water and Sewerage Disposal Networks In Nairobi	Agence Francaise De Development	Bilateral	GOK	11/01/2006	31/10/2025	27,648,984	EUR	5,760,204.98	27,648,984	100.0%	Fully Drawn	State Department for Water and Sanitation	The project comprised components: rehabilitation of Sasumua dam destroyed by floods; rehabilitation of Ngethu and Sasumua treatment plants;	Completed	-	83,475,092	0.55	-	EUR 29,953,065.91 in 26 Equal Repayments starting 30/04/2013
2006001_1	Extension of Electricity Network in 6 Rural Provinces	Agence Francaise De Development	Bilateral	GOK	11/01/2006	31/07/2025	26,086,896	EUR	4,347,815.92	26,086,896	100.0%	Fully Drawn	State Department for Energy	-	Completed	-	24,598,657	0.44	2.00	EUR 28,260,803.50 in 26 Equal Repayments starting 31/01/2013
2005013_7	KPLC Grid Development Project	European Investment Bank	Multilateral	GOK	16/12/2005	20/07/2025	1,143,628	EUR	182,980.49	1,143,628	100.0%	Fully Drawn	Kenya Power and Lighting Company	KPLC Grid Development Project	Completed		-	2.47	-	EUR 1,143,628.09 in 25 Equal Repayments starting 20/07/2013
2005013_6	KPLC Grid Development Project	European Investment Bank	Multilateral	GOK	16/12/2005	20/07/2025	7,865,954	EUR	1,033,781.37	7,865,954	100.0%	Fully Drawn	Kenya Power and Lighting Company	KPLC Grid Development Project	Completed		-	2.47	-	EUR 253,377.78 in 1 Equal Repayments starting 20/07/2025 AND EUR 3,902,017.95 in 15 Equal Repayments starting 20/01/2018 AND EUR 3,710,558.00 in 10 Equal Repayments starting 20/01/2013
2005013_5	KPLC Grid Development Project	European Investment Bank	Multilateral	GOK	16/12/2005	20/07/2025	14,996,621	EUR	2,051,537.66	14,996,621	100.0%	Fully Drawn	Kenya Power and Lighting Company	KPLC Grid Development Project	Completed		-	2.47	-	EUR 557,874.20 in 1 Other Repayments starting 20/07/2025 AND EUR 14,438,746.78 in 29 Equal Repayments starting 20/01/2011
2005013_4	KPLC Grid Development Project	European Investment Bank	Multilateral	GOK	16/12/2005	20/07/2025	8,418,660	EUR	1,151,672.74	8,418,660	100.0%	Fully Drawn	Kenya Power and Lighting Company	KPLC Grid Development Project	Completed		-	2.47	-	EUR 313,174.21 in 1 Other Repayments starting 20/07/2025 AND EUR 8,105,485.79 in 29 Equal Repayments starting 20/01/2011
2005013_3	KPLC Grid Development Project	European Investment Bank	Multilateral	GOK	16/12/2005	20/07/2025	2,000,000	EUR	273,600.00	2,000,000	100.0%	Fully Drawn	Kenya Power and Lighting Company	KPLC Grid Development Project	Completed		-	2.47	-	EUR 74,400.00 in 1 Equal Repayments starting 20/07/2025 AND EUR 1,925,600.00 in 29 Equal Repayments starting 20/01/2011
2005013_2	KPLC Grid Development Project	European Investment Bank	Multilateral	GOK	16/12/2005	20/07/2025	4,045,523	EUR	553,427.64	4,045,523	100.0%	Fully Drawn	Kenya Power and Lighting Company	KPLC Grid Development Project	Completed		-	2.47	-	EUR 150,493.56 in 1 Equal Repayments starting 20/07/2025 AND EUR 3,895,029.44 in 29 Equal Repayments starting 20/01/2011
2005013_1	KPLC Grid Development Project	European Investment Bank	Multilateral	GOK	16/12/2005	20/07/2025	2,757,755	EUR	377,260.97	2,757,755	100.0%	Fully Drawn	Kenya Power and Lighting Company	KPLC Grid Developmen	Completed		175,772	2.47	-	EUR 102,588.16 in 1 Equal Repayments starting 20/07/2025 AND EUR 2,655,166.34 in 29 Equal Repayments starting 20/01/2011

LOAN #	LOAN TITLE	CREDITOR NAME	CREDITOR CATEGORY	BORROWER	AGREEMENT DATE	MATURITY DATE	REVIS... FINANC... AMOUNT (Tranche)	...R	PRINCIPLE BALANCE AS AT 31/08/2023 (FX)	DRAWN AMOUNT	DISBURSEMENT RATE	UNDRAWN AMOUNT	IMPLEMENTING AGENCY	PROJ... ...PTION	PROJECT IMPLEMENTATION STATUS	COUNTY	COMMITMENT FEES SIINCE 2012 (KSHS)	Fixed Interest Rate	Variable (Margin) Interest Rate	No. Principal Repayments
2005012_4	Green Zones Devt. Support Project	African Development Fund	Multilateral	GOK	30/11/2005	01/11/2055	561,449	JPK	519,339.96	561,449	100.0%	Fully Drawn	Ministry of Environment, Climate Change and Forestry	The project entailed: i) preservation of primary forests (rehabilitation of primary forests, participatory management of primary forests, restoration of hilltops and catchment areas under the supervision of county councils); ii) management of catchment areas in buffer zones (restoration of primary forests in ecologically fragile areas, creation of plots planted with species intended for firewood, and consolidation of buffer zones planted with tea trees); iii) support for forest-dwelling communities (development of woodland plots, promotion of agroforestry and improvement of household livelihoods/income);	Completed	Embu, Tharaka Nithi, Meru, Nyeri, Kirinyanga, Murang'a, Kiambu, Nyandarua, Narok, Bomet, Kericho, Baringo, Elgeyo Marakwet, Nandi, Trans-Nzoia, Bungoma, Kakamega, Vihiga, Nakuru	-	0.75	-	AUA 505,303.76 in 60 Equal Repayments starting 01/05/2026 AND AUA 56,144.80 in 20 Equal Repayments starting 01/05/2016
2005012_3	Green Zones Devt. Support Project	African Development Fund	Multilateral	GOK	30/11/2005	01/11/2055	678,750	EUR	627,843.41	678,750	100.0%	Fully Drawn	Ministry of Environment, Climate Change and Forestry	The project entailed: i) preservation of primary forests (rehabilitation of primary forests, participatory management of primary forests, restoration of hilltops and catchment areas under the supervision of county councils); ii) management of catchment areas in buffer zones (restoration of primary forests in ecologically fragile areas, creation of plots planted with species intended for firewood, and consolidation of buffer zones planted with tea trees); iii) support for forest-dwelling communities (development of woodland plots, promotion of agroforestry and improvement of household livelihoods/income);	Completed	Embu, Tharaka Nithi, Meru, Nyeri, Kirinyanga, Murang'a, Kiambu, Nyandarua, Narok, Bomet, Kericho, Baringo, Elgeyo Marakwet, Nandi, Trans-Nzoia, Bungoma, Kakamega, Vihiga, Nakuru	-	0.75	-	AUA 610,874.66 in 60 Equal Repayments starting 01/05/2026 AND AUA 67,875.00 in 20 Equal Repayments starting 01/05/2016
2005012_2	Green Zones Devt. Support Project	African Development Fund	Multilateral	GOK	30/11/2005	01/11/2055	32,168,717	USD	29,756,063.63	32,168,717	100.0%	Fully Drawn	Ministry of Environment, Climate Change and Forestry	The project entailed: i) preservation of primary forests (rehabilitation of primary forests, participatory management of primary forests, restoration of hilltops and catchment areas under the supervision of county councils); ii) management of catchment areas in buffer zones (restoration of primary forests in ecologically fragile areas, creation of plots planted with species intended for firewood, and consolidation of buffer zones planted with tea trees); iii) support for forest-dwelling communities promotion of agroforestry and improvement of household livelihoods/income);	Completed	Embu, Tharaka Nithi, Meru, Nyeri, Kirinyanga, Murang'a, Kiambu, Nyandarua, Narok, Bomet, Kericho, Baringo, Elgeyo Marakwet, Nandi, Trans-Nzoia, Bungoma, Kakamega, Vihiga, Nakuru	2,328,140	0.75	-	AUA 28,951,845.68 in 60 Equal Repayments starting 01/05/2026 AND AUA 3,216,871.80 in 20 Equal Repayments starting 01/05/2016
2005011_1	Garissa Sewerage	Organisation of Petroleum Exp Countries	Multilateral	GOK	21/12/2005	15/07/2025	3,685,355	USD	606,110.99	3,685,355	100.0%	Fully Drawn	State Department for Roadsd	Access of roads to the urban centres	completed	Nyandarua County	-	2.00	-	USD 151,535.99 in 1 Equal Repayments starting 15/07/2025 AND USD 1,666,775.00 in 11 Equal Repayments starting 15/01/2020 AND USD 533,744.00 in 8 Equal Repayments starting 15/01/2016 AND USD 1,333,300.00 in 10 Equal Repayments starting 15/01/2011
2005010_1	Nzoia Phase 1, cluster 2	Govt of Fed. Republic of Germany - GTZ	Bilateral	GOK	11/08/2005	30/06/2051	5,221,756	EUR	4,692,963.58	5,221,756	100.0%	Fully Drawn			Closed		4,791	0.75	-	EUR 21,967.58 in 1 Equal Repayments starting 31/12/2050 AND EUR 5,376,052.00 in 61 Equal Repayments starting 31/12/2019
2005009_1	Road maintanance equipment renewal project	Export - Import Bank - Korea	Export Credit	GOK	11/10/2005	20/04/2037	24,621,152,000	KRW	16,198,100,000.00	25,916,974,030	95.0%	25,970	State Department for Roads	The project involved construction and maintenance of roads.	Completed. The undrawn amount was cancelled.		-	0.99	-	KRW 647,949,970.00 in 1 Equal Repayments starting 20/10/2035 AND KRW 24,621,112,000.00 in 38 Equal Repayments starting 20/10/2016 AND KRW 647,938,030.00 in 1 Equal Repayments starting 20/04/2016
2005008_5	Ewaso Ngiro Natural Resources Conservation Project	African Development Fund	Multilateral	GOK	16/06/2005	01/05/2055	1,035,086	GBP	952,279.52	1,035,086	100.0%	Fully Drawn	Ewaso Ngiro North River Basin Development Authority	The project is to contribute to poverty reduction through sustainable natural resources conversation and management	Completed	Garissa Isiolo Laikipia Mandera Nyandarua Nyeri Samburu Wajir Meru	-	0.75	-	AUA 931,577.79 in 60 Equal Repayments starting 01/11/2025 AND AUA 103,508.64 in 20 Equal Repayments starting 01/11/2015
2005008_4	Ewaso Ngiro Natural Resources Conservation Project	African Development Fund	Multilateral	GOK	16/06/2005	01/05/2055	11,015,209	USD	10,133,992.13	11,015,209	100.0%	Fully Drawn	Ewaso Ngiro North River Basin Development Authority	The project is to contribute to poverty reduction through sustainable natural resources conversation and management	Completed	Garissa Isiolo Laikipia Mandera Nyandarua Nyeri Samburu Wajir Meru	-	0.75	-	AUA 9,913,687.97 in 60 Equal Repayments starting 01/11/2025 AND AUA 1,101,520.80 in 20 Equal Repayments starting 01/11/2015
2005008_2	Ewaso Ngiro Natural Resources Conservation Project	African Development Fund	Multilateral	GOK	16/06/2005	01/05/2055	4,246,817	EUR	3,907,071.68	4,246,817	100.0%	Fully Drawn	Ewaso Ngiro North River Basin Development Authority	The project is to contribute to poverty reduction through sustainable natural resources conversation and management	Completed	Garissa Isiolo Laikipia Mandera Nyandarua Nyeri Samburu Wajir Meru	2,495,433	0.75	-	AUA 3,822,135.32 in 60 Equal Repayments starting 01/11/2025 AND AUA 424,681.80 in 20 Equal Repayments starting 01/11/2015
2005007_1	Nairobi Mombasa Electricity Reinforcemen	Agence Francaise De Development	Bilateral	GOK	25/05/2005	31/03/2025	23,076,877	EUR	3,846,146.12	23,076,877	100.0%	Fully Drawn	State Department for Energy	-	Completed	Nairobi County	-	1.20	-	EUR 24,999,949.88 in 26 Equal Repayments starting 30/09/2012
2005006_1	Micro Finance Sector Support Project	Agence Francaise De Development	Bilateral	GOK	25/05/2005	31/03/2025	8,951,888	EUR	1,491,981.34	8,951,888	100.0%	Fully Drawn	The National Treasury	-	Completed		-	0.60	-	EUR 9,697,879.07 in 26 Equal Repayments starting 30/09/2012

LOAN #	LOAN TITLE	CREDITOR NAME	CREDITOR CATEGORY	BORROWER	AGREEMENT DATE	MATURITY DATE	REVIS FINANC AMOUNT (Tranche)	RR	PRINCIPLE BALANCE AS AT 31/08/2023 (FX)	DRAWN AMOUNT	DISBURSEMENT RATE	UNDRAWN AMOUNT	IMPLEMENTING AGENCY	PROJ PTION	PROJECT IMPLEMENTATION STATUS	COUNTY	COMMITMENT FEES SINCE 2012 (KSHS)	Fixed Interest Rate	Variable (Margin) Interest Rate	No. Principal Repayments
2005005_1	Emali _ Loitoktok Road Project	Arab Bank For Econ.Dev.In Africa	Multilateral	GOK	01/05/2005	01/03/2032	15,000,000	USD	5,870,156.03	13,749,156	91.7%	1,250,844	State Department for Roads	Rehabilitation of the water supply and sanitationinfrastructure for Oloitoktok town and its outskirtsfor the improvement of the water supply and sanitation services for the population and commercial enterprise	Closed. The undrawn amount was cancelled.	Kajiado County	-	1.00	-	Various unequal repayments
2005004_1	Emali- Loitoktok Road Project	Organisation of Petroleum Exp Countries	Multilateral	GOK	21/04/2005	15/05/2026	14,570,000	USD	1,533,667.51	13,651,078	93.7%	918,922	Ministry of Water and Sanitation	The project entails consruction of sewarage and treatment system in addition to contributing to the prevention of pollution c aused by sewerage discharged directly to Tana River	completed. The undrawn amount was cancelled.	Garissa County	-	2.00	-	USD 1,634,405.00 in 4 Equal Repayments starting 15/11/2024 AND USD 409,090.00 in 15 Other Repayments starting 15/05/2017 AND USD 6,799,240.00 in 14 Equal Repayments starting 15/05/2010
2005002_3	Multinational Pj. Tsetse& Trypnosomiasis	African Development Fund	Multilateral	GOK	04/02/2005	01/11/2054	7,202,659	USD	6,590,432.90	7,202,659	100.0%	Fully Drawn	Ministry of Agriculture and Livestock Development	The project involved creation of sustainable tsetse free areas in support of the gradual eradication of Tsetse and Trypanosomiasis (T&T) by integrating suppression, control and eradication approaches. The project consisted of three closely related technical components, as well as a support component: (i) Suppression and Eradication; (ii) Strengthening of national capacities; (iii) Sustainable Land Management and (iv) Project Coordination and Management.	Completed	Nationwide	-	0.75	-	AUA 6,482,393.00 in 60 Equal Repayments starting 01/05/2025 AND AUA 720,266.00 in 20 Equal Repayments starting 01/05/2015
2005002_2	Multinational Pj. Tsetse& Trypnosomiasis	African Development Fund	Multilateral	GOK	04/02/2005	01/11/2054	2,149,557	EUR	1,966,844.26	2,149,557	100.0%	Fully Drawn	Ministry of Agriculture and Livestock Development	The project involved creation of sustainable tsetse free areas in support of the gradual eradication of Tsetse and Trypanosomiasis (T&T) by integrating suppression, control and eradication approaches. The project consisted of three closely related technical components, as well as a support component: (i) Suppression and Eradication; (ii) Strengthening of national capacities; (iii) Sustainable Land Management and (iv) Project Coordination and Management.	Completed	Nationwide	-	0.75	-	AUA 1,934,600.92 in 60 Equal Repayments starting 01/05/2025 AND AUA 214,955.60 in 20 Equal Repayments starting 01/05/2015
2005001_5	Mombasa-Nairobi-Addis-Ababa Road Project	African Development Fund	Multilateral	GOK	04/02/2005	01/11/2054	4,672,655	GBP	4,275,479.26	4,672,655	100.0%	Fully Drawn	Ministry of Roads and Transport	The project entailed construction works for upgrading the existing gravel road to bitumen paved road with a 7m carriageway and 1.5m shoulder on each for a total length of 136km between Isiolo and Merille River in Northern Kenya.	Completed	Isiolo and Marsabit	-	0.75	-	AUA 4,205,389.44 in 60 Equal Repayments starting 01/05/2025 AND AUA 467,265.49 in 20 Equal Repayments starting 01/05/2015
2005001_4	Mombasa-Nairobi-Addis-Ababa Road Project	African Development Fund	Multilateral	GOK	04/02/2005	01/11/2054	22,763,127	USD	30,414,515.87	22,763,127	100.0%	Fully Drawn	Ministry of Roads and Transport	The project entailed construction works for upgrading the existing gravel road to bitumen paved road with a 7m carriageway and 1.5m shoulder on each for a total length of 136km between Isiolo and Merille River in Northern Kenya.	Completed	Isiolo and Marsabit	-	0.75	-	AUA 29,915,917.25 in 60 Equal Repayments starting 01/05/2025 AND AUA 3,323,990.81 in 20 Equal Repayments starting 01/05/2015
2005001_3	Mombasa-Nairobi-Addis-Ababa Road Project	African Development Fund	Multilateral	GOK	04/02/2005	01/11/2054	8,434,239	EUR	7,717,328.75	8,434,239	100.0%	Fully Drawn	Ministry of Roads and Transport	The project entailed construction works for upgrading the existing gravel road to bitumen paved road with a 7m carriageway and 1.5m shoulder on each for a total length of 136km between Isiolo and Merille River in Northern Kenya.	Completed	Isiolo and Marsabit	1,770,770	0.75	-	AUA 7,590,815.16 in 60 Equal Repayments starting 01/05/2025 AND AUA 843,423.91 in 20 Equal Repayments starting 01/05/2015
2004421_1	Northern Corridor Transport Improvement Project	Nordic Development Fund	Multilateral	GOK	05/10/2004	15/09/2044	15,968,623	EUR	13,253,956.69	15,968,623	100.0%	Fully Drawn	State Department for Roads	The project involved construction of Northern Corridor Transport Improvement Project	Closed		-	0.75	-	EUR 12,774,898.00 in 40 Equal Repayments starting 15/03/2025 AND EUR 3,193,724.60 in 20 Equal Repayments starting 15/03/2015
2004320_1	Energy Sector Recovery Project	Nordic Development Fund	Multilateral	GOK	30/11/2004	15/09/2044	10,000,000	EUR	8,300,000.00	10,000,000	100.0%	Fully Drawn	State Department for Energy	The project involved Energy Sector Recovery Project	Closed		-	0.75	-	EUR 8,000,000.00 in 40 Equal Repayments starting 15/03/2025 AND EUR 2,000,000.00 in 20 Equal Repayments starting 15/03/2015
2004316_2	Paris Club Rescheduling JBIC (KBC,TARDA,EAPC) ODA-JICA	Government of Japan	Bilateral	GOK	15/01/2004	30/06/2025	1,707,091	JPK	379,344.00	1,707,091	100.0%	Fully Drawn					-	1.30	-	JPK 1,801,884.00 in 19 Equal Repayments starting 30/06/2016 AND JPK 94,878.62 in 1 Other Repayments starting 31/12/2015
2004316_1	Paris Club Rescheduling JBIC (KBC,TARDA,EAPC) ODA-JICA	Government of Japan	Bilateral	GOK	15/01/2004	30/06/2025	3,793,384	JPK	842,968.00	3,793,384	100.0%	Fully Drawn					-	1.30	-	JPK 4,004,098.00 in 19 Equal Repayments starting 30/06/2016 AND JPK 210,770.48 in 1 Other Repayments starting 31/12/2015
2004314_2	Paris Club Rescheduling ODA-JICA	Government of Japan	Bilateral	GOK	15/01/2004	30/06/2025	4,849,068	JPK	1,077,568.00	4,849,068	100.0%	Fully Drawn					-	1.30	-	JPK 5,118,448.00 in 19 Equal Repayments starting 30/06/2016 AND JPK 269,403.92 in 1 Other Repayments starting 31/12/2015
2004314_1	Paris Club Rescheduling ODA-JICA	Government of Japan	Bilateral	GOK	15/01/2004	30/06/2025	10,677,639	JPK	2,359,710.56	10,677,639	100.0%	Fully Drawn					-	1.30	-	JPK 589,938.56 in 1 Equal Repayments starting 30/06/2025 AND JPK 11,208,556.00 in 19 Equal Repayments starting 31/12/2015
2004313_1	Paris Club Rescheduling (Japan Ministry of Agriculture) Food Agency	Government of Japan	Bilateral	GOK	15/01/2004	30/06/2025	141,718	JPK	31,492.97	141,718	100.0%	Fully Drawn					-	12.51	-	JPK 157,464.87 in 20 Equal Repayments starting 31/12/2015
2004311_3	Paris Club Resched.2004 USA (USAID Debts)	Government of United States of America	Bilateral	GOK	11/05/2004	01/07/2025	1,791,622	USD	402,219.24	1,791,622	100.0%	Fully Drawn					-	3.00	-	USD 1,791,622.44 in 20 Percentage Based Repayments starting 01/01/2016
2004311_2	Paris Club Resched.2004 USA (USAID Debts)	Government of United States of America	Bilateral	GOK	11/05/2004	01/07/2025	3,900,459	USD	780,091.82	3,900,459	100.0%	Fully Drawn					-	3.00	-	USD 3,900,459.08 in 20 Equal Repayments starting 01/01/2016
2004307_5	Paris Club Resch. 2004 France (ODA) BDF	Government of France	Bilateral	GOK	20/10/2004	30/06/2025	184,716	EUR	41,047.96	184,716	100.0%	Fully Drawn	National Treasury	Suspension of repayments under the paris Club arrangement	Ongoing	Country wide	-	2.70	-	EUR 205,239.78 in 20 Equal Repayments starting 31/12/2015

LOAN #	LOAN TITLE	CREDITOR NAME	CREDITOR CATEGORY	BORROWER	AGREEMENT DATE	MATURITY DATE	REVISED FINANCIAL AMOUNT (Tranche)	CURR	PRINCIPLE BALANCE AS AT 31/08/2023 (FX)	DRAWN AMOUNT	DISBURSEMENT RATE	UNDRAWN AMOUNT	IMPLEMENTING AGENCY	PROJECT DESCRIPTION	PROJECT IMPLEMENTATION STATUS	COUNTY	COMMITMENT FEES SIINCE 2012 (KSHS)	Fixed Interest Rate	Variable (Margin) Interest Rate	No. Principal Repayments
2004307_4	Paris Club Resch. 2004 France (ODA) BDF	Government of France	Bilateral	GOK	20/10/2004	30/06/2025	370,444	EUR	82,320.83	370,444	100.0%	Fully Drawn	National Treasury	Suspension of repayments under the paris Club arrangement	Ongoing	Country wide	-	2.70	-	EUR 411,604.14 in 20 Equal Repayments starting 31/12/2015
2004307_3	Paris Club Resch. 2004 France (ODA) BDF	Government of France	Bilateral	GOK	20/10/2004	30/06/2025	21,765,544	EUR	4,836,787.50	21,765,544	100.0%	Fully Drawn	National Treasury	Suspension of repayments under the paris Club arrangement	Ongoing	Country wide	-	2.70	-	EUR 24,183,937.50 in 20 Equal Repayments starting 31/12/2015
2004307_2	Paris Club Resch. 2004 France (ODA) BDF	Government of France	Bilateral	GOK	20/10/2004	30/06/2025	1,190,997	EUR	264,665.94	1,190,997	100.0%	Fully Drawn	National Treasury	Suspension of repayments under the paris Club arrangement	Ongoing	Country wide	-	2.70	-	EUR 1,323,329.69 in 20 Equal Repayments starting 31/12/2015
2004306_1	Paris Club Resch. 2004 Denmark	Government of Denmark	Bilateral	GOK	24/06/2004	01/07/2025	54,864,000	DKK	12,192,000.00	54,864,000	100.0%	Fully Drawn	-	-	closed	-	-	-	-	DKK 60,960,000.00 in 20 Equal Repayments starting 01/01/2016
2004305_1	Paris Club Resch. 2004 Germany(ODA- KFW)	Govt of Fed. Republic of Germany - GTZ	Bilateral	GOK	12/10/2004	30/06/2025	7,884,106	EUR	1,752,023.67	7,884,106	100.0%	Fully Drawn			Closed		21,431,553	0.75	-	EUR 8,760,118.33 in 20 Equal Repayments starting 30/12/2015
2004302_1	Paris Club Resch.2004 Belgium (ODA)	Government of Belgium	Bilateral	GOK	14/09/2004	01/07/2025	247,272	EUR	52,057.32	247,272	100.0%	Fully Drawn	-	-	Closed	-	-	-	-	EUR 260,286.60 in 20 Equal Repayments starting 01/01/2016
2004101_1	Sondu Miriu Hydro Power II	Government of Japan	Bilateral	KENGEN	20/02/2004	20/02/2044	10,380,985	JPK	7,093,615.00	10,380,985	100.0%	Fully Drawn	State Department of Energy	Sondu Miriu Hydropower Project and electrical works	Closed	Kisumu County	-	0.75	-	
2004022_1	Water Sector Development-(Water Supply and Sanitation Programme Nzoia Cluster, Phase I)	Govt of Fed. Republic of Germany - GTZ	Bilateral	GOK	23/09/2004	30/06/2044	9,149,981	EUR	6,630,001.65	9,149,981	100.0%	Fully Drawn			Closed		-	1.50	-	EUR 158,374.65 in 1 Other Repayments starting 30/06/2044 AND EUR 3,009,201.00 in 19 Equal Repayments starting 30/12/2034 AND EUR 5,823,171.00 in 37 Equal Repayments starting 30/06/2016 AND EUR 474,000.00 in 3 Equal Repayments starting 30/12/2014
2004017_1	Financial & Legal Sector Tech. Assist.Pj	International Development Association	Multilateral	GOK	16/11/2004	01/09/2044	11,155,316	XDR	9,258,912.09	11,155,316	100.0%	Fully Drawn	Ministry of Environment	The project financed Forestry Development	Closed		-	0.75	-	XDR 223,106.13 in 1 Other Repayments starting 01/09/2044 AND XDR 8,701,146.48 in 39 Equal Repayments starting 01/03/2025 AND XDR 2,231,063.20 in 20 Equal Repayments starting 01/03/2015
2004016_1	Rehab & Dev of Irrigated land Hola Ph.1	Arab Bank For Econ.Dev In Africa	Multilateral	GOK	02/12/2004	01/01/2033	5,000,000	USD	2,103,949.45	4,802,949	96.1%	197,051	State Department for Irrigation	The project involved rehabilitation and development of irrigated land in Hola	Closed. The undrawn amount to be cancelled.	Tana River County	-	1.06	-	Various unequal repayments
2004015_4	Rift Valley Water Supply & Sanitation	African Development Fund	Multilateral	GOK	06/09/2004	01/05/2054	5,221,366	USD	12,987,383.39	5,221,366	100.0%	Fully Drawn	Minisry of Water	Development of Olobanita wellfield with capacity of 15,000m3 /day; Rehabilitation of existing sources to restore capacity from 30,000 to 40000m3 /day, rehabilitation of water distribution, sewerage and storm water drainage systems; reduction of unaccounted for water and water wastage; provision of 15000 consumer meters, a meter test bench and meter repair kits, tools and equipment for operation and maintenance; provision of 106 public water kiosks, communal and public latrines for low income peril-urban areas; conduct public awareness campaigns on water, health, gender and other cross-cutting issues. Water and Sanitation Improvements in Small towns in Rift Valley; This was to enable 120,000 people in the 5 towns of Njoro, Molo, Elburgon, and Gilgil access improved water and sanitation services through implementation of feasible management options and short- term investment needs. Develop and implement a rural water supply and sanitation programme	Completed	Nakuru County	-	0.75	-	AUA 12,844,665.00 in 60 Equal Repayments starting 01/11/2024 AND AUA 1,427,185.00 in 20 Equal Repayments starting 01/11/2014
2004015_2	Rift Valley Water Supply & Sanitation	African Development Fund	Multilateral	GOK	06/09/2004	01/05/2054	4,597,436	EUR	4,183,667.17	4,597,436	100.0%	Fully Drawn	Minisry of Water	Development of Olobanita wellfield with capacity of 15,000m3 /day; Rehabilitation of existing sources to restore capacity from 30,000 to 40000m3 /day, rehabilitation of water distribution, sewerage and storm water drainage systems; reduction of unaccounted for water and water wastage; provision of 15000 consumer meters, a meter test bench and meter repair kits, tools and equipment for operation and maintenance; provision of 106 public water kiosks, communal and public latrines for low income peril-urban areas; conduct public awareness campaigns on water, health, gender and other cross-cutting issues. Water and Sanitation Improvements in Small towns in Rift Valley; This was to enable 120,000 people in the 5 towns of Njoro, Molo, Elburgon, and Gilgil access improved water and sanitation services through implementation of feasible management options and short- term investment needs. Develop and implement a rural water supply and sanitation programme	Completed	Nakuru County	44,932	0.75	-	AUA 4,137,892.81 in 60 Equal Repayments starting 01/11/2024 AND AUA 459,743.60 in 20 Equal Repayments starting 01/11/2014
2004014_5	Rural Health Project III	African Development Fund	Multilateral	GOK	06/09/2004	01/05/2054	4,499,169	GBP	4,094,243.66	4,499,169	100.0%	Fully Drawn	Ministry of Health	The project rehabilitated all health centres and dispensaries in seven districts and addressed the issue of strengthening district health system, which is critical in terms of delivering basic health services.	Completed	Narok, Trans Nzoia, Uasin Gishu, Kajiado, Tharaka-Nithi, Nyandarua and Kirinyaga	-	0.75	-	AUA 4,049,251.98 in 60 Equal Repayments starting 01/11/2024 AND AUA 449,916.80 in 20 Equal Repayments starting 01/11/2014

LOAN #	LOAN TITLE	CREDITOR NAME	CREDITOR CATEGORY	BORROWER	AGREEMENT DATE	MATURITY DATE	REVIS... FINANI... AMOUNT (Tranche)	...IR	PRINCIPLE BALANCE AS AT 31/08/2023 (FX)	DRAWN AMOUNT	DISBURSEMENT RATE	UNDRAWN AMOUNT	IMPLEMENTING AGENCY	PROJ... ...PTION	PROJECT IMPLEMENTATION STATUS	COUNTY	COMMITMENT FEES SIINCE 2012 (KSHS)	Fixed Interest Rate	Variable (Margin) Interest Rate	No. Principal Repayments
2004014_4	Rural Health Project III	African Development Fund	Multilateral	GOK	06/09/2004	01/05/2054	8,578,536	USD	7,806,467.76	8,578,536	100.0%	Fully Drawn	Ministry of Health	The project rehabilitated all health centres and dispensaries in seven districts and addressed the issue of strengthening district health system, which is critical in terms of delivering basic health services.	Completed	Narok, Trans Nzoia, Uasin Gishu, Kajiado, Tharaka-Nithi, Nyandarua and Kirinyaga	-	0.75	-	AUA 7,720,682.40 in 60 Equal Repayments starting 01/11/2024 AND AUA 857,853.60 in 20 Equal Repayments starting 01/11/2014
2004014_2	Rural Health Project III	African Development Fund	Multilateral	GOK	06/09/2004	01/05/2054	7,731,084	EUR	7,035,285.98	7,731,084	100.0%	Fully Drawn	Ministry of Health	The project rehabilitated all health centres and dispensaries in seven districts and addressed the issue of strengthening district health system, which is critical in terms of delivering basic health services.	Completed	Narok, Trans Nzoia, Uasin Gishu, Kajiado, Tharaka-Nithi, Nyandarua and Kirinyaga	2,451,117	0.75	-	AUA 6,957,975.14 in 60 Equal Repayments starting 01/11/2024 AND AUA 773,108.40 in 20 Equal Repayments starting 01/11/2014
2004013_1	Kisumu Drinking Water Purification Proj.	Agence Francaise De Development	Bilateral	GOK	08/09/2004	31/10/2024	18,459,348	EUR	2,307,418.51	18,459,348	100.0%	Fully Drawn	State Department for Water and Sanitation	This project aims at improving and expanding the network and infrastructure for drinking water and its sanitation in the City of Kisumu	Completed	Kisumu County	-	2.90	-	EUR 19,997,827.11 in 26 Equal Repayments starting 30/04/2012
2004012_1	Smallholder Irrigation Prg. Mt Kenya Reg	Govt of Fed. Republic of Germany - GTZ	Bilateral	GOK	23/09/2004	31/12/2044	3,192,000	EUR	2,328,000.00	3,192,000	100.0%	Fully Drawn			Closed		35,089	0.75	-	EUR 330,000.00 in 6 Equal Repayments starting 30/06/2042 AND EUR 2,970,000.00 in 55 Equal Repayments starting 30/12/2014
2004011_1	Water Supp. & sanitation Nzoia Cluster	Govt of Fed. Republic of Germany - GTZ	Bilateral	GOK	23/09/2004	30/06/2045	9,190,000	EUR	7,020,000.00	9,190,000	100.0%	Fully Drawn	State Department of Water and Sanitation	-	Closed	-	168,079	0.75	-	EUR 200,000.00 in 2 Equal Repayments starting 30/06/2030 AND EUR 9,300,000.00 in 60 Equal Repayments starting 30/12/2015
2004010_1	Geothermal Power Plant Olkaria IV-Invest	Govt of Fed. Republic of Germany - GTZ	Bilateral	GOK	23/09/2004	30/06/2057	10,321,211	EUR	8,142,210.69	10,321,211	100.0%	Fully Drawn	State Department of Energy	The project entailed construction of Geothermal Power Plant Olkaria IV-Invest	Closed	Nakuru County	1,023,782	0.75	-	EUR 550,000.00 in 11 Equal Repayments starting 31/12/2046 AND EUR 196,000.00 in 4 Equal Repayments starting 31/12/2044 AND EUR 177,210.69 in 1 Equal Repayments starting 30/06/2044 AND EUR 531,000.00 in 3 Equal Repayments starting 31/12/2042 AND EUR 7,392,000.00 in 42 Equal Repayments starting 31/12/2021 AND EUR 1,778,000.00 in 14 Equal Repayments starting 31/12/2014
2004009_3	Rural Infrastructure-Mt.Kenya Region	Govt of Fed. Republic of Germany - GTZ	Bilateral	GOK	23/09/2004	30/12/2054	2,641,165	EUR	2,142,165.07	2,641,165	100.0%	Fully Drawn	State Department for Roads	The project involved rural Infrastructure-Mt.Kenya Region	Closed		-	0.75	-	EUR 34,165.07 in 1 Other Repayments starting 30/12/2054 AND EUR 2,312,000.00 in 68 Equal Repayments starting 30/12/2020 AND EUR 363,000.00 in 11 Equal Repayments starting 30/06/2015
2004009_2	Rural Infrastructure-Mt.Kenya Region	Govt of Fed. Republic of Germany - GTZ	Bilateral	GOK	23/09/2004	30/12/2054	5,191,247	EUR	3,856,246.65	5,191,247	100.0%	Fully Drawn	State Department for Roads	The project involved rural Infrastructure-Mt.Kenya Region	Closed		7,876	0.75	-	EUR 90,246.65 in 1 Other Repayments starting 30/12/2044 AND EUR 2,520,000.00 in 28 Equal Repayments starting 30/12/2030 AND EUR 2,759,000.00 in 31 Equal Repayments starting 30/06/2015
2004008_1	Rural Health Project III	Organisation of Petroleum Exp Countries	Multilateral	GOK	02/09/2004	15/09/2025	7,209,689	USD	782,299.56	7,209,689	100.0%	Fully Drawn	State Department for Roads	The project entails rehabilitation of the water supply and sanitationinfrastructure for Oloiloktok town and its outskirtsIor the improvement of the water supply and sanitation services for the population and commercial enterprise	completed	Kajiado County	-	2.00	-	USD 156,464.02 in 1 Equal Repayments starting 15/09/2025 AND USD 1,408,131.00 in 9 Equal Repayments starting 15/03/2021 AND USD 670,539.00 in 3 Equal Repayments starting 15/09/2019 AND USD 1,507,975.00 in 7 Equal Repayments starting 15/03/2016 AND USD 2,133,280.00 in 8 Equal Repayments starting 15/03/2012 AND USD 382,704.79 in 1 Equal Repayments starting 15/09/2011 AND USD 950,595.21 in 1 Other Repayments starting 15/03/2011
2004007_5	Education III	African Development Fund	Multilateral	GOK	04/06/2004	01/05/2054	1,938,478	GBP	1,764,015.04	1,938,478	100.0%	Fully Drawn	Ministry of Education	The project supported secondary education and vocational training to improve access and quality of learning outcomes while taking into account education equity and gender aspects. The project targeted at least 15% girls for the bursary and supported construction of boarding facilities in arid and semi-arid areas to encourage girls physical access to education. The special education, youth polytechnic pedagogy and HIV/AIDs Guidance/Counseling in-service trainings for teachers, targeted at least one third of women teachers in line with Government Policy on gender.	Completed	Nationwide	-	0.75	-	AUA 1,744,630.26 in 60 Equal Repayments starting 01/05/2024 AND AUA 193,847.81 in 20 Equal Repayments starting 01/11/2014
2004007_4	Education III	African Development Fund	Multilateral	GOK	04/06/2004	01/05/2054	361,827	EUR	337,758.37	361,827	100.0%	Fully Drawn	Ministry of Education	The project supported secondary education and vocational training to improve access and quality of learning outcomes while taking into account education equity and gender aspects. The project targeted at least 15% girls for the bursary and supported construction of boarding facilities in arid and semi-arid areas to encourage girls physical access to education. The special education, youth polytechnic pedagogy and HIV/AIDs Guidance/Counseling in-service trainings for teachers, targeted at least one third of women teachers in line with Government Policy on gender.	Completed	Nationwide	-	0.75	-	AUA 333,510.88 in 60 Equal Repayments starting 01/11/2024 AND AUA 28,316.60 in 20 Equal Repayments starting 01/05/2015

LOAN #	LOAN TITLE	CREDITOR NAME	CREDITOR CATEGORY	BORROWER	AGREEMENT DATE	MATURITY DATE	REVIS... FINAN... AMOUNT (Tranche)	...R	PRINCIPLE BALANCE AS AT 31/08/2023 (FX)	DRAWN AMOUNT	DISBURSEMENT RATE	UNDRAWN AMOUNT	IMPLEMENTING AGENCY	PROJ... ...PTION	PROJECT IMPLEMENTATION STATUS	COUNTY	COMMITMENT FEES SIINCE 2012 (KSHS)	Fixed Interest Rate	Variable (Margin) Interest Rate	No. Principal Repayments
2004007_2	Education III	African Development Fund	Multilateral	GOK	04/06/2004	01/05/2054	24,602,063	USD	25,175,108.22	24,602,063	100.0%	Fully Drawn	Ministry of Education	The project supported secondary education and vocational training to improve access and quality of learning outcomes while taking into account education equity and gender aspects. The project targeted at least 15% girls for the bursary and supported construction of boarding facilities in arid and semi-arid areas to encourage girls physical access to education. The special education, youth polytechnic pedagogy and HIV/AIDs Guidance/Counseling in-service trainings for teachers, targeted at least one third of women teachers in line with Government Policy on gender.	Completed	Nationwide	6,541,861	0.75	-	AUA 3,215,740.50 in 60 Equal Repayments starting 01/05/2024 AND AUA 21,820,278.50 in 60 Equal Repayments starting 01/05/2024 AND AUA 2,781,784.40 in 20 Equal Repayments starting 01/05/2014
2004006_1	Energy Sector Recovery Project	International Development Association	Multilateral	GOK	04/08/2004	01/06/2044	49,151,956	XDR	40,304,603.51	49,151,956	100.0%	Fully Drawn	Ministry of Environment	The project financed Forestry Development	Closed		-	0.75	-	XDR 39,321,564.40 in 40 Equal Repayments starting 01/12/2024 AND XDR 9,830,391.20 in 20 Equal Repayments starting 01/12/2014
2004005_1	Micro, Small and Medium Ent. Comp. Proj	International Development Association	Multilateral	GOK	04/08/2004	15/03/2044	9,870,488	XDR	8,093,799.75	9,870,488	100.0%	Fully Drawn	Ministry of Environment	The project financed Forestry Development	Closed		-	0.75	-	XDR 7,896,389.90 in 40 Equal Repayments starting 15/09/2024 AND XDR 1,974,097.60 in 20 Equal Repayments starting 15/09/2014
2004004_1	Agricultural Productivity Project	International Development Association	Multilateral	GOK	25/06/2004	15/05/2044	18,000,000	XDR	14,760,000.00	18,000,000	100.0%	Fully Drawn	Ministry of Environment	The project financed Forestry Development	Closed		-	0.75	-	XDR 14,400,000.00 in 40 Equal Repayments starting 15/11/2024 AND XDR 3,600,000.00 in 20 Equal Repayments starting 15/11/2014
2004003_1	Northern Corridor Transport Improvement	International Development Association	Multilateral	GOK	25/06/2004	15/05/2044	136,496,166	XDR	111,860,441.47	136,496,166	100.0%	Fully Drawn	Ministry of Environment	The project financed Forestry Development	Closed		-	0.75	-	XDR 109,132,138.00 in 40 Equal Repayments starting 15/11/2024 AND XDR 21,826,427.52 in 16 Equal Repayments starting 15/11/2016 AND XDR 5,537,600.00 in 4 Equal Repayments starting 15/11/2014
2004002_5	ASAL Based Livestock & Rural Livelihoods	African Development Fund	Multilateral	GOK	30/06/2004	01/05/2054	97,261	GBP	88,507.36	97,261	100.0%	Fully Drawn	Ministry of Agriculture and Livestock Development	The project included training of stockowners in various aspects of animal husbandry (cold carcass weight increases from 130 to 150 kgs for cattle, small stock from 15kgs to 20kgs for goats and from 20 to 25kg for sheep, training of 60 extension staff.	Completed	Nationwide	-	0.75	-	AUA 87,534.76 in 60 Equal Repayments starting 01/11/2024 AND AUA 9,726.00 in 20 Equal Repayments starting 01/11/2014
2004002_4	ASAL Based Livestock & Rural Livelihoods	African Development Fund	Multilateral	GOK	30/06/2004	01/05/2054	20,699,336	USD	18,836,395.76	20,699,336	100.0%	Fully Drawn	Ministry of Agriculture and Livestock Development	The project included training of stockowners in various aspects of animal husbandry (cold carcass weight increases from 130 to 150 kgs for cattle, small stock from 15kgs to 20kgs for goats and from 20 to 25kg for sheep, training of 60 extension staff.	Completed	Nationwide	-	0.75	-	AUA 18,629,402.01 in 60 Equal Repayments starting 01/11/2024 AND AUA 2,069,933.60 in 20 Equal Repayments starting 01/11/2014
2004002_3	ASAL Based Livestock & Rural Livelihoods	African Development Fund	Multilateral	GOK	30/06/2004	01/05/2054	6,561,333	EUR	5,970,812.99	6,561,333	100.0%	Fully Drawn	Ministry of Agriculture and Livestock Development	The project included training of stockowners in various aspects of animal husbandry (cold carcass weight increases from 130 to 150 kgs for cattle, small stock from 15kgs to 20kgs for goats and from 20 to 25kg for sheep, training of 60 extension staff.	Completed	Nationwide	601,751	0.75	-	AUA 5,905,199.58 in 60 Equal Repayments starting 01/11/2024 AND AUA 656,133.20 in 20 Equal Repayments starting 01/11/2014
2004001_1	South Nyanza Community Devt. Project	International Fund For Agricultural Dev.	Multilateral	GOK	17/03/2004	15/06/2044	10,900,000	XDR	7,427,940.79	10,868,841	99.7%	31,159	Ministry of Planning - Rural Development	Empowering Rural Communities through Community driven development projects, improve access to health care, water and sanitation improved decurity and nutrition	Closed. The undrawn amount to be cancelled.	Nyanza province Suba, Rachuonyo, Homa Bay, Migori, Kuria	-	0.75	-	XDR 34,000.00 in 1 Equal Repayments starting 15/06/2044 AND XDR 10,866,000.00 in 60 Equal Repayments starting 15/06/2014
2003010_1	Administration Police	Midland Finance & Securities Limited	Commercial Bank	GOK	29/05/2003	29/10/2023	49,650,000	EUR	43,114,000.00	49,650,000	100.0%	Fully Drawn					-	5.00	-	EUR 2,538,000.00 in 1 Other Repayments starting 29/06/2009 AND EUR 43,112,000.00 in 17 Equal Repayments starting 29/10/2003 AND EUR 4,000,000.00 in 1 Other Repayments starting 29/05/2003
2003005_1	Rehabilitation of Maai Mahiu-Narok RD	Govt of Fed. Republic of Germany - GTZ	Bilateral	GOK	05/08/2003	31/12/2043	19,217,418	EUR	13,349,418.09	19,217,418	100.0%	Fully Drawn			Closed		448,471	1.50	-	EUR 310,418.09 in 1 Equal Repayments starting 30/12/2043 AND EUR 325,000.00 in 1 Equal Repayments starting 30/06/2043 AND EUR 19,234,000.00 in 59 Equal Repayments starting 30/12/2013
2003003_2	Arid Lands Resource Mangmt. Proj. Ph II	International Development Association	Multilateral	GOK	26/06/2003	15/05/2046	31,169,653	XDR	26,805,901.85	31,169,653	100.0%	Fully Drawn	Ministry of Environment	The project financed Forestry Development	Closed		-	0.75	-	XDR 24,935,722.67 in 40 Equal Repayments starting 15/11/2026 AND XDR 6,233,930.60 in 20 Equal Repayments starting 15/11/2016
2003003_1	Arid Lands Resource Mangmt. Proj. Ph II	International Development Association	Multilateral	GOK	26/06/2003	15/05/2046	43,600,000	XDR	34,880,000.00	43,600,000	100.0%	Fully Drawn	Ministry of Environment	The project financed Forestry Development	Closed		-	0.75	-	XDR 34,880,000.00 in 40 Equal Repayments starting 15/11/2023 AND XDR 8,720,000.00 in 20 Equal Repayments starting 15/11/2013
2003001_1	Mt.Kenya E. Pilot pj.for Nat. Res. Mngmt	International Fund For Agricultural Dev.	Multilateral	GOK	26/02/2003	01/06/2043	12,700,000	XDR	8,354,485.43	12,534,871	98.7%	165,129	Rural Development	Promoting environmental conservation to ensure sustainablelivelihoods for rural people increased incomes and market linkages - support to KWS	Closed. The undrawn amount to be cancelled.	Eastern province Meru Central, Meru South, Tharaka Nithi, Embu, Mbeere	-	0.75	-	XDR 164,374.00 in 1 Equal Repayments starting 01/06/2043 AND XDR 12,323,979.00 in 59 Equal Repayments starting 01/06/2014 AND XDR 211,647.00 in 1 Other Repayments starting 01/06/2013

LOAN #	LOAN TITLE	CREDITOR NAME	CREDITOR CATEGORY	BORROWER	AGREEMENT DATE	MATURITY DATE	REVIS... FINANC... AMOUNT (Tranche)	...RR	PRINCIPLE BALANCE AS AT 31/08/2023 (FX)	DRAWN AMOUNT	DISBURSEMENT RATE	UNDRAWN AMOUNT	IMPLEMENTING AGENCY	PROJ... ...PTION	PROJECT IMPLEMENTATION STATUS	COUNTY	COMMITMENT FEES SIINCE 2012 (KSHS)	Fixed Interest Rate	Variable (Margin) Interest Rate	No. Principal Repayments
2002445_1	Third Nairobi Water-Supplementary Loan (Converted from DEM 1996021 ADF)	African Development Fund	Multilateral	GOK	31/12/2002	01/10/2046	4,180,952	EUR	2,947,571.29	Rescheduled/BR	Rescheduled/BR	Fully Drawn	Nairobi Water and Sewerage Company	The Project consists of : i) Construction of Earth-fill embankment on the Thika River; (max height 65m); ii) construction of 4.7 km. long raw water transmission tunnel of 2.5 m diameter; iii) construction of raw water amd treated water transmission mains (total lenght 44 km, diameter ranging from 700 mm to 1400 mm); iv) Extension of the capacity of existing Ngethu Water Treatment plant by 260,000 cu.m/day, v) construction of one 2400 cu.m and two 1100 cu.m capacity reinforced concrete service reservoirs and a booster pumping station at Gigiri, Nairobi; vi) Provision of instrumentation for telemetric information and control for the Nairobi Water Supply Scheme; vii) extension of the Dandora Sewage Treatment Works; viii) construction of staff housing and offices, and service roads; ix) distribution system extension, totalling 44 km in length with diameters varying from 200 mm to 100 mm; x) technical assistance and training for continued institutional development, regional studies and construction	Complete	Nairobi	-	0.75	-	EUR 3,762,856.96 in 60 Equal Repayments starting 01/04/2017 AND EUR 418,095.20 in 20 Equal Repayments starting 01/04/2007
2002444_1	Livestock Project (Converted from FRF 1993019 ADF)	African Development Fund	Multilateral	GOK	31/12/2002	01/07/2043	186,473	EUR	111,883.70	Rescheduled/BR	Rescheduled/BR	Fully Drawn	-	The project comprises the following components: (i) Primary Teacher Education, (ii) Science Education in Secondary Schools, (iii) Staff Development; (iv) Technical Education	Completed	Baringo, Bomet, Siaya,Bungoma, Kericho, Kakamega, Embu, Garissa,	-	0.75	-	EUR 167,825.55 in 60 Equal Repayments starting 01/01/2014 AND EUR 18,647.56 in 20 Equal Repayments starting 01/01/2004
2002443_1	Education II (Converted from FRF 1993015 ADF)	African Development Fund	Multilateral	GOK	31/12/2002	01/07/2043	38,370	EUR	23,022.92	Rescheduled/BR	Rescheduled/BR	Fully Drawn	-	The project comprises the following components: (i) Primary Teacher Education, (ii) Science Education in Secondary Schools, (iii) Staff Development; (iv) Technical Education	Completed	Baringo, Bomet, Siaya,Bungoma, Kericho, Kakamega, Embu, Garissa,	-	0.75	-	EUR 34,534.38 in 60 Equal Repayments starting 01/01/2014 AND EUR 3,835.62 in 20 Equal Repayments starting 01/01/2004
2002442_1	Education II (Converted from DEM 1993014 ADF)	African Development Fund	Multilateral	GOK	31/12/2002	01/07/2043	42,397	EUR	25,435.85	Rescheduled/BR	Rescheduled/BR	Fully Drawn	Ministry of Education	The project comprises the following components: (i) Primary Teacher Education, (ii) Science Education in Secondary Schools, (iii) Staff Development; (iv) Technical Education	Completed	Baringo, Bomet, Siaya,Bungoma, Kericho, Kakamega, Embu, Garissa,	-	0.75	-	EUR 38,153.77 in 60 Equal Repayments starting 01/01/2014 AND EUR 4,243.72 in 20 Equal Repayments starting 01/01/2004
2002441_1	Export Development Programme (Converted from DEM 1993011 ADF)	African Development Fund	Multilateral	GOK	31/12/2002	01/10/2043	15,772,320	EUR	9,699,976.00	Rescheduled/BR	Rescheduled/BR	Fully Drawn	Ministry of Finance	The Project will provide finance to support reaserach, training of staff and technical assistance and local counterparts	Completed	Bomet	-	0.75	-	EUR 14,195,086.83 in 60 Equal Repayments starting 01/04/2014 AND EUR 1,577,233.20 in 20 Equal Repayments starting 01/04/2004
2002440_1	Nyayo Tea Zone (Converted from FRF 1991051 ADF)	African Development Fund	Multilateral	GOK	31/12/2002	01/07/2041	173,059	EUR	94,396.16	Rescheduled/BR	Rescheduled/BR	Fully Drawn	Nyayo Tea Zone Development Co-operation	The overall objective of the project is to protect and conserve the country's gazetted forests through the establishment of buffer zones made of tea belts and forestry plantations.	Completed	Bomet	-	0.75	-	EUR 157,326.94 in 60 Equal Repayments starting 01/01/2012 AND EUR 15,731.82 in 18 Equal Repayments starting 01/01/2003
2002439_1	Nyayo Tea Zone (Converted from DEM 1991047 ADF)	African Development Fund	Multilateral	GOK	31/12/2002	01/07/2041	2,593,925	EUR	1,414,865.87	Rescheduled/BR	Rescheduled/BR	Fully Drawn	Nyayo Tea Zone Development Co-operation	The overall objective of the project is to protect and conserve the country's gazetted forests through the establishment of buffer zones made of tea belts and forestry plantations.	Completed	Bomet	-	0.75	-	EUR 2,358,109.79 in 60 Equal Repayments starting 01/01/2012 AND EUR 235,814.97 in 18 Equal Repayments starting 01/01/2003
2002438_1	Agricultural Sector Adjustment Prog. (Converted from FRF 1991042 ADF)	African Development Fund	Multilateral	GOK	31/12/2002	01/07/2041	4,336,608	EUR	2,365,422.41	Rescheduled/BR	Rescheduled/BR	Fully Drawn	Ministry of Finance	The objectives of ASAP II are to: (a) accelerate agricultural growth through smallholders, while safeguarding the environment; (b) improve public sector resource use in agriculture; (c) improve agricultural sector institutional capacity; and (d) develop and test approaches to poverty alleviation focusing on vulnerable groups.	Completed	Trans-Nzoia	-	0.75	-	EUR 3,942,370.69 in 60 Equal Repayments starting 01/01/2012 AND EUR 394,236.82 in 18 Equal Repayments starting 01/01/2003
2002437_1	Ziwa-Kitale Road (Converted from FRF 1991052 ADF)	African Development Fund	Multilateral	GOK	31/12/2002	01/07/2041	889,008	EUR	484,913.75	Rescheduled/BR	Rescheduled/BR	Fully Drawn	Ministry of Public Works	The project includes: (a) construction works for the upgrading of the two-lane asphalt standard gravel road from south of Ziwa to Kitale (63 km). The works include the extension of the road from Lodwar to Kisumu to form a circular road around Kitale, a 9 km road from counsin's corner to Kipsain, and a 15 km link from Cherengani to me's Bridge.	Completed	Trans- Nzoia and Uasin Gishu	-	0.75	-	EUR 808,189.58 in 60 Equal Repayments starting 01/01/2012 AND EUR 80,818.71 in 18 Equal Repayments starting 01/01/2003
2002436_1	Ziwa-Kitale Road (Converted from DEM 1991039 ADF)	African Development Fund	Multilateral	GOK	31/12/2002	01/07/2041	3,429,238	EUR	1,851,788.46	3,429,238	100.0%	Fully Drawn	Ministry of Public Works	The project includes: (a) construction works for the upgrading of the two-lane asphalt standard gravel road from south of Ziwa to Kitale (63 km). The works include the extension of the road from Lodwar to Kisumu to form a circular road around Kitale, a 9 km road from counsin's corner to Kipsain, and a 15 km link from Cherengani to me's Bridge.	Completed	Trans- Nzoia and Uasin Gishu	-	0.75	-	EUR 0.01 in 79 Percentage Based Repayments starting 01/01/2003

LOAN #	LOAN TITLE	CREDITOR NAME	CREDITOR CATEGORY	BORROWER	AGREEMENT DATE	MATURITY DATE	REVIS... FINANC... AMOUNT (Tranche)	...R	PRINCIPLE BALANCE AS AT 31/08/2023 (FX)	DRAWN AMOUNT	DISBURSEMENT RATE	UNDRAWN AMOUNT	IMPLEMENTING AGENCY	PROJ... ...PTION	PROJECT IMPLEMENTATION STATUS	COUNTY	COMMITMENT FEES SINCE 2012 (KSHS)	Fixed Interest Rate	Variable (Margin) Interest Rate	No. Principal Repayments
2002435_1	Rural Roads upgrading proj. (Converted from FRF 1991053 ADF)	African Development Fund	Multilateral	GOK	31/12/2002	01/01/2041	2,284,297	EUR	1,217,518.56	Rescheduled/BR	Rescheduled/BR	Fully Drawn	Ministry of Public Works	To stimulate the social and economic activity in target rural areas by providing all weather roads which will reduce vehicle operating costs and encourage improved transport services.	Completed	Nationwide	-	0.75	-	EUR 2,087,174.68 in 60 Equal Repayments starting 01/07/2011 AND EUR 197,122.22 in 17 Equal Repayments starting 01/01/2003
2002434_1	Rural Roads Upgrading Proj. (Converted from DEM 1991029 ADF)	African Development Fund	Multilateral	GOK	31/12/2002	01/01/2041	7,092,478	EUR	3,780,253.14	Rescheduled/BR	Rescheduled/BR	Fully Drawn	Ministry of Public Works	To stimulate the social and economic activity in target rural areas by providing all weather roads which will reduce vehicle operating costs and encourage improved transport services.	Completed	Nationwide	-	0.75	-	EUR 6,480,433.95 in 60 Equal Repayments starting 01/07/2011 AND EUR 612,044.50 in 17 Equal Repayments starting 01/01/2003
2002433_1	Thika-Makutano Road (Converted from DEM 1989075 ADF)	African Development Fund	Multilateral	GOK	31/12/2002	01/01/2039	80,415	EUR	38,749.31	Rescheduled/BR	Rescheduled/BR	Fully Drawn	Ministry of Public Works	To improve service levels for road user by providing sufficient road capacity to accommodate forecast future traffic growth, thereby: (i) eliminating the present level of traffic delays; (ii) reducing vehicle operating costs; and (iii) improving standards of traffic safety.	Completed	Kiambu	-	0.75	-	EUR 74,998.66 in 60 Equal Repayments starting 01/07/2009 AND EUR 5,416.36 in 13 Equal Repayments starting 01/01/2003
2002432_1	Thika-Makutano Road (Converted from DEM 1989075 ADF)	African Development Fund	Multilateral	GOK	31/12/2002	01/01/2039	11,762	EUR	5,667.70	Rescheduled/BR	Rescheduled/BR	Fully Drawn	Ministry of Public Works	To improve service levels for road user by providing sufficient road capacity to accommodate forecast future traffic growth, thereby: (i) eliminating the present level of traffic delays; (ii) reducing vehicle operating costs; and (iii) improving standards of traffic safety.	Completed	Kiambu	-	0.75	-	EUR 10,969.74 in 60 Equal Repayments starting 01/07/2009 AND EUR 792.26 in 13 Equal Repayments starting 01/01/2003
2002431_1	Thika-Makutano Road (Converted from DEM 1989075 ADF)	African Development Fund	Multilateral	GOK	31/12/2002	01/01/2039	1,652,100	EUR	796,089.88	Rescheduled/BR	Rescheduled/BR	Fully Drawn	Ministry of Public Works	To improve service levels for road user by providing sufficient road capacity to accommodate forecast future traffic growth, thereby: (i) eliminating the present level of traffic delays; (ii) reducing vehicle operating costs; and (iii) improving standards of traffic safety.	Completed	Kiambu	-	0.75	-	EUR 1,540,819.13 in 60 Equal Repayments starting 01/07/2009 AND EUR 111,280.63 in 13 Equal Repayments starting 01/01/2003
2002430_1	Third Nairobi Water (Converted from DEM 1989069 ADF)	African Development Fund	Multilateral	GOK	31/12/2002	01/07/2039	2,762,450	EUR	1,345,442.46	Rescheduled/BR	Rescheduled/BR	Fully Drawn	Nairobi Water and Sewerage Company	The Project consists of : i) Construction of Earth-fill embankment on the Thika River; (max height 65m); ii) construction of 4.7 km. long raw water transmission tunnel of 2.5 m diameter; iii) construction of raw water amd treated water transmission mains (total lenght 44 km, diameter ranging from 700 mm to 1400 mm); iv) Extension of the capacity of existing Ngethu Water Treatment plant by 260,000 cu.m/day, v) construction of one 2400 cu.m and two 1100 cu.m capacity reinforced concrete service reservoirs and a booster pumping station at Gigiri, Nairobi; vi) Provision of instrumentation for telemetric information and control for the Nairobi Water Supply Scheme; vii) extension of the Dandora Sewage Treatment Works; viii) construction of staff housing and offices, and service roads; ix) distribution system extension, totalling 44 km in length with diameters varying from 200 mm to 100 mm; x) technical assistance and training for continued institutional development, regional studies and construction	Complete	Nairobi	-	0.75	-	EUR 14,313.11 in 1 Other Repayments starting 01/07/2039 AND EUR 2,576,379.40 in 60 Equal Repayments starting 01/07/2009 AND EUR 171,757.26 in 12 Equal Repayments starting 01/07/2003
2002429_1	Industrial Sector Adjustment Loan-ISAP (Converted from ITK 1989065 ADF)	African Development Fund	Multilateral	GOK	31/12/2002	01/01/2039	11,178,674	EUR	5,560,073.20	Rescheduled/BR	Rescheduled/BR	Fully Drawn	Ministry of Trade and Industry	The project financed the foreign exchange cost of eligible imports (manufacturing inputs, raw materials, fuel, machinery and equipment, and spare parts) by both public and private importers in the industrial sector. The importation is partly to cater for the existing demand, and also to meet the expected increase in demand for imports arising from the improved policy environment.	Completed	Nationwide	-	0.75	-	EUR 292,635.30 in 2 Equal Repayments starting 01/01/2038 AND EUR 10,183,713.08 in 58 Equal Repayments starting 01/01/2010 AND EUR 702,325.08 in 12 Equal Repayments starting 01/01/2004 AND EUR 0.10 in 1 Other Repayments starting 31/12/2002
2002424_1	West Kenya Rainfed Rice Devt. Project (Converted from PTE 1987033 ADF)	African Development Fund	Multilateral	GOK	31/12/2002	01/01/2037	882,431	EUR	378,184.59	Rescheduled/BR	Rescheduled/BR	Fully Drawn	Lake BASIN Development Authority	The main objectives of the project are to (a) improve the food self reliance position of Kenya; (b) to create employment (c) to improve balance of trade; (d) to improve benefits for poorer members of society,(e) improve equity of regional development in Kenya.	Completed	Kakamega Vihiga Trans-Nzoia	-	0.75	-	EUR 840,410.21 in 60 Equal Repayments starting 01/07/2007 AND EUR 42,020.53 in 9 Equal Repayments starting 01/01/2003
2002423_1	West Kenya Rainfed Rice Devt. Project (Converted from NLG 1987032 ADF)	African Development Fund	Multilateral	GOK	31/12/2002	01/01/2037	781,168	EUR	334,638.95	Rescheduled/BR	Rescheduled/BR	Fully Drawn	Lake BASIN Development Authority	The main objectives of the project are to (a) improve the food self reliance position of Kenya; (b) to create employment (c) to improve balance of trade; (d) to improve benefits for poorer members of society,(e) improve equity of regional development in Kenya.	Completed	Kakamega Vihiga Trans-Nzoia	-	0.75	-	EUR 743,642.11 in 60 Equal Repayments starting 01/07/2007 AND EUR 12,800.00 in 3 Equal Repayments starting 01/01/2006 AND EUR 139.03 in 1 Other Repayments starting 01/01/2003 AND EUR 24,787.30 in 6 Equal Repayments starting 01/01/2003

LOAN #	LOAN TITLE	CREDITOR NAME	CREDITOR CATEGORY	BORROWER	AGREEMENT DATE	MATURITY DATE	REVI... FINAN... AMOUNT (Tranche)	...RR	PRINCIPLE BALANCE AS AT 31/08/2023 (FX)	DRAWN AMOUNT	DISBURSEMENT RATE	UNDRAWN AMOUNT	IMPLEMENTING AGENCY	PROJ... ...IPTION	PROJECT IMPLEMENTATION STATUS	COUNTY	COMMITMENT FEES SIINCE 2012 (KSHS)	Fixed Interest Rate	Variable (Margin) Interest Rate	No. Principal Repayments
2002422_1	West Kenya Rainfed Rice Devt. Project (Converted from ITK 1987030 ADF)	African Development Fund	Multilateral	GOK	31/12/2002	01/01/2037	10,937	EUR	4,687.25	Rescheduled/BR	Rescheduled/BR	Fully Drawn	Lake BASIN Development Authority	The main objectives of the project are to (a) improve the food self reliance position of Kenya; (b) to create employment (c) to improve balance of trade; (d) to improve benefits for poorer members of society,(e) improve equity of regional development in Kenya.	Completed	Kakamega Vihiga Trans-Nzoia	-	0.75	-	EUR 10,416.17 in 60 Equal Repayments starting 01/07/2007 AND EUR 520.83 in 9 Equal Repayments starting 01/01/2003
2002421_1	West Kenya Rainfed Rice Devt. Project (Converted from FRF 1987029 ADF)	African Development Fund	Multilateral	GOK	31/12/2002	01/01/2037	135,419	EUR	58,036.77	Rescheduled/BR	Rescheduled/BR	Fully Drawn	Lake BASIN Development Authority	The main objectives of the project are to (a) improve the food self reliance position of Kenya; (b) to create employment (c) to improve balance of trade; (d) to improve benefits for poorer members of society,(e) improve equity of regional development in Kenya.	Completed	Kakamega Vihiga Trans-Nzoia	-	0.75	-	EUR 128,970.59 in 60 Equal Repayments starting 01/07/2007 AND EUR 6,448.59 in 9 Equal Repayments starting 01/01/2003
2002420_1	West Kenya Rainfed Rice Devt. Project (Converted from DEM 1987027 ADF)	African Development Fund	Multilateral	GOK	31/12/2002	01/01/2037	1,240,371	EUR	529,603.58	Rescheduled/BR	Rescheduled/BR	Fully Drawn	Lake BASIN Development Authority	The main objectives of the project are to (a) improve the food self reliance position of Kenya; (b) to create employment (c) to improve balance of trade; (d) to improve benefits for poorer members of society,(e) improve equity of regional development in Kenya.	Completed	Kakamega Vihiga Trans-Nzoia	-	0.75	-	EUR 1,176,896.85 in 60 Equal Repayments starting 01/07/2007 AND EUR 29,857.08 in 4 Equal Repayments starting 01/07/2005 AND EUR 925.70 in 1 Other Repayments starting 01/01/2003 AND EUR 32,691.55 in 5 Equal Repayments starting 01/01/2003
2002419_1	West Kenya Rainfed Rice Devt. Project (Converted from BEF 1987025 ADF)	African Development Fund	Multilateral	GOK	31/12/2002	01/01/2037	878,909	EUR	376,675.48	Rescheduled/BR	Rescheduled/BR	Fully Drawn	Lake BASIN Development Authority	The main objectives of the project are to (a) improve the food self reliance position of Kenya; (b) to create employment (c) to improve balance of trade; (d) to improve benefits for poorer members of society,(e) improve equity of regional development in Kenya.	Completed	Kakamega Vihiga Trans-Nzoia	-	0.75	-	EUR 837,056.45 in 60 Equal Repayments starting 01/07/2007 AND EUR 41,852.79 in 9 Equal Repayments starting 01/01/2003
2002418_1	West Kenya Rainfed Rice Devt. Project (Converted from ATS 1987024 ADF)	African Development Fund	Multilateral	GOK	31/12/2002	01/01/2037	507,743	EUR	217,603.86	Rescheduled/BR	Rescheduled/BR	Fully Drawn	Lake BASIN Development Authority	The main objectives of the project are to (a) improve the food self reliance position of Kenya; (b) to create employment (c) to improve balance of trade; (d) to improve benefits for poorer members of society,(e) improve equity of regional development in Kenya.	Completed	Kakamega Vihiga Trans-Nzoia	-	0.75	-	EUR 483,564.13 in 60 Equal Repayments starting 01/07/2007 AND EUR 24,178.47 in 9 Equal Repayments starting 01/01/2003
2002417_1	Rural Health Programme (Converted from ADF ITK 1986025)	African Development Fund	Multilateral	GOK	31/12/2002	01/01/2036	245,175	EUR	98,332.13	Rescheduled/BR	Rescheduled/BR	Fully Drawn	Ministry of Health	The project comprised of construction of one district hospital, new consiruction of sub-district hospital and 6 health centres, 6 training fellowships for personnel in hospital installations and equipment maintenance, provision of furniture and equipment.	Completed	Kwale, Bungoma,Baring o, Kajiado, Kakamega, Kisii and Migori	-	0.75	-	EUR 235,997.40 in 60 Equal Repayments starting 01/07/2006 AND EUR 9,177.70 in 7 Equal Repayments starting 01/01/2003
2002416_1	Rural Health Programme (Converted from ADF DEM 1986024)	African Development Fund	Multilateral	GOK	31/12/2002	01/01/2036	385,998	EUR	153,893.25	Rescheduled/BR	Rescheduled/BR	Fully Drawn	Ministry of Health	The project comprised of construction of one district hospital, new construction of sub-district hospital and 6 health centres, 6 training fellowships for personnel in hospital installations and equipment maintenance, provision of furniture and equipment.	Completed	Kwale, Bungoma,Baring o, Kajiado, Kakamega, Kisii and Migori	-	0.75	-	EUR 369,343.80 in 60 Equal Repayments starting 01/07/2006 AND EUR 5,631.28 in 2 Equal Repayments starting 01/07/2005 AND EUR 8,207.26 in 4 Equal Repayments starting 01/07/2003 AND EUR 2,816.12 in 1 Other Repayments starting 01/01/2003
2002415_1	Rural Health Programme (Converted from ADF FRF 1986022)	African Development Fund	Multilateral	GOK	31/12/2002	01/01/2036	96,570	EUR	38,633.57	Rescheduled/BR	Rescheduled/BR	Fully Drawn	Ministry of Health	The project comprised of construction of one district hospital, new construction of sub-district hospital and 6 health centres, 6 training fellowships for personnel in hospital installations and equipment maintenance, provision of furniture and equipment.	Completed	Kwale, Bungoma,Baring o, Kajiado, Kakamega, Kisii and Migori	-	0.75	-	EUR 0.00 in 67 Percentage Based Repayments starting 01/01/2003
2002414_1	Mumias - Kakamega Road Project (Converted from ADF FRF 1983061)	African Development Fund	Multilateral	GOK	31/12/2002	01/07/2033	71,103	EUR	23,442.72	Rescheduled/BR	Rescheduled/BR	Fully Drawn	Ministry of Transport and Communication	To improve the road transport service from Mumias to Kakamega by reducing vehicle operating costs and providing acces to sugarcane in Kakamega District	Completed	Kakamega	-	0.75	-	EUR 70,328.17 in 60 Equal Repayments starting 01/01/2004 AND EUR 774.75 in 2 Equal Repayments starting 01/01/2003
2002413_1	Mumias - Kakamega Road Project (Converted from ADF DEM 1983039)	African Development Fund	Multilateral	GOK	31/12/2002	01/07/2033	2,854,517	EUR	862,966.21	2,854,517	100.0%	Fully Drawn	Ministry of Transport and Communication	To improve the road transport service from Mumias to Kakamega by reducing vehicle operating costs and providing acces to sugarcane in Kakamega District	Completed	Kakamega	-	0.75	-	EUR 0.01 in 67 Percentage Based Repayments starting 01/01/2003
2002412_1	Secondary Teacher Training (Converted from ADF BEF 1983036)	African Development Fund	Multilateral	GOK	31/12/2002	01/01/2033	90,923	EUR	28,633.19	Rescheduled/BR	Rescheduled/BR	Fully Drawn	Ministry of Education	The project involved expansion of the already existing secondary teacher training insititutions through consiruction of a new teacher training college at Eldoret, renovation of two other existing colleges at Kagumo and Siriba, provision of furniture and equipment to these colleges and sponsorship of 66 Master of Education degree programme scholarships for staff development.	Completed	Uasin-Gishu, Murang'a and Vihiga	-	0.75	-	EUR 90,420.60 in 60 Equal Repayments starting 01/07/2003 AND EUR 502.33 in 1 Other Repayments starting 01/01/2003

LOAN #	LOAN TITLE	CREDITOR NAME	CREDITOR CATEGORY	BORROWER	AGREEMENT DATE	MATURITY DATE	REVIS... FINANC... AMOUNT (Tranche)	...R	PRINCIPLE BALANCE AS AT 31/08/2023 (FX)	DRAWN AMOUNT	DISBURSEMENT RATE	UNDRAWN AMOUNT	IMPLEMENTING AGENCY	PROJ... ...PTION	PROJECT IMPLEMENTATION STATUS	COUNTY	COMMITMENT FEES SINCE 2012 (KSHS)	Fixed Interest Rate	Variable (Margin) Interest Rate	No. Principal Repayments
2002411_1	Secondary Teacher Training (Converted from ADF DEM 1983033)	African Development Fund	Multilateral	GOK	31/12/2002	01/01/2033	452,959	EUR	142,742.51	Rescheduled/BR	Rescheduled/BR	Fully Drawn	Ministry of Education	The project involved expansion of the already existing secondary teacher training insititutions through construction of a new teacher training college at Eldoret, renovation of two other existing colleges at Kagumo and Siriba, provision of furniture and equipment to these colleges and sponsorship of 66 Master of Education degree programme scholarships for staff development.	Completed	Uasin-Gishu, Murang'a and Vihiga	-	0.75	-	EUR 413,199.27 in 55 Equal Repayments starting 01/01/2006 AND EUR 37,101.65 in 5 Equal Repayments starting 01/07/2003 AND EUR 2,657.57 in 1 Equal Repayments starting 01/01/2003 AND EUR 0.10 in 1 Equal Repayments starting 31/12/2002
2002410_1	Secondary Teacher Training (Converted from ADF ESP 1983032)	African Development Fund	Multilateral	GOK	31/12/2002	01/01/2033	68,048	EUR	21,429.39	Rescheduled/BR	Rescheduled/BR	Fully Drawn	Ministry of Education	The project involved expansion of the already existing secondary teacher training insititutions through construction of a new teacher training college at Eldoret, renovation of two other existing colleges at Kagumo and Siriba, provision of furniture and equipment to these colleges and sponsorship of 66 Master of Education degree programme scholarships for staff development.	Completed	Uasin-Gishu, Murang'a and Vihiga	-	0.75	-	EUR 67,671.77 in 60 Equal Repayments starting 01/07/2003 AND EUR 375.96 in 1 Other Repayments starting 01/01/2003
2002409_1	Secondary Teacher Training (Converted from ADF FRF 1983031)	African Development Fund	Multilateral	GOK	31/12/2002	01/01/2033	167,432	EUR	52,727.24	Rescheduled/BR	Rescheduled/BR	Fully Drawn	Ministry of Education	The project involved expansion of the already existing secondary teacher training insititutions through construction of a new teacher training college at Eldoret, renovation of two other existing colleges at Kagumo and Siriba, provision of furniture and equipment to these colleges and sponsorship of 66 Master of Education degree programme scholarships for staff development.	Completed	Uasin-Gishu, Murang'a and Vihiga	-	0.75	-	EUR 166,507.07 in 60 Equal Repayments starting 01/07/2003 AND EUR 925.06 in 1 Other Repayments starting 01/01/2003
2002408_1	Secondary Teacher Training (Converted from ADF PTE 1983027)	African Development Fund	Multilateral	GOK	31/12/2002	01/01/2033	11,238	EUR	3,539.01	Rescheduled/BR	Rescheduled/BR	Fully Drawn	Ministry of Education	The project involved expansion of the already existing secondary teacher training insititutions through construction of a new teacher training college at Eldoret, renovation of two other existing colleges at Kagumo and Siriba, provision of furniture and equipment to these colleges and sponsorship of 66 Master of Education degree programme scholarships for staff development.	Completed	Uasin-Gishu, Murang'a and Vihiga	-	0.75	-	EUR 11,175.63 in 60 Equal Repayments starting 01/07/2003 AND EUR 62.09 in 1 Other Repayments starting 01/01/2003
2002407_1	Muranga-Kisii-Bungoma Sewerage project (Converted from ADF FRF 1983024)	African Development Fund	Multilateral	GOK	31/12/2002	01/01/2033	72,190	EUR	22,739.77	Rescheduled/BR	Rescheduled/BR	Fully Drawn	Municipal Councils of Murang'a, Kisii and Bungoma.	The project consists of rehabilitating and extending existing wastewater collection systems and building new wastewater treatment plants to ensure that the three cities have adequate facilities for the collection, treatment and disposal of wastewater until 1995. By having easier access to factors of production and markets, farmers and ranchers will be inclined to produce from a commercial point of view and to become more integrated with the monetary economy. This will require not only improving the roads and transport facilities, but also installing infrastructure such as water and sewer systems in these cities. The components of the project are: (A) land acquisitions; (B) pipes and manholes; (C) treatment plants; (D) emptying vehicles and tools; (E) execution studies and supervision of works.	Completed	Murang'a, Kisii and Bungoma	-	0.75	-	EUR 1,197.13 in 1 Other Repayments starting 01/01/2033 AND EUR 67,048.97 in 56 Equal Repayments starting 01/01/2005 AND EUR 3,555.00 in 3 Equal Repayments starting 01/07/2003 AND EUR 397.30 in 1 Other Repayments starting 01/01/2003

LOAN #	LOAN TITLE	CREDITOR NAME	CREDITOR CATEGORY	BORROWER	AGREEMENT DATE	MATURITY DATE	REVISED FINANCIAL AMOUNT (Tranche)	CUR	PRINCIPLE BALANCE AS AT 31/08/2023 (FX)	DRAWN AMOUNT	DISBURSEMENT RATE	UNDRAWN AMOUNT	IMPLEMENTING AGENCY	PROJECT DESCRIPTION	PROJECT IMPLEMENTATION STATUS	COUNTY	COMMITMENT FEES SIINCE 2012 (KSHS)	Fixed interest Rate	Variable (Margin) Interest Rate	No. Principal Repayments
2002406_1	Muranga-Kisii-Bungoma Sewerage project (Converted from ADF DEM 1983022)	African Development Fund	Multilateral	GOK	31/12/2002	01/01/2033	5,065,123	EUR	1,596,239.67	Rescheduled/BR	Rescheduled/BR	Fully Drawn	Municipal Councils of Murang'a, Kisii and Bungoma.	The project consists of rehabilitating and extending existing wastewater collection systems and building new wastewater treatment plants to ensure that the three cities have adequate facilities for the collection, treatment and disposal of wastewater until 1995. By having easier access to factors of production and markets, farmers and ranchers will be inclined to produce from a commercial point of view and to become more integrated with the monetary economy. This will require not only improving the roads and transport facilities, but also installing infrastructure such as water and sewer systems in these cities. The components of the project are: (A) land acquisitions; (B) pipes and manholes; (C) treatment plants; (D) emptying vehicles and tools; (E) execution studies and supervision of works.	Completed	Murang'a, Kisii and Bungoma	-	0.75	-	EUR 84,059.67 in 1 Other Repayments starting 01/01/2033 AND EUR 4,704,560.00 in 56 Equal Repayments starting 01/01/2005 AND EUR 248,853.00 in 3 Equal Repayments starting 01/07/2003 AND EUR 27,650.62 in 1 Other Repayments starting 01/01/2003
2002405_1	Ndia Water Supply (Converted from ADF DEM 1981035)	African Development Fund	Multilateral	GOK	31/12/2002	01/07/2031	1,686,769	EUR	465,315.53	Rescheduled/BR	Rescheduled/BR	Fully Drawn	Ministry of Water Development	Supply of water in Ndia area	Completed	Kirinyanga	-	0.76	-	EUR 1,686,768.78 in 58 Equal Repayments starting 01/01/2003
2002016_3	Roads 2000- District Rural Roads Rehabilitation Project	African Development Fund	Multilateral	GOK	15/02/2002	01/11/2051	5,374,951	EUR	4,595,583.07	5,374,951	100.0%	Fully Drawn	Ministry of Roads & Public Works (MRPW)	The project objective is to restore the classified road network to a maintainable condition in eight districts in the Rift Valley Province.	Completed	-	-	0.75	-	AUA 4,837,455.86 in 60 Equal Repayments starting 01/05/2022 AND AUA 537,495.00 in 20 Equal Repayments starting 01/05/2012
2002016_2	Roads 2000- District Rural Roads Rehabilitation Project	African Development Fund	Multilateral	GOK	15/02/2002	01/11/2051	19,207,245	USD	16,422,194.25	19,207,245	100.0%	Fully Drawn	Ministry of Roads & Public Works (MRPW)	The project objective is to restore the classified road network to a maintainable condition in eight districts in the Rift Valley Province.	Completed	Marakwet, Kajiado, Keiyo, Narok, Trans-Nzoia Uasin Gishu,West Pokot,Transmara	-	0.75	-	AUA 288,108.73 in 1 Equal Repayments starting 01/11/2051 AND AUA 16,998,411.53 in 59 Equal Repayments starting 01/05/2022 AND AUA 1,920,724.57 in 20 Equal Repayments starting 01/05/2012
2002013_1	Prisons Department	LBA Systems	Commercial Bank	GOK	19/11/2002	15/06/2007	29,700,000	EUR	26,584,000.00	29,700,000	100.0%	Fully Drawn					-	-	-	EUR 15,000,000.00 in 6 Equal Repayments starting 19/10/2004 AND EUR 9,084,000.00 in 3 Equal Repayments starting 19/10/2003 AND EUR 5,000,000.00 in 2 Equal Repayments starting 19/02/2003 AND EUR 616,000.00 in 1 Other Repayments starting 19/12/2002
2002011_1	Police Airwing Helicopters	APEX FINANCE CORPORATION	Commercial Bank	GOK	12/07/2002	30/07/2023	12,800,000	USD	4,690,000.00	12,800,000	100.0%	Fully Drawn		budget support			-	6.00	-	USD 11,256,000.00 in 12 Equal Repayments starting 30/10/2002 AND USD 1,544,000.00 in 1 Other Repayments starting 30/07/2002
2002008_1	Early Warning System for the MET Departm	LBA Systems	Commercial Bank	GOK	07/06/2002	10/10/2023	35,000,000	USD	15,750,000.00	35,000,000	100.0%	Fully Drawn					-	5.00	-	USD 31,500,000.00 in 12 Equal Repayments starting 10/10/2002 AND USD 3,500,000.00 in 1 Other Repayments starting 10/07/2002
2002007_1	Police Equipment - Addendum 3	Sound Day Corporation	Commercial Bank	GOK	14/06/2002	30/06/2023	31,846,500	USD	9,346,500.00	31,846,500	100.0%	Fully Drawn	State Department for Interior	The project involved supply of police eqipment	Closed project		-	6.00	-	USD 1,846,500.00 in 1 Other Repayments starting 28/02/2005 AND USD 30,000,000.00 in 8 Equal Repayments starting 30/06/2002
2002005_1	Shamakhokho-Kipsigak Road Project3	Government of China	Bilateral	GOK	24/04/2002	01/01/2025	50,278,653	CNY	10,056,270.60	50,278,653	100.0%	Fully Drawn	State Department for Roads	construction of Shamakhokho-Kipsigak Road 3	closed	Vihiga County	-	-	-	CNY 10,055,730.60 in 2 Equal Repayments starting 01/01/2024 AND CNY 40,222,922.40 in 8 Equal Repayments starting 01/01/2013
2001459_1	General (MTC,KAA,AERODROMES,KPA,OOP,M of lands & Housing)	Government of France	Bilateral	GOK	31/12/2001	30/09/2024	88,104	EUR	7,341.00	Rescheduled/BR	Rescheduled/BR	Fully Drawn	State Department for Housing and Urban Development		Completed		-	1.00	-	EUR 90,539.00 in 37 Equal Repayments starting 30/09/2006 AND EUR 2,458.56 in 1 Other Repayments starting 31/03/2006
2001458_1	General (MTC,KAA,AERODROMES,KPA,OOP,M of lands & Housing)	Government of France	Bilateral	GOK	31/12/2001	31/12/2025	73,336	EUR	10,185.00	73,336	100.0%	Fully Drawn	State Department for Housing and Urban Development		Completed		-	1.00	-	EUR 75,369.00 in 37 Equal Repayments starting 31/12/2007 AND EUR 2,040.96 in 1 Other Repayments starting 30/06/2007
2001372_7	Rehab. of Limuru- Naivasha Road (Converted from ITK 1997017)	Government of Italy	Bilateral	GOK	31/12/2001	14/04/2033	59,813	EUR	29,906.46	59,813	100.0%	Fully Drawn	State Department for Roads	The project involved rehabilitation of Limuru and Naivasha Road	Closed project	Nakuru County	-	0.50	-	EUR 62,803.55 in 42 Equal Repayments starting 14/10/2012
2001372_6	Rehab. of Limuru- Naivasha Road (Converted from ITK 1997017)	Government of Italy	Bilateral	GOK	31/12/2001	14/04/2033	278,538	EUR	139,268.98	278,538	100.0%	Fully Drawn	State Department for Roads	The project involved rehabilitation of Limuru and Naivasha Road	Closed project	Nakuru County	-	0.50	-	EUR 292,464.85 in 42 Equal Repayments starting 14/10/2012
2001372_5	Rehab. of Limuru- Naivasha Road (Converted from ITK 1997017)	Government of Italy	Bilateral	GOK	31/12/2001	14/04/2033	397,584	EUR	198,792.25	397,584	100.0%	Fully Drawn	State Department for Roads	The project involved rehabilitation of Limuru and Naivasha Road	Closed project	Nakuru County	-	0.50	-	EUR 9,939.62 in 1 Other Repayments starting 14/04/2033 AND EUR 407,524.09 in 41 Equal Repayments starting 14/10/2012
2001372_4	Rehab. of Limuru- Naivasha Road (Converted from ITK 1997017)	Government of Italy	Bilateral	GOK	31/12/2001	14/04/2033	98,104	EUR	49,051.89	98,104	100.0%	Fully Drawn	State Department for Roads	The project involved rehabilitation of Limuru and Naivasha Road	Closed project	Nakuru County	-	0.50	-	EUR 2,452.61 in 1 Other Repayments starting 14/04/2033 AND EUR 100,556.35 in 41 Equal Repayments starting 14/10/2012
2001372_3	Rehab. of Limuru- Naivasha Road (Converted from ITK 1997017)	Government of Italy	Bilateral	GOK	31/12/2001	14/04/2033	84,598	EUR	42,299.02	84,598	100.0%	Fully Drawn	State Department for Roads	The project involved rehabilitation of Limuru and Naivasha Road	Closed project	Nakuru County	-	0.50	-	EUR 2,114.96 in 1 Other Repayments starting 14/04/2033 AND EUR 86,712.97 in 41 Equal Repayments starting 14/10/2012
2001372_2	Rehab. of Limuru- Naivasha Road (Converted from ITK 1997017)	Government of Italy	Bilateral	GOK	31/12/2001	14/04/2033	326,498	EUR	163,249.01	326,498	100.0%	Fully Drawn	State Department for Roads	The project involved rehabilitation of Limuru and Naivasha Road	Closed project	Nakuru County	-	0.50	-	EUR 8,162.46 in 1 Other Repayments starting 14/04/2033 AND EUR 334,660.45 in 41 Equal Repayments starting 14/10/2012
20013000_3	Restruct.Agreement 2000(NON ODA)JAPAN-JBIC	Government of Japan	Bilateral	GOK	07/09/2001	30/06/2023	406,699	JPK	-	406,699	100.0%	Fully Drawn						5.70	-	Various Unequal repayments
2001129_1	Sabaki	Govt of Fed. Republic of Germany - GTZ	Bilateral	GOK	18/12/2001	30/06/2041	2,403,702	EUR	1,501,701.79	2,403,702	100.0%	Fully Drawn			Closed		-	0.75	-	EUR 47,701.79 in 1 Other Repayments starting 30/06/2041 AND EUR 798,000.00 in 19 Equal Repayments starting 31/12/2031 AND EUR 1,640,000.00 in 40 Equal Repayments starting 31/12/2011
2001128_1	Rehab of Kenya Railways Locomotives - Converted from DEM 1998017	Govt of Fed. Republic of Germany - GTZ	Bilateral	GOK	31/12/2001	30/06/2044	3,780,981	EUR	2,135,131.50	3,780,981	100.0%	Fully Drawn			Closed		-	0.75	-	EUR 35,256.35 in 1 Equal Repayments starting 30/06/2044 AND EUR 3,859,231.20 in 68 Equal Repayments starting 30/06/2008

LOAN #	LOAN TITLE	CREDITOR NAME	CREDITOR CATEGORY	BORROWER	AGREEMENT DATE	MATURITY DATE	REVISI... FINANC... AMOUNT (Tranche)	...R	PRINCIPLE BALANCE AS AT 31/08/2023 (FX)	DRAWN AMOUNT	DISBURSEMENT RATE	UNDRAWN AMOUNT	IMPLEMENTING AGENCY	PROJ... ...PTION	PROJECT IMPLEMENTATION STATUS	COUNTY	COMMITMENT FEES SIINCE 2012 (KSHS)	Fixed Interest Rate	Variable (Margin) Interest Rate	No. Principal Repayments
2001127_1	Water Supply Eldoret Enhancement - Converted from DEM 1995013	Govt of Fed. Republic of Germany - GTZ	Bilateral	GOK	31/12/2001	30/06/2034	3,212,958	EUR	1,280,274.99	Rescheduled/BR	Rescheduled/BR	Fully Drawn			Closed		-	0.75	-	EUR 55,730.85 in 1 Other Repayments starting 30/06/2034 AND EUR 1,058,885.58 in 19 Equal Repayments starting 30/06/2025 AND EUR 2,208,780.80 in 40 Equal Repayments starting 30/06/2005
2001126_1	Road Maintenance Phase 1 - Converted from DEM 1997006	Govt of Fed. Republic of Germany - GTZ	Bilateral	GOK	31/12/2001	31/12/2035	7,384,982	EUR	3,166,824.27	7,384,982	100.0%	Fully Drawn			Closed		643	0.75	-	EUR 99,072.99 in 1 Other Repayments starting 30/12/2035 AND EUR 7,541,555.23 in 59 Equal Repayments starting 30/06/2006
2001124_1	Timboroa - Eldoret Road - Converted from DEM 1989012	Govt of Fed. Republic of Germany - GTZ	Bilateral	GOK	31/12/2001	31/12/2041	3,679,186	EUR	1,671,343.12	Rescheduled/BR	Rescheduled/BR	Fully Drawn			Closed		-	0.75	-	EUR 9,133.12 in 1 Other Repayments starting 30/12/2041 AND EUR 9,203.25 in 1 Other Repayments starting 30/06/2041 AND EUR 115,040.67 in 3 Equal Repayments starting 30/12/2039 AND EUR 1,634,088.96 in 34 Equal Repayments starting 30/12/2022 AND EUR 340,009.11 in 7 Equal Repayments starting 30/06/2019 AND EUR 1,668,856.68 in 34 Equal Repayments starting 30/06/2002
2001123_1	Nyeri Sewerage	Govt of Fed. Republic of Germany - GTZ	Bilateral	GOK	18/06/2001	30/06/2041	9,885,317	EUR	5,458,552.12	9,885,317	100.0%	Fully Drawn			Closed		-	0.75	-	EUR 3,415,429.77 in 20 Equal Repayments starting 30/06/2031 AND EUR 6,810,407.86 in 40 Equal Repayments starting 30/12/2009
2001122_1	Olkaria Phase II Power Plant - Converted from DEM 1999005	Govt of Fed. Republic of Germany - GTZ	Bilateral	GOK	31/12/2001	31/12/2039	12,259,930	EUR	6,513,520.13	12,259,930	100.0%	Fully Drawn			Closed		241,047	0.75	-	EUR 117,258.26 in 1 Equal Repayments starting 30/12/2039 AND EUR 8,315,139.69 in 39 Equal Repayments starting 30/06/2019 AND EUR 4,253,948.40 in 20 Equal Repayments starting 30/06/2009
2001121_1	Amala River-Narok Road - Converted from DEM 1995003	Govt of Fed. Republic of Germany - GTZ	Bilateral	GOK	31/12/2001	31/12/2046	21,845,172	EUR	10,808,461.37	21,845,172	100.0%	Fully Drawn			Closed		-	0.75	-	Various Unequal repayments
2001120_1	Agricultural Sector Adjustment Programme -Converted from DEM 1991016	Govt of Fed. Republic of Germany - GTZ	Bilateral	GOK	31/12/2001	30/12/2031	12,379,910	EUR	4,050,454.35	Rescheduled/BR	Rescheduled/BR	Fully Drawn			Closed		-	0.75	-	EUR 238,262.03 in 1 Other Repayments starting 30/12/2031 AND EUR 8,100,908.68 in 34 Equal Repayments starting 30/12/2014 AND EUR 5,943,768.00 in 25 Equal Repayments starting 30/06/2002
2001119_1	Wholesale Market Mombasa - Converted from DEM 1991006	Govt of Fed. Republic of Germany - GTZ	Bilateral	GOK	31/12/2001	30/12/2041	613,367	EUR	321,419.30	Rescheduled/BR	Rescheduled/BR	Fully Drawn			Closed		-	0.75	-	EUR 8,508.74 in 1 Other Repayments starting 30/12/2041 AND EUR 425,906.04 in 49 Equal Repayments starting 30/06/2017 AND EUR 245,420.10 in 30 Equal Repayments starting 30/06/2002
2001118_1	Financial Sector Adjustment - Converted from DEM 1990020	Govt of Fed. Republic of Germany - GTZ	Bilateral	GOK	31/12/2001	30/12/2029	12,271,005	EUR	3,323,397.25	Rescheduled/BR	Rescheduled/BR	Fully Drawn			Closed		-	0.75	-	EUR 255,645.97 in 1 Other Repayments starting 30/12/2029 AND EUR 13,804,880.76 in 54 Equal Repayments starting 30/12/2002 AND EUR 255,645.94 in 1 Other Repayments starting 30/06/2002
2001117_1	Road Gravelling Project Phase II Converted from DEM 1990021	Govt of Fed. Republic of Germany - GTZ	Bilateral	GOK	31/12/2001	30/06/2040	3,000,994	EUR	1,462,005.10	Rescheduled/BR	Rescheduled/BR	Fully Drawn			Closed		-	0.75	-	EUR 19,284.22 in 1 Other Repayments starting 30/06/2040 AND EUR 19,284.40 in 1 Other Repayments starting 30/12/2039 AND EUR 1,423,436.48 in 32 Equal Repayments starting 30/12/2023 AND EUR 1,890,757.30 in 43 Equal Repayments starting 30/06/2002
2001116_1	Kericho Sanitation and Supporting Services - Converted from DEM 1990001	Govt of Fed. Republic of Germany - GTZ	Bilateral	GOK	31/12/2001	30/12/2039	4,725,871	EUR	2,294,677.88	Rescheduled/BR	Rescheduled/BR	Fully Drawn			Closed		-	0.75	-	EUR 69,535.48 in 1 Other Repayments starting 30/12/2039 AND EUR 4,450,284.80 in 64 Equal Repayments starting 30/12/2007 AND EUR 759,268.40 in 11 Equal Repayments starting 30/06/2002
2001115_1	Commodity Aid XIV - Converted from DEM 1989006	Govt of Fed. Republic of Germany - GTZ	Bilateral	GOK	31/12/2001	30/06/2039	4,256,607	EUR	2,028,806.26	Rescheduled/BR	Rescheduled/BR	Fully Drawn			Closed		-	0.75	-	EUR 63,400.37 in 1 Other Repayments starting 30/06/2039 AND EUR 2,282,406.84 in 36 Equal Repayments starting 30/06/2021 AND EUR 2,389,778.20 in 38 Equal Repayments starting 30/06/2002 AND EUR 62,888.90 in 1 Other Repayments starting 01/01/2002
2001114_1	Timboroa - Eldoret Road (Converted from DEM 1989012)	Govt of Fed. Republic of Germany - GTZ	Bilateral	GOK	31/12/2001	30/06/2039	11,632,913	EUR	5,562,855.54	Rescheduled/BR	Rescheduled/BR	Fully Drawn			Closed		139,706,748	0.75	-	EUR 173,839.14 in 1 Other Repayments starting 30/06/2039 AND EUR 6,953,569.60 in 40 Equal Repayments starting 30/06/2019 AND EUR 5,893,150.30 in 34 Equal Repayments starting 30/06/2002
2001113_1	Eldoret Water - Converted from DEM 1989013	Govt of Fed. Republic of Germany - GTZ	Bilateral	GOK	31/12/2001	30/06/2039	15,015,620	EUR	7,177,515.60	Rescheduled/BR	Rescheduled/BR	Fully Drawn			Closed		-	0.75	-	EUR 224,457.26 in 1 Other Repayments starting 30/06/2039 AND EUR 4,713,599.94 in 21 Equal Repayments starting 30/12/2028 AND EUR 11,869,129.52 in 53 Equal Repayments starting 30/06/2002
2001007_1	Shamakhokho-Kipsigak Road 2	Government of China	Bilateral	GOK	16/07/2001	01/09/2020	50,000,000	CNY	5,000,000.00	50,000,000	100.0%	Fully Drawn	State Department for Roads	construction of Shamakhokho-Kipsigak Road 2	closed	Vihiga County	-	-	-	CNY 50,000,000.00 in 10 Equal Repayments starting 01/09/2011
2001006_1	Regional Trade Facilitation Project	International Development Association	Multilateral	GOK	06/08/2001	15/03/2041	19,400,000	XDR	13,968,000.00	19,400,000	100.0%	Fully Drawn	Ministry of Environment	The project financed Forestry Development	Closed		-	0.75	-	XDR 15,520,000.00 in 40 Equal Repayments starting 15/09/2021 AND XDR 3,880,000.00 in 20 Equal Repayments starting 15/09/2011
2001005_1	Public Sector Management Technical Assistance Project	International Development Association	Multilateral	GOK	26/09/2001	01/06/2041	9,720,986	XDR	6,999,129.55	9,720,986	100.0%	Fully Drawn	Ministry of Environment	The project financed Forestry Development	Closed		-	0.75	-	XDR 194,464.55 in 1 Other Repayments starting 01/06/2041 AND XDR 7,582,341.00 in 39 Equal Repayments starting 01/12/2021 AND XDR 1,944,180.00 in 20 Equal Repayments starting 01/12/2011
2001004_1	Decentralized HIV/AIDS and Reprodution Health	International Development Association	Multilateral	GOK	07/03/2001	01/07/2040	24,544,997	XDR	16,690,619.35	24,544,997	100.0%	Fully Drawn	Ministry of Environment	The project financed Forestry Development	Closed		-	0.75	-	XDR 490,948.39 in 1 Other Repayments starting 01/07/2040 AND XDR 19,145,065.68 in 39 Equal Repayments starting 01/01/2021 AND XDR 4,908,983.00 in 20 Equal Repayments starting 01/01/2011

LOAN #	LOAN TITLE	CREDITOR NAME	CREDITOR CATEGORY	BORROWER	AGREEMENT DATE	MATURITY DATE	REVIS... FINAN... AMOUNT (Tranche)	...RR	PRINCIPLE BALANCE AS AT 31/08/2023 (FX)	DRAWN AMOUNT	DISBURSEMENT RATE	UNDRAWN AMOUNT	IMPLEMENTING AGENCY	PRO... ...PTION	PROJECT IMPLEMENTATION STATUS	COUNTY	COMMITMENT FEES SIINCE 2012 (KSHS)	Fixed Interest Rate	Variable (Margin) Interest Rate	No. Principal Repayments
2001003_1	Central Kenya Dry Area Smallholder	International Fund For Agricultural Dev.	Multilateral	GOK	27/02/2001	01/12/2040	7,472,247	XDR	4,430,013.22	7,472,247	100.0%	Fully Drawn	Ministry of Agriculture Livestock	Increased agricultura production and Productivitie imprive health care, Water and Sanitation- Strenghen local institutions	Closed	Central province Nyandarua,Nyeri Kirinyaga,Maragua and Thika Distircts	-	0.75	-	XDR 123,053.22 in 1 Other Repayments starting 01/12/2040 AND XDR 6,645,024.00 in 54 Equal Repayments starting 01/06/2014 AND XDR 704,170.00 in 5 Equal Repayments starting 01/06/2011
2001001_1	Rural Electrification Phase II-Spain	Instituto De Credito:Kingdom Of Spain.	Bilateral	GOK	14/02/2001	01/06/2031	5,165,532	USD	2,119,192.64	5,165,532	100.0%	Fully Drawn	State Department of Energy	The entailed rural electrification	Closed project		-	0.30	-	USD 5,430,431.00 in 41 Equal Repayments starting 01/06/2011
2000014_1	Medical Equipment Supply Phase III	Instituto De Credito:Kingdom Of Spain.	Bilateral	GOK	11/10/2000	20/02/2031	4,648,670	USD	1,787,950.06	4,648,670	100.0%	Fully Drawn	Ministry of Health	The project involved supply of medical equipment	Closed project		-	0.30	-	USD 4,887,063.50 in 41 Equal Repayments starting 20/02/2011
2000010_2	Structural Adjustment Programme Loan	African Development Fund	Multilateral	GOK	27/11/2000	01/05/2051	48,234,086	USD	39,793,121.32	48,234,086	100.0%	Fully Drawn	Ministry of Finance	It's designed to support the implementation of the reform program to stimulate economic growth and reduce poverty in the framework of the Interim Poverty Reduction Strategy Paper (IPRSP). The intervention supports reforms specified in the Letter of Development Policy and the policy matrix, concentrating on three core areas as follows: Governance, Civil service reform, Budget and expenditure Management reform. The reforms should help improve the allocation of public resources, improve access of the poor to basic social services and enhance their income generating capacity.	Completed	Nationwide	-	0.75	-	AUA 723,511.70 in 1 Equal Repayments starting 01/05/2051 AND AUA 42,687,166.11 in 59 Equal Repayments starting 01/05/2021 AND AUA 4,410,176.00 in 16 Equal Repayments starting 01/05/2013 AND AUA 413,232.56 in 4 Equal Repayments starting 01/05/2011
2000008_1	Emergency Power Supply Project	International Development Association	Multilateral	GOK	27/10/2000	01/10/2040	42,484,513	XDR	29,739,163.23	42,484,513	100.0%	Fully Drawn	Ministry of Environment	The project financed Forestry Development	Closed		-	0.75	-	XDR 849,703.23 in 1 Equal Repayments starting 01/10/2040 AND XDR 33,137,910.00 in 39 Equal Repayments starting 01/04/2021 AND XDR 8,496,900.00 in 20 Equal Repayments starting 01/04/2011
2000007_1	HIV/AIDS Disaster Response Project	International Development Association	Multilateral	GOK	12/10/2000	01/09/2040	37,747,544	XDR	26,423,293.54	37,747,544	100.0%	Fully Drawn	Ministry of Environment	The project financed Forestry Development	Closed		-	0.75	-	XDR 754,993.54 in 1 Equal Repayments starting 01/09/2040 AND XDR 29,443,050.00 in 39 Equal Repayments starting 01/03/2021 AND XDR 7,549,500.00 in 20 Equal Repayments starting 01/03/2011
2000006_1	Economic and Public Sector Reform Credit	International Development Association	Multilateral	GOK	02/08/2000	01/05/2040	79,450,000	XDR	54,026,026.00	79,450,000	100.0%	Fully Drawn	Ministry of Environment	The project financed Forestry Development	Closed		-	0.75	-	XDR 1,589,059.00 in 1 Other Repayments starting 01/05/2040 AND XDR 61,970,961.00 in 39 Equal Repayments starting 01/11/2020 AND XDR 15,889,980.00 in 20 Equal Repayments starting 01/11/2010
2000005_1	EL Nino Rehabilitation	Agence Francaise De Development	Bilateral	GOK	04/07/2000	30/04/2025	13,158,482	EUR	1,644,810.35	13,158,482	100.0%	Fully Drawn	State Department for Water and Sanitation	-	Completed	-	-	2.25	-	EUR 411,202.64 in 1 Other Repayments starting 30/04/2025 AND EUR 13,569,684.81 in 33 Equal Repayments starting 31/10/2008
1999203_1	General - MTC,KAA, Aerodromes, KPA, OOP, Ministry of Lands and Housing)	Government of France	Bilateral	GOK	30/09/1999	30/09/2023	90,816	EUR	2,521.94	90,816	100.0%	Fully Drawn	State Department for Housing and Urban Development		Completed		-	1.00	-	EUR 93,314.00 in 37 Equal Repayments starting 30/09/2005 AND EUR 2,546.00 in 1 Other Repayments starting 31/03/2005
1999202_1	General - MTC,KAA, Aerodromes, KPA, OOP, Ministry of Lands and Housing.	Government of France	Bilateral	GOK	31/12/1999	30/06/2024	60,197	EUR	3,344.00	60,197	100.0%	Fully Drawn	State Department for Housing and Urban Development		Completed		-	1.00	-	EUR 61,864.00 in 37 Equal Repayments starting 30/06/2006 AND EUR 1,676.75 in 1 Other Repayments starting 31/12/2005
1999201_1	General - MOTCO,KAA, Aerodromes, KPA, OOP, Ministry of Land and Housing	Government of France	Bilateral	GOK	31/12/1999	31/12/2023	41,711	EUR	1,156.33	41,711	100.0%	Fully Drawn	State Department for Housing and Urban Development		Completed		-	1.00	-	EUR 42,848.00 in 37 Equal Repayments starting 31/12/2005 AND EUR 1,181.00 in 1 Other Repayments starting 30/06/2005
1999200_1	General - MOTCO,KAA, Aerodromes, KPA, OOP, Ministry of Lands and Housing	Government of France	Bilateral	GOK	31/12/1999	31/12/2023	214,122	EUR	5,947.35	214,122	100.0%	Fully Drawn	State Department for Housing and Urban Development		Completed		-	1.00	-	EUR 220,039.00 in 37 Equal Repayments starting 31/12/2005 AND EUR 5,977.00 in 1 Other Repayments starting 30/06/2005
1999017_1	Rural Health Project -Phase II	African Development Fund	Multilateral	GOK	20/05/1999	01/04/2048	5,274,760	EUR	3,956,070.03	5,274,760	100.0%	Fully Drawn	Ministry of Health	The project involved elocating and upgrading of Endebess and Ziwa Sirikwa Dispensaries (respectively in Trans Nzoia and Uasin Gishu Districts) to Health Centre; Rehabilitation and upgrading of Ngano Dispensary to Health Centre in Nyandarua District; relocation and upgrading of Kianyaga Health Centre in Kirinyaga District; rehabilitation and upgrading of Lolgorian and Ngong Health Centres in Transmara and Kajiado Districts; and construction of a New Health Centre at Kabung'a in Tharaka District.	Completed	Trans-nzoia, Uasin Gishu, Nyandarua, Kirinyanga, Narok, Tharaka Nithi	-	0.75	-	EUR 4,747,284.04 in 60 Equal Repayments starting 01/10/2018 AND EUR 527,476.00 in 20 Equal Repayments starting 01/10/2008
1999015_1	Livestock Project	African Development Fund	Multilateral	GOK	04/10/1999	01/07/2043	170,519	EUR	102,320.00	170,519	100.0%	Fully Drawn	Ministry of Finance	Increased availability of white meat in the market as well as the income of smallholder farmers and processors. The immediate ojective is to increase the supply of high quality pigs.	Completed	-	-	0.75	-	EUR 153,480.00 in 60 Equal Repayments starting 01/01/2014 AND EUR 17,038.67 in 20 Equal Repayments starting 01/01/2004
1999014_1	Nyayo Tea Zone Development Co-operation	African Development Fund	Multilateral	GOK	07/05/1999	01/07/2041	4,305,161	EUR	2,324,786.70	4,305,161	100.0%	Fully Drawn	Nyayo Tea Zone Development Co-operation	The overall objective of the project is to protect and conserve the country's gazetted forests through the establishment of buffer zones made of tea belts and forestry plantations.	Completed	-	-	0.75	-	EUR 3,874,644.60 in 60 Equal Repayments starting 01/01/2012 AND EUR 397,101.96 in 18 Equal Repayments starting 01/01/2003 AND EUR 18,537.59 in 1 Other Repayments starting 01/07/2002 AND EUR 14,876.41 in 1 Other Repayments starting 01/01/2002

LOAN #	LOAN TITLE	CREDITOR NAME	CREDITOR CATEGORY	BORROWER	AGREEMENT DATE	MATURITY DATE	REVI... FINAN... AMOUNT (Tranche)	...R	PRINCIPLE BALANCE AS AT 31/08/2023 (FX)	DRAWN AMOUNT	DISBURSEMENT RATE	UNDRAWN AMOUNT	IMPLEMENTING AGENCY	PROJ... ...PTION	PROJECT IMPLEMENTATION STATUS	COUNTY	COMMITMENT FEES SIINCE 2012 (KSHS)	Fixed Interest Rate	Variable (Margin) Interest Rate	No. Principle Repayments
1999013_1	West Kenya Rainfed Rice Development Project	African Development Fund	Multilateral	GOK	06/01/1999	01/01/2037	1,257,723	EUR	509,374.62	1,257,723	100.0%	Fully Drawn	Lake BASIN Development Authority	The main objectives of the project are to (a) improve the food self reliance position of Kenya; (b) to create employment (c) to improve balance of trade	Completed	-	-	0.75	-	Various Unequal repayments
1999012_1	Secondary Teacher Training College	African Development Fund	Multilateral	GOK	29/09/1999	01/01/2033	157,558	EUR	46,366.40	157,558	100.0%	Fully Drawn	-	-	-	-	-	0.75	-	EUR 139,102.80 in 57 Equal Repayments starting 01/01/2005 AND EUR 7,090.14 in 3 Equal Repayments starting 01/07/2003 AND EUR 2,363.37 in 3 Equal Repayments starting 01/01/2002 AND EUR 9,003.34 in 4 Equal Repayments starting 01/01/2000
1999010_1	Rehab of El Nino Damaged Infrastructure	African Development Fund	Multilateral	GOK	29/01/1999	01/09/2058	200,737	USD	156,574.34	200,737	100.0%	Fully Drawn	-	The project aims at the rehabilitation of hydraulic and road infrastructures of the affected areas in the provinces of West, Nyanza and East. It should result in the rehabilitation and capacity building of water supply systems in nearly thirty-three (33) cities, as well as in the rehabilitation of access to cities and towns through rehabilitation of roads. The main components of the project are: (i) the supply of chemicals; (ii) the replacement of components of the national water resources control network; (iii) replacement and repair of components and equipment of the water supply system, and (iv) rehabilitation of 74 different categories of roads.	Completed	Nationwide	-	0.75	-	USD 156,574.77 in 52 Equal Repayments starting 01/01/2033 AND USD 24,088.92 in 8 Equal Repayments starting 01/03/2019 AND USD 20,073.74 in 20 Equal Repayments starting 01/03/2009
1999009_1	Muranga-Kisii-Bungoma Sewerage Project	African Development Fund	Multilateral	GOK	01/05/1999	01/01/2033	707,257	EUR	212,611.13	707,257	100.0%	Fully Drawn	Municipal Councils of Murang'a, Kisii and Bungoma.	The project consists of rehabilitating and extending existing wastewater collection systems and building new wastewater treatment plants to ensure that the three cities have adequate facilities for the collection, treatment and disposal of wastewater until 1995. By having easier access to factors of production and markets, farmers and ranchers will be inclined to produce from a commercial point of view and to become more integrated with the monetary economy. This will require not only improving the roads and transport facilities, but also installing infrastructure such as water and sewer systems in these cities. The components of the project are: (A) land acquisitions; (B) pipes and manholes; (C) treatment plants; (D) emptying vehicles and tools; (E) execution studies and supervision of works.	Completed	Murang'a, Kisii and Bungoma	-	0.75	-	EUR 637,837.98 in 57 Equal Repayments starting 01/01/2005 AND EUR 31,826.55 in 3 Equal Repayments starting 01/07/2003 AND EUR 7,072.56 in 2 Equal Repayments starting 01/07/2002 AND EUR 2,738.97 in 1 Other Repayments starting 01/01/2002 AND EUR 17,998.18 in 2 Equal Repayments starting 01/01/2001 AND EUR 6,667.85 in 1 Other Repayments starting 01/07/2000 AND EUR 3,116.02 in 1 Other Repayments starting 01/01/2000
1999008_5	Reinstatement of Garsen - Lamu Road	Govt of Fed. Republic of Germany - GTZ	Bilateral	GOK	19/04/1999	30/06/2049	426,000	EUR	321,000.00	426,000	100.0%	Fully Drawn			Closed		-	0.75	-	EUR 20,000.00 in 3 Equal Repayments starting 30/06/2038 AND EUR 420,000.00 in 60 Equal Repayments starting 30/06/2015
1999008_4	Reinstatement of Garsen - Lamu Road	Govt of Fed. Republic of Germany - GTZ	Bilateral	GOK	19/04/1999	30/06/2049	864,761	EUR	597,003.81	864,761	100.0%	Fully Drawn			Closed		-	0.75	-	EUR 12,003.81 in 1 Equal Repayments starting 30/06/2043 AND EUR 690,000.00 in 46 Equal Repayments starting 30/06/2020 AND EUR 192,756.98 in 13 Equal Repayments starting 30/12/2013
1999008_3	Reinstatement of Garsen - Lamu Road	Govt of Fed. Republic of Germany - GTZ	Bilateral	GOK	19/04/1999	30/06/2049	890,670	EUR	505,156.51	890,670	100.0%	Fully Drawn			Closed		-	0.75	-	EUR 30,677.79 in 1 Equal Repayments starting 30/12/2043 AND EUR 889,647.60 in 60 Equal Repayments starting 30/12/2009
1999008_2	Reinstatement of Garsen - Lamu Road	Govt of Fed. Republic of Germany - GTZ	Bilateral	GOK	19/04/1999	30/06/2049	6,481,136	EUR	4,327,574.62	6,481,136	100.0%	Fully Drawn			Closed		28,691,913	0.75	-	EUR 83,340.64 in 1 Other Repayments starting 30/06/2049 AND EUR 3,250,282.62 in 39 Equal Repayments starting 30/12/2029 AND EUR 3,313,171.20 in 40 Equal Repayments starting 30/12/2009
1999007_1	Rehabuilitation of El Nino damaged Infrastructure	African Development Fund	Multilateral	GOK	29/01/1999	01/09/2048	7,528,246	EUR	5,759,108.51	7,528,246	100.0%	Fully Drawn	-	The project aims at the rehabilitation of hydraulic and road infrastructures of the affected areas in the provinces of West, Nyanza and East. It should result in the rehabilitation and capacity building of water supply systems in nearly thirty-three (33) cities, as well as in the rehabilitation of access to cities and towns through rehabilitation of roads. The main components of the project are: (i) the supply of chemicals; (ii) the replacement of components of the national water resources control network; (iii) replacement and repair of components and equipment of the water supply system, and (iv) rehabilitation of 74 different categories of roads.	Completed	Nationwide	-	0.75	-	EUR 6,775,422.00 in 60 Equal Repayments starting 01/03/2019 AND EUR 752,824.60 in 20 Equal Repayments starting 01/09/2010

LOAN #	LOAN TITLE	CREDITOR NAME	CREDITOR CATEGORY	BORROWER	AGREEMENT DATE	MATURITY DATE	REVISED FINANCIAL AMOUNT (Tranche)	IR	PRINCIPLE BALANCE AS AT 31/08/2023 (FX)	DRAWN AMOUNT	DISBURSEMENT RATE	UNDRAWN AMOUNT	IMPLEMENTING AGENCY	PROJECT DESCRIPTION	PROJECT IMPLEMENTATION STATUS	COUNTY	COMMITMENT FEES SINCE 2012 (KSHS)	Fixed Interest Rate	Variable (Margin) Interest Rate	No. Principal Repayments
1999003_2	Rehabilitation of El Nino Damaged Infrastructure	African Development Fund	Multilateral	GOK	29/01/1999	01/03/2048	2,953,329	USD	2,266,530.46	2,953,329	100.0%	Fully Drawn	-	The project aims at the rehabilitation of hydraulic and road infrastructures of the affected areas in the provinces of West, Nyanza and East. It should result in the rehabilitation and capacity building of water supply systems in nearly thirty-three (33) cities, as well as in the rehabilitation of access to cities and towns through rehabilitation of roads. The main components of the project are: (i) the supply of chemicals; (ii) the replacement of components of the national water resources control network; (iii) replacement and repair of components and equipment of the water supply system; and (iv) rehabilitation of 74 different categories of roads.	Completed	Nationwide	-	0.75	-	JPK 33,472.10 in 1 Equal Repayments starting 01/03/2048 AND JPK 2,660,665.28 in 56 Equal Repayments starting 01/03/2019 AND JPK 259,191.36 in 12 Equal Repayments starting 01/03/2013
1998027_1	Rural Electrification Project-Bilateral Loan-Phase I	Instituto De Credito:Kingdom Of Spain.	Bilateral	GOK	05/08/1998	23/09/2028	4,820,714	USD	1,359,688.64	4,820,714	100.0%	Fully Drawn	State Department of Energy	The entailed rural electrification	Closed project		-	1.00	-	USD 123,608.24 in 1 Other Repayments starting 23/09/2028 AND USD 4,944,321.60 in 40 Equal Repayments starting 23/09/2008
1998024_1	Medical Equipment Supply - Loan Two	Instituto De Credito:Kingdom Of Spain.	Bilateral	GOK	05/08/1998	23/09/2028	5,259,245	USD	1,483,376.70	5,259,245	100.0%	Fully Drawn	Ministry of Health	The project involved the supply of medical equipment	Closed project		-	1.00	-	USD 5,528,949.50 in 41 Equal Repayments starting 23/09/2008
1998021_2	Rural Health Project - Phase II	African Development Fund	Multilateral	GOK	20/07/1998	01/04/2048	2,762,066	USD	2,259,920.66	Rescheduled/BR	Rescheduled/BR	Fully Drawn	Ministry of Health	The project involved elocating and upgrading of Endebess and Ziwa Sirikwa Dispensaries (respectively in Trans Nzoia and Uasin Gishu Districts) to Health Centre; Rehabilitation and upgrading of Ngano Dispensary to Health Centre in Nyandarua District; relocation and upgrading of Kianyaga Health Centre in Kirinyaga District; rehabilitation and upgrading of Loigorian and Ngong Health Centres in Transmara and Kajiado Districts; and construction of a New Health Centre at Kabung'a in Tharaka District.	Completed	Trans-nzoia, Uasin Gishu, Nyandarua, Kirinyanga, Narok, Tharaka Nithi	-	0.75	-	JPK 23,094.00 in 1 Equal Repayments starting 01/04/2048 AND JPK 2,738,974.20 in 60 Equal Repayments starting 01/04/2018
1998019_1	Rural Health Project - Phase II	African Development Fund	Multilateral	GOK	20/07/1998	01/04/2048	399,481	CHF	299,610.49	399,481	100.0%	Fully Drawn	Ministry of Health	The project involved elocating and upgrading of Endebess and Ziwa Sirikwa Dispensaries (respectively in Trans Nzoia and Uasin Gishu Districts) to Health Centre; Rehabilitation and upgrading of Ngano Dispensary to Health Centre in Nyandarua District; relocation and upgrading of Kianyaga Health Centre in Kirinyaga District; rehabilitation and upgrading of Loigorian and Ngong Health Centres in Transmara and Kajiado Districts; and construction of a New Health Centre at Kabung'a in Tharaka Disinct.	Completed	Trans-nzoia, Uasin Gishu, Nyandarua, Kirinyanga, Narok, Tharaka Nithi	-	0.75	-	CHF 359,532.59 in 60 Equal Repayments starting 01/10/2018 AND CHF 39,948.07 in 20 Equal Repayments starting 01/10/2008
1998009_1	El Nino Emergency Project	International Development Association	Multilateral	GOK	13/08/1998	01/04/2038	27,419,405	XDR	16,451,644.68	27,419,405	100.0%	Fully Drawn	Ministry of Environment	The project financed Forestry Development	Closed		-	0.75	-	XDR 21,935,520.00 in 40 Equal Repayments starting 01/10/2018 AND XDR 5,483,880.00 in 20 Equal Repayments starting 01/10/2008
1998005_1	Energy Sector Reform and Power Development Project	International Development Association	Multilateral	GOK	03/04/1998	01/04/2037	80,108,466	XDR	44,860,757.65	80,108,466	100.0%	Fully Drawn	Ministry of Environment	The project financed Forestry Development	Closed		-	0.75	-	XDR 1,602,194.65 in 1 Other Repayments starting 01/04/2037 AND XDR 62,484,591.00 in 39 Equal Repayments starting 01/10/2017 AND XDR 16,021,680.00 in 20 Equal Repayments starting 01/10/2007
1997101_1	Sondu Miriu Hydropower Project	Government of Japan	Bilateral	KENGEN	03/03/1997	20/09/2026	6,763,903	JPK	1,183,679.00	6,763,903	100.0%	Fully Drawn	State Department of Energy	Sondu Miriu Hydropower Project and electrical works	Closed	Kisumu County	-	2.30	-	
1997003_1	Early Childhood Development Project.	International Development Association	Multilateral	GOK	07/05/1997	01/02/2037	14,732,394	XDR	7,955,523.35	14,732,394	100.0%	Fully Drawn	Ministry of Environment	The project financed Forestry Development	Closed		-	0.75	-	XDR 294,701.35 in 1 Equal Repayments starting 01/02/2037 AND XDR 11,491,233.00 in 39 Equal Repayments starting 01/08/2017 AND XDR 2,946,460.00 in 20 Equal Repayments starting 01/08/2007
1997002_1	National Agricultural Research Project- Phase II	International Development Association	Multilateral	GOK	25/02/1997	15/12/2036	27,400,000	XDR	14,796,000.00	27,400,000	100.0%	Fully Drawn	Ministry of Environment	The project financed Forestry Development	Closed		-	0.75	-	XDR 21,920,000.00 in 40 Equal Repayments starting 15/06/2017 AND XDR 5,480,000.00 in 20 Equal Repayments starting 15/06/2007

LOAN #	LOAN TITLE	CREDITOR NAME	CREDITOR CATEGORY	BORROWER	AGREEMENT DATE	MATURITY DATE	REVISED FINANCIAL AMOUNT (Tranche)	CUR	PRINCIPLE BALANCE AS AT 31/08/2023 (FX)	DRAWN AMOUNT	DISBURSEMENT RATE	UNDRAWN AMOUNT	IMPLEMENTING AGENCY	PROJECT DESCRIPTION	PROJECT IMPLEMENTATION STATUS	COUNTY	COMMITMENT FEES SIINCE 2012 (KSHS)	Fixed Interest Rate	Variable (Margin) Interest Rate	No. Principal Repayments
1996022_2	The Third Nairobi Water Supply-Supplementary Loan	African Development Fund	Multilateral	GOK	06/11/1996	01/10/2046	19,947,708	USD	14,063,132.89	Rescheduled/BR	Rescheduled/BR	Fully Drawn	Nairobi Water and Sewerage Company	The Project consists of : i) Construction of Earth-fill embankment on the Thika River; (max height 65m); ii) construction of 4.7 km. long raw water transmission tunnel of 2.5 m diameter; iii) construction of raw water amd treated water transmission mains (total lenght 44 km, diameter ranging from 700 mm to 1400 mm); iv) Extension of the capacity of existing Ngethu Water Treatment plant by 260,000 cu.m/day, v) construction of one 2400 cu.m and two 1100 cu.m capacity reinforced concrete service reservoirs and a booster pumping station at Gigiri, Nairobi; vi) Provision of instrumentation for telemetric information and control for the Nairobi Water Supply Scheme; vii) extension of the Dandora Sewage Treatment Works; viii) construction of staff housing and offices, and service roads; ix) distribution system extension, totalling 44 km in length with diameters varying from 200 mm to 100 mm; x) technical assistance and training for continued institutional development, regional studies and construction	Completed	Nationwide	-	0.75	-	JPK 17,952,938.40 in 60 Equal Repayments starting 01/04/2017 AND JPK 1,994,772.00 in 8 Equal Repayments starting 01/04/2013
1996008_1	Second National Agricultural Extension Project	International Fund For Agricultural Dev.	Multilateral	GOK	16/09/1996	15/04/2036	510,558	XDR	221,218.19	510,558	100.0%	Fully Drawn			Closed		-	0.75	-	XDR 8,468.17 in 1 Other Repayments starting 15/04/2036 AND XDR 502,090.00 in 59 Equal Repayments starting 15/10/2006
1996006_1	Lake Victoria Environmental Management project	International Development Association	Multilateral	GOK	10/09/1996	01/03/2036	5,979,739	XDR	3,109,483.43	5,979,739	100.0%	Fully Drawn	Ministry of Environment	The project financed Forestry Development	Closed		-	0.75	-	XDR 119,633.43 in 1 Equal Repayments starting 01/03/2036 AND XDR 4,664,166.00 in 39 Equal Repayments starting 01/09/2016 AND XDR 1,195,940.00 in 20 Equal Repayments starting 01/09/2006
1996005_1	Structural Adjustment Credit Progromme - IDA Reflow	International Development Association	Multilateral	GOK	20/06/1996	01/04/2040	55,400,000	XDR	28,808,034.00	55,400,000	100.0%	Fully Drawn	Ministry of Environment	The project financed Forestry Development	Closed		-	0.75	-	XDR 1,108,059.00 in 1 Other Repayments starting 01/04/2040 AND XDR 43,211,961.00 in 39 Equal Repayments starting 01/10/2016 AND XDR 11,079,980.00 in 20 Equal Repayments starting 01/10/2006
1996003_1	Arid Lands Resource Management Project.	International Development Association	Multilateral	GOK	13/02/1996	01/08/2035	14,541,761	XDR	6,980,060.91	14,541,761	100.0%	Fully Drawn	Ministry of Environment	The project financed Forestry Development	Closed		-	0.75	-	XDR 290,855.91 in 1 Equal Repayments starting 01/08/2035 AND XDR 11,342,565.00 in 39 Equal Repayments starting 01/02/2016 AND XDR 2,908,340.00 in 20 Equal Repayments starting 01/02/2006
1996002_1	Nairobi- Mombasa Road Rehab.Project.	International Development Association	Multilateral	GOK	13/02/1996	01/09/2035	31,362,556	XDR	15,640,517.77	31,362,556	100.0%	Fully Drawn	Ministry of Environment	The project financed Forestry Development	Closed		-	0.75	-	XDR 625,661.77 in 1 Equal Repayments starting 01/09/2035 AND XDR 24,399,141.00 in 39 Equal Repayments starting 01/03/2016 AND XDR 5,317,753.00 in 17 Equal Repayments starting 01/09/2007 AND XDR 1,020,000.00 in 3 Equal Repayments starting 01/03/2006
1996001_1	Urban Transport Infrastructure Project.	International Development Association	Multilateral	GOK	13/02/1996	01/08/2035	58,936,654	XDR	28,019,986.49	58,936,654	100.0%	Fully Drawn	Ministry of Environment	The project financed Forestry Development	Closed		-	0.75	-	XDR 1,167,555.49 in 1 Other Repayments starting 01/08/2035 AND XDR 45,532,383.00 in 39 Equal Repayments starting 01/02/2016 AND XDR 9,923,716.00 in 17 Equal Repayments starting 01/08/2007 AND XDR 2,313,000.00 in 3 Equal Repayments starting 01/02/2006
1995101_1	Mombasa Diesel Generating Power Plant	Government of Japan	Bilateral	KENGEN	24/03/1995	20/03/2025	8,506,364	JPK	850,632.00	8,506,364	100.0%	Fully Drawn	State Department of Energy	Mombasa Diesel Generating Power Plant improvement	Closed	Mombasa County	-	2.60	-	
1995011_1	Horticulture and Traditional Food crops Project	African Development Fund	Multilateral	GOK	23/05/1995	01/03/2045	297,062	USD	196,060.59	297,062	100.0%	Fully Drawn	Ministry of Livestock and Fisheries Development,	The objective of the project is to increase production of smallholder horticultural and traditional food crops through an integrated system of research, extension, input supply, credit and marketing	Completed	Nationwide	-	0.75	-	USD 267,355.80 in 60 Equal Repayments starting 01/09/2015 AND USD 29,706.20 in 20 Equal Repayments starting 01/09/2005
1995010_1	Sexually Transmitted Infections Project.	International Development Association	Multilateral	GOK	22/05/1995	01/02/2035	26,775,559	XDR	12,316,772.16	26,775,559	100.0%	Fully Drawn	Ministry of Environment	The project financed Forestry Development	Closed		-	0.75	-	XDR 535,530.00 in 1 Other Repayments starting 01/02/2035 AND XDR 20,884,929.00 in 39 Equal Repayments starting 01/08/2015 AND XDR 5,355,100.00 in 20 Equal Repayments starting 01/08/2005
1995001_1	Civil Service Reform Programme	International Development Association	Multilateral	GOK	30/01/1995	01/02/2034	12,665,156	XDR	5,572,681.78	12,665,156	100.0%	Fully Drawn	Ministry of Environment	The project financed Forestry Development	Closed		-	0.75	-	XDR 253,319.22 in 1 Other Repayments starting 01/02/2034 AND XDR 9,878,817.00 in 39 Equal Repayments starting 01/02/2015 AND XDR 2,533,020.00 in 20 Equal Repayments starting 01/02/2005
1994002_1	Micro and Small Enterprise Training Project	International Development Association	Multilateral	GOK	25/05/1994	01/03/2034	8,437,033	XDR	3,712,350.64	8,437,033	100.0%	Fully Drawn	Ministry of Environment	The project financed Forestry Development	Closed		-	0.75	-	XDR 168,831.64 in 1 Other Repayments starting 01/03/2034 AND XDR 6,580,821.00 in 39 Equal Repayments starting 01/09/2014 AND XDR 1,687,380.00 in 20 Equal Repayments starting 01/09/2004
1994001_1	Eastern Province Horticultural and Trade Food Crops Project	International Fund For Agricultural Dev.	Multilateral	GOK	15/02/1994	15/07/2043	6,254,075	XDR	3,073,475.52	6,254,075	100.0%	Fully Drawn			Closed		-	1.00	-	XDR 76,832.52 in 1 Other Repayments starting 15/07/2043 AND XDR 5,071,242.00 in 66 Equal Repayments starting 15/07/2010 AND XDR 711,000.00 in 9 Equal Repayments starting 15/01/2006 AND XDR 395,000.00 in 4 Equal Repayments starting 15/01/2004

LOAN #	LOAN TITLE	CREDITOR NAME	CREDITOR CATEGORY	BORROWER	AGREEMENT DATE	MATURITY DATE	REVISED FINANCIAL AMOUNT (Tranche)	CURRENCY	PRINCIPLE BALANCE AS AT 31/08/2023 (FX)	DRAWN AMOUNT	DISBURSEMENT RATE	UNDRAWN AMOUNT	IMPLEMENTING AGENCY	PROJECT DESCRIPTION	PROJECT IMPLEMENTATION STATUS	COUNTY	COMMITMENT FEES SIINCE 2012 (KSHS)	Fixed Interest Rate	Variable (Margin) Interest Rate	No. Principal Repayments
1993021_1	Livestock Project	African Development Fund	Multilateral	GOK	17/11/1993	01/07/2043	985,885	USD	591,749.78	985,885	100.0%	Fully Drawn	Ministry of Finance	Increased availability of white meat in the market as well as the income of smallholder farmers and processors. The immediate ojective is to increase the supply of high quality pigs.	Completed	Nationwide	-	0.75	-	USD 887,624.40 in 60 Equal Repayments starting 01/01/2014 AND USD 8,204.92 in 1 Equal Repayments starting 01/07/2013 AND USD 90,055.25 in 19 Equal Repayments starting 01/01/2004
1993017_1	Livestock Project	African Development Fund	Multilateral	GOK	17/11/1993	01/07/2043	1,908,852	CHF	1,145,311.38	1,908,852	100.0%	Fully Drawn	Ministry of Finance	Increased availability of white meat in the market as well as the income of smallholder farmers and processors. The immediate ojective is to increase the supply of high quality pigs.	Completed	Nationwide	-	0.75	-	CHF 1,717,967.07 in 60 Equal Repayments starting 01/01/2014 AND CHF 190,885.23 in 20 Equal Repayments starting 01/01/2004
1993013_1	Education Phase II Project	African Development Fund	Multilateral	GOK	17/11/1993	01/07/2043	91,838	USD	56,198.00	91,838	100.0%	Fully Drawn	-	-	-	Nationwide	-	0.75	-	USD 84,297.00 in 60 Equal Repayments starting 01/01/2014 AND USD 183.32 in 1 Equal Repayments starting 01/07/2013 AND USD 1,807.71 in 1 Equal Repayments starting 01/07/2013 AND USD 5,550.09 in 19 Equal Repayments starting 01/01/2004
1993012_1	Export Development Programme	African Development Fund	Multilateral	GOK	17/11/1993	01/10/2043	15,759,100	USD	9,691,846.50	15,759,100	100.0%	Fully Drawn	Ministry of Finance	The project will provide finance to support: i) research; ii) training of staff; and iii) technical assistance and local counterparts.	Completed	Nationwide	-	0.75	-	USD 14,183,190.00 in 60 Equal Repayments starting 01/04/2014 AND USD 1,575,910.00 in 20 Equal Repayments starting 01/04/2004
1993005_1	Horticultural Handling Project	Government of Japan	Bilateral	GOK	28/10/1993	20/10/2023	1,917,660	JPK	49,170.00	1,917,660	100.0%	Fully Drawn					-	2.60	-	JPK 1,966,800.00 in 40 Equal Repayments starting 20/04/2004 AND JPK 49,200.00 in 1 Other Repayments starting 20/10/2003
1993004_1	Mwea Irrigation Project	Government of Japan	Bilateral	GOK	28/10/1993	20/10/2023	544,100	JPK	13,950.00	544,100	100.0%	Fully Drawn	State Department of Irrigation	The project entailed construction of Mwea Irrigation Project	Closed Project	Embu County	-	2.60	-	JPK 558,000.00 in 40 Equal Repayments starting 20/04/2004 AND JPK 13,999.43 in 1 Other Repayments starting 20/10/2003
1993003_1	Export Development Loan	Government of Japan	Bilateral	GOK	26/10/1993	20/10/2023	7,846,610	JPK	201,195.00	7,846,610	100.0%	Fully Drawn	-	-	-	-	-	2.60	-	JPK 8,047,800.00 in 40 Equal Repayments starting 20/04/2004 AND JPK 201,200.00 in 1 Other Repayments starting 20/10/2003
1993002_1	Emergency Drought Recovery Project	International Development Association	Multilateral	GOK	01/03/1993	15/02/2033	13,000,294	XDR	4,940,149.17	13,000,294	100.0%	Fully Drawn	Ministry of Environment	The project financed Forestry Development	Closed		-	0.75	-	XDR 260,059.17 in 1 Equal Repayments starting 15/02/2033 AND XDR 10,140,195.00 in 39 Equal Repayments starting 15/08/2013 AND XDR 2,600,040.00 in 20 Equal Repayments starting 15/08/2003
1993001_1	Second Agricultural Sector Management Project	International Development Association	Multilateral	GOK	01/03/1993	01/03/2032	9,834,647	XDR	3,737,214.84	9,834,647	100.0%	Fully Drawn	Ministry of Environment	The project financed Forestry Development	Closed		-	0.75	-	XDR 196,758.84 in 1 Other Repayments starting 01/09/2031 AND XDR 7,870,988.00 in 39 Equal Repayments starting 01/03/2013 AND XDR 1,966,900.00 in 20 Equal Repayments starting 01/03/2003
1992010_1	Protected Areas and Wildlife Services Project	International Development Association	Multilateral	GOK	30/03/1992	01/10/2031	41,995,553	XDR	14,278,499.84	41,995,553	100.0%	Fully Drawn	Ministry of Environment	The project financed Forestry Development	Closed		-	0.75	-	XDR 839,923.84 in 1 Other Repayments starting 01/10/2031 AND XDR 32,756,529.00 in 39 Equal Repayments starting 01/04/2012 AND XDR 8,399,100.00 in 20 Equal Repayments starting 01/04/2002
1992006_1	Kericho - Sotik Road	European Economic Community	Multilateral	GOK	02/07/1992	01/01/2032	1,444,046	EUR	824,362.92	1,444,046	100.0%	Fully Drawn	State Department for Roads	construction of Kericho - Sotik Road	Completed	Kericho	-	2.00	-	XEU 2,622,023.00 in 60 Percentage Based Repayments starting 01/07/2002 AND XEU 2,622,023.00 in 60 Percentage Based Repayments starting 01/07/2002
1992003_1	Second Mombasa and Coastal Water Supply Project	International Development Association	Multilateral	GOK	13/03/1992	01/01/2032	31,665,760	XDR	10,766,374.71	31,665,760	100.0%	Fully Drawn	Ministry of Environment	The project financed Forestry Development	Closed		-	0.75	-	XDR 633,334.71 in 1 Equal Repayments starting 01/01/2032 AND XDR 24,699,285.00 in 39 Equal Repayments starting 01/07/2012 AND XDR 6,333,140.00 in 20 Equal Repayments starting 01/07/2002
1992002_1	Parastatal Reform and Privatization Technical Assistance Project	International Development Association	Multilateral	GOK	28/12/1992	01/09/2032	15,139,983	XDR	5,753,223.70	15,139,983	100.0%	Fully Drawn	Ministry of Environment	The project financed Forestry Development	Closed		-	0.75	-	XDR 302,841.70 in 1 Other Repayments starting 01/09/2032 AND XDR 11,809,161.00 in 39 Equal Repayments starting 01/03/2013 AND XDR 3,027,980.00 in 20 Equal Repayments starting 01/03/2003
1991050_1	Nyayo Tea Zone Development Co-operation	African Development Fund	Multilateral	GOK	28/11/1991	01/07/2041	691,340	CHF	373,323.86	691,340	100.0%	Fully Drawn	Nyayo Tea Zone Development Co-operation	The overall objective of the project is to protect and conserve the country's gazetted forests through the establishment of buffer zones made of tea belts and forestry plantations.	Completed	Nationwide	-	0.75	-	CHF 622,206.44 in 60 Equal Repayments starting 01/01/2012 AND CHF 69,134.05 in 20 Equal Repayments starting 01/01/2002
1991049_1	Nyayo Tea Zone Development Co-operation	African Development Fund	Multilateral	GOK	28/11/1991	01/07/2041	4,410,428	USD	2,557,326.14	4,410,428	100.0%	Fully Drawn	Nyayo Tea Zone Development Co-operation	The overall objective of the project is to protect and conserve the country's gazetted forests through the establishment of buffer zones made of tea belts and forestry plantations.	Completed	Nationwide	-	0.75	-	USD 4,049,099.88 in 57 Equal Repayments starting 01/07/2013 AND USD 69,363.35 in 1 Equal Repayments starting 01/01/2013 AND USD 67,376.48 in 2 Equal Repayments starting 01/01/2012 AND USD 224,588.40 in 20 Equal Repayments starting 01/01/2002
1991044_1	Agricultural Sector Adjustment Programme	African Development Fund	Multilateral	GOK	28/11/1991	01/07/2041	11,842,651	USD	6,891,008.90	11,842,651	100.0%	Fully Drawn	Ministry of Finance	The objectives of ASAP II are to: (a) accelerate agricultural growth through smallholders, while safeguarding the environment; (b) improve public sector resource use in agriculture	Completed	Nationwide	-	0.75	-	USD 11,102,180.79 in 58 Equal Repayments starting 01/01/2013 AND USD 170,877.76 in 2 Equal Repayments starting 01/01/2012 AND USD 569,592.60 in 20 Equal Repayments starting 01/01/2002
1991041_1	Ziwa-Kitale Road Project	African Development Fund	Multilateral	GOK	28/11/1991	01/07/2041	12,276,222	USD	6,808,140.56	12,276,222	100.0%	Fully Drawn	Ministry of Public Works	The project include construction works for the upgrading of the two-lane asphalt standard gravel road from south of Ziwa to Kitale (63 km)	Completed	Trans- Nzoia and Uasin Gishu	-	0.75	-	USD 10,968,670.90 in 58 Equal Repayments starting 01/01/2013 AND USD 301,742.52 in 2 Equal Repayments starting 01/01/2012 AND USD 1,005,808.40 in 20 Equal Repayments starting 01/01/2002
1991038_1	Ziwa-Kitale Road Project	African Development Fund	Multilateral	GOK	28/11/1991	01/07/2041	1,110,121	CHF	599,465.39	1,110,121	100.0%	Fully Drawn	Ministry of Public Works	The project include construction works for the upgrading of the two-lane asphalt standard gravel road from south of Ziwa to Kitale (63 km)	Completed	Trans- Nzoia and Uasin Gishu	-	0.75	-	CHF 999,109.14 in 60 Equal Repayments starting 01/01/2012 AND CHF 111,012.13 in 20 Equal Repayments starting 01/01/2002

LOAN #	LOAN TITLE	CREDITOR NAME	CREDITOR CATEGORY	BORROWER	AGREEMENT DATE	MATURITY DATE	REVISED FINANCIAL AMOUNT (Tranche)	CURR	PRINCIPLE BALANCE AS AT 31/08/2023 (FX)	DRAWN AMOUNT	DISBURSEMENT RATE	UNDRAWN AMOUNT	IMPLEMENTING AGENCY	PROJECT DESCRIPTION	PROJECT IMPLEMENTATION STATUS	COUNTY	COMMITMENT FEES SINCE 2012 (KSHS)	Fixed Interest Rate	Variable (Margin) Interest Rate	No. Principal Repayments
1991031_1	Rural Roads Upgrading Project - ADF	African Development Fund	Multilateral	GOK	03/02/1991	01/01/2041	14,794,428	USD	11,075,304.42	14,794,428	100.0%	Fully Drawn	Ministry of Public Works	To stimulate the social and economic activity in target rural areas by providing all weather roads which will reduce vehicle operating costs and encourage improved transport services.	Completed	-	-	0.75	-	USD 11,391,742.00 in 36 Equal Repayments starting 01/07/2023 AND USD 6,328,745.40 in 20 Equal Repayments starting 01/07/2013 AND USD 887,678.61 in 4 Equal Repayments starting 01/07/2011 AND USD 1,405,470.66 in 19 Equal Repayments starting 01/01/2002 AND USD 73,791.56 in 1 Other Repayments starting 01/07/2001
1991028_1	Rural Roads Upgrading Project - ADF	African Development Fund	Multilateral	GOK	03/02/1991	01/01/2041	2,042,534	CHF	1,072,330.50	2,042,534	100.0%	Fully Drawn	Ministry of Public Works	To stimulate the social and economic activity in target rural areas by providing all weather roads which will reduce vehicle operating costs and encourage improved transport services.	Completed	-	-	0.75	-	CHF 1,838,280.90 in 60 Equal Repayments starting 01/07/2011 AND CHF 204,253.43 in 20 Equal Repayments starting 01/07/2001
1991015_1	Universities Investment Project	International Development Association	Multilateral	GOK	11/12/1991	01/11/2031	38,463,114	XDR	13,077,467.53	38,463,114	100.0%	Fully Drawn	Ministry of Environment	The project financed Forestry Development	Closed		-	0.75	-	XDR 769,275.53 in 1 Equal Repayments starting 01/11/2031 AND XDR 30,001,218.00 in 39 Equal Repayments starting 01/05/2012 AND XDR 7,692,620.00 in 20 Equal Repayments starting 01/05/2002
1991014_1	Health Rehabilitation Project	International Development Association	Multilateral	GOK	11/12/1991	15/08/2031	19,504,597	XDR	6,241,513.35	19,504,597	100.0%	Fully Drawn	Ministry of Environment	The project financed Forestry Development	Closed		-	0.75	-	XDR 390,148.35 in 1 Other Repayments starting 15/08/2031 AND XDR 15,213,549.00 in 39 Equal Repayments starting 15/02/2012 AND XDR 3,900,900.00 in 20 Equal Repayments starting 15/02/2002
1991009_1	Education Sector Adjustment Credit	International Development Association	Multilateral	GOK	13/09/1991	15/03/2031	143,850,000	XDR	46,032,000.00	143,850,000	100.0%	Fully Drawn	Ministry of Environment	The project financed Forestry Development	Closed		-	0.75	-	XDR 115,080,000.00 in 40 Equal Repayments starting 15/09/2011 AND XDR 28,770,000.00 in 20 Equal Repayments starting 15/09/2001
1991008_1	Coast -ASAL- Development Project	International Fund For Agricultural Dev.	Multilateral	GOK	29/05/1991	15/07/2040	5,987,096	XDR	2,455,851.60	5,987,096	100.0%	Fully Drawn			Closed		-	1.00	-	XDR 72,195.60 in 1 Other Repayments starting 15/07/2040 AND XDR 5,417,400.00 in 75 Equal Repayments starting 15/01/2003 AND XDR 497,500.00 in 4 Equal Repayments starting 15/07/2001
1991007_1	Farmers Group and Community Support Project	International Fund For Agricultural Dev.	Multilateral	GOK	29/05/1991	15/07/2040	983,044	XDR	417,795.62	983,044	100.0%	Fully Drawn			Closed		-	1.00	-	XDR 983,040.00 in 80 Equal Repayments starting 15/01/2001
1991003_1	Second Agricultural Sector Adjustment Credit	International Development Association	Multilateral	GOK	21/02/1991	15/09/2030	25,860,443	XDR	7,758,208.48	25,860,443	100.0%	Fully Drawn	Ministry of Environment	The project financed Forestry Development	Closed		-	0.75	-	XDR 517,310.48 in 1 Other Repayments starting 15/09/2030 AND XDR 20,171,073.00 in 39 Equal Repayments starting 15/03/2011 AND XDR 5,172,060.00 in 20 Equal Repayments starting 15/03/2001
1991002_1	Second National Agricultural Extension Project	International Development Association	Multilateral	GOK	21/02/1991	15/07/2030	11,532,380	XDR	3,229,097.90	11,532,380	100.0%	Fully Drawn	Ministry of Environment	The project financed Forestry Development	Closed		-	0.75	-	XDR 230,686.90 in 1 Equal Repayments starting 15/07/2030 AND XDR 8,995,233.00 in 39 Equal Repayments starting 15/01/2011 AND XDR 2,306,460.00 in 20 Equal Repayments starting 15/01/2001
1991001_1	Forestry Development Project	International Development Association	Multilateral	GOK	21/02/1991	15/10/2030	12,023,893	XDR	3,607,208.45	12,023,893	100.0%	Fully Drawn	Ministry of Environment	The project financed Forestry Development	Closed		-	0.75	-	XDR 240,530.45 in 1 Other Repayments starting 15/10/2030 AND XDR 9,378,603.00 in 39 Equal Repayments starting 15/04/2011 AND XDR 2,404,760.00 in 20 Equal Repayments starting 15/04/2001
1990018_2	Export Development Project	International Development Association	Multilateral	GOK	21/12/1990	15/10/2030	37,300,000	XDR	11,190,000.00	Rescheduled/BR	Rescheduled/BR	Fully Drawn	Ministry of Environment	The project financed Export Development	Closed		-	0.75	-	XDR 29,840,000.00 in 40 Equal Repayments starting 15/04/2011 AND XDR 7,460,000.00 in 20 Equal Repayments starting 15/04/2001
1990018_1	Export Development Project	International Development Association	Multilateral	GOK	21/12/1990	15/10/2030	69,444,657	XDR	20,833,398.00	69,444,657	100.0%	Fully Drawn		The project financed Export Development	Closed		-	0.75	-	XDR 1,388,898.60 in 1 Equal Repayments starting 15/10/2030 AND XDR 54,166,827.00 in 39 Equal Repayments starting 15/04/2011 AND XDR 13,888,931.40 in 20 Equal Repayments starting 15/04/2001
1990004_1	Financial Parastatals Technical Assistance Project	International Development Association	Multilateral	GOK	18/06/1990	01/02/2030	2,575,566	XDR	669,669.21	2,575,566	100.0%	Fully Drawn		The population was for Financial Parastatals Technical Assistance Project	Closed		-	0.75	-	XDR 51,537.21 in 1 Equal Repayments starting 01/02/2030 AND XDR 2,008,929.00 in 39 Equal Repayments starting 01/08/2010 AND XDR 515,100.00 in 20 Equal Repayments starting 01/08/2000
1990003_1	Fourth Population Project	International Development Association	Multilateral	GOK	21/05/1990	15/03/2030	20,866,590	XDR	5,842,710.17	20,866,590	100.0%	Fully Drawn		The project financed Fourth Population studies	Closed		-	0.75	-	XDR 417,420.17 in 1 Other Repayments starting 15/03/2030 AND XDR 16,275,870.00 in 39 Equal Repayments starting 15/09/2010 AND XDR 4,173,300.00 in 20 Equal Repayments starting 15/09/2000
1989079_1	Thika-Makutano Road Project	African Development Fund	Multilateral	GOK	21/04/1989	01/01/2039	9,293,573	USD	4,321,511.39	9,293,573	100.0%	Fully Drawn	Ministry of Public Works	To improve service levels for road user by providing sufficient road capacity to accommodate forecast future traffic growth	Completed	Kiambu County	-	0.75	-	USD 8,364,215.80 in 60 Equal Repayments starting 01/07/2009 AND USD 929,357.29 in 20 Equal Repayments starting 01/07/1999
1989077_1	Thika-Makutano Road Project	African Development Fund	Multilateral	GOK	21/04/1989	01/01/2039	451,773	JPK	210,074.44	451,773	100.0%	Fully Drawn	Ministry of Public Works	To improve service levels for road user by providing sufficient road capacity to accommodate forecast future traffic growth	Completed	Kiambu County	-	0.75	-	JPK 406,595.70 in 60 Equal Repayments starting 01/07/2009 AND JPK 45,177.30 in 20 Equal Repayments starting 01/07/1999
1989074_1	Thika-Makutano Road Project	African Development Fund	Multilateral	GOK	21/04/1989	01/01/2039	284,890	CHF	132,473.83	284,890	100.0%	Fully Drawn	Ministry of Public Works	To improve service levels for road user by providing sufficient road capacity to accommodate forecast future traffic growth	Completed	Kiambu County	-	0.75	-	CHF 256,400.96 in 60 Equal Repayments starting 01/07/2009 AND CHF 28,489.00 in 20 Equal Repayments starting 01/07/1999

LOAN #	LOAN TITLE	CREDITOR NAME	CREDITOR CATEGORY	BORROWER	AGREEMENT DATE	MATURITY DATE	REVISED FINANCIER AMOUNT (Tranche)	CURR	PRINCIPLE BALANCE AS AT 31/08/2023 (FX)	DRAWN AMOUNT	DISBURSEMENT RATE	UNDRAWN AMOUNT	IMPLEMENTING AGENCY	PROJECT DESCRIPTION	PROJECT IMPLEMENTATION STATUS	COUNTY	COMMITMENT FEES SiINCE 2012 (KSHS)	Fixed Interest Rate	Variable (Margin) Interest Rate	No. Principal Repayments
1989072_1	Third Nairobi Water Supply Project - ADF	African Development Fund	Multilateral	GOK	21/04/1989	01/01/2039	13,377,962	USD	6,220,752.10	13,377,962	100.0%	Fully Drawn	Nairobi Water and Sewerage Company	The Project consists of : i) Construction of Earth-fill embankment on the Thika River; (max height 65m); ii) construction of 4.7 km. long raw water transmission tunnel of 2.5 m diameter; iii) construction of raw water amd treated water transmission mains (total lenght 44 km, diameter ranging from 700 mm to 1400 mm); iv) Extension of the capacity of existing Ngethu Water Treatment plant by 260,000 cu.m/day, v) construction of one 2400 cu.m and two 1100 cu.m capacity reinforced concrete service reservoirs and a booster pumping station at Gigiri, Nairobi; vi) Provision of instrumentation for telemetric information and control for the Nairobi Water Supply Scheme; vii) extension of the Dandora Sewage Treatment Works; viii) construction of staff housing and offices, and service roads; ix) distribution system extension, totalling 44 km in length with diameters varying from 200 mm to 100 mm; x) technical assistance and training for continued institutional development, regional studies and construction	Complete	Nairobi	-	0.75	-	USD 12,040,165.36 in 60 Equal Repayments starting 01/07/2009 AND USD 1,337,796.15 in 20 Equal Repayments starting 01/07/1999
1989071_1	Third Nairobi Water Supply Project - ADF	African Development Fund	Multilateral	GOK	21/04/1989	01/01/2039	190,180	JPK	88,433.57	190,180	100.0%	Fully Drawn	Nairobi Water and Sewerage Company	The Project consists of : i) Construction of Earth-fill embankment on the Thika River; (max height 65m); ii) construction of 4.7 km. long raw water transmission tunnel of 2.5 m diameter; iii) construction of raw water amd treated water transmission mains (total lenght 44 km, diameter ranging from 700 mm to 1400 mm); iv) Extension of the capacity of existing Ngethu Water Treatment plant by 260,000 cu.m/day, v) construction of one 2400 cu.m and two 1100 cu.m capacity reinforced concrete service reservoirs and a booster pumping station at Gigiri, Nairobi; vi) Provision of instrumentation for telemetric information and control for the Nairobi Water Supply Scheme; vii) extension of the Dandora Sewage Treatment Works; viii) construction of staff housing and offices, and service roads; ix) distribution system extension, totalling 44 km in length with diameters varying from 200 mm to 100 mm; x) technical assistance and training for continued institutional development, regional studies and construction	Completed	Nairobi	-	0.75	-	JPK 171,161.74 in 60 Equal Repayments starting 01/07/2009 AND JPK 19,017.97 in 20 Equal Repayments starting 01/07/1999
1989070_1	Third Nairobi Water Supply Project - ADF	African Development Fund	Multilateral	GOK	21/04/1989	01/01/2039	1,780,091	DKK	827,742.09	1,780,091	100.0%	Fully Drawn	Nairobi Water and Sewerage Company	The Project consists of : i) Construction of Earth-fill embankment on the Thika River; (max height 65m); ii) construction of 4.7 km. long raw water transmission tunnel of 2.5 m diameter; iii) construction of raw water amd treated water transmission mains (total lenght 44 km, diameter ranging from 700 mm to 1400 mm); iv) Extension of the capacity of existing Ngethu Water Treatment plant by 260,000 cu.m/day, v) construction of one 2400 cu.m and two 1100 cu.m capacity reinforced concrete service reservoirs and a booster pumping station at Gigiri, Nairobi; vi) Provision of instrumentation for telemetric information and control for the Nairobi Water Supply Scheme; vii) extension of the Dandora Sewage Treatment Works; viii) construction of staff housing and offices, and service roads; ix) distribution system extension, totalling 44 km in length with diameters varying from 200 mm to 100 mm; x) technical assistance and training for continued institutional development, regional studies and construction	Completed	Nairobi	-	0.75	-	DKK 1,602,081.93 in 60 Equal Repayments starting 01/07/2009 AND DKK 178,009.08 in 20 Equal Repayments starting 01/07/1999

LOAN #	LOAN TITLE	CREDITOR NAME	CREDITOR CATEGORY	BORROWER	AGREEMENT DATE	MATURITY DATE	REVIS... FINANI... AMOUNT (Tranche)	...IR	PRINCIPLE BALANCE AS AT 31/08/2023 (FX)	DRAWN AMOUNT	DISBURSEMENT RATE	UNDRAWN AMOUNT	IMPLEMENTING AGENCY	PROJ... ...PTION	PROJECT IMPLEMENTATION STATUS	COUNTY	COMMITMENT FEES SIINCE 2012 (KSHS)	Fixed Interest Rate	Variable (Margin) Interest Rate	No. Principal Repayments
1989068_1	Third Nairobi Water Supply Project - ADF	African Development Fund	Multilateral	GOK	21/04/1989	01/01/2039	1,287,121	CHF	598,511.17	1,287,121	100.0%	Fully Drawn	Nairobi Water and Sewerage Company	The Project consists of : i) Construction of Earth-fill embankment on the Thika River; (max height 65m); ii) construction of 4.7 km, long raw water transmission tunnel of 2.5 m diameter; iii) construction of raw water amd treated water transmission mains (total lenght 44 km, diameter ranging from 700 mm to 1400 mm); iv) Extension of the capacity of existing Ngethu Water Treatment plant by 260,000 cu.m/day, v) construction of one 2400 cu.m and two 1100 cu.m capacity reinforced concrete service reservoirs and a booster pumping station at Gigiri, Nairobi; vi) Provision of instrumentation for telemetric information and control for the Nairobi Water Supply Scheme; vii) extension of the Dandora Sewage Treatment Works; viii) construction of staff housing and offices, and service roads; ix) distribution system extension, totalling 44 km in length with diameters varying from 200 mm to 100 mm; x) technical assistance and training for continued institutional development, regional studies and construction	Completed	Nairobi	-	0.75	-	CHF 1,158,408.72 in 60 Equal Repayments starting 01/07/2009 AND CHF 128,712.20 in 20 Equal Repayments starting 01/01/1999
1989067_1	Industrial Sector Adjustment Loan-ISAP	African Development Fund	Multilateral	GOK	21/04/1989	01/01/2039	6,838,683	USD	3,179,987.41	6,838,683	100.0%	Fully Drawn	Ministry of Trade and Industry	The project financed the foreign exchange cost of eligible imports (manufacturing inputs, raw materials, fuel, machinery and equipment, and spare parts) by both public and private importers in the industrial sector. The importation is partly to cater for the existing demand, and also to meet the expected increase in demand for imports arising from the improved policy environment.	Completed	Nationwide	-	0.75	-	USD 6,154,814.35 in 60 Equal Repayments starting 01/07/2009 AND USD 683,868.26 in 20 Equal Repayments starting 01/07/1999
1989066_1	Industrial Sector Adjustment Loan-ISAP	African Development Fund	Multilateral	GOK	21/04/1989	01/01/2039	11,099	JPK	5,161.09	11,099	100.0%	Fully Drawn	Ministry of Trade and Industry	The project financed the foreign exchange cost of eligible imports (manufacturing inputs, raw materials, fuel, machinery and equipment, and spare parts) by both public and private importers in the industrial sector. The importation is partly to cater for the existing demand, and also to meet the expected increase in demand for imports arising from the improved policy environment.	Completed	Nationwide	-	0.75	-	JPK 9,989.21 in 60 Equal Repayments starting 01/07/2009 AND JPK 1,109.91 in 20 Equal Repayments starting 01/07/1999
1989028_1	Second Coffee Improvement Project	International Development Association	Multilateral	GOK	16/10/1989	15/07/2029	32,752,709	XDR	7,860,657.00	32,752,709	100.0%	Fully Drawn		The project financed Baringo Pilot Semi Arid Area development	Closed	Baringo	-	0.75	-	XDR 655,055.30 in 1 Other Repayments starting 15/07/2029 AND XDR 25,547,106.00 in 39 Equal Repayments starting 15/01/2010 AND XDR 6,550,540.00 in 20 Equal Repayments starting 15/01/2000
1989026_1	Kwale and Kilifi District Developmnet Project	International Fund For Agricultural Dev.	Multilateral	GOK	24/05/1989	15/07/2039	2,763,231	XDR	1,070,771.25	2,763,231	100.0%	Fully Drawn			Closed		-	1.00	-	XDR 31.25 in 1 Other Repayments starting 15/07/2039 AND XDR 2,763,200.00 in 80 Equal Repayments starting 15/07/1999

LOAN #	LOAN TITLE	CREDITOR NAME	CREDITOR CATEGORY	BORROWER	AGREEMENT DATE	MATURITY DATE	REVISED FINANCIAL AMOUNT (Tranche)	CURR	PRINCIPLE BALANCE AS AT 31/08/2023 (FX)	DRAWN AMOUNT	DISBURSEMENT RATE	UNDRAWN AMOUNT	IMPLEMENTING AGENCY	PROJECT DESCRIPTION	PROJECT IMPLEMENTATION STATUS	COUNTY	COMMITMENT FEES SIINCE 2012 (KSHS)	Fixed Interest Rate	Variable (Margin) Interest Rate	No. Principal Repayments
1989017_1	Third Nairobi Water Supply	International Development Association	Multilateral	GOK	15/08/1989	01/04/2024	47,842,069	XDR	2,392,141.30	47,842,069	100.0%	Fully Drawn		The project financed Baringo Pilot Semi Arid Area development	Closed	Baringo	-	0.75	-	XDR 1,196,090.30 in 1 Other Repayments starting 01/04/2024 AND XDR 34,685,479.00 in 29 Equal Repayments starting 01/10/2009 AND XDR 11,960,500.00 in 20 Equal Repayments starting 01/10/1999
1989016_1	Financial Sector Technical Assistance	International Development Association	Multilateral	GOK	12/07/1989	01/03/2024	796,008	XDR	39,818.06	796,008	100.0%	Fully Drawn		The project financed Baringo Pilot Semi Arid Area development	Closed	Baringo	-	0.75	-	XDR 19,918.06 in 1 Other Repayments starting 01/03/2024 AND XDR 577,100.00 in 29 Equal Repayments starting 01/09/2009 AND XDR 198,990.00 in 20 Equal Repayments starting 01/09/1999
1989015_3	Financial Sector Adjustment Credit.	International Development Association	Multilateral	GOK	12/07/1989	01/03/2024	48,200,000	XDR	2,410,000.00	Rescheduled/BR	Rescheduled/BR	Fully Drawn		The project financed Baringo Pilot Semi Arid Area development	Closed	Baringo	-	0.75	-	XDR 36,150,000.00 in 30 Equal Repayments starting 01/09/2009 AND XDR 12,050,000.00 in 20 Equal Repayments starting 01/09/1999
1989015_2	Financial Sector Adjustment Credit.	International Development Association	Multilateral	GOK	12/07/1989	01/03/2024	35,300,000	XDR	1,765,000.00	Rescheduled/BR	Rescheduled/BR	Fully Drawn		The project financed Baringo Pilot Semi Arid Area development	Closed	Baringo	-	0.75	-	XDR 26,475,000.00 in 30 Equal Repayments starting 01/09/2009 AND XDR 8,825,000.00 in 20 Equal Repayments starting 01/09/1999
1989015_1	Financial Sector Adjustment Credit.	International Development Association	Multilateral	GOK	12/07/1989	01/03/2024	92,900,000	XDR	4,645,000.00	92,900,000	100.0%	Fully Drawn		The project financed Baringo Pilot Semi Arid Area development	Closed	Baringo	-	0.75	-	XDR 69,675,000.00 in 30 Equal Repayments starting 01/09/2009 AND XDR 23,225,000.00 in 20 Equal Repayments starting 01/09/1999
1988024_1	Northern Corridor Transport Programme	European Economic Community	Multilateral	GOK	04/08/1988	15/07/2028	19,957,015	EUR	3,799,612.82	19,957,015	100.0%	Fully Drawn	State Deaprtment for Transport	Construction of Northern Corridor Transport Programme	Completed		-	2.00	-	XEU 20,178,507.58 in 60 Percentage Based Repayments starting 15/01/1999 AND XEU 20,178,507.58 in 60 Percentage Based Repayments starting 15/01/1999
1988006_1	The Support of Agriculture Sector Project	Government of Saudi Arabia	Bilateral	GOK	04/01/1988	15/07/2037	15,000,000	SAR	5,250,000.00	15,000,000	100.0%	Fully Drawn					-	1.00	-	SAR 15,000,000.00 in 80 Equal Repayments starting 15/01/1998
1988005_1	Rehabilitation of Kiganjo-Nanyuki Road	European Economic Community	Multilateral	GOK	08/03/1988	01/12/2027	10,641,866	EUR	1,808,053.08	10,641,866	100.0%	Fully Drawn	State Department for Roads	Rehabilitation of Kiganjo-Nanyuki Road	Completed	Laikipia	-	2.00	-	XEU 10,336,444.58 in 58 Percentage Based Repayments starting 01/06/1999 AND XEU 10,641,866.14 in 60 Percentage Based Repayments starting 01/06/1998
1988004_1	Industrial Sector Adjustment Credit	International Development Association	Multilateral	GOK	01/07/1988	15/02/2038	7,200,000	XDR	3,132,000.00	7,200,000	100.0%	Fully Drawn		The project financed Baringo Pilot Semi Arid Area development	Closed	Baringo	-	0.75	-	XDR 6,480,000.00 in 60 Equal Repayments starting 15/08/2008 AND XDR 720,000.00 in 20 Equal Repayments starting 15/08/1998
1987035_1	West Kenya Rainfed Rice Development Project	African Development Fund	Multilateral	GOK	28/01/1987	01/01/2037	9,415,833	USD	3,813,412.54	9,415,833	100.0%	Fully Drawn	Lake BASIN Development Authority	The main objectives of the project are to (a) improve the food self reliance position of Kenya; (b) to create employment (c) to improve balance of trade;	Completed	Kakamega Vihiga Trans Nzoia	-	0.75	-	USD 8,474,250.09 in 60 Equal Repayments starting 01/07/2007 AND USD 47,351.57 in 1 Other Repayments starting 01/01/2007 AND USD 470,791.70 in 10 Equal Repayments starting 01/01/2002 AND USD 376,737.12 in 8 Equal Repayments starting 01/01/1998 AND USD 46,702.95 in 1 Other Repayments starting 01/01/1997
1987034_1	West Kenya Rainfed Rice Development Project	African Development Fund	Multilateral	GOK	28/01/1987	01/01/2037	885,511	SEK	358,631.78	885,511	100.0%	Fully Drawn	Lake BASIN Development Authority	The main objectives of the project are to (a) improve the food self reliance position of Kenya; (b) to create employment (c) to improve balance of trade;	Completed	Kakamega Vihiga Trans Nzoia	-	0.75	-	SEK 796,959.67 in 60 Equal Repayments starting 01/07/2007 AND SEK 88,551.07 in 20 Equal Repayments starting 01/07/1997
1987031_1	West Kenya Rainfed Rice Development Project	African Development Fund	Multilateral	GOK	28/01/1987	01/01/2037	105,539	JPK	42,743.27	105,539	100.0%	Fully Drawn	Lake BASIN Development Authority	The main objectives of the project are to (a) improve the food self reliance position of Kenya; (b) to create employment (c) to improve balance of trade;	Completed	Kakamega Vihiga Trans Nzoia	-	0.75	-	JPK 94,985.17 in 60 Equal Repayments starting 01/07/2007 AND JPK 3,363.67 in 5 Equal Repayments starting 01/01/2005 AND JPK 1,583.09 in 3 Equal Repayments starting 01/07/2003 AND JPK 1,583.09 in 3 Equal Repayments starting 01/01/2002 AND JPK 1,780.85 in 3 Equal Repayments starting 01/07/2000 AND JPK 413.71 in 1 Other Repayments starting 01/01/2000 AND JPK 1,829.57 in 5 Equal Repayments starting 01/07/1997
1987028_1	West Kenya Rainfed Rice Development Project	African Development Fund	Multilateral	GOK	28/01/1987	01/01/2037	4,293,887	DKK	1,739,024.42	4,293,887	100.0%	Fully Drawn	Lake BASIN Development Authority	The main objectives of the project are to (a) improve the food self reliance position of Kenya; (b) to create employment (c) to improve balance of trade;	Completed	Kakamega Vihiga Trans Nzoia	-	0.75	-	DKK 3,864,498.71 in 60 Equal Repayments starting 01/07/2007 AND DKK 429,388.75 in 20 Equal Repayments starting 01/07/1997
1987026_1	West Kenya Rainfed Rice Development Project	African Development Fund	Multilateral	GOK	28/01/1987	01/01/2037	1,282,707	CHF	519,496.41	1,282,707	100.0%	Fully Drawn	Lake BASIN Development Authority	The main objectives of the project are to (a) improve the food self reliance position of Kenya; (b) to create employment (c) to improve balance of trade;	Completed	Kakamega Vihiga Trans Nzoia	-	0.75	-	CHF 1,154,436.46 in 60 Equal Repayments starting 01/07/2007 AND CHF 128,270.72 in 20 Equal Repayments starting 01/07/1997
1987013_1	Tambach - Biretwo Road	European Economic Community	Multilateral	GOK	03/03/1987	15/09/2026	3,428,800	EUR	455,344.65	3,428,800	100.0%	Fully Drawn	State Department for Roads	Construction of Tambach - Biretwo Road	Completed	Elgeyo Marakwet	-	2.00	-	XEU 3,230,958.30 in 56 Percentage Based Repayments starting 15/03/1999 AND XEU 3,428,800.06 in 60 Percentage Based Repayments starting 15/03/1997
1987009_1	Second Railway Project	International Development Association	Multilateral	GOK	24/09/1987	15/02/2037	19,657,852	XDR	7,961,461.07	19,657,852	100.0%	Fully Drawn		The project financed Baringo Pilot Semi Arid Area development	Closed	Baringo	-	0.75	-	XDR 294,919.00 in 1 Other Repayments starting 15/02/2037 AND XDR 17,397,153.00 in 59 Equal Repayments starting 15/08/2007 AND XDR 1,965,780.00 in 20 Equal Repayments starting 15/08/1997
1987006_1	Animal Health Services Project	International Development Association	Multilateral	GOK	06/03/1987	15/01/2037	8,334,128	XDR	3,375,365.00	8,334,128	100.0%	Fully Drawn		The project financed Baringo Pilot Semi Arid Area development	Closed	Baringo	-	0.75	-	XDR 12.80 in 1 Other Repayments starting 15/01/2037 AND XDR 125,066.20 in 1 Other Repayments starting 15/01/2037 AND XDR 7,375,649.00 in 59 Equal Repayments starting 15/07/2007 AND XDR 833,400.00 in 20 Equal Repayments starting 15/07/1997
1987005_1	Agricultural Sector Adjustment Credit.	International Development Association	Multilateral	GOK	10/02/1987	15/01/2036	35,200,000	XDR	13,200,000.00	35,200,000	100.0%	Fully Drawn		The project financed Baringo Pilot Semi Arid Area development	Closed	Baringo	-	0.75	-	XDR 31,680,000.00 in 60 Equal Repayments starting 15/07/2006 AND XDR 3,520,000.00 in 20 Equal Repayments starting 15/07/1996
1987004_1	Agricultural Sector Management Project.	International Development Association	Multilateral	GOK	10/02/1987	15/08/2035	9,887,883	XDR	3,707,972.84	9,887,883	100.0%	Fully Drawn		The project financed Baringo Pilot Semi Arid Area development	Closed	Baringo	-	0.75	-	XDR 148,340.84 in 1 Other Repayments starting 15/02/2032 AND XDR 8,750,762.00 in 59 Equal Repayments starting 15/08/2006 AND XDR 988,780.00 in 20 Equal Repayments starting 15/08/1996

LOAN #	LOAN TITLE	CREDITOR NAME	CREDITOR CATEGORY	BORROWER	AGREEMENT DATE	MATURITY DATE	REVIS... FINANC... AMOUNT (Tranche)	...R	PRINCIPLE BALANCE AS AT 31/08/2023 (FX)	DRAWN AMOUNT	DISBURSEMENT RATE	UNDRAWN AMOUNT	IMPLEMENTING AGENCY	PROJ... ...TION	PROJECT IMPLEMENTATION STATUS	COUNTY	COMMITMENT FEES SIINCE 2012 (KSHS)	Fixed Interest Rate	Variable (Margin) Interest Rate	No. Principal Repayments
1987003_1	Agricultural Sector Adjustment Credit.	International Development Association	Multilateral	GOK	10/02/1987	15/01/2036	17,599,998	XDR	6,600,000.00	17,599,998	100.0%	Fully Drawn		The project financed Baringo Pilot Semi Arid Area development	Closed	Baringo	-	0.75	-	XDR 15,840,000.00 in 60 Equal Repayments starting 15/07/2006 AND XDR 1,672,000.00 in 19 Equal Repayments starting 15/01/1997 AND XDR 87,998.24 in 1 Equal Repayments starting 15/07/1996
1986101_8	Importation of Telecommunication Equipment	Government of Italy	Bilateral	KPTC	30/04/1986	15/12/2023	139,237	USD	-	139,237	100.0%	Fully Drawn	State Department of Energy	The project involved importation of telecommunication equipment	Closed project		-	2.50	-	
1986101_7	Importation of Telecommunication Equipment	Government of Italy	Bilateral	KPTC	30/04/1986	15/12/2023	34,235	USD	-	34,235	100.0%	Fully Drawn	State Department of Energy	The project involved importation of telecommunication equipment	Closed project		-	2.50	-	
1986101_5	Importation of Telecommunication Equipment	Government of Italy	Bilateral	KPTC	30/04/1986	15/12/2023	365,874	USD	-	365,874	100.0%	Fully Drawn	State Department of Energy	The project involved importation of telecommunication equipment	Closed project		-	2.50	-	
1986101_2	Importation of Telecommunication Equipment	Government of Italy	Bilateral	KPTC	30/04/1986	15/12/2023	1,252,235	USD	-	1,252,235	100.0%	Fully Drawn	State Department of Energy	The project involved importation of telecommunication equipment	Closed project		-	2.50	-	
1986027_1	Rural Health Programme	African Development Fund	Multilateral	GOK	27/01/1986	01/01/2036	7,130,370	USD	2,673,889.43	7,130,370	100.0%	Fully Drawn	Ministry of Finance	To improve the health status of the rural and semi-rural population of Kenya	Completed	Nationwide	-	0.75	-	Various Unequal repayments
1986026_1	Rural Health Programme	African Development Fund	Multilateral	GOK	27/01/1986	01/01/2036	125,687	JPK	47,132.63	125,687	100.0%	Fully Drawn	Ministry of Finance	To improve the health status of the rural and semi-rural population of Kenya	Completed	Nationwide	-	0.75	-	JPK 1,885.19 in 1 Other Repayments starting 01/01/2036 AND JPK 111,233.41 in 59 Equal Repayments starting 01/07/2006 AND JPK 2,352.87 in 3 Equal Repayments starting 01/01/2005 AND JPK 3,770.62 in 6 Equal Repayments starting 01/01/2002 AND JPK 5,442.95 in 8 Equal Repayments starting 01/01/1998 AND JPK 483.66 in 1 Other Repayments starting 01/07/1997 AND JPK 347.48 in 1 Other Repayments starting 01/01/1997 AND JPK 171.32 in 1 Other Repayments starting 01/07/1996
1986023_1	Rural Health Programme	African Development Fund	Multilateral	GOK	27/01/1986	01/01/2036	1,808,114	CHF	678,043.35	1,808,114	100.0%	Fully Drawn	Ministry of Finance	To improve the health status of the rural and semi-rural population of Kenya	Completed	Nationwide	-	0.75	-	CHF 27,121.99 in 1 Other Repayments starting 01/01/2036 AND CHF 1,600,180.30 in 59 Equal Repayments starting 01/07/2006 AND CHF 180,811.43 in 20 Equal Repayments starting 01/07/1996
1986021_1	Turbo - Webuye Road Project.	European Economic Community	Multilateral	GOK	24/04/1986	15/04/2026	8,580,554	EUR	979,041.22	8,580,554	100.0%	Fully Drawn	State Department for Roads	Construction of Turbo - Webuye Road Project.	Completed	Kakamega County	-	2.00	-	XEU 7,960,179.69 in 55 Percentage Based Repayments starting 15/04/1999 AND XEU 8,580,553.72 in 60 Percentage Based Repayments starting 15/10/1996
1986016_1	Agricultural Development Programme Phase II	Government of United States of America	Bilateral	GOK	14/08/1986	02/09/2027	1,536,198	USD	362,365.08	1,536,198	100.0%	Fully Drawn					-	2.00	-	USD 1,706,836.30 in 60 Annuity starting 02/03/1998 AND USD 17,477.70 in 1 Other Repayments starting 02/09/1997
1986014_1	Second Small Scale Industry Credit Project	International Development Association	Multilateral	GOK	07/11/1986	15/08/2036	1,129,934	XDR	440,742.44	1,129,934	100.0%	Fully Drawn		The project financed Baringo Pilot Semi Arid Area development	Closed	Baringo	-	0.75	-	XDR 17,042.43 in 1 Other Repayments starting 15/08/2036 AND XDR 999,932.00 in 59 Equal Repayments starting 15/02/2007 AND XDR 112,960.00 in 20 Equal Repayments starting 15/02/1997
1986006_1	Petroleum Exp.Technical Assistance.	International Development Association	Multilateral	GOK	11/07/1986	15/02/2036	5,490,412	XDR	2,058,911.81	5,490,412	100.0%	Fully Drawn		The project financed Baringo Pilot Semi Arid Area development	Closed	Baringo	-	0.75	-	XDR 82,358.82 in 1 Other Repayments starting 15/02/2036 AND XDR 4,859,004.00 in 59 Equal Repayments starting 15/08/2006 AND XDR 549,040.00 in 20 Equal Repayments starting 15/08/1996
1986004_1	Animal Health Services Rehabilitation Programme	International Fund For Agricultural Dev.	Multilateral	GOK	21/07/1986	01/02/2036	5,934,603	XDR	1,854,593.39	5,934,603	100.0%	Fully Drawn			Closed		-	1.00	-	XDR 74,225.39 in 1 Other Repayments starting 01/02/2036 AND XDR 5,860,378.00 in 79 Equal Repayments starting 01/08/1996
1986003_1	Sixth Education Project	International Development Association	Multilateral	GOK	11/07/1986	15/02/2036	35,000,000	XDR	13,125,000.00	35,000,000	100.0%	Fully Drawn		The project financed Baringo Pilot Semi Arid Area development	Closed	Baringo	-	0.75	-	XDR 31,500,000.00 in 60 Equal Repayments starting 15/08/2006 AND XDR 3,500,000.00 in 20 Equal Repayments starting 15/08/1996
1985002_1	Nairobi Third Water Supply Engineering Project	International Development Association	Multilateral	GOK	15/04/1985	15/02/2035	6,162,607	XDR	2,126,104.22	6,162,607	100.0%	Fully Drawn		The project financed Baringo Pilot Semi Arid Area development	Closed	Baringo	-	0.75	-	XDR 92,446.22 in 1 Other Repayments starting 15/02/2035 AND XDR 5,453,901.00 in 59 Equal Repayments starting 15/08/2005 AND XDR 616,260.00 in 20 Equal Repayments starting 15/08/1995
1984014_1	Geothermal Exploration Project.	International Development Association	Multilateral	GOK	28/09/1984	01/01/2034	23,099,030	XDR	7,276,500.00	23,099,030	100.0%	Fully Drawn		The project financed Baringo Pilot Semi Arid Area development	Closed	Baringo	-	0.75	-	XDR 20,790,000.00 in 60 Equal Repayments starting 01/07/2004 AND XDR 2,194,500.00 in 19 Equal Repayments starting 01/01/1995 AND XDR 114,529.58 in 1 Other Repayments starting 01/07/1994
1984013_1	Agricultural Development Programme.	Government of United States of America	Bilateral	GOK	14/09/1984	14/08/2036	12,459,317	USD	1,990,484.49	12,459,317	100.0%	Fully Drawn					-	3.00	-	Various Unequal repayments
1984006_1	Second Highway Sector Project	International Development Association	Multilateral	GOK	28/06/1984	01/02/2034	35,777,032	XDR	11,269,787.05	35,777,032	100.0%	Fully Drawn		The project financed Baringo Pilot Semi Arid Area development	Closed	Baringo	-	0.75	-	XDR 536,687.05 in 1 Other Repayments starting 01/02/2034 AND XDR 31,662,645.00 in 59 Equal Repayments starting 01/08/2004 AND XDR 3,577,700.00 in 20 Equal Repayments starting 01/08/1994
1984002_1	Rural Industrial Development Scheme	European Economic Community	Multilateral	GOK	08/05/1984	31/05/2024	440,000	EUR	16,896.00	Rescheduled/BR	Rescheduled/BR	Fully Drawn	State Department for Industrialization	Development of rural Industrial Development Scheme	Completed		-	2.00	-	XEU 382,140.00 in 51 Percentage Based Repayments starting 30/05/1999 AND XEU 440,000.00 in 60 Percentage Based Repayments starting 30/11/1994
1983062_1	Mumias - Kakamega Road Project	African Development Fund	Multilateral	GOK	11/08/1983	01/07/2033	45,509	JPK	13,804.73	45,509	100.0%	Fully Drawn	Ministry of Transport and Communication	To improve the road transport service from Mumias to Kakamega by reducing vehicle operating costs and providing acces to sugarcane in Kakamega District	Completed	Kakamega	-	0.75	-	JPK 674.19 in 1 Equal Repayments starting 01/07/2033 AND JPK 40,773.78 in 59 Equal Repayments starting 01/01/2004 AND JPK 910.17 in 4 Equal Repayments starting 01/01/2002 AND JPK 1,050.20 in 3 Equal Repayments starting 01/07/2000 AND JPK 2,100.40 in 6 Equal Repayments starting 01/07/1997
1983042_1	Mumias - Kakamega Road Project	African Development Fund	Multilateral	GOK	11/08/1983	01/01/2034	2,222,110	USD	668,901.07	2,222,110	100.0%	Fully Drawn	Ministry of Transport and Communication	To improve the road transport service from Mumias to Kakamega by reducing vehicle operating costs and providing acces to sugarcane in Kakamega District	Completed	Kakamega	-	0.75	-	Various Unequal repayments

LOAN #	LOAN TITLE	CREDITOR NAME	CREDITOR CATEGORY	BORROWER	AGREEMENT DATE	MATURITY DATE	REVI... FINAN... AMOUNT (Tranche)	RR	PRINCIPLE BALANCE AS AT 31/08/2023 (FX)	DRAWN AMOUNT	DISBURSEMENT RATE	UNDRAWN AMOUNT	IMPLEMENTING AGENCY	PROJ... PTION	PROJECT IMPLEMENTATION STATUS	COUNTY	COMMITMENT FEES SIINCE 2012 (KSHS)	Fixed Interest Rate	Variable (Margin) Interest Rate	No. Principal Repayments
1983041_1	Mumias - Kakamega Road Project	African Development Fund	Multilateral	GOK	11/08/1983	01/07/2033	115,299	GBP	34,589.81	Rescheduled/BR	Rescheduled/BR	Fully Drawn	Ministry of Transport and Communication	To improve the road transport service from Mumias to Kakamega by reducing vehicle operating costs and providing acces to sugarcane in Kakamega District	Completed	Kakamega	-	0.75	-	GBP 103,769.44 in 60 Equal Repayments starting 01/01/2004 AND GBP 11,530.00 in 20 Equal Repayments starting 01/01/1994
1983040_1	Mumias - Kakamega Road Project	African Development Fund	Multilateral	GOK	11/08/1983	01/07/2033	2,513	DKK	753.86	2,513	100.0%	Fully Drawn	Ministry of Transport and Communication	To improve the road transport service from Mumias to Kakamega by reducing vehicle operating costs and providing acces to sugarcane in Kakamega District	Completed	Kakamega	-	0.75	-	DKK 2,261.59 in 60 Equal Repayments starting 01/01/2004 AND DKK 251.20 in 20 Equal Repayments starting 01/01/1994
1983038_1	Mumias - Kakamega Road Project	African Development Fund	Multilateral	GOK	11/08/1983	01/01/2034	2,634,987	CHF	791,586.87	2,634,987	100.0%	Fully Drawn	Ministry of Transport and Communication	To improve the road transport service from Mumias to Kakamega by reducing vehicle operating costs and providing acces to sugarcane in Kakamega District	Completed	Kakamega	-	0.75	-	CHF 39,463.89 in 1 Other Repayments starting 01/01/2034 AND CHF 2,335,539.78 in 59 Equal Repayments starting 01/01/2004 AND CHF 52,699.72 in 4 Equal Repayments starting 01/01/2002 AND CHF 126,484.20 in 9 Equal Repayments starting 01/07/1997 AND CHF 27,202.90 in 2 Equal Repayments starting 01/07/1996 AND CHF 53,596.40 in 5 Equal Repayments starting 01/01/1994
1983035_1	Secondary Teacher Training College	African Development Fund	Multilateral	GOK	11/05/1983	01/01/2033	397,256	CAD	113,217.94	397,256	100.0%	Fully Drawn	Ministry of Education	Expand and supplement the already secondary teacher training institutions and thus contribute both quantity and quality solution of supply of trained teachers	Completed	Nationwide	-	0.75	-	CAD 357,530.33 in 60 Equal Repayments starting 01/07/2003 AND CAD 39,725.60 in 20 Equal Repayments starting 01/07/1993
1983034_1	Secondary Teacher Training College	African Development Fund	Multilateral	GOK	11/05/1983	01/01/2033	1,211,979	CHF	348,970.17	1,211,979	100.0%	Fully Drawn	Ministry of Education	Expand and supplement the already secondary teacher training institutions and thus contribute both quantity and quality solution of supply of trained teachers	Completed	Nationwide	-	0.75	-	CHF 991,808.55 in 54 Equal Repayments starting 01/07/2006 AND CHF 55,098.96 in 3 Equal Repayments starting 01/01/2005 AND CHF 54,539.04 in 3 Equal Repayments starting 01/07/2003 AND CHF 18,179.67 in 3 Equal Repayments starting 01/01/2002 AND CHF 67,307.45 in 7 Equal Repayments starting 01/07/1998 AND CHF 8,072.29 in 1 Other Repayments starting 01/01/1998 AND CHF 13,315.11 in 3 Equal Repayments starting 01/07/1996 AND CHF 3,656.94 in 6 Equal Repayments starting 01/07/1993
1983030_1	Secondary Teacher Training College	African Development Fund	Multilateral	GOK	11/05/1983	01/01/2033	228,854	GBP	65,223.29	228,854	100.0%	Fully Drawn	Ministry of Education	Expand and supplement the already secondary teacher training institutions and thus contribute both quantity and quality solution of supply of trained teachers	Completed	Nationwide	-	0.75	-	GBP 205,968.29 in 60 Equal Repayments starting 01/07/2003 AND GBP 22,885.40 in 20 Equal Repayments starting 01/07/1993
1983029_1	Secondary Teacher Training College	African Development Fund	Multilateral	GOK	11/05/1983	01/01/2033	296,513	INR	84,506.22	296,513	100.0%	Fully Drawn	Ministry of Education	Expand and supplement the already secondary teacher training institutions and thus contribute both quantity and quality solution of supply of trained teachers	Completed	Nationwide	-	0.75	-	INR 266,861.76 in 60 Equal Repayments starting 01/07/2003 AND INR 23,720.96 in 16 Equal Repayments starting 01/07/1995 AND INR 5,930.28 in 4 Equal Repayments starting 01/07/1993
1983028_1	Secondary Teacher Training College	African Development Fund	Multilateral	GOK	11/05/1983	01/01/2033	19,569	JPK	5,577.13	19,569	100.0%	Fully Drawn	Ministry of Education	Expand and supplement the already secondary teacher training institutions and thus contribute both quantity and quality solution of supply of trained teachers	Completed	Nationwide	-	0.75	-	JPK 17,611.98 in 60 Equal Repayments starting 01/07/2003 AND JPK 1,859.04 in 19 Equal Repayments starting 01/01/1994 AND JPK 97.85 in 1 Equal Repayments starting 01/07/1993
1983026_1	Secondary Teacher Training College	African Development Fund	Multilateral	GOK	11/05/1983	01/01/2033	7,943,516	SEK	2,263,902.11	7,943,516	100.0%	Fully Drawn	Ministry of Education	Expand and supplement the already secondary teacher training institutions and thus contribute both quantity and quality solution of supply of trained teachers	Completed	Nationwide	-	0.75	-	SEK 7,149,164.56 in 60 Equal Repayments starting 01/07/2003 AND SEK 794,351.60 in 20 Equal Repayments starting 01/07/1993
1983025_1	Secondary Teacher Training College	African Development Fund	Multilateral	GOK	11/05/1983	01/01/2033	10,510,626	USD	3,002,415.33	10,510,626	100.0%	Fully Drawn	Ministry of Education	Expand and supplement the already secondary teacher training institutions and thus contribute both quantity and quality solution of supply of trained teachers	Completed	Nationwide	-	0.75	-	Various Unequal repayments
1983023_1	Muranga-Kisii-Bungoma Sewerage Project	African Development Fund	Multilateral	GOK	01/02/1983	01/01/2033	317,312	CHF	91,322.56	317,312	100.0%	Fully Drawn	Municipal Councils of Murang'a, Kisii and Bungoma.	The project consists of rehabilitating and extending existing wastewater collection systems and building new wastewater treatment plants to ensure that the three cities have adequate facilities for the collection, treatment and disposal of wastewater until 1995.	Completed	Murang'a, Kisii and Bungoma	-	0.75	-	CHF 4,806.45 in 1 Other Repayments starting 01/01/2033 AND CHF 269,161.20 in 56 Equal Repayments starting 01/01/2005 AND CHF 14,289.64 in 3 Equal Repayments starting 01/07/2003 AND CHF 4,759.70 in 3 Equal Repayments starting 01/01/2002 AND CHF 19,830.40 in 8 Equal Repayments starting 01/01/1998 AND CHF 4,464.42 in 3 Equal Repayments starting 01/07/1996
1983021_1	Muranga-Kisii-Bungoma Sewerage Project	African Development Fund	Multilateral	GOK	01/02/1983	01/01/2033	3,513,635	USD	1,009,610.92	3,513,635	100.0%	Fully Drawn	Municipal Councils of Murang'a, Kisii and Bungoma.	The project consists of rehabilitating and extending existing wastewater collection systems and building new wastewater treatment plants to ensure that the three cities have adequate facilities for the collection, treatment and disposal of wastewater until 1995.	Completed	Murang'a, Kisii and Bungoma	-	0.75	-	Various Unequal repayments
1983020_1	Muranga-Kisii-Bungoma Sewerage Project	African Development Fund	Multilateral	GOK	01/02/1983	01/01/2033	528,362	JPK	153,064.21	528,362	100.0%	Fully Drawn	Municipal Councils of Murang'a, Kisii and Bungoma.	The project aims to upgrade and expand wastewater systems, enabling economic growth for farmers and ranchers by improving infrastructure, including roads, water, and sewer systems in three cities. The project components include land acquisitions, pipes, treatment plants, vehicles, and execution studies.	Completed	Murang'a, Kisii and Bungoma	-	0.75	-	Various Unequal repayments

LOAN #	LOAN TITLE	CREDITOR NAME	CREDITOR CATEGORY	BORROWER	AGREEMENT DATE	MATURITY DATE	REVISED FINANCIAL AMOUNT (Tranche)	CUR	PRINCIPLE BALANCE AS AT 31/08/2023 (FX)	DRAWN AMOUNT	DISBURSEMENT RATE	UNDRAWN AMOUNT	IMPLEMENTING AGENCY	PROJECT DESCRIPTION	PROJECT IMPLEMENTATION STATUS	COUNTY	COMMITMENT FEES SIINCE 2012 (KSHS)	Fixed Interest Rate	Variable (Margin) Interest Rate	No. Principal Repayments
1983017_1	Rural Private Enterprises Project Phase II	Government of United States of America	Bilateral	GOK	29/12/1983	14/12/2027	11,478,267	USD	1,957,383.26	Rescheduled/BR	Rescheduled/BR	Fully Drawn	Non-governmental Organization	To increase rural production employment and income with a purpose to establish and exoand rural private enterprises in kenya	Closed	National wide	-	2.00	-	USD 9,219,798.12 in 60 Annuity starting 14/06/1998 AND USD 94,409.16 in 1 Other Repayments starting 14/12/1997
1983016_1	Rural Private Enterprises Project Phase I	Government of United States of America	Bilateral	GOK	25/08/1983	17/08/2027	10,438,370	USD	2,182,731.44	10,438,370	100.0%	Fully Drawn	Non-governmental Organization	To increase rural production employment and income with a purpose to establish and exoand rural private enterprises in kenya	Closed	National wide	-	2.00	-	USD 11,482,422.00 in 60 Annuity starting 17/02/1998 AND USD 117,578.00 in 1 Other Repayments starting 17/08/1997
1983011_1	National Extension Project.	International Fund For Agricultural Dev.	Multilateral	GOK	09/11/1983	01/03/2033	4,630,192	XDR	1,215,449.03	4,630,192	100.0%	Fully Drawn			Closed		-	1.00	-	XDR 57,909.03 in 1 Other Repayments starting 01/03/2033 AND XDR 4,572,283.00 in 79 Equal Repayments starting 01/03/1994
1983008_1	Secondry Town Project.	International Development Association	Multilateral	GOK	22/09/1983	15/03/2033	12,699,168	XDR	3,809,787.50	12,699,168	100.0%	Fully Drawn		The project financed Baringo Pilot Semi Arid Area development	Closed	Baringo	-	0.75	-	XDR 190,534.50 in 1 Other Repayments starting 15/03/2033 AND XDR 11,238,733.00 in 59 Equal Repayments starting 15/09/2003 AND XDR 1,269,900.00 in 20 Equal Repayments starting 15/09/1993
1983007_1	National Extension Project	International Development Association	Multilateral	GOK	22/09/1983	01/09/2033	12,183,774	XDR	3,655,173.65	12,183,774	100.0%	Fully Drawn		The project financed Baringo Pilot Semi Arid Area development	Closed	Baringo	-	0.75	-	XDR 53.60 in 1 Equal Repayments starting 01/09/2033 AND XDR 10,965,360.00 in 60 Equal Repayments starting 01/09/2003 AND XDR 1,218,360.00 in 20 Equal Repayments starting 01/09/1993
1983002_1	Cotton Processing and Marketing Project.	International Development Association	Multilateral	GOK	01/03/1983	15/08/2032	17,034,705	XDR	4,343,947.85	17,034,705	100.0%	Fully Drawn		The project financed Baringo Pilot Semi Arid Area development	Closed	Baringo	-	0.75	-	XDR 255,643.00 in 1 Other Repayments starting 15/08/2032 AND XDR 15,075,621.00 in 59 Equal Repayments starting 15/08/2002 AND XDR 1,703,440.00 in 20 Equal Repayments starting 15/08/1992
1982035_1	Integrated Rural Health Family Planning Project	International Development Association	Multilateral	GOK	27/08/1982	01/04/2032	19,751,822	XDR	5,330,997.69	19,751,822	100.0%	Fully Drawn		The project financed Baringo Pilot Semi Arid Area development	Closed	Baringo	-	0.75	-	XDR 296,226.68 in 1 Other Repayments starting 01/04/2032 AND XDR 17,473,617.00 in 59 Equal Repayments starting 01/10/2002 AND XDR 1,776,978.00 in 18 Equal Repayments starting 01/10/1993 AND XDR 205,000.00 in 2 Equal Repayments starting 01/10/1992
1982029_1	Agricultural Technical Assistance Project	International Development Association	Multilateral	GOK	21/07/1982	01/03/2032	5,400,000	XDR	1,458,000.00	Rescheduled/BR	Rescheduled/BR	Fully Drawn		The project financed Baringo Pilot Semi Arid Area development	Closed	Baringo	-	0.75	-	XDR 4,860,000.00 in 60 Equal Repayments starting 01/09/2002 AND XDR 540,000.00 in 20 Equal Repayments starting 01/09/1992
1982010_1	Second Structural Adjstment Credit	International Development Association	Multilateral	GOK	21/07/1982	01/04/2032	62,900,000	XDR	16,983,000.00	Rescheduled/BR	Rescheduled/BR	Fully Drawn		The project financed Baringo Pilot Semi Arid Area development	Closed	Baringo	-	0.75	-	XDR 56,610,000.00 in 60 Equal Repayments starting 01/10/2002 AND XDR 6,290,000.00 in 20 Equal Repayments starting 01/10/1992
1982002_1	Third Forestry Project	International Development Association	Multilateral	GOK	27/08/1982	01/03/2032	13,600,000	XDR	3,672,000.00	13,600,000	100.0%	Fully Drawn		The project financed Baringo Pilot Semi Arid Area development	Closed	Baringo	-	0.75	-	XDR 12,240,000.00 in 60 Equal Repayments starting 01/09/2002 AND XDR 1,360,000.00 in 20 Equal Repayments starting 01/09/1992
1981034_1	Ndia Water Supply Project	African Development Fund	Multilateral	GOK	30/12/1981	01/07/2031	6,316,818	USD	1,516,036.38	Rescheduled/BR	Rescheduled/BR	Fully Drawn	Ministry of Water Development	Supply of water in Ndia area	Completed	Kirinyanga	-	0.75	-	USD 5,685,136.30 in 60 Equal Repayments starting 01/01/2002 AND USD 631,681.80 in 20 Equal Repayments starting 01/01/1992
1981004_1	Fifth Education Project	International Development Association	Multilateral	GOK	07/05/1981	01/08/2031	30,398,030	XDR	6,837,318.30	30,398,030	100.0%	Fully Drawn		The project financed Baringo Pilot Semi Arid Area development	Closed	Baringo	-	0.75	-	XDR 48.30 in 1 Other Repayments starting 30/07/2031 AND XDR 27,349,080.00 in 60 Equal Repayments starting 01/08/2001 AND XDR 2,734,902.00 in 18 Equal Repayments starting 01/08/1992 AND XDR 314,000.00 in 2 Equal Repayments starting 01/08/1991
1981002_1	Fourth Agricultural Project	International Development Association	Multilateral	GOK	10/12/1981	01/02/2031	8,200,000	XDR	1,845,000.00	8,200,000	100.0%	Fully Drawn		The project financed Baringo Pilot Semi Arid Area development	Closed	Baringo	-	0.75	-	XDR 7,380,000.00 in 60 Equal Repayments starting 01/08/2001 AND XDR 820,000.00 in 20 Equal Repayments starting 01/08/1991
1980033_1	Special Action Credit	International Development Association	Multilateral	GOK	10/04/1980	01/11/2029	2,101,400	GBP	463,358.70	Rescheduled/BR	Rescheduled/BR	Fully Drawn		The project financed Baringo Pilot Semi Arid Area development	Closed	Baringo	-	0.75	-	GBP 126,084.00 in 4 Equal Repayments starting 01/05/2028 AND GBP 34,673.10 in 1 Equal Repayments starting 01/11/2027 AND GBP 340,426.80 in 9 Equal Repayments starting 01/05/2023 AND GBP 34,673.10 in 1 Equal Repayments starting 01/11/2022 AND GBP 31,521.00 in 1 Equal Repayments starting 01/05/2022 AND GBP 1,323,882.00 in 42 Equal Repayments starting 01/05/2000 AND GBP 210,140.00 in 20 Equal Repayments starting 01/05/1990
1980031_1	Special Action Credit	International Development Association	Multilateral	GOK	10/04/1980	01/11/2029	6,894,321	EUR	1,659,149.83	6,894,321	100.0%	Fully Drawn		The project financed Baringo Pilot Semi Arid Area development	Closed	Baringo	-	1.50	-	Various Unequal repayments
1980026_1	Special Action Credit	International Development Association	Multilateral	GOK	10/04/1980	01/11/2029	2,134,000	DKK	470,547.00	Rescheduled/BR	Rescheduled/BR	Fully Drawn		The project financed Baringo Pilot Semi Arid Area development	Closed	Baringo	-	0.75	-	DKK 128,040.00 in 4 Equal Repayments starting 01/05/2028 AND DKK 35,211.00 in 1 Equal Repayments starting 01/11/2027 AND DKK 345,708.00 in 9 Equal Repayments starting 01/05/2023 AND DKK 35,211.00 in 1 Equal Repayments starting 01/11/2022 AND DKK 32,010.00 in 1 Equal Repayments starting 01/05/2022 AND DKK 1,344,420.00 in 42 Equal Repayments starting 01/05/2000 AND DKK 213,400.00 in 20 Equal Repayments starting 01/05/1990
1980022_1	Second Intergrated Agricultural Development Project	International Development Association	Multilateral	GOK	23/04/1980	15/08/2029	5,333,595	USD	960,110.72	5,333,595	100.0%	Fully Drawn		The project financed Baringo Pilot Semi Arid Area development	Closed	Baringo	-	0.75	-	USD 80,077.72 in 1 Other Repayments starting 15/08/2029 AND USD 4,720,177.00 in 59 Equal Repayments starting 15/02/2000 AND USD 533,340.00 in 20 Equal Repayments starting 15/02/1990
1980011_1	IDA - Fisheries Project.	International Development Association	Multilateral	GOK	14/07/1980	15/02/2030	227,199	USD	44,370.61	227,199	100.0%	Fully Drawn		The project financed Baringo Pilot Semi Arid Area development	Closed	Baringo	-	0.75	-	USD 3,486.00 in 1 Other Repayments starting 15/02/2030 AND USD 201,013.00 in 59 Equal Repayments starting 15/08/2000 AND USD 22,700.00 in 20 Equal Repayments starting 15/08/1990

LOAN #	LOAN TITLE	CREDITOR NAME	CREDITOR CATEGORY	BORROWER	AGREEMENT DATE	MATURITY DATE	REVIS... FINAN... AMOUNT (Tranche)	RR	PRINCIPLE BALANCE AS AT 31/08/2023 (FX)	DRAWN AMOUNT	DISBURSEMENT RATE	UNDRAWN AMOUNT	IMPLEMENTING AGENCY	PROJ... PTION	PROJECT IMPLEMENTATION STATUS	COUNTY	COMMITMENT FEES SIINCE 2012 (KSHS)	Fixed Interest Rate	Variable (Margin) Interest Rate	No. Principal Repayments
1980010_1	Export Promotion Technical Project	International Development Association	Multilateral	GOK	14/07/1980	15/01/2030	759,679	USD	148,154.00	Rescheduled/BR	Rescheduled/BR	Fully Drawn		The project financed Baringo Pilot Semi Arid Area development	Closed	Baringo	-	0.75	-	USD 11,413.70 in 1 Other Repayments starting 15/01/2030 AND USD 672,305.00 in 59 Equal Repayments starting 15/07/2000 AND USD 75,960.00 in 20 Equal Repayments starting 15/07/1990
1980008_1	Structural Adjustment Credit	International Development Association	Multilateral	GOK	10/04/1980	01/10/2029	55,000,000	USD	10,725,000.00	Rescheduled/BR	Rescheduled/BR	Fully Drawn		The project financed Baringo Pilot Semi Arid Area development	Closed	Baringo	-	0.75	-	USD 49,500,000.00 in 60 Equal Repayments starting 01/04/2000 AND USD 5,500,000.00 in 20 Equal Repayments starting 01/04/1990
1980006_1	Baringo Pilot Semi Arid Area Project	International Development Association	Multilateral	GOK	12/03/1980	15/07/2029	4,000,000	USD	720,048.25	4,000,000	100.0%	Fully Drawn		The project financed Baringo Pilot Semi Arid Area development	Closed		-	0.75	-	USD 60.00 in 1 Equal Repayments starting 15/07/2029 AND USD 3,599,940.00 in 60 Equal Repayments starting 15/01/2000 AND USD 400,000.00 in 20 Equal Repayments starting 15/01/1990
1979011_1	Nyeri Sewerage and Nanyuki Water Supply and Sewage	African Development Fund	Multilateral	GOK	19/09/1979	01/07/2029	401,172	GBP	72,210.96	Rescheduled/BR	Rescheduled/BR	Fully Drawn	Ministry of Local Government	The project aims to augment the capacity of the water supply and waste water systems in Nanyuki and waste water alone in Nyeri inorder to meet the growing needs of the communities	Completed	Nanyuki Nyeri	-	0.75	-	GBP 361,054.78 in 60 Equal Repayments starting 01/01/2000 AND GBP 40,117.17 in 19 Equal Repayments starting 01/07/1990
1979010_1	Nyeri Sewerage and Nanyuki Water Supply Sewage	African Development Fund	Multilateral	GOK	19/09/1979	01/07/2029	7,498,425	USD	1,340,239.38	Rescheduled/BR	Rescheduled/BR	Fully Drawn	Ministry of Local Government	The project aims to augment the capacity of the water supply and waste water systems in Nanyuki and waste water alone in Nyeri inorder to meet the growing needs of the communities	Completed	Nanyuki Nyeri	-	0.75	-	Various Unequal repayments
1979007_1	Small Holder Coffee Improvement Project	International Development Association	Multilateral	GOK	11/06/1979	15/05/2029	10,497,102	USD	1,889,581.90	10,497,102	100.0%	Fully Drawn		The project financed Small Holder Coffee Improvement	Closed		-	0.75	-	USD 157,576.90 in 1 Other Repayments starting 15/05/2029 AND USD 9,289,845.00 in 59 Equal Repayments starting 15/11/1999 AND USD 1,049,680.00 in 20 Equal Repayments starting 15/11/1989
1979005_1	Second Integrated Agricultural Development Project	International Fund For Agricultural Dev.	Multilateral	GOK	21/12/1979	15/08/2029	1,998,862	XDR	297,118.43	1,998,862	100.0%	Fully Drawn			Closed		-	0.75	-	XDR 1,931,358.00 in 78 Equal Repayments starting 15/02/1991 AND XDR 33,750.00 in 1 Other Repayments starting 15/08/1990 AND XDR 33,750.00 in 1 Other Repayments starting 15/02/1990
1978031_1	Narok Agricultural Development Project	International Development Association	Multilateral	GOK	20/12/1978	15/11/2028	3,199,713	USD	527,997.71	Rescheduled/BR	Rescheduled/BR	Fully Drawn		The project financed Agricultural Development in Narok	Closed	Narok	-	0.75	-	USD 48,047.71 in 1 Other Repayments starting 15/11/2028 AND USD 2,831,705.00 in 59 Equal Repayments starting 15/05/1999 AND USD 319,960.00 in 20 Equal Repayments starting 15/05/1989
1978022_1	IDA Second Urban Project	International Development Association	Multilateral	GOK	05/05/1978	15/03/2028	25,000,000	USD	3,750,000.00	Rescheduled/BR	Rescheduled/BR	Fully Drawn		The project financed Urban development	Closed		-	0.75	-	USD 22,500,000.00 in 60 Equal Repayments starting 15/09/1998 AND USD 2,500,000.00 in 20 Equal Repayments starting 15/09/1988
1978019_1	Fourth Education Project	International Development Association	Multilateral	GOK	07/06/1978	15/03/2028	19,173,514	USD	2,876,074.12	Rescheduled/BR	Rescheduled/BR	Fully Drawn		The project financed Education	Closed		-	0.75	-	USD 287,656.12 in 1 Other Repayments starting 15/03/2028 AND USD 16,968,518.00 in 59 Equal Repayments starting 15/09/1998 AND USD 1,917,340.00 in 20 Equal Repayments starting 15/09/1988
1977019_1	Small Scale Industry Project	International Development Association	Multilateral	GOK	28/11/1977	01/10/2027	5,066,968	USD	684,084.49	Rescheduled/BR	Rescheduled/BR	Fully Drawn		The project finaced Population studies	Closed		-	0.75	-	USD 76,054.00 in 1 Other Repayments starting 01/10/2027 AND USD 4,484,236.00 in 59 Equal Repayments starting 01/04/1998 AND USD 506,680.00 in 20 Equal Repayments starting 01/04/1988
1977010_1	Bura Irrigation Settlement Project	International Development Association	Multilateral	GOK	22/06/1977	15/05/2027	6,000,000	USD	720,000.00	Rescheduled/BR	Rescheduled/BR	Fully Drawn		The project finaced Population studies	Closed		-	0.75	-	USD 5,400,000.00 in 60 Equal Repayments starting 15/11/1997 AND USD 600,000.00 in 20 Equal Repayments starting 15/11/1987
1977006_1	Third Agricultural Credit Project	International Development Association	Multilateral	GOK	15/04/1977	15/03/2027	18,651,621	USD	2,238,020.67	Rescheduled/BR	Rescheduled/BR	Fully Drawn		The project finaced Population studies	Closed		-	0.75	-	USD 279,420.67 in 1 Other Repayments starting 15/03/2027 AND USD 16,508,200.00 in 59 Equal Repayments starting 15/09/1997 AND USD 1,864,000.00 in 20 Equal Repayments starting 15/09/1987
1976007_1	Rural Access Roads Project	International Development Association	Multilateral	GOK	09/07/1976	15/03/2026	4,000,000	USD	360,000.00	Rescheduled/BR	Rescheduled/BR	Fully Drawn		The project finaced Population studies	Closed		-	0.75	-	USD 3,600,000.00 in 60 Equal Repayments starting 15/09/1996 AND USD 400,000.00 in 20 Equal Repayments starting 15/09/1986
1976006_1	Intergrated Agriculture Development Project	International Development Association	Multilateral	GOK	09/07/1976	15/07/2025	6,666,074	USD	496,074.09	Rescheduled/BR	Rescheduled/BR	Fully Drawn		The project finaced Population studies	Closed		-	0.75	-	USD 96,074.09 in 1 Other Repayments starting 15/07/2025 AND USD 5,900,000.00 in 59 Equal Repayments starting 15/07/1996 AND USD 670,000.00 in 20 Equal Repayments starting 15/07/1986
1975018_1	Second Forestry Plantation Project.	International Development Association	Multilateral	GOK	27/06/1975	01/04/2025	10,000,000	USD	600,000.00	Rescheduled/BR	Rescheduled/BR	Fully Drawn		The project finaced Population studies	Closed		-	0.75	-	USD 9,000,000.00 in 60 Equal Repayments starting 01/10/1995 AND USD 1,000,000.00 in 20 Equal Repayments starting 01/10/1985
1975005_1	Site And Services Project - Dandora	International Development Association	Multilateral	GOK	06/05/1975	15/04/2025	8,000,000	USD	480,000.00	Rescheduled/BR	Rescheduled/BR	Fully Drawn		The project finaced Population studies	Closed		-	0.75	-	USD 7,200,000.00 in 60 Equal Repayments starting 15/10/1995 AND USD 800,000.00 in 20 Equal Repayments starting 15/10/1985
1975002_1	Group Farm Rehabilitation Project	International Development Association	Multilateral	GOK	26/03/1975	01/02/2025	5,172,235	USD	232,784.00	Rescheduled/BR	Rescheduled/BR	Fully Drawn		The project finaced Population studies	Closed		-	0.75	-	USD 77,618.00 in 1 Other Repayments starting 01/02/2025 AND USD 4,577,397.00 in 59 Equal Repayments starting 01/08/1995 AND USD 517,220.00 in 20 Equal Repayments starting 01/08/1985
1974003_1	Second Livestock Development Project	International Development Association	Multilateral	GOK	05/06/1974	01/02/2024	12,480,800	USD	186,890.00	Rescheduled/BR	Rescheduled/BR	Fully Drawn		The project finaced Population studies	Closed		-	0.75	-	USD 186,890.00 in 1 Other Repayments starting 01/02/2024 AND USD 11,023,147.00 in 59 Equal Repayments starting 01/08/1994 AND USD 1,183,263.00 in 19 Equal Repayments starting 01/02/1985 AND USD 87,500.00 in 1 Other Repayments starting 01/08/1984
1974002_1	Population Project	International Development Association	Multilateral	GOK	01/04/1974	01/02/2024	12,000,000	USD	180,000.00	Rescheduled/BR	Rescheduled/BR	Fully Drawn		The project finaced Population studies	Closed		-	0.75	-	USD 10,800,000.00 in 60 Equal Repayments starting 01/08/1994 AND USD 1,200,000.00 in 20 Equal Repayments starting 01/08/1984

LOAN #	LOAN TITLE	CREDITOR NAME	CREDITOR CATEGORY	BORROWER	AGREEMENT DATE	MATURITY DATE	REVIS... FINAN... AMOUNT (Tranche)	...R	PRINCIPLE BALANCE AS AT 31/08/2023 (FX)	DRAWN AMOUNT	DISBURSEMENT RATE	UNDRAWN AMOUNT	IMPLEMENTING AGENCY	PROJ... ...PTION	PROJECT IMPLEMENTATION STATUS	COUNTY	COMMITMENT FEES SIINCE 2012 (KSHS)	Fixed Interest Rate	Variable (Margin) Interest Rate	No. Principal Repayments

Central Government Debt

Instrument Id	Instrument Currency Code	Creditor Name	Creditor Category	Instrument Title	Agreement Date	Maturity Date	Agreement Structure	Borrower Name	Disbursed Oustanding Debt
1974002	USD	International Development Association	Multilateral	Population Project	01/04/1974	01/02/2024	Standard Loan	Government of Kenya	28,935,180
1974003	USD	International Development Association	Multilateral	Second Livestock Development Project	05/06/1974	01/02/2024	Standard Loan	Government of Kenya	30,042,754
1975002	USD	International Development Association	Multilateral	Group Farm Rehabilitation Project	26/03/1975	01/02/2025	Standard Loan	Government of Kenya	37,420,261
1975005	USD	International Development Association	Multilateral	Site And Services Project - Dandora	06/05/1975	15/04/2025	Standard Loan	Government of Kenya	57,870,360
1975018	USD	International Development Association	Multilateral	Second Forestry Plantation Project.	27/06/1975	01/04/2025	Standard Loan	Government of Kenya	72,337,950
1976006	USD	International Development Association	Multilateral	Intergrated Agriculture Development Project	09/07/1976	15/07/2025	Standard Loan	Government of Kenya	63,669,306
1976007	USD	International Development Association	Multilateral	Rural Access Roads Project	09/07/1976	15/03/2026	Standard Loan	Government of Kenya	48,225,300
1977006	USD	International Development Association	Multilateral	Third Agricultural Credit Project	15/04/1977	15/03/2027	Standard Loan	Government of Kenya	314,785,931
1977010	USD	International Development Association	Multilateral	Bura Irrigation Settlement Project	22/06/1977	15/05/2027	Standard Loan	Government of Kenya	101,273,130
1977019	USD	International Development Association	Multilateral	Small Scale Industry Project	28/11/1977	01/10/2027	Standard Loan	Government of Kenya	97,749,790
1978019	USD	International Development Association	Multilateral	Fourth Education Project	07/06/1978	15/03/2028	Standard Loan	Government of Kenya	416,099,482
1978022	USD	International Development Association	Multilateral	IDA Second Urban Project	05/05/1978	15/03/2028	Standard Loan	Government of Kenya	542,534,625
1978031	USD	International Development Association	Multilateral	Narok Agricultural Development Project	20/12/1978	15/11/2028	Standard Loan	Government of Kenya	77,160,916
1979005	XDR	International Fund For Agricultural Dev.	Multilateral	Second Integrated Agricultural Development Project	21/12/1979	15/08/2029	Standard Loan	Government of Kenya	63,403,730
1979007	USD	International Development Association	Multilateral	Small Holder Coffee Improvement Project	11/06/1979	15/05/2029	Standard Loan	Government of Kenya	278,441,131
1979010	USD	African Development Fund	Multilateral	Nyeri Sewerage and Nanyuki Water Supply Sewage	19/09/1979	01/07/2029	Standard Loan	Government of Kenya	197,491,163
1979011	GBP	African Development Fund	Multilateral	Nyeri Sewerage and Nanyuki Water Supply and Sewage	19/09/1979	01/07/2029	Standard Loan	Government of Kenya	13,489,688
1980006	USD	International Development Association	Multilateral	Baringo Pilot Semi Arid Area Project	12/03/1980	15/07/2029	Standard Loan	Government of Kenya	106,103,537
1980008	USD	International Development Association	Multilateral	Structural Adjustment Credit	10/04/1980	01/10/2029	Standard Loan	Government of Kenya	1,591,434,900
1980010	USD	International Development Association	Multilateral	Export Promotion Technical Project	14/07/1980	15/01/2030	Standard Loan	Government of Kenya	21,984,146
1980011	USD	International Development Association	Multilateral	IDA - Fisheries Project.	14/07/1980	15/02/2030	Standard Loan	Government of Kenya	7,132,657
1980022	USD	International Development Association	Multilateral	Second Intergrated Agricultural Development Project	23/04/1980	15/08/2029	Standard Loan	Government of Kenya	154,338,758
1980026	DKK	International Development Association	Multilateral	Special Action Credit 1980026	10/04/1980	01/11/2029	Standard Loan	Government of Kenya	10,083,913
1980031	EUR	International Development Association	Multilateral	Special Action Credit 1980031	10/04/1980	01/11/2029	Standard Loan	Government of Kenya	265,047,090
1980033	GBP	International Development Association	Multilateral	Special Action Credit 1980033	10/04/1980	01/11/2029	Standard Loan	Government of Kenya	86,720,366
1981002	XDR	International Development Association	Multilateral	Fourth Agricultural Project	10/12/1981	01/02/2031	Standard Loan	Government of Kenya	393,697,170
1981004	XDR	International Development Association	Multilateral	Fifth Education Project	07/05/1981	01/08/2031	Standard Loan	Government of Kenya	1,458,988,003
1981034	USD	African Development Fund	Multilateral	Ndia Water Supply Project	30/12/1981	01/07/2031	Standard Loan	Government of Kenya	228,472,837
1982002	XDR	International Development Association	Multilateral	Third Forestry Project 1982	27/08/1982	01/03/2032	Standard Loan	Government of Kenya	740,022,648
1982010	XDR	International Development Association	Multilateral	Second Structural Adjstment Credit	21/07/1982	01/04/2032	Standard Loan	Government of Kenya	3,422,604,747
1982029	XDR	International Development Association	Multilateral	Agricultural Technical Assistance Project	21/07/1982	01/03/2032	Standard Loan	Government of Kenya	293,832,522
1982035	XDR	International Development Association	Multilateral	Integrated Rural Health Family Planning Project	27/08/1982	01/04/2032	Standard Loan	Government of Kenya	1,074,363,233
1983002	XDR	International Development Association	Multilateral	Cotton Processing and Marketing Project.	01/03/1983	15/08/2032	Standard Loan	Government of Kenya	926,937,656
1983007	XDR	International Development Association	Multilateral	National Extension Project	22/09/1983	01/09/2033	Standard Loan	Government of Kenya	740,965,313
1983008	XDR	International Development Association	Multilateral	Secondry Town Project.	22/09/1983	15/03/2033	Standard Loan	Government of Kenya	772,308,056
1983011	XDR	International Fund For Agricultural Dev.	Multilateral	National Extension Project.	09/11/1983	01/03/2033	Standard Loan	Government of Kenya	247,009,665
1983016	USD	Government of United States of America	Bilateral	Rural Private Enterprises Project Phase I	25/08/1983	17/08/2027	Standard Loan	Government of Kenya	350,876,260
1983017	USD	Government of United States of America	Bilateral	Rural Private Enterprises Project Phase II	29/12/1983	14/12/2027	Standard Loan	Government of Kenya	281,735,709
1983020	JPY	African Development Fund	Multilateral	Muranga-Kisii-Bungoma Sewerage Project 1983020	01/02/1983	01/01/2033	Standard Loan	Government of Kenya	157,762,531
1983021	USD	African Development Fund	Multilateral	Muranga-Kisii-Bungoma Sewerage Project 1983021	01/02/1983	01/01/2033	Standard Loan	Government of Kenya	153,754,057
1983023	CHF	African Development Fund	Multilateral	Muranga-Kisii-Bungoma Sewerage Project 1983023	01/02/1983	01/01/2033	Standard Loan	Government of Kenya	16,115,842
1983025	USD	African Development Fund	Multilateral	Secondary Teacher Training College 1983025	11/05/1983	01/01/2033	Standard Loan	Government of Kenya	457,239,103
1983026	SEK	African Development Fund	Multilateral	Secondary Teacher Training College 1983026	11/05/1983	01/01/2033	Standard Loan	Government of Kenya	33,059,381
1983028	JPY	African Development Fund	Multilateral	Secondary Teacher Training College 1983028	11/05/1983	01/01/2033	Standard Loan	Government of Kenya	5,748,322
1983029	INR	African Development Fund	Multilateral	Secondary Teacher Training College 1983029	11/05/1983	01/01/2033	Standard Loan	Government of Kenya	154,906
1983030	GBP	African Development Fund	Multilateral	Secondary Teacher Training College 1983030	11/05/1983	01/01/2033	Standard Loan	Government of Kenya	12,592,414
1983034	CHF	African Development Fund	Multilateral	Secondary Teacher Training College 1983034	11/05/1983	01/01/2033	Standard Loan	Government of Kenya	61,588,564
1983035	CAD	African Development Fund	Multilateral	Secondary Teacher Training College 1983035	11/05/1983	01/01/2033	Standard Loan	Government of Kenya	12,850,391
1983038	CHF	African Development Fund	Multilateral	Mumias - Kakamega Road Project 1983038	11/08/1983	01/01/2034	Standard Loan	Government of Kenya	140,091,553
1983040	DKK	African Development Fund	Multilateral	Mumias - Kakamega Road Project 1983040	11/08/1983	01/07/2033	Standard Loan	Government of Kenya	16,712
1983041	GBP	African Development Fund	Multilateral	Mumias - Kakamega Road Project 1983041	11/08/1983	01/07/2033	Standard Loan	Government of Kenya	6,696,674
1983042	USD	African Development Fund	Multilateral	Mumias - Kakamega Road Project 1983042	11/08/1983	01/01/2034	Standard Loan	Government of Kenya	102,150,183
1983062	JPY	African Development Fund	Multilateral	Mumias - Kakamega Road Project 1983062	11/08/1983	01/07/2033	Standard Loan	Government of Kenya	14,267,076
1984002	EUR	European Economic Community	Multilateral	Rural Industrial Development Scheme	08/05/1984	31/05/2024	Standard Loan	Government of Kenya	1,477,172
1984006	XDR	International Development Association	Multilateral	Second Highway Sector Project	28/06/1984	01/02/2034	Standard Loan	Government of Kenya	2,404,814,779
1984013	USD	Government of United States of America	Bilateral	Agricultural Development Programme.	14/09/1984	14/08/2035	Standard Loan	Government of Kenya	319,972,523
1984014	XDR	International Development Association	Multilateral	Geothermal Exploration Project.	28/09/1984	01/01/2034	Standard Loan	Government of Kenya	1,478,765,070
1985002	XDR	International Development Association	Multilateral	Nairobi Third Water Supply Engineering Project	15/04/1985	15/02/2035	Standard Loan	Government of Kenya	453,680,875
1986003	XDR	International Development Association	Multilateral	Sixth Education Project	11/07/1986	15/02/2036	Standard Loan	Government of Kenya	2,800,691,250
1986004	XDR	International Fund For Agricultural Dev.	Multilateral	Animal Health Services Rehabilitation Programme	21/07/1986	01/02/2036	Standard Loan	Government of Kenya	395,744,265

1986006	XDR	International Development Association	Multilateral	Petroleum Exp.Technical Assistance.	11/07/1986	15/02/2036	Standard Loan	Government of Kenya	439,342,955
1986014	XDR	International Development Association	Multilateral	Second Small Scale Industry Credit Project	07/11/1986	15/08/2036	Standard Loan	Government of Kenya	94,048,266
1986016	USD	Government of United States of America	Bilateral	Agricultural Development Programme Phase II	14/08/1986	02/09/2027	Standard Loan	Government of Kenya	52,156,972
1986021	EUR	European Economic Community	Multilateral	Turbo - Webuye Road Project.	24/04/1986	15/04/2026	Standard Loan	Government of Kenya	142,242,509
1986023	CHF	African Development Fund	Multilateral	Rural Health Programme 1986023	27/01/1986	01/01/2036	Standard Loan	Government of Kenya	121,261,172
1986026	JPY	African Development Fund	Multilateral	Rural Health Programme 1986026	27/01/1986	01/01/2036	Standard Loan	Government of Kenya	49,227,168
1986027	USD	African Development Fund	Multilateral	Rural Health Programme 1986027	27/01/1986	01/01/2036	Standard Loan	Government of Kenya	412,637,010
1987003	XDR	International Development Association	Multilateral	Agricultural Sector Adjustment Credit. 1987003	10/02/1987	15/01/2036	Standard Loan	Government of Kenya	1,352,013,696
1987004	XDR	International Development Association	Multilateral	Agricultural Sector Management Project.	10/02/1987	15/08/2035	Standard Loan	Government of Kenya	791,229,492
1987005	XDR	International Development Association	Multilateral	Agricultural Sector Adjustment Credit. 1987005	10/02/1987	15/01/2036	Standard Loan	Government of Kenya	2,704,027,392
1987006	XDR	International Development Association	Multilateral	Animal Healh Services Project	06/03/1987	15/01/2037	Standard Loan	Government of Kenya	693,580,039
1987009	XDR	International Development Association	Multilateral	Second Railway Project	24/09/1987	15/02/2037	Standard Loan	Government of Kenya	1,698,864,332
1987013	EUR	European Economic Community	Multilateral	Tambach - Biretwo Road	03/03/1987	15/09/2026	Standard Loan	Government of Kenya	68,053,270
1987026	CHF	African Development Fund	Multilateral	West Kenya Rainfed Rice Development Project 1987026	28/01/1987	01/01/2037	Standard Loan	Government of Kenya	93,193,453
1987028	DKK	African Development Fund	Multilateral	West Kenya Rainfed Rice Development Project 1987028	28/01/1987	01/01/2037	Standard Loan	Government of Kenya	39,077,334
1987031	JPY	African Development Fund	Multilateral	West Kenya Rainfed Rice Development Project 1987031	28/01/1987	01/01/2037	Standard Loan	Government of Kenya	44,780,470
1987034	SEK	African Development Fund	Multilateral	West Kenya Rainfed Rice Devlopment Project	28/01/1987	01/01/2037	Standard Loan	Government of Kenya	5,323,246
1987035	USD	African Development Fund	Multilateral	West Kenya Rainfed Rice Development Project 1987035	28/01/1987	01/01/2037	Standard Loan	Government of Kenya	590,305,810
1988004	XDR	International Development Association	Multilateral	Industrial Sector Adjustment Credit 1988004	01/07/1988	15/02/2038	Standard Loan	Government of Kenya	668,324,952
1988005	EUR	European Economic Community	Multilateral	Rehabilitation of Kiganjo-Nanyuki Road	08/03/1988	01/12/2027	Standard Loan	Government of Kenya	280,262,414
1988006	SAR	Government of Saudi Arabia	Bilateral	The Support of Agriculture Sector Project	04/01/1988	15/07/2037	Standard Loan	Government of Kenya	217,002,038
1988024	EUR	European Economic Community	Multilateral	Northern Corridor Transport Programme	04/08/1988	15/07/2028	Standard Loan	Government of Kenya	596,353,247
1989016	XDR	International Development Association	Multilateral	Financial Sector Technical Assistance	12/07/1989	01/03/2024	Standard Loan	Government of Kenya	4,250,235
1989017	XDR	International Development Association	Multilateral	Third Nairobi Water Supply August 1989	15/08/1989	01/04/2024	Standard Loan	Government of Kenya	255,228,925
1989026	XDR	International Fund For Agricultural Dev.	Multilateral	Kwale and Kilifi District Developmnet Project	24/05/1989	15/07/2039	Standard Loan	Government of Kenya	221,117,242
1989028	XDR	International Development Association	Multilateral	Second Coffee Improvement Project	16/10/1989	15/07/2029	Standard Loan	Government of Kenya	1,537,574,802
1989066	JPY	African Development Fund	Multilateral	Industrial Sector Adjustment Loan-ISAP 1989066	21/04/1989	01/01/2039	Standard Loan	Government of Kenya	5,433,905
1989067	USD	African Development Fund	Multilateral	Industrial Sector Adjustment Loan-ISAP 1989067	21/04/1989	01/01/2039	Standard Loan	Government of Kenya	494,696,280
1989068	CHF	African Development Fund	Multilateral	Third Nairobi Water Supply Project -ADF 1989068	21/04/1989	01/01/2039	Standard Loan	Government of Kenya	107,900,907
1989070	DKK	African Development Fund	Multilateral	Third Nairobi Water Supply Project -ADF 1989070	21/04/1989	01/01/2039	Standard Loan	Government of Kenya	18,692,368
1989071	JPY	African Development Fund	Multilateral	Third Nairobi Water Supply Project -ADF 1989071	21/04/1989	01/01/2039	Standard Loan	Government of Kenya	93,108,209
1989072	USD	African Development Fund	Multilateral	Third Nairobi Water Supply Project -ADF 1989072	21/04/1989	01/01/2039	Standard Loan	Government of Kenya	967,734,311
1989074	CHF	African Development Fund	Multilateral	Thika-Makutano Road Project 1989074	21/04/1989	01/01/2039	Standard Loan	Government of Kenya	23,882,673
1989077	JPY	African Development Fund	Multilateral	Thika-Makutano Road Project 1989077	21/04/1989	01/01/2039	Standard Loan	Government of Kenya	221,179,112
1989079	USD	African Development Fund	Multilateral	Thika-Makutano Road Project 1989079	21/04/1989	01/01/2039	Standard Loan	Government of Kenya	672,278,011
1990003	XDR	International Development Association	Multilateral	Fourth Population Project	21/05/1990	15/03/2030	Standard Loan	Government of Kenya	1,157,700,173
1990004	XDR	International Development Association	Multilateral	Financial Parastatals Technical Assistance Project	18/06/1990	01/02/2030	Standard Loan	Government of Kenya	142,898,034
1991001	XDR	International Development Association	Multilateral	Forestry Development Project	21/02/1991	15/10/2030	Standard Loan	Government of Kenya	718,413,357
1991002	XDR	International Development Association	Multilateral	Second National Agricultural Extension Project 1991	21/02/1991	15/07/2030	Standard Loan	Government of Kenya	639,827,444
1991003	XDR	International Development Association	Multilateral	Second Agricultural Sector Adjustment Credit	21/02/1991	15/09/2030	Standard Loan	Government of Kenya	1,545,128,399
1991007	XDR	International Fund For Agricultural Dev.	Multilateral	Farmers Group and Community Support Project	29/05/1991	15/07/2040	Standard Loan	Government of Kenya	86,529,194
1991008	XDR	International Fund For Agricultural Dev.	Multilateral	Coast -ASAL- Development Project	29/05/1991	15/07/2040	Standard Loan	Government of Kenya	508,631,052
1991009	XDR	International Development Association	Multilateral	Education Sector Adjustment Credit	13/09/1991	15/03/2031	Standard Loan	Government of Kenya	9,208,672,830
1991014	XDR	International Development Association	Multilateral	Health Rehabilitation Project	11/12/1991	15/08/2031	Standard Loan	Government of Kenya	1,331,851,568
1991015	XDR	International Development Association	Multilateral	Universities Investment Project	11/12/1991	01/11/2031	Standard Loan	Government of Kenya	2,626,398,745
1991028	CHF	African Development Fund	Multilateral	Rural Roads Upgrading Project - ADF 1991028	03/02/1991	01/01/2041	Standard Loan	Government of Kenya	194,058,561
1991031	USD	African Development Fund	Multilateral	Rural Roads Upgrading Project - ADF 1991031	03/02/1991	01/01/2041	Standard Loan	Government of Kenya	1,729,498,655
1991038	CHF	African Development Fund	Multilateral	Ziwa-Kitale Road Project 1991038	28/11/1991	01/07/2041	Standard Loan	Government of Kenya	108,573,291
1991041	USD	African Development Fund	Multilateral	Ziwa-Kitale Road Project 1991041	28/11/1991	01/07/2041	Standard Loan	Government of Kenya	1,064,014,960
1991044	USD	African Development Fund	Multilateral	Agricultural Sector Adjustment Programme 1991044	28/11/1991	01/07/2041	Standard Loan	Government of Kenya	1,076,966,102
1991049	USD	African Development Fund	Multilateral	Nyayo Tea Zone Development Co-operation 1991049	28/11/1991	01/07/2041	Standard Loan	Government of Kenya	399,673,498
1991050	CHF	African Development Fund	Multilateral	Nyayo Tea Zone Development Co-operation 1991050	28/11/1991	01/07/2041	Standard Loan	Government of Kenya	67,615,237
1992002	XDR	International Development Association	Multilateral	Parastatal Reform and Privatization Technical Assistance Project	28/12/1992	01/09/2032	Standard Loan	Government of Kenya	1,163,044,325
1992003	XDR	International Development Association	Multilateral	Second Mombasa and Coastal Water Supply Project	13/03/1992	01/01/2032	Standard Loan	Government of Kenya	2,162,253,079
1992006	EUR	European Economic Community	Multilateral	Kericho - Sotik Road	02/07/1992	01/01/2032	Standard Loan	Government of Kenya	135,278,323
1992010	XDR	International Development Association	Multilateral	Protected Areas and Wildlife Services Project	30/03/1992	01/10/2031	Standard Loan	Government of Kenya	2,867,606,718
1993001	XDR	International Development Association	Multilateral	Second Agricultural Sector Management Project	01/03/1993	01/03/2032	Standard Loan	Government of Kenya	755,498,007
1993002	XDR	International Development Association	Multilateral	Emergency Drought Recovery Project	01/03/1993	15/02/2033	Standard Loan	Government of Kenya	1,054,158,671
1993012	USD	African Development Fund	Multilateral	Export Development Programme	17/11/1993	01/10/2043	Standard Loan	Government of Kenya	1,519,974,650
1993013	USD	African Development Fund	Multilateral	Education Phase II Project 1993013	17/11/1993	01/07/2043	Standard Loan	Government of Kenya	8,808,028
1993017	CHF	African Development Fund	Multilateral	Livestock Project 1993017	17/11/1993	01/07/2043	Standard Loan	Government of Kenya	208,027,843
1993021	USD	African Development Fund	Multilateral	Livestock Project 1993021	17/11/1993	01/07/2043	Standard Loan	Government of Kenya	92,746,243

1994001	XDR	International Fund For Agricultural Dev.	Multilateral	Eastern Province Horticultural and Trade Food Crops Project	15/02/1994	15/07/2043	Standard Loan	Government of Kenya	639,440,707
1994002	XDR	International Development Association	Multilateral	Micro and Small Enterprise Training Project	25/05/1994	01/03/2034	Standard Loan	Government of Kenya	756,157,113
1995001	XDR	International Development Association	Multilateral	Civil Service Reform Programme	30/01/1995	01/02/2034	Standard Loan	Government of Kenya	1,189,132,274
1995010	XDR	International Development Association	Multilateral	Sexually Transmitted Infections Project.	22/05/1995	01/02/2035	Standard Loan	Government of Kenya	2,628,226,744
1995011	USD	African Development Fund	Multilateral	Horticulture and Traditional Food crops Project	23/05/1995	01/03/2045	Standard Loan	Government of Kenya	30,800,641
1996001	XDR	International Development Association	Multilateral	Urban Transport Infrastructure Project.	13/02/1996	01/08/2035	Standard Loan	Government of Kenya	5,979,072,837
1996002	XDR	International Development Association	Multilateral	Nairobi- Mombasa Road Rehab.Project.	13/02/1996	01/09/2035	Standard Loan	Government of Kenya	3,203,969,189
1996003	XDR	International Development Association	Multilateral	Arid Lands Resource Management Project.	13/02/1996	01/08/2035	Standard Loan	Government of Kenya	1,489,447,277
1996005	XDR	International Development Association	Multilateral	Structural Adjustment Credit Progromme - IDA Reflow	20/06/1996	01/04/2040	Standard Loan	Government of Kenya	5,910,799,669
1996006	XDR	International Development Association	Multilateral	Lake Victoria Environmental Management project	10/09/1996	01/03/2036	Standard Loan	Government of Kenya	638,000,546
1996008	XDR	International Fund For Agricultural Dev.	Multilateral	Second National Agricultural Extension Project 1996	16/09/1996	15/04/2036	Standard Loan	Government of Kenya	45,388,950
1997002	XDR	International Development Association	Multilateral	National Agricultural Research Project- Phase II	25/02/1997	15/12/2036	Standard Loan	Government of Kenya	3,040,323,730
1997003	XDR	International Development Association	Multilateral	Early Childhood Development Project.	07/05/1997	01/02/2037	Standard Loan	Government of Kenya	1,697,597,306
1998005	XDR	International Development Association	Multilateral	Energy Sector Reform and Power Developmernt Project	03/04/1998	01/04/2037	Standard Loan	Government of Kenya	9,230,777,198
1998009	XDR	International Development Association	Multilateral	El Nino Emergency Project	13/08/1998	01/04/2038	Standard Loan	Government of Kenya	3,393,532,330
1998019	CHF	African Development Fund	Multilateral	Rural Health Project - Phase II 1998019	20/07/1998	01/04/2048	Standard Loan	Government of Kenya	54,698,619
1998024	USD	Instituto De Credito:Kingdom Of Spain.	Bilateral	Medical Equipment Supply - Loan Two	05/08/1998	23/09/2028	Standard Loan	Government of Kenya	216,776,625
1998027	USD	Instituto De Credito:Kingdom Of Spain.	Bilateral	Rural Electrification Project-Bilateral Loan-Phase I	05/08/1998	23/09/2028	Standard Loan	Government of Kenya	198,701,193
1999007	EUR	African Development Fund	Multilateral	Rehabulitation of El Nino damaged Infrastructure	29/01/1999	01/09/2048	Standard Loan	Government of Kenya	982,146,513
1999009	EUR	African Development Fund	Multilateral	Muranga-Kisii-Bungoma Sewerage Project 1999	01/05/1999	01/01/2033	Standard Loan	Government of Kenya	301,830,070
1999010	USD	African Development Fund	Multilateral	Rehab of El Nino Damaged Infrastructure	29/01/1999	01/09/2048	Standard Loan	Government of Kenya	381,879,079
1999012	EUR	African Development Fund	Multilateral	Secondary Teacher Training College 1999	29/09/1999	01/01/2033	Standard Loan	Government of Kenya	48,686,227
1999013	EUR	African Development Fund	Multilateral	West Kenya Rainfed Rice Development Project 1999	06/01/1999	01/01/2037	Standard Loan	Government of Kenya	403,490,176
1999014	EUR	African Development Fund	Multilateral	Nyayo Tea Zone Development Co-operation 1999	07/05/1999	01/07/2041	Standard Loan	Government of Kenya	648,402,308
1999015	EUR	African Development Fund	Multilateral	Livestock Project 1999	04/10/1999	01/07/2043	Standard Loan	Government of Kenya	36,327,492
1999017	EUR	African Development Fund	Multilateral	Rural Health Project -Phase II	20/05/1999	01/04/2048	Standard Loan	Government of Kenya	674,390,174
1999202	EUR	Government of France	Bilateral	General - MTC,KAA, Aerodromes, KPA, OOP, Ministry of Lands and Housing	31/12/1999	30/06/2024	Standard Loan	Government of Kenya	290,842
2000005	EUR	Agence Francaise De Development	Bilateral	EL Nino Rehabilitation	04/07/2000	30/04/2025	Standard Loan	Government of Kenya	214,584,470
2000006	XDR	International Development Association	Multilateral	Economic and Public Sector Reform Credit	02/08/2000	01/05/2040	Standard Loan	Government of Kenya	11,189,327,443
2000007	XDR	International Development Association	Multilateral	HIV/AIDS Disaster Response Project	12/10/2000	01/09/2040	Standard Loan	Government of Kenya	5,477,265,155
2000008	XDR	International Development Association	Multilateral	Emergency Power Supply Project	27/10/2000	01/10/2040	Standard Loan	Government of Kenya	6,164,609,135
2000014	USD	Instituto De Credito:Kingdom Of Spain.	Bilateral	Medical Equipment Supply Phase III 2000014	11/10/2000	20/02/2031	Standard Loan	Government of Kenya	287,414,760
2001001	USD	Instituto De Credito:Kingdom Of Spain.	Bilateral	Rural Electrification Phase II-Spain	14/02/2001	01/06/2031	Standard Loan	Government of Kenya	319,370,935
2001003	XDR	International Fund For Agricultural Dev.	Multilateral	Central Kenya Dry Area Smallholder	27/02/2001	01/12/2040	Standard Loan	Government of Kenya	919,044,373
2001004	XDR	International Development Association	Multilateral	Decentralized HIV/AIDS and Reprodution Health	07/03/2001	01/07/2040	Standard Loan	Government of Kenya	3,456,793,501
2001005	XDR	International Development Association	Multilateral	Public Sector Management Technical Assistance Project	26/09/2001	01/06/2041	Standard Loan	Government of Kenya	1,452,029,965
2001006	XDR	International Development Association	Multilateral	Regional Trade Facilitation Project	06/08/2001	15/03/2041	Standard Loan	Government of Kenya	2,897,781,880
2001113	EUR	Govt of Fed. Republic of Germany - GTZ	Bilateral	Eldoret Water - Converted from DEM 1989013	31/12/2001	30/06/2039	Standard Loan	Government of Kenya	1,209,564,420
2001114	EUR	Govt of Fed. Republic of Germany - GTZ	Bilateral	Timboroa - Eldoret Road (Converted from DEM 1989012)	31/12/2001	30/06/2039	Standard Loan	Government of Kenya	937,412,380
2001115	EUR	Govt of Fed. Republic of Germany - GTZ	Bilateral	Commodity Aid XIV - Converted from DEM 1989006	31/12/2001	30/06/2039	Standard Loan	Government of Kenya	341,879,831
2001116	EUR	Govt of Fed. Republic of Germany - GTZ	Bilateral	Kericho Sanitation and Supporting Services - Converted from DEM 1990001	31/12/2001	30/12/2039	Standard Loan	Government of Kenya	387,060,590
2001117	EUR	Govt of Fed. Republic of Germany - GTZ	Bilateral	Road Gravelling Project Phase II Converted from DEM 1990021	31/12/2001	30/06/2040	Standard Loan	Government of Kenya	246,576,233
2001118	EUR	Govt of Fed. Republic of Germany - GTZ	Bilateral	Financial Sector Adjustment - Converted from DEM 1990020	31/12/2001	30/12/2029	Standard Loan	Government of Kenya	533,631,352
2001119	EUR	Govt of Fed. Republic of Germany - GTZ	Bilateral	Wholesale Market Mombasa - Converted from DEM 1991006	31/12/2001	30/12/2041	Standard Loan	Government of Kenya	54,398,514
2001120	EUR	Govt of Fed. Republic of Germany - GTZ	Bilateral	Agricultural Sector Adjustment Programme -Converted from DEM 1991016	31/12/2001	30/12/2031	Standard Loan	Government of Kenya	663,125,900
2001121	EUR	Govt of Fed. Republic of Germany - GTZ	Bilateral	Amala River-Narok Road - Converted from DEM 1995003	31/12/2001	31/12/2046	Standard Loan	Government of Kenya	1,822,983,929
2001122	EUR	Govt of Fed. Republic of Germany - GTZ	Bilateral	Olkaria Phase II Power Plant - Converted from DEM 1999005	31/12/2001	31/12/2039	Standard Loan	Government of Kenya	1,095,930,981
2001123	EUR	Govt of Fed. Republic of Germany - GTZ	Bilateral	Nyeri Sewerage	18/06/2001	30/06/2041	Standard Loan	Government of Kenya	919,891,505
2001124	EUR	Govt of Fed. Republic of Germany - GTZ	Bilateral	Timboroa - Eldoret Road - Converted from DEM 1989012	31/12/2001	31/12/2041	Standard Loan	Government of Kenya	282,367,738
2001126	EUR	Govt of Fed. Republic of Germany - GTZ	Bilateral	Road Maintenance Phase 1 - Converted from DEM 1997006	31/12/2001	31/12/2035	Standard Loan	Government of Kenya	528,630,325
2001127	EUR	Govt of Fed. Republic of Germany - GTZ	Bilateral	Water Supply Eldoret Enhancement - Converted from DEM 1995013	31/12/2001	30/06/2034	Standard Loan	Government of Kenya	213,096,806
2001128	EUR	Govt of Fed. Republic of Germany - GTZ	Bilateral	Rehab of Kenya Railways Locomotives - Converted from DEM 1998017	31/12/2001	30/06/2044	Standard Loan	Government of Kenya	361,531,169
2001129	EUR	Govt of Fed. Republic of Germany - GTZ	Bilateral	Sabaki	18/12/2001	30/06/2041	Standard Loan	Government of Kenya	254,087,177
2001458	EUR	Government of France	Bilateral	General (MTC,KAA,AERODROMES,KPA,OOP,M of lands & Housing) 2001458	31/12/2001	31/12/2025	Standard Loan	Government of Kenya	1,417,334
2001459	EUR	Government of France	Bilateral	General (MTC,KAA,AERODROMES,KPA,OOP,M of lands & Housing) 2001459	31/12/2001	30/09/2024	Standard Loan	Government of Kenya	851,305

2002005	CNY	Government of China	Bilateral	Shamakhokho-Kipsigak Road Project3	24/04/2002	01/01/2040	Standard Loan	Government of Kenya	1,576,621,169
2002007	USD	Sound Day Corporation	Suppliers Credits	Police Equipment - Addendum 3	14/06/2002	30/06/2022	Standard Loan	Government of Kenya	1,502,459,222
2002008	USD	LBA Systems	Suppliers Credits	Early Warning System for the MET Departm	07/06/2002	10/10/2022	Standard Loan	Government of Kenya	2,531,828,250
2002011	USD	APEX FINANCE CORPORATION	Suppliers Credits	Police Airwing Helicopters	12/07/2002	30/07/2022	Standard Loan	Government of Kenya	753,922,190
2002013	EUR	LBA Systems	Suppliers Credits	Prisons Department	19/11/2002	15/06/2007	Standard Loan	Government of Kenya	5,493,995,741
2002405	EUR	African Development Fund	Multilateral	Ndia Water Supply (Converted from ADF DEM 1981035)	31/12/2002	01/07/2031	Standard Loan	Government of Kenya	75,882,217
2002414	EUR	African Development Fund	Multilateral	Mumias - Kakamega Road Project (Converted from ADF FRF 1983061)	31/12/2002	01/07/2033	Standard Loan	Government of Kenya	146,480,835
2002417	EUR	African Development Fund	Multilateral	Rural Health Programme (Converted from ADF ITK 1986025)	31/12/2002	01/01/2036	Standard Loan	Government of Kenya	48,570,787
2002429	EUR	African Development Fund	Multilateral	Industrial Sector Adjustment Loan-ISAP (Converted from ITK 1989065 ADF)	31/12/2002	01/01/2039	Standard Loan	Government of Kenya	936,625,373
2002430	EUR	African Development Fund	Multilateral	Third Nairobi Water (Converted from DEM 1989069 ADF)	31/12/2002	01/07/2039	Standard Loan	Government of Kenya	226,568,808
2002433	EUR	African Development Fund	Multilateral	Thika-Makutano Road (Converted from DEM 1989075 ADF) 2002433	31/12/2002	01/01/2039	Standard Loan	Government of Kenya	141,488,714
2002435	EUR	African Development Fund	Multilateral	Rural Roads upgrading proj. (Converted from FRF 1991053 ADF)	31/12/2002	01/01/2041	Standard Loan	Government of Kenya	844,517,442
2002437	EUR	African Development Fund	Multilateral	Ziwa-Kitale Road (Converted from FRF 1991052 ADF)	31/12/2002	01/07/2041	Standard Loan	Government of Kenya	395,175,564
2002438	EUR	African Development Fund	Multilateral	Agricultural Sector Adjustment Prog. (Converted from FRF 1991042 ADF)	31/12/2002	01/07/2041	Standard Loan	Government of Kenya	400,032,666
2002441	EUR	African Development Fund	Multilateral	Export Development Programme (Converted from DEM 1993011 ADF)	31/12/2002	01/10/2043	Standard Loan	Government of Kenya	1,646,144,532
2002443	EUR	African Development Fund	Multilateral	Education II (Converted from FRF 1993015 ADF)	31/12/2002	01/07/2043	Standard Loan	Government of Kenya	8,218,897
2002445	EUR	African Development Fund	Multilateral	Third Nairobi Water-Supplementary Loan (Converted from DEM 1996021 ADF)	31/12/2002	01/10/2046	Standard Loan	Government of Kenya	501,817,125
2003001	XDR	International Fund For Agricultural Dev.	Multilateral	Mt.Kenya E. Pilot pj.for Nat. Res. Mngmt	26/02/2003	01/06/2043	Standard Loan	Government of Kenya	1,738,157,947
2003005	EUR	Govt of Fed. Republic of Germany - GTZ	Bilateral	Rehabilitation of Maai Mahiu-Narok RD 2003005	05/08/2003	30/06/2047	Standard Loan	Government of Kenya	2,265,406,646
2003010	EUR	Midland Finance & Securities Limited	Suppliers Credits	Administration Police	29/05/2003	29/10/2022	Standard Loan	Government of Kenya	7,499,624,252
2004001	XDR	International Fund For Agricultural Dev.	Multilateral	South Nyanza Community Devt. Project	17/03/2004	15/06/2044	Standard Loan	Government of Kenya	1,545,648,261
2004003	XDR	International Development Association	Multilateral	Northern Corridor Transport Improvement	25/06/2004	15/05/2044	Standard Loan	Government of Kenya	23,578,361,278
2004004	XDR	International Development Association	Multilateral	Agricultural Productivity Project	25/06/2004	15/05/2044	Standard Loan	Government of Kenya	3,111,167,880
2004005	XDR	International Development Association	Multilateral	Micro, Small and Medium Ent. Comp. Proj	04/08/2004	15/03/2044	Standard Loan	Government of Kenya	1,706,041,314
2004006	XDR	International Development Association	Multilateral	Energy Sector Recovery Project August 2004	04/08/2004	01/06/2044	Standard Loan	Government of Kenya	8,495,554,732
2004008	USD	Organisation of Petroleum Exp Countries	Multilateral	Rural Health Project III Sep 02, 2004	02/09/2004	15/09/2025	Standard Loan	Government of Kenya	100,604,496
2004010	EUR	Govt of Fed. Republic of Germany - GTZ	Bilateral	Geothermal Power Plant Olkaria IV-Invest	23/09/2004	30/06/2057	Standard Loan	Government of Kenya	1,385,711,993
2004011	EUR	Govt of Fed. Republic of Germany - GTZ	Bilateral	Water Supp. & sanitation Nzoia Cluster	23/09/2004	30/12/2046	Standard Loan	Government of Kenya	1,247,907,974
2004012	EUR	Govt of Fed. Republic of Germany - GTZ	Bilateral	Smallholder Irrigation Prg. Mt Kenya Reg	23/09/2004	31/12/2044	Standard Loan	Government of Kenya	395,559,344
2004013	EUR	Agence Francaise De Development	Bilateral	Kisumu Drinking Water Purification Proj.	08/09/2004	31/10/2024	Standard Loan	Government of Kenya	267,581,634
2004016	USD	Arab Bank For Econ.Dev.In Africa	Multilateral	Rehab & Dev of Irrigated land Hola Ph.1	02/12/2004	01/01/2033	Standard Loan	Government of Kenya	319,564,862
2004017	XDR	International Development Association	Multilateral	Financial & Legal Sector Tech. Assist.Pj	16/11/2004	01/09/2044	Standard Loan	Government of Kenya	1,951,918,333
2004022	EUR	Govt of Fed. Republic of Germany - GTZ	Bilateral	Water Sector Development-(Water Supply and Sanitation Programme Nzoia Cluster, Phase I)	23/09/2004	30/06/2044	Standard Loan	Government of Kenya	1,125,903,600
2004302	EUR	Government of Belgium	Bilateral	Paris Club Resch.2004 Belgium (ODA)	14/09/2004	01/07/2025	Standard Loan	Government of Kenya	6,791,477
2004305	EUR	Govt of Fed. Republic of Germany - GTZ	Bilateral	Paris Club Resch. 2004 Germany(ODA- KFW)	12/10/2004	30/06/2025	Standard Loan	Government of Kenya	228,571,679
2004306	DKK	Government of Denmark	Bilateral	Paris Club Resch. 2004 Denmark	24/06/2004	01/07/2025	Standard Loan	Government of Kenya	213,376,154
2004313	JPY	Government of Japan	Bilateral	Paris Club Rescheduling (Japan Ministry of Agriculture) Food Agency	15/01/2004	30/06/2025	Standard Loan	Government of Kenya	25,697,236
2004320	EUR	Nordic Development Fund	Multilateral	Energy Sector Recovery Project November 2004	30/11/2004	15/09/2044	Standard Loan	Government of Kenya	1,426,379,340
2004421	EUR	Nordic Development Fund	Multilateral	Northern Corridor Transport Improvement Project	05/10/2004	15/09/2044	Standard Loan	Government of Kenya	2,277,731,324
2005004	USD	Organisation of Petroleum Exp Countries	Multilateral	Emali- Loitoktok Road Project	21/04/2005	15/05/2026	Standard Loan	Government of Kenya	180,776,959
2005005	USD	Arab Bank For Econ.Dev.In Africa	Multilateral	Emali _ Loitoktok Road Project	01/05/2005	01/03/2032	Standard Loan	Government of Kenya	882,708,823
2005006	EUR	Agence Francaise De Development	Bilateral	Micro Finance Sector Support Project	25/05/2005	31/03/2025	Standard Loan	Government of Kenya	194,646,169
2005007	EUR	Agence Francaise De Development	Bilateral	Nairobi Mombasa Electricity Reinforcemen	25/05/2005	31/03/2025	Standard Loan	Government of Kenya	501,774,086
2005009	KRW	Export - Import Bank - Korea	Export Credit	Road maintanance equipment renewal project	11/10/2005	20/10/2035	Standard Loan	Government of Kenya	1,877,685,446
2005010	EUR	Govt of Fed. Republic of Germany - GTZ	Bilateral	Nzoia Phase 1, cluster 2	11/08/2005	30/06/2051	Standard Loan	Government of Kenya	801,004,467
2005011	USD	Organisation of Petroleum Exp Countries	Multilateral	Garissa Sewerage	21/12/2005	15/07/2025	Standard Loan	Government of Kenya	73,075,152
2006001	EUR	Agence Francaise De Development	Bilateral	Extension of Electricity Network in 6 Rural Provinces	11/01/2006	31/07/2025	Standard Loan	Government of Kenya	567,222,695
2006002	EUR	Agence Francaise De Development	Bilateral	Rehab of Sasumua Dam & Water and Sewerage Disposal Networks In Nairobi	11/01/2006	31/10/2025	Standard Loan	Government of Kenya	801,584,135
2006007	CNY	Exim Bank of China	Bilateral	Kenya(Chemositsit-Kisii & Kamburu - Meru) Power Distribution System Mordernization & Strenthening...	23/01/2006	21/03/2026	Standard Loan	Government of Kenya	693,148,511
2006008	CNY	Exim Bank of China	Bilateral	Kenya Rural Telecommunications Development Programme	23/01/2006	21/09/2026	Standard Loan	Government of Kenya	778,327,124
2006010	USD	Arab Bank For Econ.Dev.In Africa	Multilateral	Dundori - Njabini Road	13/04/2006	01/11/2036	Standard Loan	Government of Kenya	1,018,732,482
2006011	XDR	International Development Association	Multilateral	Institutional Reform and Capacity Building Project	24/04/2006	15/11/2045	Standard Loan	Government of Kenya	1,228,543,902

2006012	EUR	Agence Francaise De Development	Bilateral	Rural Roads Improvement in 3 Districts in Central Province	29/05/2006	30/04/2026	Standard Loan	Government of Kenya	642,617,847
2006015	XDR	International Development Association	Multilateral	East Africa Trade and Transport Facilitation Project	05/04/2006	15/11/2045	Standard Loan	Government of Kenya	14,921,705,942
2006016	USD	Organisation of Petroleum Exp Countries	Multilateral	Dundori-Ol Kalou-Njabini Road Project	06/09/2006	15/03/2026	Standard Loan	Government of Kenya	267,931,729
2006017	EUR	Govt of Fed. Republic of Germany - GTZ	Bilateral	Extension programme of Rural Infrastructure in Mt Kenya Region	10/07/2006	31/12/2045	Standard Loan	Government of Kenya	501,674,139
2006018	XDR	International Development Association	Multilateral	Education Sector Support Project	04/12/2006	01/11/2046	Standard Loan	Government of Kenya	6,490,235,735
2006021	XDR	International Fund For Agricultural Dev.	Multilateral	Smallholder Dairy Commercialisation Programme	25/01/2006	15/12/2045	Standard Loan	Government of Kenya	1,893,449,088
2006022	EUR	Govt of Fed. Republic of Germany - GTZ	Bilateral	Water Sector Development Programme(Phase 11 stage 1)	27/11/2006	30/06/2049	Standard Loan	Government of Kenya	1,141,226,363
2007004	SAR	Saudi Development Fund	Bilateral	Dundori-Njabini Road Project	28/02/2007	30/11/2036	Standard Loan	Government of Kenya	1,045,381,865
2007005	XDR	International Development Association	Multilateral	Development of the National Statistical System Project	23/05/2007	01/11/2046	Standard Loan	Government of Kenya	1,507,891,971
2007006	XDR	International Development Association	Multilateral	Natural Resource Management Project	07/05/2007	15/11/2046	Standard Loan	Government of Kenya	6,885,100,197
2007007	XDR	International Development Association	Multilateral	Western Kenya Community Driven Development and Flood Mitigation Project	07/05/2007	15/11/2046	Standard Loan	Government of Kenya	8,846,334,282
2007009	XDR	International Development Association	Multilateral	Total War Against HIV and AIDS Project 2007	18/07/2007	15/05/2047	Standard Loan	Government of Kenya	9,549,569,190
2007010	EUR	KBC BANK	Bilateral	Ngong Hills Wind Turbines Project	26/10/2007	26/10/2024	Standard Loan	Government of Kenya	135,736,151
2007012	USD	Organisation of Petroleum Exp Countries	Multilateral	Bura Irrigation Rehabilitation Project	19/11/2007	15/12/2031	Standard Loan	Government of Kenya	482,310,931
2007013	KWD	KUWAIT FUND FOR ARAB ECONOMIC DEV.	Bilateral	Bura Irrigation and Settlement Scheme Rehabilitation Project	13/12/2007	15/08/2034	Standard Loan	Government of Kenya	55,544,563
2007014	USD	Arab Bank For Econ.Dev.In Africa	Multilateral	Garissa Sewerage Project -Kenya	04/06/2007	01/04/2039	Standard Loan	Government of Kenya	460,300,032
2007015	EUR	KBC BANK	Bilateral	Rabai-Galu Project	26/10/2007	30/09/2025	Standard Loan	Government of Kenya	251,292,946
2007017	CNY	Exim Bank of China	Bilateral	E-Government Project	24/12/2007	21/03/2028	Standard Loan	Government of Kenya	2,184,945,330
2007018	CNY	Exim Bank of China	Bilateral	Procurement of Power Line Materials	24/12/2007	21/03/2028	Standard Loan	Government of Kenya	301,951,906
2007023	XDR	International Fund For Agricultural Dev.	Multilateral	Smallholder Horticulture Marketing Programme	10/07/2007	15/12/2046	Standard Loan	Government of Kenya	2,266,350,597
2008001	USD	Arab Bank For Econ.Dev.In Africa	Multilateral	Bura Irrigation and Settlement Scheme Rehab. Proj.	28/04/2008	01/08/2043	Standard Loan	Government of Kenya	906,196,293
2008002	XDR	International Development Association	Multilateral	Water and Sanitation Service Improvement Project	04/06/2008	15/10/2047	Standard Loan	Government of Kenya	18,060,516,760
2008003	EUR	Govt of Fed. Republic of Germany - GTZ	Bilateral	Smallholder Irrigation Programme Mt. Kenya Phase II	21/05/2008	30/06/2046	Standard Loan	Government of Kenya	457,485,081
2008004	EUR	Govt of Fed. Republic of Germany - GTZ	Bilateral	Water Sector Dev. Prog. Ph.II Stg.2 (INV. Measure)	21/05/2008	30/12/2048	Standard Loan	Government of Kenya	3,704,323,638
2008005	CNY	Exim Bank of China	Bilateral	Kenya Procurement of Equipments for National Youth Sevice Project	15/12/2008	21/09/2028	Standard Loan	Government of Kenya	3,257,779,316
2008006	USD	Exim Bank of China	Bilateral	Nairobi Eastern and Notherm Bypass Project	15/12/2008	21/01/2029	Standard Loan	Government of Kenya	5,787,036,000
2008007	EUR	KBC BANK	Bilateral	Kilimambogo-Githambo-Nyaga-Kiganjo Power Project	03/12/2008	31/05/2024	Standard Loan	Government of Kenya	83,699,691
2008009	EUR	Government of Belgium	Bilateral	Secondary Schools E-learning Package and related Infrastructure	03/12/2008	31/12/2042	Standard Loan	Government of Kenya	668,265,780
2009003	EUR	Agence Francaise De Development	Bilateral	Mombasa Nairobi Power Transmission Line	03/04/2009	31/01/2032	Standard Loan	Government of Kenya	5,566,358,400
2009004	EUR	Agence Francaise De Development	Bilateral	Mombasa Water and Sanitation Services Improvement Project	03/04/2009	31/03/2032	Standard Loan	Government of Kenya	3,941,472,493
2009005	XDR	International Development Association	Multilateral	Cash Transfer and Orphans and Vulnerable Children Project	08/05/2009	15/11/2048	Standard Loan	Government of Kenya	6,125,386,776
2009006	XDR	International Development Association	Multilateral	Lake Victoria Enviromental Management Project 11 phase1	08/05/2009	15/11/2048	Standard Loan	Government of Kenya	3,648,283,106
2009007	XDR	International Development Association	Multilateral	Energy Sector Recovery Project Amended	08/05/2009	01/12/2048	Standard Loan	Government of Kenya	10,060,939,516
2009008	XDR	International Development Association	Multilateral	Nothern Corridor Transport Improvement Project Amended	08/05/2009	15/11/2048	Standard Loan	Government of Kenya	32,988,269,993
2009012	CNY	Exim Bank of China	Bilateral	Kenya Power Distribution System Modernization and strengthening Project (Phase 2) 1	01/08/2009	21/09/2029	Standard Loan	Government of Kenya	6,576,588,353
2009014	EUR	Agence Francaise De Development	Bilateral	Nairobi and Kisumu Water and Sanitation Projects	25/09/2009	30/09/2032	Standard Loan	Government of Kenya	5,127,297,179
2009015	XDR	International Development Association	Multilateral	East African Productivity Project	14/08/2009	15/05/2069	Standard Loan	Government of Kenya	3,868,886,076
2009016	SAR	Saudi Development Fund	Bilateral	Pediatric Emergency Center & National Burns Center at KNH	26/11/2009	31/05/2039	Standard Loan	Government of Kenya	10,957,478
2009017	USD	Organisation of Petroleum Exp Countries	Multilateral	Kenyatta National Hospital Upgrading Project	03/02/2009	15/08/2035	Standard Loan	Government of Kenya	24,614,056
2009022	EUR	Govt of Fed. Republic of Germany - GTZ	Bilateral	Improvement of Rural Roads and market Infrastructure in western Kenya	07/12/2009	31/12/2048	Standard Loan	Government of Kenya	943,824,320
2009023	USD	Arab Bank For Econ.Dev.In Africa	Multilateral	Upgrading of Kenyatta National Hospital Project	12/05/2009	01/10/2045	Standard Loan	Government of Kenya	149,090,315
2009024	EUR	European Investment Bank	Multilateral	Mombasa Nairobi Transmission Line Project	21/12/2009	31/03/2037	Standard Loan	Government of Kenya	4,613,006,153
2009025	CNY	Exim Bank of China	Bilateral	Nairobi-Thika Highway Improvemnt Project	18/12/2009	21/03/2030	Standard Loan	Government of Kenya	11,952,735,600
2009026	KRW	Korea Economic Dev. Co-operation Fund	Bilateral	Technology Development Center Extension Project	03/08/2009	20/08/2039	Standard Loan	Government of Kenya	1,155,826,728
2009027	XDR	International Fund For Agricultural Dev.	Multilateral	South Nyanza Community Dvpt Project	30/09/2009	15/06/2051	Standard Loan	Government of Kenya	649,068,156
2009028	XDR	International Development Association	Multilateral	Kenya Agricultural Productivity and Agribusiness Project	06/07/2009	01/05/2049	Standard Loan	Government of Kenya	8,427,633,385
2009029	EUR	Government of Belgium	Bilateral	Thika-Gatundu West Project	09/11/2009	31/12/2041	Standard Loan	Government of Kenya	873,305,032
2010001	CNY	Exim Bank of China	Bilateral	Olkaria IV Geothermal Production Wells Drilling Project	13/04/2010	21/03/2030	Standard Loan	Government of Kenya	6,895,583,014
2010004	XDR	International Development Association	Multilateral	Kenya Municipal Project	20/05/2010	15/11/2049	Standard Loan	Government of Kenya	12,819,362,563
2010005	XDR	International Development Association	Multilateral	Kenya Youth Empowerment Project	20/05/2010	15/11/2049	Standard Loan	Government of Kenya	2,003,291,738
2010006	EUR	Government of Italy	Bilateral	Rehabilitation of Kirandich and Kiambere basins	08/07/2010	14/07/2058	Standard Loan	Government of Kenya	434,634,854
2010008	EUR	Agence Francaise De Development	Bilateral	Kisumu Urban project	05/07/2010	31/01/2035	Standard Loan	Government of Kenya	3,813,241,627
2010009	EUR	Agence Francaise De Development	Bilateral	Roads 2000 -Phase II Project	05/07/2010	31/07/2036	Standard Loan	Government of Kenya	4,358,159,258
2010010	USD	Arab Bank For Econ.Dev.In Africa	Multilateral	Construction of Nuno-Modogashe Road Project	19/07/2010	01/12/2045	Standard Loan	Government of Kenya	831,576,801
2010011	USD	Organisation of Petroleum Exp Countries	Multilateral	Nuno-Modogashe Road Upgrading Project	01/06/2010	15/12/2029	Standard Loan	Government of Kenya	412,304,717
2010012	USD	Organisation of Petroleum Exp Countries	Multilateral	Dundori-Olkalou-Njabini Road Project (Supplementary Loan)	23/03/2010	15/04/2029	Standard Loan	Government of Kenya	482,676,764
2010013	KWD	KUWAIT FUND FOR ARAB ECONOMIC DEV.	Bilateral	Nuno-Modogashe Road Project	20/09/2010	31/05/2038	Standard Loan	Government of Kenya	1,601,750,736
2010014	XDR	International Development Association	Multilateral	East Africa Public Health Laboratory Project	05/07/2010	15/02/2050	Standard Loan	Government of Kenya	3,001,454,205

2010015	XDR	International Development Association	Multilateral	Kenya Electricity Expansion Project 2010	05/07/2010	15/02/2050	Standard Loan	Government of Kenya	43,142,808,252
2010018	USD	Exim Bank India	Bilateral	Finance of Power Transmission Lines	16/11/2010	04/02/2028	Standard Loan	Government of Kenya	3,903,819,872
2010019	XDR	International Development Association	Multilateral	Kenya Coastal Development Project	17/11/2010	15/05/2050	Standard Loan	Government of Kenya	3,996,014,403
2010021	XDR	International Fund For Agricultural Dev.	Multilateral	Programme for Rural Outreach of Financial Innovations and Technologies	22/12/2010	15/12/2050	Standard Loan	Government of Kenya	3,583,279,102
2010024	CNY	Government of China	Bilateral	Economic and Technical Cooperation 2010	24/09/2010	01/08/2033	Standard Loan	Government of Kenya	302,175,900
2010026	AED	Abu Dhabi Fund for Arab Econ Cooperation	Bilateral	Nuno Modogashe Road Project 2010	25/11/2010	30/11/2032	Standard Loan	Government of Kenya	632,554,216
2011002	CNY	Exim Bank of China	Bilateral	Rehabilitation and Upgrading of Equipment in Universities and Technical institutes Phase 1 Project	18/03/2011	21/03/2031	Standard Loan	Government of Kenya	2,529,677,999
2011004	CNY	Exim Bank of China	Bilateral	Enterprise Messaging And Collaboration System(EMACS) Project	18/03/2011	21/03/2031	Standard Loan	Government of Kenya	3,977,358,000
2011005	EUR	Government of Belgium	Bilateral	Nanyuki-Isiolo-Meru Electrification Project-GOBE	31/03/2011	31/12/2047	Standard Loan	Government of Kenya	1,232,869,921
2011008	XDR	International Development Association	Multilateral	Kenya Transport Sector Support Project	23/05/2011	15/02/2051	Standard Loan	Government of Kenya	38,622,261,840
2011009	XDR	International Development Association	Multilateral	Kenya Informal Settlements Improvement Project	23/05/2011	15/11/2050	Standard Loan	Government of Kenya	13,037,711,610
2011010	CNY	Exim Bank of China	Bilateral	Kenya Kenyatta University, Teaching, Research and Refferal Hospital Project	17/06/2011	21/03/2032	Standard Loan	Government of Kenya	10,493,271,577
2011012	EUR	Govt of Fed. Republic of Germany - GTZ	Bilateral	Private Sector Development in Agriculture, Smallholder Irrigation Programme Mount Kenya (Phase III)	14/07/2011	30/06/2051	Standard Loan	Government of Kenya	470,691,943
2011015	USD	Arab Bank For Econ.Dev.In Africa	Multilateral	Rural Electrification Project in 5 Regions	23/09/2011	01/06/2045	Standard Loan	Government of Kenya	1,074,853,439
2011016	USD	Organisation of Petroleum Exp Countries	Multilateral	Rural Electrification Project	25/09/2011	15/10/2033	Standard Loan	Government of Kenya	453,738,677
2011017	USD	Exim Bank of China	Bilateral	Kenya Nairobi Southern Bypass	01/12/2011	21/01/2032	Standard Loan	Government of Kenya	18,162,389,907
2011018	CNY	Government of China	Bilateral	Economic and Technical Cooperation 2011	18/07/2011	01/04/2032	Standard Loan	Government of Kenya	1,119,170,000
2011019	EUR	Govt of Fed. Republic of Germany - GTZ	Bilateral	Water Sector DVT Programme Lake Victoria South (Investment Measures	30/12/2011	30/06/2052	Standard Loan	Government of Kenya	4,998,654,893
2011020	XDR	International Development Association	Multilateral	East Africa Trade and Transport Facilitatio Projec	03/08/2011	15/05/2051	Standard Loan	Government of Kenya	3,769,980,295
2011021	XDR	International Development Association	Multilateral	Total War Against HIV and AIDS Project 2011	27/02/2011	15/11/2050	Standard Loan	Government of Kenya	7,015,790,815
2012003	USD	African Development Fund	Multilateral	Menengai Geothermal Development Project- Strategic Fund	12/03/2012	01/10/2051	Standard Loan	Government of Kenya	830,227,756
2012005	USD	Exim Bank of China	Bilateral	Provision of Drilling Materials for Eighty (80) Geothermal Wells at Olkaria Geothermal Field Project	23/05/2012	21/07/2032	Standard Loan	Government of Kenya	40,203,206,828
2012006	XDR	International Fund For Agricultural Dev.	Multilateral	Upper Tana Catchment Natural Resource Management Project 2012006	23/05/2012	15/02/2052	Standard Loan	Government of Kenya	4,307,600,452
2012007	EUR	International Fund For Agricultural Dev.	Multilateral	Upper Tana Catchment Natural Resource Management Project 2012007	23/05/2012	15/02/2052	Standard Loan	Government of Kenya	2,093,983,015
2012008	XDR	International Development Association	Multilateral	Additional Financing Water and Sanitation Project	21/06/2012	15/04/2052	Standard Loan	Government of Kenya	39,906,032,775
2012009	XDR	International Development Association	Multilateral	Nairobi Metropolitan Improvement Project	21/06/2012	15/11/2051	Standard Loan	Government of Kenya	39,495,187,968
2012011	EUR	Instituto De Credito:Kingdom Of Spain.	Bilateral	Development of Solar Energy in Several Districts	29/02/2012	25/04/2030	Standard Loan	Government of Kenya	935,402,799
2012012	KWD	KUWAIT FUND FOR ARAB ECONOMIC DEV.	Bilateral	Development of Schools Infrastructure in Nyamira County(Previously North Nyamira/Borabu) Project	01/01/2012	15/02/2043	Standard Loan	Government of Kenya	-
2012013	EUR	Instituto De Credito:Kingdom Of Spain.	Bilateral	Ngong II Windfarm Developement	29/02/2012	27/04/2030	Standard Loan	Government of Kenya	1,883,842,707
2012014	XDR	International Development Association	Multilateral	Kenya National Urban Improvement Project	26/09/2012	15/05/2052	Standard Loan	Government of Kenya	8,932,836,453
2012027	CNY	Exim Bank of China	Bilateral	Kenya NOFBI and E-Government Expansion Project	08/10/2012	21/09/2032	Standard Loan	Government of Kenya	6,773,754,427
2012028	XDR	International Development Association	Multilateral	Eastern Electricity Highway Project under the First Phase of the Regional Eastern Africa Power In...	05/12/2012	15/05/2052	Standard Loan	Government of Kenya	43,137,464,490
2012029	XDR	International Development Association	Multilateral	Infrustructure Finance and Public Private Partnerships Project	05/12/2012	15/10/2051	Standard Loan	Government of Kenya	5,342,729,831
2012030	XDR	International Development Association	Multilateral	Judicial Perfomance Improvement Project	05/12/2012	15/08/2052	Standard Loan	Government of Kenya	16,162,100,093
2012034	EUR	Government of Belgium	Bilateral	Ngong hills turbines	09/09/2012	31/12/2043	Standard Loan	Government of Kenya	1,015,181,093
2013003	USD	Exim Bank of China	Bilateral	Kenya Procurement of Equipments for National Youth Service Project (Phase II)	25/03/2013	21/03/2034	Standard Loan	Government of Kenya	9,067,606,270
2013006	EUR	DEUTSCHE BANK ESPANOLA	Bilateral	Design, Supply and Construction of a Transmission line 400kV	30/06/2013	23/04/2031	Standard Loan	Government of Kenya	530,295,251
2013008	EUR	Government of Belgium	Bilateral	Sondu- Homa-Bay Electrification	21/08/2013	31/12/2045	Standard Loan	Government of Kenya	1,424,728,934
2013011	XDR	International Development Association	Multilateral	National Safety Programme For Results	09/09/2013	01/05/2053	Standard Loan	Government of Kenya	29,225,197,843
2013012	XDR	International Development Association	Multilateral	Kenya Water Security and Climate Resilience Project	29/07/2013	15/04/2053	Standard Loan	Government of Kenya	17,304,682,450
2013014	CNY	Exim Bank of China	Bilateral	Nairobi City Center E.H.V and 66 KV Network Upgrade and Reinforecement Project	01/11/2013	21/09/2033	Standard Loan	Government of Kenya	14,342,594,000
2013015	EUR	Government of Finland	Bilateral	Upgrade of Juja Substation Project	16/12/2013	01/03/2025	Standard Loan	Government of Kenya	620,015,907
2013016	EUR	BNP PARIBAS FPORTIS	Buyers Credit	Clinical Waste Disposal Project. Medical Supplies	12/12/2013	30/09/2031	Standard Loan	Government of Kenya	947,415,641
2013020	USD	Organisation of Petroleum Exp Countries	Multilateral	Kenya Electricity Expansion Project 2013	04/02/2013	15/08/2035	Standard Loan	Government of Kenya	1,621,138,137
2013021	USD	Arab Bank For Econ.Dev.In Africa	Multilateral	Rehabilitation of Water Supply and Sewarage for Oloitokitok Town Project	04/09/2013	01/08/2045	Standard Loan	Government of Kenya	1,395,017,304
2013022	EUR	BELFIUS BANK SA	Buyers Credit	Turnkey Construction of Drinking Water Facilities in Iten and Tambach	04/10/2013	15/03/2030	Standard Loan	Government of Kenya	1,260,124,475
2013023	XDR	International Development Association	Multilateral	Additional Financing for Cash Transfer for Orphans and Vulnerable Childrem	05/12/2013	15/10/2053	Standard Loan	Government of Kenya	1,400,754,276

2013030	SAR	Saudi Development Fund	Bilateral	Nuno Modogashe Road Project 2013	06/09/2013	30/11/2043	Standard Loan	Government of Kenya	1,537,185,700
2013031	SAR	Saudi Development Fund	Bilateral	Rural Electrification in Five Regions Project	06/09/2013	30/11/2043	Standard Loan	Government of Kenya	696,178,654
2013032	AED	Abu Dhabi Fund for Arab Econ Cooperation	Bilateral	Rural Electrification in Five Regions	23/09/2013	30/11/2032	Standard Loan	Government of Kenya	720,550,902
2014001	EUR	Govt of Fed. Republic of Germany - GTZ	Bilateral	Kenya Water Security and Climate Resilience Project- Lower Nzoia Irrigation Project Phase 1	24/01/2014	31/12/2053	Standard Loan	Government of Kenya	2,271,984,549
2014005	EUR	Unicredit Bank Austria	Buyers Credit	Export Credit for Fire Fighting Equipment For Nairobi Cosmopolitan	03/04/2014	30/06/2030	Standard Loan	Government of Kenya	606,989,410
2014006	USD	Exim Bank of China	Bilateral	Kenya Mombasa Nairobi Standard Gauge Railway project	11/05/2014	21/07/2034	Standard Loan	Government of Kenya	207,739,753,847
2014008	USD	Exim Bank of China	Bilateral	Kenya Mombasa Nairobi Standard Gauge Railway Project (comm)	11/05/2014	21/07/2029	Standard Loan	Government of Kenya	177,142,974,922
2014009	XDR	International Development Association	Multilateral	Kenya Transport Sector Financing Agreement 2	31/03/2014	01/02/2054	Standard Loan	Government of Kenya	28,092,566,447
2014010	CNY	Government of China	Bilateral	Economic and Technical Cooperation 2014	10/05/2014	01/06/2033	Standard Loan	Government of Kenya	190,930,402
2014011	USD	Citigroup Global Markets Deutschland AG	Commercial Bank	International Sovereign Bond 10 Year Tranche Due 2024	24/06/2014	24/06/2024	International Sovereign Bond	Government of Kenya	321,502,000,000
2014012	EUR	Govt of Fed. Republic of Germany - GTZ	Bilateral	Steamfield Development Bogoria-Silali Block	10/07/2014	01/08/2029	Standard Loan	Government of Kenya	7,494,727,646
2014013	EUR	Govt of Fed. Republic of Germany - GTZ	Bilateral	Nairobi Water Distribution Network	26/06/2014	30/06/2029	Standard Loan	Government of Kenya	2,381,644,657
2014014	XDR	International Development Association	Multilateral	Kenya Petroleum Technical Assistance Project	14/08/2014	15/04/2052	Standard Loan	Government of Kenya	5,411,656,580
2014017	EUR	Instituto De Credito:Kingdom Of Spain.	Bilateral	FISH Quality Control Labaratories in Kenya	10/11/2014	25/09/2036	Standard Loan	Government of Kenya	847,034,288
2014018	EUR	Instituto De Credito:Kingdom Of Spain.	Bilateral	Digital Terrestrial Television Network	19/11/2014	25/03/2035	Standard Loan	Government of Kenya	1,484,433,284
2014020	EUR	Government of Belgium	Bilateral	Clinical Laboratory and Radiology Services Improvement Project	14/08/2014	31/12/2045	Standard Loan	Government of Kenya	666,015,578
2014023	XDR	International Development Association	Multilateral	Regional Pastoral Livelihoods and Resillience Project	19/05/2014	15/02/2054	Standard Loan	Government of Kenya	10,711,977,200
2015001	EUR	Government of Austria	Bilateral	Medical Equipment Package for the Kabarnet Hospital	27/02/2015	31/03/2037	Standard Loan	Government of Kenya	414,407,197
2015003	XDR	International Development Association	Multilateral	Additional Financing for Lake Victoria Environment Management Project	07/07/2015	15/05/2053	Standard Loan	Government of Kenya	1,239,478,909
2015005	EUR	Govt of Fed. Republic of Germany - GTZ	Bilateral	Small Scale Holder Irrigation in Mount Kenya Region Phase 1V	26/02/2015	31/12/2059	Standard Loan	Government of Kenya	451,841,606
2015007	XDR	International Development Association	Multilateral	Financial Sector Support	04/06/2015	01/02/2053	Standard Loan	Government of Kenya	3,902,287,829
2015008	XDR	International Development Association	Multilateral	East Africa Regional Transport, Trade and Development Facilitation	20/07/2015	15/05/2053	Standard Loan	Government of Kenya	62,018,473,380
2015009	USD	Arab Bank For Econ.Dev.In Africa	Multilateral	Cancer Care Treatment in Kisii Hospital Project	03/06/2015	30/04/2045	Standard Loan	Government of Kenya	9,332,366
2015011	JPY	Government of Japan	Bilateral	Health Sector Policy for Attainment of the Universal Health Coverage	17/08/2015	20/08/2055	Standard Loan	Government of Kenya	4,351,824,000
2015012	CNY	Exim Bank of China	Bilateral	Development of Solar Power Project in Garissa	31/08/2015	21/03/2036	Standard Loan	Government of Kenya	18,646,199,382
2015015	USD	Government of Poland	Bilateral	Modernisation of Agriculture	22/09/2015	15/05/2049	Standard Loan	Government of Kenya	3,337,038,047
2015016	USD	Bank-Leumi LE-Israel B.M	Buyers Credit	Galana - Kulalu Food Security Project	31/08/2015	30/06/2026	Standard Loan	Government of Kenya	2,357,860,767
2015017	EUR	Government of Belgium	Bilateral	Fire Fighting Equipment-Government of Belgium Portion	01/01/2015	31/12/2044	Standard Loan	Government of Kenya	1,182,851,160
2015019	EUR	CommerzBank of Belgium	Buyers Credit	Kajiado Rural Water Supply Project - Bank	25/09/2015	28/10/2025	Standard Loan	Government of Kenya	211,438,383
2015021	EUR	Government of Belgium	Bilateral	Kajiado Rural Water Supply Project - GOBE	28/09/2015	31/12/2046	Standard Loan	Government of Kenya	1,419,421,392
2015023	USD	Exim Bank of China	Bilateral	Kenya Nairobi-Naivasha Standard Gauge Railway Project	03/12/2015	21/07/2036	Standard Loan	Government of Kenya	185,269,952,076
2015024	EUR	Instituto De Credito:Kingdom Of Spain.	Bilateral	Design Engineering and Supply of Five Modula Metallic Bridges	17/02/2015	08/07/2043	Standard Loan	Government of Kenya	1,079,413,808
2015025	XDR	International Development Association	Multilateral	Coastal Region Water Security and Climate Resilience Project - Mwache Dam	01/01/2015	15/10/2052	Standard Loan	Government of Kenya	8,359,901,511
2015029	XDR	International Development Association	Multilateral	Kenya Statistics Program for Results -KSPfR	02/10/2015	15/04/2053	Standard Loan	Government of Kenya	6,923,762,198
2015030	XDR	International Development Association	Multilateral	Kenya Electricity Modernization Project - KeMP	29/06/2015	15/11/2052	Standard Loan	Government of Kenya	31,076,442,940
2015032	XDR	International Development Association	Multilateral	Additional Financing for the Eastern Africa Public Health Laboratory Networking Project	21/10/2015	15/02/2053	Standard Loan	Government of Kenya	1,415,002,612
2015033	EUR	BELFIUS BANK SA	Buyers Credit	Sabor-Iten Tambach Water Supply Project -Keiyo District	12/08/2015	17/03/2032	Standard Loan	Government of Kenya	1,025,658,237
2015034	XDR	International Fund For Agricultural Dev.	Multilateral	Kenya Cereal Enhancement Programme-Climate Resellent Agricultural Livelihood Window-KCEP-CRAL	26/08/2015	15/05/2055	Standard Loan	Government of Kenya	9,086,210,028
2015035	XDR	International Development Association	Multilateral	Additional Financing-Kenya Water Security and Climate Resilience Project	07/09/2015	15/04/2053	Standard Loan	Government of Kenya	424,844,879
2015036	EUR	Govt of Fed. Republic of Germany - GTZ	Bilateral	Support to Water and Sanitation Services Peri-urban Areas	28/09/2015	31/12/2055	Standard Loan	Government of Kenya	2,992,892,598
2016031	JPY	Government of Japan	Bilateral	Olkaria V Geothermal Power Development Project	09/03/2016	20/04/2046	Standard Loan	Government of Kenya	31,095,428,851
2016032	USD	African Development Bank	Multilateral	Small Scale Irrigation and Value Addition Project - SIVAP	01/01/2016	15/12/2035	Standard Loan	Government of Kenya	3,830,466,194
2016034	EUR	CommerzBank of Belgium	Buyers Credit	Vihiga Cluster Water Supply Apr 15, 2016	15/04/2016	14/05/2026	Standard Loan	Government of Kenya	341,384,996
2016035	EUR	Government of Belgium	Bilateral	Vihiga Cluster Water Supply Apr 14, 2016	14/04/2016	31/12/2045	Standard Loan	Government of Kenya	1,833,419,295
2016036	XDR	International Development Association	Multilateral	Kenya Devolution Support Program	15/04/2016	15/10/2053	Standard Loan	Government of Kenya	28,565,867,405
2016039	USD	African Development Bank	Multilateral	Sirari Corridor Accessibility and Road Safety Improvement Project: Isebania-Kisii-Ahero	01/01/2016	15/12/2035	Standard Loan	Government of Kenya	25,774,614,477
2016041	XDR	International Development Association	Multilateral	Additional Financing for Kenya Electricity Expansion Project	29/06/2016	15/02/2054	Standard Loan	Government of Kenya	9,716,642,565
2016042	XDR	International Development Association	Multilateral	Transforming Health System for Universal Care Project	04/07/2016	15/02/2054	Standard Loan	Government of Kenya	20,425,684,032
2016043	XDR	International Development Association	Multilateral	Youth Employement and Opportunities Project	04/07/2016	15/05/2054	Standard Loan	Government of Kenya	20,994,201,295
2016044	USD	Arab Bank For Econ.Dev.In Africa	Multilateral	Upgrading of Gilgil Machinery Road Project	25/05/2016	01/12/2045	Standard Loan	Government of Kenya	1,575,928,318
2016047	XDR	International Development Association	Multilateral	Eastern and Southern Africa Higher Education Centres of Excellence Project-ACE-Phase II	04/07/2016	15/02/2054	Standard Loan	Government of Kenya	2,489,774,945

2016048	CNY	Exim Bank of China	Bilateral	Kenya National Fibre Backbone Infrastructure Phase II-NOFBI II	19/05/2016	21/03/2037	Standard Loan	Government of Kenya	14,525,915,981
2016049	XDR	International Development Association	Multilateral	National Agricultural and Rural Inclusive Growth Project	14/10/2016	15/05/2054	Standard Loan	Government of Kenya	29,002,478,299
2016050	USD	Exim Bank India	Bilateral	Development of Various Small and Medium Enterprises	11/07/2016	17/11/2043	Standard Loan	Government of Kenya	745,806,441
2016051	USD	Exim Bank India	Bilateral	Upgrade of Rift Valley Textiles Factory	11/07/2016	05/08/2042	Standard Loan	Government of Kenya	4,462,212,472
2016052	USD	Exim Bank of China	Bilateral	Upgrading of Kibwezi-Mutomo-Kitui Road project	28/11/2016	21/07/2032	Standard Loan	Government of Kenya	25,265,911,377
2016053	EUR	Government of Belgium	Bilateral	IT County Connectivity Project Phase III	21/11/2016	31/12/2047	Standard Loan	Government of Kenya	1,994,893,164
2016057	EUR	KBC BANK	Bilateral	Private Nationalwide Governmental Network with Voice and Data Applications Phase III-A	28/11/2016	08/12/2030	Standard Loan	Government of Kenya	700,351,484
2016058	USD	African Development Bank	Multilateral	Last Mile Connectivity Project II	17/10/2016	01/08/2036	Standard Loan	Government of Kenya	18,820,449,802
2016060	XDR	International Fund For Agricultural Dev.	Multilateral	Additional Financing for Smallholder Dairy Commercialization Programme	23/03/2016	15/12/2055	Standard Loan	Government of Kenya	2,565,416,577
2017001	USD	African Development Bank	Multilateral	ADB-Kenya Towns Sustainable Water Supply and Sanitation Program	09/01/2017	01/02/2042	Standard Loan	Government of Kenya	38,129,399,920
2017007	CNY	Exim Bank of China	Bilateral	Kenya Power Distribution System Modernization and Strengthening Project Phase II	21/02/2017	21/03/2035	Standard Loan	Government of Kenya	640,070,616
2017009	USD	Exim Bank of China	Bilateral	Construction of Nairobi ICD Yard and Access Roads	20/02/2017	21/07/2034	Standard Loan	Government of Kenya	18,991,559,658
2017010	USD	Exim Bank of China	Bilateral	Kenya Techincal and Vocational Training Laboratories Project	14/02/2017	21/01/2034	Standard Loan	Government of Kenya	18,342,433,671
2017011	USD	Exim Bank of China	Bilateral	Kenya Karimenu Phase II Dam Water Supply Project	14/02/2017	21/07/2042	Standard Loan	Government of Kenya	29,011,945,026
2017013	XDR	International Development Association	Multilateral	Kenya Climate Smart Agriculture Project	07/04/2017	15/05/2055	Standard Loan	Government of Kenya	38,180,748,149
2017014	CNY	Exim Bank of China	Bilateral	Kenya Power Transmission Expansion Project	04/04/2017	21/07/2035	Standard Loan	Government of Kenya	8,961,048,054
2017017	XDR	International Development Association	Multilateral	Additional Financing for the National Safety Net Programme for Results	27/04/2017	01/02/2055	Standard Loan	Government of Kenya	5,395,395,794
2017020	SAR	Saudi Development Fund	Bilateral	Cancer Center at Kisii Hospital	01/01/2017	30/11/2044	Standard Loan	Government of Kenya	-
2017021	XDR	International Development Association	Multilateral	Development Response to Displacement Impacts Project - DRDIP	29/05/2017	15/02/2055	Standard Loan	Government of Kenya	15,516,697,955
2017022	USD	African Development Bank	Multilateral	Kapchorwa-Suam-Kitale and Eldoret Bypass Roads Project	31/05/2017	01/04/2042	Standard Loan	Government of Kenya	8,135,639,688
2017025	EUR	Societe Generale	Commercial Bank	Rabai Kilifi Transmission Line-SACE Portion	07/04/2017	09/05/2035	Standard Loan	Government of Kenya	1,693,751,876
2017026	EUR	Govt of Fed. Republic of Germany - GTZ	Bilateral	EAC Kenya South Sudan Regional Corridor	24/04/2017	30/03/2032	Standard Loan	Government of Kenya	-
2017027	EUR	Govt of Fed. Republic of Germany - GTZ	Bilateral	Regional Mombasa Port Road Access Project	31/03/2017	31/03/2033	Standard Loan	Government of Kenya	1,467,805,326
2017028	XDR	International Development Association	Multilateral	Water and Sanitation Development Project	21/06/2017	15/02/2055	Standard Loan	Government of Kenya	-
2017029	EUR	International Development Association	Multilateral	Water and Sanitation Development Project-IDA Scale UP	21/06/2017	15/02/2047	Standard Loan	Government of Kenya	36,027,374,360
2017033	USD	Exim Bank of China	Bilateral	Kenya Power Transmission Improvement	16/05/2017	01/11/2037	Standard Loan	Government of Kenya	-
2017034	EUR	Instituto De Credito:Kingdom Of Spain.	Bilateral	Rwabura Irrigation Development Project	18/07/2017	06/09/2038	Standard Loan	Government of Kenya	686,931,822
2017036	EUR	International Development Association	Multilateral	Additional Financing For the Infrastructure Finance and Public Private Partnership Project - IDA	07/08/2017	15/05/2047	Standard Loan	Government of Kenya	4,679,466,169
2017037	USD	Exim Bank of China	Bilateral	Kamburu- Embu - Kibirigwi - Thika - 220KV Transmission Line and Associated 220-132KV Substation W...	01/08/2017	21/07/2034	Standard Loan	Government of Kenya	-
2017039	EUR	KBC BANK	Bilateral	Homabay Cluster Water Supply Project	18/07/2017	25/11/2033	Standard Loan	Government of Kenya	1,093,857,815
2017040	EUR	International Development Association	Multilateral	Off Grid Solar Access Project for Underserved Counties	05/09/2017	15/05/2047	Standard Loan	Government of Kenya	5,559,328,980
2017046	EUR	International Development Association	Multilateral	Kenya Secondary Eduation Quality Improvement Project	27/09/2017	15/05/2047	Standard Loan	Government of Kenya	26,300,819,359
2017047	EUR	International Development Association	Multilateral	Program to Strengthen Governance for Enabling Service Delivery and Public Investment in Kenya	27/09/2017	15/03/2047	Standard Loan	Government of Kenya	20,536,058,586
2017048	USD	International Development Association	Multilateral	Kenya Urban Support Program	14/09/2017	15/02/2047	Standard Loan	Government of Kenya	44,396,776,096
2017052	EUR	Unicredit Bank Austria	Buyers Credit	Mother and Child - Our Future Supply of Medical Equipment Inclusive of Training	23/11/2017	03/06/2038	Standard Loan	Government of Kenya	1,113,271,678
2017053	EUR	ING Bank Germany	Buyers Credit	Commissioning of Damen 4000 Tonne Slipway - Commercial Loan - at the Kenya Naval Base Mtongwe, Mo...	04/12/2017	04/12/2024	Standard Loan	Government of Kenya	217,880,337
2017054	EUR	ING Bank Germany	Buyers Credit	Commissioning of Damen 4000 Tonne Slipway - ECA Backed- at the Kenya Naval Base Mtongwe, Mombasa	04/12/2017	04/09/2030	Standard Loan	Government of Kenya	6,320,021,333
2017055	EUR	Erste Group of Banks	Commercial Bank	Upgrade the Maternal & New born Care Unit in Kapenguria District Hospital, Chepkorio Health Centr...	07/12/2017	03/10/2040	Standard Loan	Government of Kenya	869,743,500
2017058	USD	Korea Economic Dev. Co-operation Fund	Bilateral	Establishment of Kenya Advanced Institute of Science and Technology	28/12/2017	20/12/2057	Standard Loan	Government of Kenya	4,911,671,826
2017061	EUR	European Investment Bank	Multilateral	Kenya Power Distribution Last Mile Connectivity	27/03/2017	15/02/2039	Standard Loan	Government of Kenya	-
2017065	USD	Exim Bank India	Bilateral	Agricultural Mechanization Project	11/01/2017	11/09/2045	Standard Loan	Government of Kenya	-
2018002	JPY	Government of Japan	Bilateral	Olkaria 1 Units 1, 2 and 3 Geothermal Power Plant Rehabilitation Project	16/03/2018	20/04/2048	Standard Loan	Government of Kenya	-
2018003	USD	Citigroup Global Markets Deutschland AG	Commercial Bank	International Sovereign Bond 10 Year Tranche Due 2028	28/02/2018	28/02/2028	International Sovereign Bond	Government of Kenya	160,751,000,000
2018004	USD	Citigroup Global Markets Deutschland AG	Commercial Bank	International Sovereign Bond 30 Year Tranche Due 2048	28/02/2018	27/08/2048	International Sovereign Bond	Government of Kenya	160,751,000,000
2018005	KWD	KUWAIT FUND FOR ARAB ECONOMIC DEV.	Bilateral	Samatar-Wajir Road Project 2018	15/05/2018	31/05/2043	Standard Loan	Government of Kenya	-
2018007	USD	Trade and Development Bank	Commercial Bank	Kenya Airways (KQ) Refinancing	21/06/2018	22/06/2029	Standard Loan	Government of Kenya	9,645,060,000
2018009	USD	International Fund For Agricultural Dev.	Multilateral	Aquaculture Business Development Programme	22/06/2018	15/05/2058	Standard Loan	Government of Kenya	3,453,895,857
2018011	CNY	Exim Bank of China	Bilateral	Kenya Nairobi Western Bypass Project	01/01/2018	21/03/2038	Standard Loan	Government of Kenya	25,992,289,299

2018015	EUR	Govt of Fed. Republic of Germany - GTZ	Bilateral	Drought Resilience in Northern Kenya	24/12/2018	15/02/2058	Standard Loan	Government of Kenya	283,884,278
2018016	EUR	International Development Association	Multilateral	Kenya Industry and Entrepreneurship Project	03/08/2018	15/03/2048	Standard Loan	Government of Kenya	810,216,602
2018017	EUR	International Development Association	Multilateral	East Africa Skills Transformation and Regional Integration Project	18/12/2018	15/10/2048	Standard Loan	Government of Kenya	5,107,010,095
2018018	EUR	International Development Association	Multilateral	Disaster Risk Management development policy Financing with a Catastrophe Deffered Drawdown Option...	26/07/2018	15/02/2048	Standard Loan	Government of Kenya	28,296,391,583
2018019	USD	International Development Association	Multilateral	Lake Vistoria Environmental Mangement	27/06/2018	15/05/2025	Standard Loan	Government of Kenya	19,278,083
2019002	USD	Trade and Development Bank	Commercial Bank	USD 250 Million Eastern and Southern African Trade and Developement	17/01/2019	23/01/2029	Standard Loan	Government of Kenya	22,326,527,780
2019003	EUR	International Development Association	Multilateral	Kenya Social and Economic Inclusion Project	31/01/2019	15/04/2053	Standard Loan	Government of Kenya	19,753,677,841
2019006	CNY	Exim Bank of China	Bilateral	Kenya Konza Data Center and Smart City Facilities	26/04/2019	21/09/2038	Standard Loan	Government of Kenya	17,562,588,124
2019007	USD	Citigroup Global Markets Europe AG	Commercial Bank	International Sovereign Bond 8 Year Tranche Due 2027	22/05/2019	22/05/2027	International Sovereign Bond	Government of Kenya	144,675,900,000
2019008	USD	Citigroup Global Markets Deutschland AG	Commercial Bank	International Sovereign Bond 13 Year Tranche Due 2032.	22/05/2019	22/05/2032	International Sovereign Bond	Government of Kenya	192,901,200,000
2019009	EUR	African Development Bank	Multilateral	Green Zones Development Support Project - Phase II 2019009	23/04/2019	15/08/2043	Standard Loan	Government of Kenya	556,191,168
2019011	XDR	International Development Association	Multilateral	Inclusive Growth and Fiscal Management Development Policy Financing	19/06/2019	15/02/2049	Standard Loan	Government of Kenya	115,292,455,290
2019012	EUR	Govt of Fed. Republic of Germany - GTZ	Bilateral	Promotion of Youth Employment and Vocational Training in Kenya, Phase II	30/12/2019	28/02/2058	Standard Loan	Government of Kenya	60,552,360
2019013	EUR	Govt of Fed. Republic of Germany - GTZ	Bilateral	Lake Nakuru Biodiversity Conservation Project	30/12/2019	15/11/2057	Standard Loan	Government of Kenya	109,962,088
2019016	EUR	African Development Bank	Multilateral	Nairobi River Basin Rehabilitation & Restoration Programm: Sewerage Improvement Project Phase II	19/06/2019	01/05/2044	Standard Loan	Government of Kenya	5,196,582,755
2019017	EUR	African Development Bank	Multilateral	Supplementary Financing for Ethiopia -Kenya Electricity Highway Project	01/01/2019	15/02/2044	Standard Loan	Government of Kenya	2,586,832,730
2019018	EUR	African Development Bank	Multilateral	Thwake Multi-purpose Water Development Program (MWDP) Phase I-Additional Financing_AGTF	19/06/2019	15/08/2044	Standard Loan	Government of Kenya	6,824,948,080
2019019	EUR	African Development Bank	Multilateral	Thwake Multi-Purpose Water Development Program (MWDP) Phase I_Additional Financing_ADB	19/06/2019	15/02/2044	Standard Loan	Government of Kenya	28,446,410,825
2019020	EUR	Intl Bank for Reconstruction & Developmt	Multilateral	Affordable Housing Finance Project	05/12/2019	15/01/2044	Standard Loan	Government of Kenya	16,465,354,131
2019021	EUR	Instituto De Credito:Kingdom Of Spain.	Bilateral	T-Mall Flyover Project for the Design, Supply, Building and Installation of a Steel Flyover for V...	25/01/2019	30/09/2054	Standard Loan	Government of Kenya	4,044,307,275
2020001	EUR	Govt of Fed. Republic of Germany - GTZ	Bilateral	Development of the Water and Sanitation Sector	02/01/2020	15/11/2057	Standard Loan	Government of Kenya	540,809,225
2020002	EUR	Banco Bilbao Vicaya Argentaria, S.A	Financial Institution	Construction of Five Footbridges in Mombasa and Langata Road_ CESCE Facility	17/01/2020	15/01/2033	Standard Loan	Government of Kenya	1,848,246,240
2020003	EUR	Banco Bilbao Vicaya Argentaria, S.A	Financial Institution	Construction of Five Footbridges in Mombasa and Langata Road_COMMERCIAL Facility	17/01/2020	17/06/2025	Standard Loan	Government of Kenya	108,720,368
2020006	EUR	International Development Association	Multilateral	COVID- 19 Emergency Response Project	03/04/2020	15/11/2049	Standard Loan	Government of Kenya	5,745,858,074
2020007	EUR	African Development Bank	Multilateral	Operationalization of the Kenya Mortgage Refinance Company	02/04/2020	15/11/2044	Standard Loan	Government of Kenya	11,115,321,930
2020008	XDR	International Monetary Fund	Multilateral	PRGT - Rapid Credit Facility (RCF) - Response to Covid-19 Pandemic	30/04/2020	11/05/2030	Standard Loan	Government of Kenya	115,825,920,800
2020009	USD	International Development Association	Multilateral	Second Inclusive Growth and Fiscal Management Development Policy Financing	20/05/2020	15/05/2050	Standard Loan	Government of Kenya	120,563,250,000
2020010	USD	Intl Bank for Reconstruction & Developmt	Multilateral	Second Inclusive Growth and Fiscal Management Development Policy Financing- Loan Agreement	20/05/2020	15/05/2049	Standard Loan	Government of Kenya	40,187,750,000
2020011	EUR	International Development Association	Multilateral	Marine Fisheries and Socio-Economic Development Project- Credit No. 6540 - KEw-	02/06/2020	15/02/2045	Standard Loan	Government of Kenya	5,771,709,365
2020012	EUR	African Development Bank	Multilateral	Kenol-Sagana-Marua Highway Improvement Project-AGTF	09/01/2020	15/02/2044	Standard Loan	Government of Kenya	2,800,433,577
2020013	EUR	African Development Bank	Multilateral	Kenol-Sagana-Marua Highway Improvement Project-ADB	09/01/2020	15/08/2043	Standard Loan	Government of Kenya	14,497,713,703
2020014	EUR	African Development Bank	Multilateral	Covid-19 Emergency Response Support Program-ERSP	22/05/2020	01/02/2044	Standard Loan	Government of Kenya	32,702,355,600
2020015	EUR	International Development Association	Multilateral	Emergency Locust Response Project	28/05/2020	01/05/2050	Standard Loan	Government of Kenya	5,632,316,875
2020016	EUR	Govt of Fed. Republic of Germany - GTZ	Bilateral	Promotion of Youth Employment and Vocational Training	21/02/2020	30/06/2058	Standard Loan	Government of Kenya	424,289,263
2020018	EUR	African Development Bank	Multilateral	Bagamoyo-Horohoro-Lunga Lunga-Malindi Road Project -Phase1	10/06/2020	15/11/2044	Standard Loan	Government of Kenya	3,937,379,642
2020020	EUR	Government of France	Bilateral	Financing of the Supply of Medical Equipment & Associated Services to Public Healthcare Instituti...	27/08/2020	30/06/2060	Standard Loan	Government of Kenya	4,742,881,123
2020021	JPY	Government of Japan	Bilateral	Health Sector Policy for Attainment of Universal Health Coverage (Phase 2)	27/08/2020	20/08/2050	Standard Loan	Government of Kenya	8,703,648,000
2020022	EUR	International Development Association	Multilateral	Second Informal Settlement Improvement Project	17/08/2020	15/04/2050	Standard Loan	Government of Kenya	4,705,649,213
2020023	EUR	International Development Association	Multilateral	Horn of Africa Gateway Development Project	07/10/2020	01/05/2050	Standard Loan	Government of Kenya	15,953,508,288
2020026	EUR	European Investment Bank	Multilateral	LV WATSAN KISUMU/Expansion of water supply and wastewater in Kisumu city	01/10/2020	30/09/2042	Standard Loan	Government of Kenya	1,199,904,395
2020028	EUR	International Fund For Agricultural Dev.	Multilateral	Aquaculture Business Development Programme (ABDP)- Additional Financing	16/07/2020	15/05/2060	Standard Loan	Government of Kenya	802,761,979
2020029	EUR	International Fund For Agricultural Dev.	Multilateral	Upper Tana Catchment Natural Resource Management Project (Additional Financing)	13/07/2020	15/02/2054	Standard Loan	Government of Kenya	1,929,276,798

2021001	USD	Organisation of Petroleum Exp Countries	Multilateral	Samatar- Wajir Road Project	02/02/2021	15/05/2040	Standard Loan	Government of Kenya	-
2021002	EUR	KBC BANK	Bilateral	Ithanga Water Supply Project-Phase III	01/01/2021	15/06/2039	Standard Loan	Government of Kenya	530,955,214
2021004	USD	Export - Import Bank - Korea	Export Credit	Nairobi ITS Establishment and Junctions Improvement Project	29/01/2021	20/01/2061	Standard Loan	Government of Kenya	132,359,972
2021005	USD	Export - Import Bank - Korea	Export Credit	Establishment of Bus Rapid Transit Line 5 Project	29/01/2021	20/01/2061	Standard Loan	Government of Kenya	406,366,530
2021006	USD	Export - Import Bank - Korea	Export Credit	Nairobi ITS Establishment and Junctions Improvement Project Phase II	29/01/2021	20/01/2061	Standard Loan	Government of Kenya	-
2021010	USD	International Development Association	Multilateral	The Accelerated Reforms for an Inclusive and Resilient Recovery Development Policy Operation (DPO3)	14/06/2021	15/05/2051	Standard Loan	Government of Kenya	120,563,250,000
2021011	USD	Citigroup Global Markets Europe AG	Commercial Bank	International Sovereign Bond Due 2033 and 2034	23/06/2021	23/01/2034	International Sovereign Bond	Government of Kenya	160,751,000,000
2021012	USD	Arab Bank For Econ.Dev.In Africa	Multilateral	Samatar-Wajir Road Project 2021012	07/06/2021	01/03/2049	Standard Loan	Government of Kenya	-
2021013	SAR	Saudi Development Fund	Bilateral	Samatar-Wajir Road Project 2021013	07/06/2021	31/05/2051	Standard Loan	Government of Kenya	-
2021014	EUR	KBC BANK	Bilateral	Phase II of the Medical Waste Management Project June 2021	25/06/2021	27/12/2036	Standard Loan	Government of Kenya	1,427,667,983
2021015	EUR	Government of Belgium	Bilateral	Phase II of the Medical Waste Management Project May 2021	12/05/2021	31/12/2062	Standard Loan	Government of Kenya	715,414,726
2021016	EUR	International Development Association	Multilateral	Second Additional Financing - COVID-19 Emergency Response Project	13/07/2021	15/04/2051	Standard Loan	Government of Kenya	1,706,064,921
2021017	EUR	African Development Bank	Multilateral	Competitiveness and Economic Recovery Support Programme (CERSP)	25/06/2021	15/06/2046	Standard Loan	Government of Kenya	15,655,383,000
2021018	EUR	Agence Francaise De Development	Bilateral	Engineering and Science Complex of The University of Nairobi	29/10/2021	31/10/2041	Standard Loan	Government of Kenya	-
2021020	USD	International Development Association	Multilateral	Financing Locally Led Climate Action Program	10/11/2021	15/10/2051	Standard Loan	Government of Kenya	10,690,123,002
2021021	EUR	International Development Association	Multilateral	Additional Financing For COVID-19 Emergency Response Project (Amendment6598)	09/02/2021	15/01/2051	Standard Loan	Government of Kenya	3,478,974,000
2021300	CNY	Exim Bank of China	Bilateral	DSSI China For 2006007 and 2006008 Phase I	01/01/2021	21/03/2026	Debt relief	Government of Kenya	204,279,647
2021301	USD	Exim Bank of China	Bilateral	DSSI China For Preferential Buyers Credit Phase I	21/01/2021	21/01/2027	Debt relief	Government of Kenya	4,593,335,346
2021302	CNY	Exim Bank of China	Bilateral	DSSI China for Buyers Credit - CNY Portion Phase I	21/01/2021	21/01/2027	Debt relief	Government of Kenya	14,758,818
2021303	CNY	Exim Bank of China	Bilateral	DSSI China for Government Concessional Loan Phase I	21/03/2021	21/07/2027	Debt relief	Government of Kenya	4,396,723,462
2021304	USD	Exim Bank of China	Bilateral	DSSI China for Buyers Credit - USD Portion Phase I	01/01/2021	21/01/2027	Debt relief	Government of Kenya	16,053,351,380
2021305	EUR	Government of Italy	Bilateral	DSSI Italy Phase I - Loan No. 2001372	30/03/2021	15/06/2027	Debt relief	Government of Kenya	5,599,944
2021306	EUR	Government of Belgium	Bilateral	DSSI Belgium for loan no. 2004302 Phase I	01/01/2021	01/07/2027	Debt relief	Government of Kenya	1,703,551
2021307	EUR	Government of France	Bilateral	DSSI France Phase I - Banque De France for Loan No. 2004307	18/06/2021	01/07/2027	Debt relief	Government of Kenya	178,468,806
2021308	EUR	Government of France	Bilateral	DSSI France Phase I - Natixis Various Loans	01/01/2021	01/07/2027	Debt relief	Government of Kenya	40,682,971
2021309	EUR	Agence Francaise De Development	Bilateral	DSSI France Phase I - AFD Various Loans EUR	01/01/2021	01/07/2027	Debt relief	Government of Kenya	3,751,727,318
2021310	USD	Agence Francaise De Development	Bilateral	DSSI France Phase I - AFD USD Loan 2015031	01/01/2021	01/07/2027	Debt relief	Government of Kenya	36,332,885
2021311	EUR	Govt of Fed. Republic of Germany - GTZ	Bilateral	DSSI Germany - For Loan 2014013 - Phase 1	01/01/2021	15/06/2027	Debt relief	Government of Kenya	172,934,626
2021312	EUR	Govt of Fed. Republic of Germany - GTZ	Bilateral	DSSI Germany - Various Loans - Phase 1	01/01/2021	15/06/2027	Debt relief	Government of Kenya	644,716,199
2021314	KRW	Export - Import Bank - Korea	Export Credit	DSSI Korea Phase I - Loan No. 2005009 & 2009026	31/01/2021	15/06/2027	Debt relief	Government of Kenya	93,085,236
2021315	EUR	Govt of Fed. Republic of Germany - GTZ	Bilateral	DSSI Germany For Loan 2014012 - Phase 1	01/01/2021	15/06/2027	Debt relief	Government of Kenya	477,665,741
2021316	USD	Instituto De Credito:Kingdom Of Spain.	Bilateral	DSSI Phase 1 - Spain for Various Loans - USD	01/01/2021	15/06/2027	Debt relief	Government of Kenya	60,646,292
2021317	EUR	Instituto De Credito:Kingdom Of Spain.	Bilateral	DSSI Phase 1 Spain for Various Loans - EUR	01/01/2021	15/06/2027	Debt relief	Government of Kenya	839,361,470
2021318	DKK	Government of Denmark	Bilateral	DSSI Denmark Phase I	01/01/2021	01/07/2027	Debt relief	Government of Kenya	49,787,769
2021319	DKK	Government of Denmark	Bilateral	DSSI Denmark Phase II	01/01/2021	01/01/2028	Debt relief	Government of Kenya	56,900,308
2021320	USD	Instituto De Credito:Kingdom Of Spain.	Bilateral	DSSI Spain for Various Loans (Phase II) - USD	21/07/2021	15/12/2027	Debt relief	Government of Kenya	69,130,317
2021321	EUR	Government of Belgium	Bilateral	DSSI Belgium for various loans Phase II	30/12/2021	01/01/2028	Debt relief	Government of Kenya	71,431,326
2021322	EUR	Government of Italy	Bilateral	DSSI Italy Phase II - Loan No. 2001372	30/09/2021	15/12/2027	Debt relief	Government of Kenya	4,601,528
2021323	EUR	Instituto De Credito:Kingdom Of Spain.	Bilateral	DSSI Spain for Various Loans (Phase II) - EUR	01/07/2021	15/06/2028	Debt relief	Government of Kenya	901,768,251
2021324	KRW	Export - Import Bank - Korea	Export Credit	DSSI Korea Phase II - Loan No. 2005009	30/09/2021	15/12/2027	Debt relief	Government of Kenya	71,689,787
2021325	EUR	Govt of Fed. Republic of Germany - GTZ	Bilateral	DSSI Germany for Loan 2014012 - Phase 2	01/07/2021	15/12/2027	Debt relief	Government of Kenya	541,265,044
2021326	EUR	Govt of Fed. Republic of Germany - GTZ	Bilateral	DSSI Germany - For Loan 2014013 - Phase 2	01/07/2021	15/12/2027	Debt relief	Government of Kenya	194,821,575
2021327	EUR	Govt of Fed. Republic of Germany - GTZ	Bilateral	DSSI Germany - Various Loans - Phase 2	01/07/2021	15/12/2027	Debt relief	Government of Kenya	748,112,453
2021328	JPY	Government of Japan	Bilateral	DSSI Japan Phase I Various Loans	01/01/2021	15/06/2027	Debt relief	Government of Kenya	1,782,162,437
2021331	JPY	Government of Japan	Bilateral	DSSI Japan for Various Loans - Phase II	01/07/2021	15/12/2027	Debt relief	Government of Kenya	1,875,354,942
2022001	EUR	Govt of Fed. Republic of Germany - GTZ	Bilateral	Linking Farmers to Markets through Improvement of Rural Roads in Western Kenya	09/02/2022	15/12/2061	Standard Loan	Government of Kenya	-
2022002	EUR	International Development Association	Multilateral	Supporting Access to Finance and Enterprise Recovery Project(SAFER)	08/02/2022	15/06/2051	Standard Loan	Government of Kenya	1,369,458,898
2022003	EUR	Government of Italy	Bilateral	Malindi Integrated Health Development Program - MISHDP Phase II	26/01/2022	17/01/2053	Standard Loan	Government of Kenya	347,897,400
2022004	EUR	International Development Association	Multilateral	Additional Financing for Coastal Region Water Security and Climate Resilience Project	03/03/2022	01/12/2051	Standard Loan	Government of Kenya	-
2022005	EUR	Government of France	Bilateral	Supply of Forest Firefighting Equipment and Associated Services	17/03/2022	31/03/2057	Standard Loan	Government of Kenya	1,633,825,167
2022006	USD	International Development Association	Multilateral	Second Accelerating Reforms for an Inclusive and Resilient Recovery Development Policy Fi... 2022006	18/03/2022	15/03/2052	Standard Loan	Government of Kenya	83,590,520,000

2022007	USD	Intl Bank for Reconstruction & Developmt	Multilateral	Second Accelerating Reforms for an Inclusive and Resilient Recovery Development Policy Fi... 2022007	18/03/2022	15/09/2040	Standard Loan	Government of Kenya	36,972,730,000
2022008	EUR	International Development Association	Multilateral	Primary Education Equity in Learning Program	14/04/2022	01/12/2051	Standard Loan	Government of Kenya	5,698,818,329
2022009	EUR	International Development Association	Multilateral	Additional Financing Emergency Locust Response Project	28/04/2022	01/11/2051	Standard Loan	Government of Kenya	3,478,974,000
2022010	EUR	International Development Association	Multilateral	National Agricultural Value Chain Development Project	10/06/2022	15/12/2051	Standard Loan	Government of Kenya	7,350,082,294
2022011	EUR	International Development Association	Multilateral	De-Risking, Inclusion and Value Enhancement of Pastoral Economies in the Horn of Africa Project	29/06/2022	01/06/2052	Standard Loan	Government of Kenya	4,868,239,211
2022012	EUR	International Development Association	Multilateral	Eastern Africa Regional Statistics Program for Results	27/07/2022	01/04/2052	Standard Loan	Government of Kenya	733,459,912
2022013	EUR	International Development Association	Multilateral	Horn of Africa-Groundwater for Resilience Project	01/09/2022	15/05/2052	Standard Loan	Government of Kenya	1,156,964,240
2022014	EUR	African Development Bank	Multilateral	Competitiveness and Economic Recovery Support Programme (CERP II)	29/08/2022	01/04/2042	Standard Loan	Government of Kenya	15,481,434,300
2022015	USD	Khalifa Fund for Enterprise Development	Bilateral	Support to the MSME Sector Program	05/08/2022	15/01/2051	Standard Loan	Government of Kenya	-
2022017	EUR	Mizuho Bank Europe N.V	Commercial Bank	Upgrading Maternal and Newborn Care Units Project.	12/09/2022	12/09/2034	Standard Loan	Government of Kenya	1,158,677,031
2022019	EUR	Govt of Fed. Republic of Germany - GTZ	Bilateral	Support to Waste Water Management at Lake Victoria South	28/11/2022	15/11/2062	Standard Loan	Government of Kenya	-
2022022	EUR	Govt of Fed. Republic of Germany - GTZ	Bilateral	Programme for Promotion of Entrepreneurship and Employment (Centre for Entrepreneurship)	22/12/2022	15/11/2060	Standard Loan	Government of Kenya	-
2022026	EUR	African Development Bank	Multilateral	Multinational Horn of Africa Isiolo Mandera Corridor: Elwak Rhamu Rd Upgrading Project	09/05/2022	15/11/2046	Standard Loan	Government of Kenya	-
2022300	EUR	Agence Francaise De Development	Bilateral	DSSI France Phase II - AFD Various Loans EUR	01/07/2021	01/01/2028	Debt relief	Government of Kenya	4,251,387,970
2022301	USD	Agence Francaise De Development	Bilateral	DSSI France Phase II - AFD USD Loan 2015031	01/07/2021	01/01/2028	Debt relief	Government of Kenya	41,580,691
2022302	EUR	Government of France	Bilateral	DSSI France Phase II - Natixis Various Loans	01/07/2021	01/01/2028	Debt relief	Government of Kenya	42,402,581
2022303	EUR	Government of France	Bilateral	DSSI France Phase II - Banque De France for Loan No. 2004307	01/07/2021	01/01/2028	Debt relief	Government of Kenya	201,824,007
2022304	JPY	Government of Japan	Bilateral	DSSI Food Agency Japan for Loan 2001301 and 2004313 New	01/06/2021	15/06/2027	Debt relief	Government of Kenya	16,947,145
2023001	EUR	Govt of Fed. Republic of Germany - GTZ	Bilateral	Olkaria I & IV Uprating Geothermal Project	28/02/2023	15/12/2037	Standard Loan	Government of Kenya	-
2023003	EUR	African Development Bank	Multilateral	African Emergency Food Production Facility - Kenya (AEFPF-K)	03/05/2023	15/12/2047	Standard Loan	Government of Kenya	10,958,768,100
2023005	EUR	Africa Export-Import Bank (Afrexim Bank)	Commercial Bank	The US Dollars 600 Million Term Loan Facilities (EUR 273 Million)	12/05/2023	15/11/2027	Standard Loan	Government of Kenya	47,544,287,536
2023006	USD	Intl Bank for Reconstruction & Developmt	Multilateral	The Fiscal Sustainability and Inclusive Green Growth Development Policy Operation (DPO5)	29/05/2023	15/09/2041	Standard Loan	Government of Kenya	80,375,500,000
2023007	USD	International Development Association	Multilateral	The Fiscal Sustainability and Inclusive Green Growth Development Policy Operation (DPO5) - IDA	30/05/2023	15/03/2053	Standard Loan	Government of Kenya	29,738,935,000
2023008	USD	International Development Association	Multilateral	The Fiscal Sustainability and Inclusive Green Growth Development Policy Operation-IDA-sml-(DPO5)	29/05/2023	15/03/2035	Standard Loan	Government of Kenya	50,636,565,000
2023010	EUR	International Development Association	Multilateral	Food Systems Resilience Program for Eastern and Southern Africa Phase 3(Multiphase Programmatic SML)	03/07/2023	15/04/2035	Standard Loan	Government of Kenya	-
2023011	EUR	International Development Association	Multilateral	Food Systems Resilience Program for Eastern and Southern Africa Phase 3 Multiphase Programmatic App	03/07/2023	15/04/2053	Standard Loan	Government of Kenya	-
2023012	EUR	International Development Association	Multilateral	Kenya Digital Economy Acceleration Project - SML	11/07/2023	15/02/2035	Standard Loan	Government of Kenya	-
2023013	EUR	International Development Association	Multilateral	Kenya Digital Economy Acceleration Project	11/07/2023	15/02/2053	Standard Loan	Government of Kenya	-
2023014	USD	Organisation of Petroleum Exp Countries	Multilateral	Development of urban Roads in Five Counties - Phase I Project.	23/10/2023	15/04/2043	Standard Loan	Government of Kenya	16,075,100
2023015	EUR	International Development Association	Multilateral	Kenya Green and Resilient Expansion of Energy Program	15/12/2023	15/04/2053	Standard Loan	Government of Kenya	-
2023016	EUR	International Development Association	Multilateral	Kenya Green and Resilient Expansion of Energy Program -IDA SML	15/12/2023	15/04/2035	Standard Loan	Government of Kenya	-
2023017	EUR	International Development Association	Multilateral	Second Program for Strengthening Governance for Enabling Service Delivery and Public Investment inKE	19/12/2023	15/09/2053	Standard Loan	Government of Kenya	-
2023018	EUR	International Development Association	Multilateral	National Youth Opportunities Towards Advancement Project	06/12/2023	15/04/2053	Standard Loan	Government of Kenya	-
2023019	EUR	International Development Association	Multilateral	National Youth Opportunities Towards Advancement Project -IDA SML	06/12/2023	15/04/2035	Standard Loan	Government of Kenya	-
2023020	XDR	International Development Association	Multilateral	Second Additional Financing for Kenya Water Security and Climate Resilience Project	21/12/2023	15/10/2053	Standard Loan	Government of Kenya	-
2023021	EUR	International Development Association	Multilateral	Second Kenya Urban Support Program	21/12/2023	15/04/2053	Standard Loan	Government of Kenya	-
2023022	EUR	International Development Association	Multilateral	Second Kenya Urban Support Program -SML	21/12/2023	15/04/2035	Standard Loan	Government of Kenya	-
2023303	JPY	Government of Japan	Bilateral	DSSI Food Agency Japan for Loan 2004313	01/07/2021	15/12/2027	Debt relief	Government of Kenya	7,489,366
2024001	EUR	International Development Association	Multilateral	Health Emergency Preparedness,Response and Resilience Program Using the Multiphase Programmatic Appr	03/01/2024	15/05/2053	Standard Loan	Government of Kenya	-
1989015002	XDR	International Development Association	Multilateral	Financial Sector Adjustment Credit. (IDA 20490 SDR 92900000)	12/07/1989	01/03/2024	Standard Loan	Government of Kenya	495,588,985
1989015003	XDR	International Development Association	Multilateral	Financial Sector Adjustment Credit. (IDA 20491 Amount SDR 35300000)	12/07/1989	01/03/2024	Standard Loan	Government of Kenya	188,313,145
1989015004	XDR	International Development Association	Multilateral	Financial Sector Adjustment Credit. (IDA 20492 SDR 48200000)	12/07/1989	01/03/2024	Standard Loan	Government of Kenya	257,130,130
1990018002	XDR	International Development Association	Multilateral	Export Development Project (IDA 21970 SDR 69500000)	21/12/1990	15/10/2030	Standard Loan	Government of Kenya	4,149,184,845
1990018003	XDR	International Development Association	Multilateral	Export Development Project (IDA 21971 SDR 37300000)	21/12/1990	15/10/2030	Standard Loan	Government of Kenya	2,228,603,384
1996022003	USD	African Development Fund	Multilateral	The Third Nairobi Water Supply-Supplementary Loan (JPK-USD CONVERSION 2100150028144(2100150000474))	06/11/1996	01/10/2046	Debt relief	Government of Kenya	2,212,563,455

1998021003	USD	African Development Fund	Multilateral	Rural Health Project - Phase II 1998021 (JPK-USD CONVERSION 2100150006864)	20/07/1998	01/04/2048	Standard Loan	Government of Kenya	355,946,290
1999008002	EUR	Govt of Fed. Republic of Germany - GTZ	Bilateral	Reinstatement of Garsen - Lamu Road (Tr.1)	19/04/1999	30/06/2049	Standard Loan	Government of Kenya	738,367,934
1999008003	EUR	Govt of Fed. Republic of Germany - GTZ	Bilateral	Reinstatement of Garsen - Lamu Road (Tr.2)	19/04/1999	30/06/2049	Standard Loan	Government of Kenya	85,292,101
1999008004	EUR	Govt of Fed. Republic of Germany - GTZ	Bilateral	Reinstatement of Garsen - Lamu Road (Tr.3)	19/04/1999	30/06/2049	Standard Loan	Government of Kenya	101,238,806
1999008005	EUR	Govt of Fed. Republic of Germany - GTZ	Bilateral	Reinstatement of Garsen - Lamu Road (Tr.4)	19/04/1999	30/06/2049	Standard Loan	Government of Kenya	54,619,892
2000010003	USD	African Development Fund	Multilateral	Structural Adjustment Programme Loan (USD Portion 2100150010143)	27/11/2000	01/11/2050	Standard Loan	Government of Kenya	6,280,478,888
2001372003	EUR	Government of Italy	Bilateral	Rehab. of Limuru- Naivasha Road (Converted from ITK 1997017) (Tr.1 - Drawdown 1)	31/12/2001	14/04/2033	Standard Loan	Government of Kenya	26,977,106
2001372004	EUR	Government of Italy	Bilateral	Rehab. of Limuru- Naivasha Road (Converted from ITK 1997017) (Tr.2 - Drawdown 2)	31/12/2001	14/04/2033	Standard Loan	Government of Kenya	6,989,967
2001372005	EUR	Government of Italy	Bilateral	Rehab. of Limuru- Naivasha Road (Converted from ITK 1997017) (Tr.3 - Drowdown 3)	31/12/2001	14/04/2033	Standard Loan	Government of Kenya	8,105,888
2001372006	EUR	Government of Italy	Bilateral	Rehab. of Limuru- Naivasha Road (Converted from ITK 1997017) (Tr.4 - Drawdown 4)	31/12/2001	14/04/2033	Standard Loan	Government of Kenya	32,850,671
2001372007	EUR	Government of Italy	Bilateral	Rehab. of Limuru- Naivasha Road (Converted from ITK 1997017) (Tr.5 - Drawdown 5)	31/12/2001	14/04/2033	Standard Loan	Government of Kenya	23,014,375
2001372008	EUR	Government of Italy	Bilateral	Rehab. of Limuru- Naivasha Road (Converted from ITK 1997017) (Tr.6 - Drawdown 6)	31/12/2001	14/04/2033	Standard Loan	Government of Kenya	4,942,079
2002016003	USD	African Development Fund	Multilateral	Roads 2000- District Rural Roads Rehabilitation Project (USD Portion 2100150009821)	15/02/2002	01/05/2052	Standard Loan	Government of Kenya	2,593,570,391
2002016004	EUR	African Development Fund	Multilateral	Roads 2000- District Rural Roads Rehabilitation Project (EURO Portion 2100150010345)	15/02/2002	01/05/2052	Standard Loan	Government of Kenya	785,371,214
2003003002	XDR	International Development Association	Multilateral	Arid Lands Resource Mangmt. Proj. Ph II (3795-0 KE)	26/06/2003	15/05/2046	Standard Loan	Government of Kenya	7,256,831,088
2003003003	XDR	International Development Association	Multilateral	Arid Lands Resource Mangmt. Proj. Ph II (3795-1 KE)	26/06/2003	15/05/2046	Standard Loan	Government of Kenya	5,653,492,496
2004002004	EUR	African Development Fund	Multilateral	ASAL Based Livestock & Rural Livelihoods (Euro Portion 2100150012048)	30/06/2004	01/05/2054	Standard Loan	Government of Kenya	1,032,908,482
2004002005	USD	African Development Fund	Multilateral	ASAL Based Livestock & Rural Livelihoods (USD Portion 2100150012393)	30/06/2004	01/05/2054	Standard Loan	Government of Kenya	3,011,332,260
2004002006	GBP	African Development Fund	Multilateral	ASAL Based Livestock & Rural Livelihoods (GPB Portion 2100150026894)	30/06/2004	01/05/2054	Standard Loan	Government of Kenya	17,937,997
2004007003	USD	African Development Fund	Multilateral	Education III (USD Portion 2100150009795)	04/06/2004	01/05/2054	Standard Loan	Government of Kenya	4,024,571,530
2004007004	JPY	African Development Fund	Multilateral	Education III (Yen Portion 2100150014295)	04/06/2004	01/11/2053	Standard Loan	Government of Kenya	-
2004007005	EUR	African Development Fund	Multilateral	Education III (Euro Portion 2100150013998)	04/06/2004	01/05/2054	Standard Loan	Government of Kenya	58,506,348
2004007006	GBP	African Development Fund	Multilateral	Education III (GBP-Portion - 2100150026294)	04/06/2004	01/11/2053	Standard Loan	Government of Kenya	357,517,097
2004009002	EUR	Govt of Fed. Republic of Germany - GTZ	Bilateral	Rural Infrastructure-Mt.Kenya Region (Tr.1)	23/09/2004	30/12/2054	Standard Loan	Government of Kenya	655,307,657
2004009003	EUR	Govt of Fed. Republic of Germany - GTZ	Bilateral	Rural Infrastructure-Mt.Kenya Region (Tr.2 - Tranch 2)	23/09/2004	30/12/2054	Standard Loan	Government of Kenya	366,712,573
2004014003	EUR	African Development Fund	Multilateral	Rural Health Project III Sep 06, 2004 (EURO Portion 2100150012398)	06/09/2004	01/05/2054	Standard Loan	Government of Kenya	1,217,054,790
2004014004	USD	African Development Fund	Multilateral	Rural Health Project III Sep 06, 2004 (USD Portion 2100150020096)	06/09/2004	01/05/2054	Standard Loan	Government of Kenya	1,248,002,458
2004014005	GBP	African Development Fund	Multilateral	Rural Health Project III Sep 06, 2004 (GBP-Portion, 2100150025803)	06/09/2004	01/05/2054	Standard Loan	Government of Kenya	829,790,039
2004015003	EUR	African Development Fund	Multilateral	Rift Valley Water Supply & Sanitation (Euro Portion 2100150013045)	06/09/2004	01/05/2054	Standard Loan	Government of Kenya	723,744,875
2004015005	USD	African Development Fund	Multilateral	Rift Valley Water Supply & Sanitation (USD Portion 2100150015552)	06/09/2004	01/05/2054	Standard Loan	Government of Kenya	2,076,263,797
2004307003	EUR	Government of France	Bilateral	Paris Club Resch. 2004 France (ODA) BDF (Tr.1 - Account No.1)	20/10/2004	30/06/2025	Standard Loan	Government of Kenya	34,528,721
2004307004	EUR	Government of France	Bilateral	Paris Club Resch. 2004 France (ODA) BDF (Tr.2 - Account No.2)	20/10/2004	30/06/2025	Standard Loan	Government of Kenya	631,014,674
2004307005	EUR	Government of France	Bilateral	Paris Club Resch. 2004 France (ODA) BDF (Tr.3 - Account No.3)	20/10/2004	30/06/2025	Standard Loan	Government of Kenya	10,739,701
2004307006	EUR	Government of France	Bilateral	Paris Club Resch. 2004 France (ODA) BDF (Tr.4 - Account No.4)	20/10/2004	30/06/2025	Standard Loan	Government of Kenya	5,355,179
2004311002	USD	Government of United States of America	Bilateral	Paris Club Resched.2004 USA (USAID Debts) (Direct Loans Rescheduled (615-X-027R))	11/05/2004	01/07/2025	Standard Loan	Government of Kenya	94,050,404
2004311003	USD	Government of United States of America	Bilateral	Paris Club Resched.2004 USA (USAID Debts) (Direct Loans Rescheduled. 615X028R)	11/05/2004	01/07/2025	Standard Loan	Government of Kenya	48,828,455
2004314002	JPY	Government of Japan	Bilateral	Paris Club Rescheduling ODA-JICA (Japan Rescheduled Amount I)	15/01/2004	30/06/2025	Standard Loan	Government of Kenya	1,925,449,909
2004314003	JPY	Government of Japan	Bilateral	Paris Club Rescheduling ODA-JICA (Paris Rescheduled Amount II)	15/01/2004	30/06/2025	Standard Loan	Government of Kenya	879,259,928
2004316002	JPY	Government of Japan	Bilateral	Paris Club Rescheduling JBIC (KBC,TARDA,EAPC) ODA-JICA (Japan Rescheduled Amount I-1,I-2 and I-3)	15/01/2004	30/06/2025	Standard Loan	Government of Kenya	687,834,070
2004316003	JPY	Government of Japan	Bilateral	Paris Club Rescheduling JBIC (KBC,TARDA,EAPC) ... (Paris Rescheduled Amount II-1,II-2 and II-3 (...)	15/01/2004	30/06/2025	Standard Loan	Government of Kenya	309,532,186

2005001004	EUR	African Development Fund	Multilateral	Mombasa-Nairobi-Addis-Ababa Road Project (Euro Portion 2100150014401)	04/02/2005	01/05/2055	Standard Loan	Government of Kenya	1,335,083,678
2005001005	USD	African Development Fund	Multilateral	Mombasa-Nairobi-Addis-Ababa Road Project (USD Portion-2100150016595)	04/02/2005	01/05/2055	Standard Loan	Government of Kenya	4,862,447,098
2005001006	GBP	African Development Fund	Multilateral	Mombasa-Nairobi-Addis-Ababa Road Project (GBP-Portion 2100150026193)	04/02/2005	01/05/2055	Standard Loan	Government of Kenya	866,547,647
2005002003	EUR	African Development Fund	Multilateral	Multinational Pj. Tsetse& Trypnosomiasis (EUR Portion 2100150011946)	04/02/2005	01/11/2054	Standard Loan	Government of Kenya	340,260,440
2005002004	USD	African Development Fund	Multilateral	Multinational Pj. Tsetse& Trypnosomiasis (USD Portion 2100150014417)	04/02/2005	01/11/2054	Standard Loan	Government of Kenya	1,053,629,505
2005008003	EUR	African Development Fund	Multilateral	Ewaso Ngiro Natural Resources Conservation Project (EUR Portion 2100150011944)	16/06/2005	01/05/2055	Standard Loan	Government of Kenya	675,936,397
2005008005	USD	African Development Fund	Multilateral	Ewaso Ngiro Natural Resources Conservation Project (USD Portion 2100150014410)	16/06/2005	01/05/2055	Standard Loan	Government of Kenya	1,620,195,840
2005008006	GBP	African Development Fund	Multilateral	Ewaso Ngiro Natural Resources Conservation Project (GBP Portion-2100150025805)	16/06/2005	01/05/2055	Standard Loan	Government of Kenya	193,012,338
2005012003	USD	African Development Fund	Multilateral	Green Zones Devt. Support Project (USD Portion 2100150012402)	30/11/2005	01/11/2055	Standard Loan	Government of Kenya	4,757,461,217
2005012004	EUR	African Development Fund	Multilateral	Green Zones Devt. Support Project (Euro Portion 2100150014345)	30/11/2005	01/11/2055	Standard Loan	Government of Kenya	108,622,207
2005012005	JPY	African Development Fund	Multilateral	Green Zones Devt. Support Project (Yen Portion 2100150014397)	30/11/2005	01/11/2055	Standard Loan	Government of Kenya	561,964,823
2005013002	EUR	European Investment Bank	Multilateral	KPLC Grid Development Project (Disbursement 1; 119311)	16/12/2005	20/07/2025	Standard Loan	Government of Kenya	49,697,754
2005013003	EUR	European Investment Bank	Multilateral	KPLC Grid Development Project (Disbusememnt 2; 119356)	16/12/2005	20/07/2025	Standard Loan	Government of Kenya	72,904,732
2005013004	EUR	European Investment Bank	Multilateral	KPLC Grid Development Project (Disbursement 3 ;119331)	16/12/2005	20/07/2025	Standard Loan	Government of Kenya	36,042,171
2005013005	EUR	European Investment Bank	Multilateral	KPLC Grid Development Project (Disbursement 4; 119374)	16/12/2005	20/07/2025	Standard Loan	Government of Kenya	151,713,400
2005013006	EUR	European Investment Bank	Multilateral	KPLC Grid Development Project (Disbursement 5; 119392)	16/12/2005	20/07/2025	Standard Loan	Government of Kenya	270,255,370
2005013007	EUR	European Investment Bank	Multilateral	KPLC Grid Development Project (Disbusement 6; 119423)	16/12/2005	20/07/2025	Standard Loan	Government of Kenya	134,574,862
2005013008	EUR	European Investment Bank	Multilateral	KPLC Grid Development Project (Disbursement 7; 202065)	16/12/2005	20/07/2025	Standard Loan	Government of Kenya	23,871,914
2006013003	EUR	Agence Francaise De Development	Bilateral	Solid Waste Management Kisumu and Mombasa (Tranche 1)	29/05/2006	30/04/2035	Standard Loan	Government of Kenya	46,731,663
2006014003	USD	African Development Fund	Multilateral	Kimira- Oluch Smallholder Farm Improvement Project (USD Portion 2100150013843)	14/07/2006	01/05/2056	Standard Loan	Government of Kenya	4,806,794,136
2006014004	EUR	African Development Fund	Multilateral	Kimira- Oluch Smallholder Farm Improvement Project (Euro Portion 2100150016945)	14/07/2006	01/05/2056	Standard Loan	Government of Kenya	223,246,337
2006014005	JPY	African Development Fund	Multilateral	Kimira- Oluch Smallholder Farm Improvement Project (JPK Portion-2100150018294)	14/07/2006	01/05/2056	Standard Loan	Government of Kenya	98,198,337
2007001002	EUR	Government of Italy	Bilateral	Sigor Wei-Wei Agricultural Scheme Phase III (Tr Main)	23/01/2007	22/09/2049	Standard Loan	Government of Kenya	493,344,953
2007001003	EUR	Government of Italy	Bilateral	Sigor Wei-Wei Agricultural Scheme Phase III (Disbursement1) - Tranche 2	23/01/2007	22/09/2049	Standard Loan	Government of Kenya	11,738,928
2007001004	EUR	Government of Italy	Bilateral	Sigor Wei-Wei Agricultural Scheme Phase III (Disbursement)	23/01/2007	22/09/2049	Standard Loan	Government of Kenya	96,539,479
2007001005	EUR	Government of Italy	Bilateral	Sigor Wei-Wei Agricultural Scheme Phase III (Dirsbursement Euro 67485)	23/01/2007	22/09/2049	Standard Loan	Government of Kenya	11,738,928
2007001006	EUR	Government of Italy	Bilateral	Sigor Wei-Wei Agricultural Scheme Phase III (Disbursement Euro 329546.88)	23/01/2007	22/09/2049	Standard Loan	Government of Kenya	57,324,251
2007001007	EUR	Government of Italy	Bilateral	Sigor Wei-Wei Agricultural Scheme Phase III-Disbursement of Euro 652,750.08	23/01/2007	22/09/2049	Standard Loan	Government of Kenya	113,545,028
2007001008	EUR	Government of Italy	Bilateral	Sigor Wei-Wei Agricultural Scheme Phase III-Disbursement of Euro 51,050.00	23/01/2007	22/09/2049	Standard Loan	Government of Kenya	8,880,081
2007001009	EUR	Government of Italy	Bilateral	Sigor Wei-Wei Agricultural Scheme Phase III-Disbursement of Euro 175,825.39	23/01/2007	22/09/2049	Standard Loan	Government of Kenya	30,584,598
2007001010	EUR	Government of Italy	Bilateral	Sigor Wei-Wei Agricultural Scheme Phase III-Disbursement of Euro 263,467.87	23/01/2007	22/09/2049	Standard Loan	Government of Kenya	45,829,893
2007001011	EUR	Government of Italy	Bilateral	Sigor Wei-Wei Agricultural Scheme Phase III-Disbursement of Euro 243,471.43	23/01/2007	22/09/2049	Standard Loan	Government of Kenya	42,351,539
2007003003	USD	African Development Fund	Multilateral	Arusha-Namanga-Athi River Road Development Project (USD Portion 2100150016093)	08/02/2007	01/11/2056	Standard Loan	Government of Kenya	4,635,225,880
2007003004	EUR	African Development Fund	Multilateral	Arusha-Namanga-Athi River Road Development Project (EURO Portion 2100150016143)	08/02/2007	01/11/2056	Standard Loan	Government of Kenya	1,453,221,427
2007003005	GBP	African Development Fund	Multilateral	Arusha-Namanga-Athi River Road Development Project (GBP-Portion 2100150026245)	08/02/2007	01/11/2056	Standard Loan	Government of Kenya	694,734,773
2007003006	JPY	African Development Fund	Multilateral	Arusha-Namanga-Athi River Road Development Project (JP Yen Portion 2100150016444)	08/02/2007	01/11/2056	Standard Loan	Government of Kenya	2,172,558,469

2007008002	XDR	International Development Association	Multilateral	Transparency and Communications Infrastructure Project (Tranche 5092 (SDR 35600000))	23/05/2007	01/02/2054	Standard Loan	Government of Kenya	6,928,183,127
2007008003	XDR	International Development Association	Multilateral	Transparency and Communications Infrastructure Project (Tranche 5408 (SDR 19600000))	23/05/2007	01/02/2054	Standard Loan	Government of Kenya	3,940,120,210
2007008004	XDR	International Development Association	Multilateral	Transparency and Communications Infrastructure Project (Tranche 42840)	23/05/2007	01/02/2054	Standard Loan	Government of Kenya	13,832,834,204
2007019003	USD	African Development Fund	Multilateral	Nairobi-Thika Highway Project (USD Portion-2100150020243)	26/11/2007	01/05/2067	Standard Loan	Government of Kenya	7,817,257,923
2007019004	EUR	African Development Fund	Multilateral	Nairobi-Thika Highway Project (Euro Portion-2100150021793)	26/11/2007	01/05/2067	Standard Loan	Government of Kenya	6,742,033,263
2007019005	GBP	African Development Fund	Multilateral	Nairobi-Thika Highway Project (GBP-Portion-2100150026148)	26/11/2007	01/05/2067	Standard Loan	Government of Kenya	4,774,427,004
2007019006	JPY	African Development Fund	Multilateral	Nairobi-Thika Highway Project (JPK portion-2100150020593)	26/11/2007	01/05/2067	Standard Loan	Government of Kenya	3,161,188,639
2007020003	EUR	African Development Fund	Multilateral	Small Scale Horticultural Development Project (EURO Portion-2100150017143)	26/11/2007	01/05/2057	Standard Loan	Government of Kenya	874,621,378
2007020004	USD	African Development Fund	Multilateral	Small Scale Horticultural Development Project (USD Portion-2100150020148)	26/11/2007	01/05/2057	Standard Loan	Government of Kenya	570,249,427
2007020005	JPY	African Development Fund	Multilateral	Small Scale Horticultural Development Project (Yen Portion-2100150021094)	26/11/2007	01/05/2057	Standard Loan	Government of Kenya	131,126,827
2007020006	GBP	African Development Fund	Multilateral	Small Scale Horticultural Development Project (GBP-Portion-2100150025896)	26/11/2007	01/05/2057	Standard Loan	Government of Kenya	1,344,805,763
2007021003	USD	African Development Fund	Multilateral	Water Services Boards Support Project (USD Portion-2100150020345)	26/11/2007	01/05/2058	Standard Loan	Government of Kenya	1,371,968,136
2007021004	JPY	African Development Fund	Multilateral	Water Services Boards Support Project (JPK Portion-2100150021943)	26/11/2007	01/11/2057	Standard Loan	Government of Kenya	488,008,290
2007021005	EUR	African Development Fund	Multilateral	Water Services Boards Support Project (EURO Portion-2100150024243)	26/11/2007	01/11/2057	Standard Loan	Government of Kenya	1,525,176,082
2007021006	GBP	African Development Fund	Multilateral	Water Services Boards Support Project (GBP-Portion-2100150025894)	26/11/2007	01/11/2057	Standard Loan	Government of Kenya	3,108,447,773
2009001003	USD	African Development Fund	Multilateral	Support for Technical,Industrial ,Vocational and Entrepreneurship T... (USD Portion - 2100150019844)	23/02/2009	01/10/2060	Standard Loan	Government of Kenya	1,084,985,830
2009001004	EUR	African Development Fund	Multilateral	Support for Technical,Industrial ,Vocational and Entrepreneurship T... (EURO Portion- 2100150024995)	23/02/2009	01/10/2060	Standard Loan	Government of Kenya	991,485,274
2009001005	GBP	African Development Fund	Multilateral	Support for Technical,Industrial ,Vocational and Entrepreneurship Tr... (GBP Portion- 2100150026057)	23/02/2009	01/10/2060	Standard Loan	Government of Kenya	2,243,415,954
2009001006	JPY	African Development Fund	Multilateral	Support for Technical,Industrial ,Vocational and Entrepreneurship Tr... (JPK portion- 2100150029146)	23/02/2009	01/10/2060	Standard Loan	Government of Kenya	172,226,193
2009002003	JPY	African Development Fund	Multilateral	Community Empowerment and Institutional Support Project (JPK Portion-2100150020644)	23/02/2009	01/11/2058	Standard Loan	Government of Kenya	84,017,708
2009002004	EUR	African Development Fund	Multilateral	Community Empowerment and Institutional Support Project (EUR Portion-2100150023796)	23/02/2009	01/11/2058	Standard Loan	Government of Kenya	969,078,213
2009002005	USD	African Development Fund	Multilateral	Community Empowerment and Institutional Support Project (USD portion-2100150023996)	23/02/2009	01/11/2058	Standard Loan	Government of Kenya	332,862,855
2009002006	GBP	African Development Fund	Multilateral	Community Empowerment and Institutional Support Project (GBP-Portion 2100150025804)	23/02/2009	01/11/2058	Standard Loan	Government of Kenya	1,816,921,190
2009010003	USD	African Development Fund	Multilateral	Restoration of the Infrastructure and Rural Livelhoods Project (USD Portion 2100150021645)	04/06/2009	01/04/2059	Standard Loan	Government of Kenya	1,768,165,019
2009010004	JPY	African Development Fund	Multilateral	Restoration of the Infrastructure and Rural Livelhoods Project (JPK Portion 2100150022793/94)	04/06/2009	01/04/2059	Standard Loan	Government of Kenya	53,849,294
2009010005	EUR	African Development Fund	Multilateral	Restoration of the Infrastructure and Rural Livelhoods Project (Euro Portion 2100150023748)	04/06/2009	01/04/2059	Standard Loan	Government of Kenya	1,005,089,889
2009010006	GBP	African Development Fund	Multilateral	Restoration of the Infrastructure and Rural Livelhoods Project (GBP Portion 2100150025802)	04/06/2009	01/04/2059	Standard Loan	Government of Kenya	330,216,335
2009011003	JPY	African Development Fund	Multilateral	Mombasa-Nairobi Transmission Line Project (JPK Portion-2100150023444)	04/06/2009	01/05/2059	Standard Loan	Government of Kenya	452,207,154
2009011004	USD	African Development Fund	Multilateral	Mombasa-Nairobi Transmission Line Project (USD Portion-2100150023445)	04/06/2009	01/05/2059	Standard Loan	Government of Kenya	828,954,354
2009011005	EUR	African Development Fund	Multilateral	Mombasa-Nairobi Transmission Line Project (EUR Portion-2100150024443)	04/06/2009	01/05/2059	Standard Loan	Government of Kenya	3,069,911,854
2009011006	GBP	African Development Fund	Multilateral	Mombasa-Nairobi Transmission Line Project (GBP-Portion-2100150026149)	04/06/2009	01/05/2059	Standard Loan	Government of Kenya	1,504,087,625
2009021003	EUR	African Development Fund	Multilateral	Mombasa- Nairobi-Adis Ababa Road Corridor Project Phase 11(Marsabit-... (EURO Portion-2100150024493)	11/12/2009	01/05/2060	Standard Loan	Government of Kenya	8,283,352,783

2009021004	USD	African Development Fund	Multilateral	Mombasa- Nairobi-Adis Ababa Road Corridor Project Phase 11(Marsabit-T... (USD-Portion-2100150025698)	11/12/2009	01/05/2060	Standard Loan	Government of Kenya	2,998,475,048
2009021005	GBP	African Development Fund	Multilateral	Mombasa- Nairobi-Adis Ababa Road Corridor Project Phase 11(Marsabit-T... (GBP-Portion-2100150026105)	11/12/2009	01/05/2060	Standard Loan	Government of Kenya	8,411,294,016
2009021006	JPY	African Development Fund	Multilateral	Mombasa- Nairobi-Adis Ababa Road Corridor Project Phase 11(Marsa... (JPK-Yen Componet-2100150029144)	11/12/2009	01/05/2060	Standard Loan	Government of Kenya	1,738,456,219
2010002003	USD	African Development Fund	Multilateral	Small Towns And Rural Water Supply and Sanitation (USD-Portion-2100150025243)	05/04/2010	01/11/2060	Standard Loan	Government of Kenya	15,357,318,826
2010007002	JPY	Government of Japan	Bilateral	Mwea Irrigation Dvpt Project (PRINCIPAL I)	16/08/2010	20/09/2040	Standard Loan	Government of Kenya	9,013,255,866
2010007003	JPY	Government of Japan	Bilateral	Mwea Irrigation Dvpt Project (PRINCIPAL II KE P27 A)	16/08/2010	20/09/2040	Standard Loan	Government of Kenya	1,033,869,746
2010016002	XDR	International Development Association	Multilateral	Health Sector support Project (IDA 4771 SDR 66200000)	05/07/2010	15/11/2053	Standard Loan	Government of Kenya	13,020,374,866
2010016003	XDR	International Development Association	Multilateral	Health Sector support Project (IDA 50340 SDR 35735975)	05/07/2010	15/11/2053	Standard Loan	Government of Kenya	6,960,415,983
2010016004	XDR	International Development Association	Multilateral	Health Sector support Project (IDA 53670 SDR 26700000)	05/07/2010	15/11/2053	Standard Loan	Government of Kenya	5,042,296,243
2010017003	GBP	African Development Fund	Multilateral	NELSAP-Multinational-Kenyan Section of Interconnection of Electric Gr... (GBP-Portion 2100150026548)	20/09/2010	01/05/2060	Standard Loan	Government of Kenya	75,484,757
2010017004	USD	African Development Fund	Multilateral	NELSAP-Multinational-Kenyan Section of Interconnection of Electric Gr... (USD-Portion 2100150029543)	20/09/2010	01/05/2060	Standard Loan	Government of Kenya	4,671,243,246
2010020002	JPY	Government of Japan	Bilateral	Olkaria-Lessos-Kisumu Transmission Lines Construction Project (PRINCIPAL I)	10/12/2010	20/01/2051	Standard Loan	Government of Kenya	11,276,579,084
2010020003	JPY	Government of Japan	Bilateral	Olkaria-Lessos-Kisumu Transmission Lines Construction Project (PRINCIPAL II A)	10/12/2010	20/01/2051	Standard Loan	Government of Kenya	590,374,972
2010022003	EUR	European Investment Bank	Multilateral	Olkaria1 and1V Geothermal Expansion Project (Tr.1 - Disbursement 2)	15/12/2010	30/09/2040	Standard Loan	Government of Kenya	409,949,473
2010022004	EUR	European Investment Bank	Multilateral	Olkaria1 and1V Geothermal Expansion Project (Tr.2 - disbursement 3)	15/12/2010	30/09/2040	Standard Loan	Government of Kenya	297,573,467
2010022005	EUR	European Investment Bank	Multilateral	Olkaria1 and1V Geothermal Expansion Project (Tr.3 - Disbursement)	15/12/2010	30/09/2040	Standard Loan	Government of Kenya	1,546,502,130
2010022006	EUR	European Investment Bank	Multilateral	Olkaria1 and1V Geothermal Expansion Project (Tr.4 - Disbursemnt)	15/12/2010	30/09/2040	Standard Loan	Government of Kenya	842,921,719
2010022007	EUR	European Investment Bank	Multilateral	Olkaria1 and1V Geothermal Expansion Project (Tr.5 - Disbursemnt)	15/12/2010	30/09/2040	Standard Loan	Government of Kenya	454,790,861
2010022008	EUR	European Investment Bank	Multilateral	Olkaria1 and1V Geothermal Expansion Project (Tr.6 - Disbursement)	15/12/2010	30/09/2040	Standard Loan	Government of Kenya	2,788,013,121
2010022009	EUR	European Investment Bank	Multilateral	Olkaria1 and1V Geothermal Expansion Project (Tr.7 - Disbursement)	15/12/2010	30/09/2040	Standard Loan	Government of Kenya	968,181,033
2010022010	EUR	European Investment Bank	Multilateral	Olkaria1 and1V Geothermal Expansion Project (Tr.8 - Disbursement)	15/12/2010	30/09/2040	Standard Loan	Government of Kenya	527,526,482
2010022011	EUR	European Investment Bank	Multilateral	Olkaria1 and1V Geothermal Expansion Project (Tr.9 - Disbursement)	15/12/2010	30/09/2040	Standard Loan	Government of Kenya	952,418,012
2010022012	EUR	European Investment Bank	Multilateral	Olkaria1 and1V Geothermal Expansion Project (Tr.10 - Disbursement)	15/12/2010	30/09/2040	Standard Loan	Government of Kenya	1,378,318,610
2010022013	EUR	European Investment Bank	Multilateral	Olkaria1 and1V Geothermal Expansion Project (Tr.11 - Disbursement)	15/12/2010	30/09/2040	Standard Loan	Government of Kenya	1,576,745,396
2010022014	EUR	European Investment Bank	Multilateral	Olkaria1 and1V Geothermal Expansion Project (Tr.12 - Disbursement)	15/12/2010	30/09/2040	Standard Loan	Government of Kenya	1,642,600,829
2010022015	EUR	European Investment Bank	Multilateral	Olkaria1 and1V Geothermal Expansion Project (Tr.13 - Disbursement 14)	15/12/2010	30/09/2040	Standard Loan	Government of Kenya	2,678,426,387
2010025003	EUR	Agence Francaise De Development	Bilateral	Olkaria 1 units 4 and 5 (Tranche 4)	15/12/2010	31/12/2039	Standard Loan	Government of Kenya	2,937,783,088
2010025004	EUR	Agence Francaise De Development	Bilateral	Olkaria 1 units 4 and 5 (Tranche 3)	15/12/2010	31/12/2039	Standard Loan	Government of Kenya	874,845,254
2010025005	EUR	Agence Francaise De Development	Bilateral	Olkaria 1 units 4 and 5 (Tranche 2)	15/12/2010	31/12/2039	Standard Loan	Government of Kenya	872,129,467
2010025006	EUR	Agence Francaise De Development	Bilateral	Olkaria 1 units 4 and 5 (Tranche 5)	15/12/2010	31/12/2039	Standard Loan	Government of Kenya	487,599,376
2010025007	EUR	Agence Francaise De Development	Bilateral	Olkaria 1 units 4 and 5 (Tranche 6)	15/12/2010	31/12/2039	Standard Loan	Government of Kenya	922,182,493
2010025008	EUR	Agence Francaise De Development	Bilateral	Olkaria 1 units 4 and 5 (Tranche 7)	15/12/2010	31/12/2039	Standard Loan	Government of Kenya	461,316,376
2011003003	EUR	Agence Francaise De Development	Bilateral	Generation and Transmission Master Plan and Support of Geothermal Development Company (Tranche 1)	05/04/2011	31/01/2031	Standard Loan	Government of Kenya	422,250,218
2011003004	EUR	Agence Francaise De Development	Bilateral	Generation and Transmission Master Plan and Support of Geothermal Development Company (Tranche 3)	05/04/2011	31/01/2031	Standard Loan	Government of Kenya	1,513,482,391
2011003005	EUR	Agence Francaise De Development	Bilateral	Generation and Transmission Master Plan and Support of Geothermal Development Company (Tranche 4)	05/04/2011	31/01/2031	Standard Loan	Government of Kenya	1,568,182,202
2011003006	EUR	Agence Francaise De Development	Bilateral	Generation and Transmission Master Plan and Support of Geothermal De... (Tranche 5 for 3,224,706.46)	05/04/2011	31/01/2031	Standard Loan	Government of Kenya	327,211,207

2011003007	EUR	Agence Francaise De Development	Bilateral	Generation and Transmission Master Plan and Support of Geothermal Development Company (Tranche 2)	05/04/2011	31/01/2031	Standard Loan	Government of Kenya	1,356,400,235
2011003008	EUR	Agence Francaise De Development	Bilateral	Generation and Transmission Master Plan and Support of Geothermal Development Company (Tranche 6)	05/04/2011	31/01/2031	Standard Loan	Government of Kenya	359,709,030
2011007003	USD	African Development Fund	Multilateral	Eldoret-Timboroa Road Rehabilitation Project (USD-Portion 2100150027493)	23/03/2011	01/11/2061	Standard Loan	Government of Kenya	6,817,841,311
2011007004	EUR	African Development Fund	Multilateral	Eldoret-Timboroa Road Rehabilitation Project (Euro Portion 2100150028493)	23/03/2011	01/11/2061	Standard Loan	Government of Kenya	324,408,241
2011013003	USD	African Development Fund	Multilateral	Power Transmission System Improvement Project (USD-Portion 2100150026945)	23/03/2011	01/11/2060	Standard Loan	Government of Kenya	9,567,628,410
2011013004	GBP	African Development Fund	Multilateral	Power Transmission System Improvement Project (GPB Portion 2100150026944)	23/03/2011	01/11/2060	Standard Loan	Government of Kenya	75,107,289
2011013005	EUR	African Development Fund	Multilateral	Power Transmission System Improvement Project (EURO Option 2100150027694)	23/03/2011	01/11/2060	Standard Loan	Government of Kenya	15,494,519
2011014003	USD	African Development Fund	Multilateral	Nairobi River Basin Rehabilitation & Restoration Program:Sewerage Imp... (USD-Portion 2100150026743)	23/03/2011	01/11/2060	Standard Loan	Government of Kenya	6,858,955,649
2011014004	EUR	African Development Fund	Multilateral	Nairobi River Basin Rehabilitation & Restoration Program:Sewerage Im... (Euro Portion 2100150026893)	23/03/2011	01/11/2060	Standard Loan	Government of Kenya	58,237,049
2011014005	GBP	African Development Fund	Multilateral	Nairobi River Basin Rehabilitation & Restoration Program:Sewerage Imp... (GBP Portion 2100150028347)	23/03/2011	01/11/2060	Standard Loan	Government of Kenya	693,991,241
2012001003	EUR	African Development Fund	Multilateral	Mombasa Nairobi Addisababa Road Corridor Project Ph 3(Turbi-Moyale) (EURO Portion 2100150028044)	12/03/2012	01/10/2061	Standard Loan	Government of Kenya	1,660,004,803
2012001004	USD	African Development Fund	Multilateral	Mombasa Nairobi Addisababa Road Corridor Project Ph 3(Turbi-Moyale) (USD- Portion 2100150029145)	12/03/2012	01/10/2061	Standard Loan	Government of Kenya	19,059,671,220
2012002003	USD	African Development Fund	Multilateral	Menengai Geothermal Development Project (USD -Portion 2100150026101)	12/03/2012	01/10/2061	Standard Loan	Government of Kenya	18,156,559,304
2012023002	JPY	Government of Japan	Bilateral	Mombasa Port Area Road Project (Tranche 1 29A)	12/06/2012	20/06/2045	Standard Loan	Government of Kenya	3,225,945,112
2012023003	JPY	Government of Japan	Bilateral	Mombasa Port Area Road Project (Principal I 29)	12/06/2012	20/06/2042	Standard Loan	Government of Kenya	23,385,346,064
2012024003	EUR	Agence Francaise De Development	Bilateral	Nairobi Ring Transmission Project (Tranche 2)	08/06/2012	31/07/2032	Standard Loan	Government of Kenya	1,531,369,806
2012024004	EUR	Agence Francaise De Development	Bilateral	Nairobi Ring Transmission Project (Tranche 3)	08/06/2012	31/07/2032	Standard Loan	Government of Kenya	2,502,997,543
2012024005	EUR	Agence Francaise De Development	Bilateral	Nairobi Ring Transmission Project (Tranche 4)	08/06/2012	31/07/2032	Standard Loan	Government of Kenya	2,112,234,214
2012024006	EUR	Agence Francaise De Development	Bilateral	Nairobi Ring Transmission Project (Tranche 5)	08/06/2012	31/07/2032	Standard Loan	Government of Kenya	2,143,917,728
2012031002	AUA	African Development Fund	Multilateral	Ethiopia Kenya Electricity Highway Project (Tranche 1->Undisbursed Portion)	06/12/2012	01/10/2062	Standard Loan	Government of Kenya	-
2012031003	USD	African Development Fund	Multilateral	Ethiopia Kenya Electricity Highway Project (USD-PORTION - 2100150030893)	06/12/2012	01/10/2062	Standard Loan	Government of Kenya	15,412,197,675
2012032003	USD	African Development Fund	Multilateral	Support to Enhancement of Quality & Relevance in Higher Education , S... (USD Portion-2100150030943)	06/12/2012	01/08/2061	Standard Loan	Government of Kenya	6,115,950,450
2012033003	EUR	Agence Francaise De Development	Bilateral	Nothern kenya Wild Life Conservation Project (Tranche 03)	01/08/2012	31/07/2036	Standard Loan	Government of Kenya	400,615,453
2012033004	EUR	Agence Francaise De Development	Bilateral	Nothern kenya Wild Life Conservation Project (Tranche 02)	01/08/2012	31/07/2036	Standard Loan	Government of Kenya	400,615,453
2012033005	EUR	Agence Francaise De Development	Bilateral	Nothern kenya Wild Life Conservation Project (Tranche 04)	01/08/2012	31/07/2036	Standard Loan	Government of Kenya	278,607,835
2013001002	AUA	African Development Fund	Multilateral	Drought Resilience and Sustainable Livelihoods P... (Main Loan - 2100150028345->Undisbursed Portion)	27/02/2013	01/10/2062	Standard Loan	Government of Kenya	-
2013001003	USD	African Development Fund	Multilateral	Drought Resilience and Sustainable Livelihoods Programme in the Hor... (USD Portion - 2100150029695)	27/02/2013	01/10/2062	Standard Loan	Government of Kenya	7,943,379,889
2013005003	USD	African Development Fund	Multilateral	Multinational-Arusha-Holili/Taveta-Voi Road Project (USD-Portion 2100150031143)	15/07/2013	01/05/2063	Standard Loan	Government of Kenya	13,516,526,558
2013013002	EUR	Agence Francaise De Development	Bilateral	Scaling up of Energy Access (Main tranche 01->Undisbursed Portion)	25/03/2013	30/09/2042	Standard Loan	Government of Kenya	-
2013013003	EUR	Agence Francaise De Development	Bilateral	Scaling up of Energy Access (Tranche 2)	25/03/2013	30/09/2042	Standard Loan	Government of Kenya	11,515,562
2013013004	EUR	Agence Francaise De Development	Bilateral	Scaling up of Energy Access (Tranche 4)	25/03/2013	30/09/2042	Standard Loan	Government of Kenya	323,904,477
2013013005	EUR	Agence Francaise De Development	Bilateral	Scaling up of Energy Access (Tranche 5)	25/03/2013	30/09/2042	Standard Loan	Government of Kenya	27,012,410
2013013006	EUR	Agence Francaise De Development	Bilateral	Scaling up of Energy Access (Tranche 6)	25/03/2013	30/09/2042	Standard Loan	Government of Kenya	77,298,464
2013013007	EUR	Agence Francaise De Development	Bilateral	Scaling up of Energy Access (Tranche 7)	25/03/2013	30/09/2042	Standard Loan	Government of Kenya	12,967,867
2013013008	EUR	Agence Francaise De Development	Bilateral	Scaling up of Energy Access (Tranche 8)	25/03/2013	30/09/2042	Standard Loan	Government of Kenya	264,353,169
2013013009	EUR	Agence Francaise De Development	Bilateral	Scaling up of Energy Access (Tranche 9)	25/03/2013	30/09/2042	Standard Loan	Government of Kenya	81,684,996
2013013010	EUR	Agence Francaise De Development	Bilateral	Scaling up of Energy Access (Tranche 10)	25/03/2013	30/09/2042	Standard Loan	Government of Kenya	268,766,880
2013013011	EUR	Agence Francaise De Development	Bilateral	Scaling up of Energy Access (Tranche 11)	25/03/2013	30/09/2042	Standard Loan	Government of Kenya	70,219,333
2013013012	EUR	Agence Francaise De Development	Bilateral	Scaling up of Energy Access (Tranche 12)	25/03/2013	30/09/2042	Standard Loan	Government of Kenya	26,466,185
2013013013	EUR	Agence Francaise De Development	Bilateral	Scaling up of Energy Access (Tranche 14)	25/03/2013	30/09/2042	Standard Loan	Government of Kenya	27,095,022
2013013015	EUR	Agence Francaise De Development	Bilateral	Scaling up of Energy Access (Tranche 17)	25/03/2013	30/09/2042	Standard Loan	Government of Kenya	26,381,474
2013013016	EUR	Agence Francaise De Development	Bilateral	Scaling up of Energy Access (Tranche 18)	25/03/2013	30/09/2042	Standard Loan	Government of Kenya	20,529,457

2013013017	EUR	Agence Francaise De Development	Bilateral	Scaling up of Energy Access (Tranche 19)	25/03/2013	30/09/2042	Standard Loan	Government of Kenya	13,538,344
2013013018	EUR	Agence Francaise De Development	Bilateral	Scaling up of Energy Access (Tranche 20)	25/03/2013	30/09/2042	Standard Loan	Government of Kenya	30,608,422
2013013019	EUR	Agence Francaise De Development	Bilateral	Scaling up of Energy Access (Tranche 21)	25/03/2013	30/09/2042	Standard Loan	Government of Kenya	80,042,595
2013013020	EUR	Agence Francaise De Development	Bilateral	Scaling up of Energy Access (Tranche 22)	25/03/2013	30/09/2042	Standard Loan	Government of Kenya	15,784,615
2013013021	EUR	Agence Francaise De Development	Bilateral	Scaling up of Energy Access (Tranche 23)	25/03/2013	30/09/2042	Standard Loan	Government of Kenya	20,028,462
2013013022	EUR	Agence Francaise De Development	Bilateral	Scaling up of Energy Access (Tranche 24)	25/03/2013	30/09/2042	Standard Loan	Government of Kenya	93,978,544
2013013023	EUR	Agence Francaise De Development	Bilateral	Scaling up of Energy Access (Tranche 25)	25/03/2013	30/09/2042	Standard Loan	Government of Kenya	136,111,671
2013013024	EUR	Agence Francaise De Development	Bilateral	Scaling up of Energy Access (Tranche 26)	25/03/2013	30/09/2042	Standard Loan	Government of Kenya	45,404,211
2013013025	EUR	Agence Francaise De Development	Bilateral	Scaling up of Energy Access (Tranche 27)	25/03/2013	30/09/2042	Standard Loan	Government of Kenya	11,792,376
2013013026	EUR	Agence Francaise De Development	Bilateral	Scaling up of Energy Access (Tranche 28)	25/03/2013	30/09/2042	Standard Loan	Government of Kenya	21,236,840
2013013027	EUR	Agence Francaise De Development	Bilateral	Scaling up of Energy Access (Tranche 29)	25/03/2013	30/09/2042	Standard Loan	Government of Kenya	26,390,147
2013013028	EUR	Agence Francaise De Development	Bilateral	Scaling up of Energy Access (Tranche 30)	25/03/2013	30/09/2042	Standard Loan	Government of Kenya	38,166,124
2013013029	EUR	Agence Francaise De Development	Bilateral	Scaling up of Energy Access (Tranche 31)	25/03/2013	30/09/2042	Standard Loan	Government of Kenya	50,665,126
2013013030	EUR	Agence Francaise De Development	Bilateral	Scaling up of Energy Access (Tranche 32)	25/03/2013	30/09/2042	Standard Loan	Government of Kenya	71,980,884
2013013031	EUR	Agence Francaise De Development	Bilateral	Scaling up of Energy Access (Tranche 33)	25/03/2013	30/09/2042	Standard Loan	Government of Kenya	12,605,160
2013013032	EUR	Agence Francaise De Development	Bilateral	Scaling up of Energy Access (Tranche 35)	25/03/2013	30/09/2042	Standard Loan	Government of Kenya	2,362,480,802
2013013033	EUR	Agence Francaise De Development	Bilateral	Scaling up of Energy Access (Tranche 36)	25/03/2013	30/09/2042	Standard Loan	Government of Kenya	144,039,279
2013017002	EUR	Agence Francaise De Development	Bilateral	Nothern Collector Phase 1(Expansion of Nairobi Water Suppy) (Tranche 1->Undisbursed Portion)	16/12/2013	31/10/2044	Standard Loan	Government of Kenya	-
2013017003	EUR	Agence Francaise De Development	Bilateral	Nothern Collector Phase 1(Expansion of Nairobi Water Suppy) (Tranche 02)	16/12/2013	31/10/2044	Standard Loan	Government of Kenya	460,452,441
2013017004	EUR	Agence Francaise De Development	Bilateral	Nothern Collector Phase 1(Expansion of Nairobi Water Suppy) (Tranche 04)	16/12/2013	31/10/2044	Standard Loan	Government of Kenya	423,598,469
2013017005	EUR	Agence Francaise De Development	Bilateral	Nothern Collector Phase 1(Expansion of Nairobi Water Suppy) (Tranche 05)	16/12/2013	31/10/2044	Standard Loan	Government of Kenya	1,742,664,255
2013017006	EUR	Agence Francaise De Development	Bilateral	Nothern Collector Phase 1(Expansion of Nairobi Water Suppy) (Tranche 06)	16/12/2013	31/10/2044	Standard Loan	Government of Kenya	539,966,860
2013017007	EUR	Agence Francaise De Development	Bilateral	Nothern Collector Phase 1(Expansion of Nairobi Water Suppy) (Tranche 07)	16/12/2013	31/10/2044	Standard Loan	Government of Kenya	275,589,418
2013017008	EUR	Agence Francaise De Development	Bilateral	Nothern Collector Phase 1(Expansion of Nairobi Water Suppy) (Tranche 09)	16/12/2013	31/10/2044	Standard Loan	Government of Kenya	85,581,131
2013017009	EUR	Agence Francaise De Development	Bilateral	Nothern Collector Phase 1(Expansion of Nairobi Water Suppy) (Trranche 10)	16/12/2013	31/10/2044	Standard Loan	Government of Kenya	270,051,389
2013017010	EUR	Agence Francaise De Development	Bilateral	Nothern Collector Phase 1(Expansion of Nairobi Water Suppy) (Tranche 11)	16/12/2013	31/10/2044	Standard Loan	Government of Kenya	349,109,062
2013017011	EUR	Agence Francaise De Development	Bilateral	Nothern Collector Phase 1(Expansion of Nairobi Water Suppy) (Tranche 12)	16/12/2013	31/10/2044	Standard Loan	Government of Kenya	227,575,534
2013017012	EUR	Agence Francaise De Development	Bilateral	Nothern Collector Phase 1(Expansion of Nairobi Water Suppy) (Tranche 13)	16/12/2013	31/10/2044	Standard Loan	Government of Kenya	428,713,985
2013017013	EUR	Agence Francaise De Development	Bilateral	Nothern Collector Phase 1(Expansion of Nairobi Water Suppy) (Tranche 14)	16/12/2013	31/10/2044	Standard Loan	Government of Kenya	460,452,441
2013017014	EUR	Agence Francaise De Development	Bilateral	Nothern Collector Phase 1(Expansion of Nairobi Water Suppy) (Tranche 15)	16/12/2013	31/10/2044	Standard Loan	Government of Kenya	118,340,987
2013017015	EUR	Agence Francaise De Development	Bilateral	Nothern Collector Phase 1(Expansion of Nairobi Water Suppy) (Tranche 16)	16/12/2013	31/10/2044	Standard Loan	Government of Kenya	310,876,090
2013017016	EUR	Agence Francaise De Development	Bilateral	Nothern Collector Phase 1(Expansion of Nairobi Water Suppy) (Tranche 17)	16/12/2013	31/10/2044	Standard Loan	Government of Kenya	369,158,810
2013017017	EUR	Agence Francaise De Development	Bilateral	Nothern Collector Phase 1(Expansion of Nairobi Water Suppy) (Tranche 18)	16/12/2013	31/10/2044	Standard Loan	Government of Kenya	120,482,170
2013017018	EUR	Agence Francaise De Development	Bilateral	Nothern Collector Phase 1(Expansion of Nairobi Water Suppy) (Tranche 19)	16/12/2013	31/10/2044	Standard Loan	Government of Kenya	616,852,448
2013017019	EUR	Agence Francaise De Development	Bilateral	Nothern Collector Phase 1(Expansion of Nairobi Water Suppy) (Tranche 20)	16/12/2013	31/10/2044	Standard Loan	Government of Kenya	245,755,134
2013017020	EUR	Agence Francaise De Development	Bilateral	Nothern Collector Phase 1(Expansion of Nairobi Water Suppy) (Tranche 21)	16/12/2013	31/10/2044	Standard Loan	Government of Kenya	414,602,011
2013017021	EUR	Agence Francaise De Development	Bilateral	Nothern Collector Phase 1(Expansion of Nairobi Water Suppy) (Tranche 22)	16/12/2013	31/10/2044	Standard Loan	Government of Kenya	223,365,866
2013017022	EUR	Agence Francaise De Development	Bilateral	Nothern Collector Phase 1(Expansion of Nairobi Water Suppy) (Tranche 23)	16/12/2013	31/10/2044	Standard Loan	Government of Kenya	460,452,441
2013017023	EUR	Agence Francaise De Development	Bilateral	Nothern Collector Phase 1(Expansion of Nairobi Water Suppy) (Tranche 25)	16/12/2013	31/10/2044	Standard Loan	Government of Kenya	75,331,231

2013017024	EUR	Agence Francaise De Development	Bilateral	Nothern Collector Phase 1(Expansion of Nairobi Water Suppy) (Tranche 26)	16/12/2013	31/10/2044	Standard Loan	Government of Kenya	230,137,510
2013017025	EUR	Agence Francaise De Development	Bilateral	Nothern Collector Phase 1(Expansion of Nairobi Water Suppy) (Tranche 28)	16/12/2013	31/10/2044	Standard Loan	Government of Kenya	390,056,084
2013017026	EUR	Agence Francaise De Development	Bilateral	Nothern Collector Phase 1(Expansion of Nairobi Water Suppy) (Tranche 29)	16/12/2013	31/10/2044	Standard Loan	Government of Kenya	163,782,767
2013017027	EUR	Agence Francaise De Development	Bilateral	Nothern Collector Phase 1(Expansion of Nairobi Water Suppy) (Tranche 30)	16/12/2013	31/10/2044	Standard Loan	Government of Kenya	180,960,207
2013017028	EUR	Agence Francaise De Development	Bilateral	Nothern Collector Phase 1(Expansion of Nairobi Water Suppy) (Tranche 32)	16/12/2013	31/10/2044	Standard Loan	Government of Kenya	209,589,707
2013017029	EUR	Agence Francaise De Development	Bilateral	Nothern Collector Phase 1(Expansion of Nairobi Water Suppy) (Tranche 33)	16/12/2013	31/10/2044	Standard Loan	Government of Kenya	82,145,338
2013017030	EUR	Agence Francaise De Development	Bilateral	Nothern Collector Phase 1(Expansion of Nairobi Water Suppy) Tranche 34	16/12/2013	31/10/2044	Standard Loan	Government of Kenya	261,778,879
2013017031	EUR	Agence Francaise De Development	Bilateral	Nothern Collector Phase 1(Expansion of Nairobi Water Suppy) Tranche 35	16/12/2013	31/10/2044	Standard Loan	Government of Kenya	1,623,800,441
2013017032	EUR	Agence Francaise De Development	Bilateral	Nothern Collector Phase 1(Expansion of Nairobi Water Suppy) Tranche 36	16/12/2013	31/10/2044	Standard Loan	Government of Kenya	82,475,917
2013017033	EUR	Agence Francaise De Development	Bilateral	Nothern Collector Phase 1(Expansion of Nairobi Water Suppy) Tranche 37	16/12/2013	31/10/2044	Standard Loan	Government of Kenya	565,900,155
2013017034	EUR	Agence Francaise De Development	Bilateral	Nothern Collector Phase 1(Expansion of Nairobi Water Suppy) Tranche 38	16/12/2013	31/10/2044	Standard Loan	Government of Kenya	783,733,101
2013018002	EUR	Agence Francaise De Development	Bilateral	Ethiopia Power Interconnector Project (Main Tranche->Undisbursed Portion)	16/12/2013	31/07/2034	Standard Loan	Government of Kenya	-
2013018003	EUR	Agence Francaise De Development	Bilateral	Ethiopia Power Interconnector Project (Tranche 03)	16/12/2013	31/07/2034	Standard Loan	Government of Kenya	150,556,917
2013018004	EUR	Agence Francaise De Development	Bilateral	Ethiopia Power Interconnector Project (Tranche 4)	16/12/2013	31/07/2034	Standard Loan	Government of Kenya	774,053,038
2013018005	EUR	Agence Francaise De Development	Bilateral	Ethiopia Power Interconnector Project (Tranche 5)	16/12/2013	31/07/2034	Standard Loan	Government of Kenya	669,596,553
2013018006	EUR	Agence Francaise De Development	Bilateral	Ethiopia Power Interconnector Project (Tranche 7)	16/12/2013	31/07/2034	Standard Loan	Government of Kenya	1,663,022,719
2013018007	EUR	Agence Francaise De Development	Bilateral	Ethiopia Power Interconnector Project (Tranche 09)	16/12/2013	31/07/2034	Standard Loan	Government of Kenya	546,783,380
2013018008	EUR	Agence Francaise De Development	Bilateral	Ethiopia Power Interconnector Project (Tranche 10)	16/12/2013	31/07/2034	Standard Loan	Government of Kenya	381,783,075
2013018009	EUR	Agence Francaise De Development	Bilateral	Ethiopia Power Interconnector Project (Tranche 11)	16/12/2013	31/07/2034	Standard Loan	Government of Kenya	404,907,076
2013018010	EUR	Agence Francaise De Development	Bilateral	Ethiopia Power Interconnector Project (Tranche 12)	16/12/2013	31/07/2034	Standard Loan	Government of Kenya	456,700,061
2013018011	EUR	Agence Francaise De Development	Bilateral	Ethiopia Power Interconnector Project (Tranche 13)	16/12/2013	31/07/2034	Standard Loan	Government of Kenya	976,730,130
2013018012	EUR	Agence Francaise De Development	Bilateral	Ethiopia Power Interconnector Project (Tranche 14)	16/12/2013	31/07/2034	Standard Loan	Government of Kenya	160,012,085
2013018013	EUR	Agence Francaise De Development	Bilateral	Ethiopia Power Interconnector Project (Tranche 15)	16/12/2013	31/07/2034	Standard Loan	Government of Kenya	300,378,813
2013018014	EUR	Agence Francaise De Development	Bilateral	Ethiopia Power Interconnector Project (Tranche 16)	16/12/2013	31/07/2034	Standard Loan	Government of Kenya	22,166,681
2013018015	EUR	Agence Francaise De Development	Bilateral	Ethiopia Power Interconnector Project (Tranche 17)	16/12/2013	31/07/2034	Standard Loan	Government of Kenya	6,813,925
2013018016	EUR	Agence Francaise De Development	Bilateral	Ethiopia Power Interconnector Project (Tranche 18)	16/12/2013	31/07/2034	Standard Loan	Government of Kenya	8,341,237
2013018017	EUR	Agence Francaise De Development	Bilateral	Ethiopia Power Interconnector Project (Tranche 19)	16/12/2013	31/07/2034	Standard Loan	Government of Kenya	304,305,579
2013018018	EUR	Agence Francaise De Development	Bilateral	Ethiopia Power Interconnector Project (Tranche 20)	16/12/2013	31/07/2034	Standard Loan	Government of Kenya	54,817,320
2013018019	EUR	Agence Francaise De Development	Bilateral	Ethiopia Power Interconnector Project (Tranche 21)	16/12/2013	31/07/2034	Standard Loan	Government of Kenya	356,867,216
2013018020	EUR	Agence Francaise De Development	Bilateral	Ethiopia Power Interconnector Project (Tranche 22)	16/12/2013	31/07/2034	Standard Loan	Government of Kenya	174,890,912
2013018021	EUR	Agence Francaise De Development	Bilateral	Ethiopia Power Interconnector Project (Tranche 23)	16/12/2013	31/07/2034	Standard Loan	Government of Kenya	42,683,229
2013018022	EUR	Agence Francaise De Development	Bilateral	Ethiopia Power Interconnector Project (Tranche 24)	16/12/2013	31/07/2034	Standard Loan	Government of Kenya	45,032,996
2013018023	EUR	Agence Francaise De Development	Bilateral	Ethiopia Power Interconnector Project (Tranche 25)	16/12/2013	31/07/2034	Standard Loan	Government of Kenya	242,707,154
2013018024	EUR	Agence Francaise De Development	Bilateral	Ethiopia Power Interconnector Project (Tranche 26)	16/12/2013	31/07/2034	Standard Loan	Government of Kenya	101,804,334
2013018025	EUR	Agence Francaise De Development	Bilateral	Ethiopia Power Interconnector Project (Tranche 27)	16/12/2013	31/07/2034	Standard Loan	Government of Kenya	3,722,634,101
2014002002	AUA	African Development Fund	Multilateral	Thwake Multi purpose Water Development (Main Tranche->Undisbursed Portion)	27/01/2014	01/11/2063	Standard Loan	Government of Kenya	-
2014002003	USD	African Development Fund	Multilateral	Thwake Multi purpose Water Development (USD PORTION-2100150032343)	27/01/2014	01/11/2063	Standard Loan	Government of Kenya	12,369,113,939
2014003003	USD	African Development Fund	Multilateral	Nairobi Outering Road improvement Project (USD -Portion 2100150032294)	27/01/2014	01/10/2063	Standard Loan	Government of Kenya	17,275,042,091
2014004002	EUR	Government of France	Bilateral	Suppy and Installation of Digital Radio Network and solar Panels (Tsa... (Main->Undisbursed Portion)	14/03/2014	30/06/2037	Standard Loan	Government of Kenya	-
2014004003	EUR	Government of France	Bilateral	Suppy and Installation of Digital Radio Network and solar Panels (Tsavo and... (Tranche B98 OA1 001)	14/03/2014	30/06/2037	Standard Loan	Government of Kenya	139,600,094
2014004004	EUR	Government of France	Bilateral	Suppy and Installation of Digital Radio Network and solar Panels (Tsavo and... (Tranche B98 OA1-002)	14/03/2014	30/06/2037	Standard Loan	Government of Kenya	146,247,717
2014004005	EUR	Government of France	Bilateral	Suppy and Installation of Digital Radio Network and solar Panels (Tsavo and... (Tranche B98 OA1-003)	14/03/2014	30/06/2037	Standard Loan	Government of Kenya	146,247,717

2014004006	EUR	Government of France	Bilateral	Suppy and Installation of Digital Radio Network and solar Panels (Tsavo and... (Tranche B98-OA1-005)	14/03/2014	30/06/2037	Standard Loan	Government of Kenya	160,252,675
2014004007	EUR	Government of France	Bilateral	Suppy and Installation of Digital Radio Network and solar Panels (Tsavo and... (Tranche B98-OA1-006)	14/03/2014	30/06/2037	Standard Loan	Government of Kenya	91,573,554
2014004008	EUR	Government of France	Bilateral	Suppy and Installation of Digital Radio Network and solar Panels (Tsavo and... (Tranche B98-OA1-008)	14/03/2014	30/06/2037	Standard Loan	Government of Kenya	23,844,018
2014004009	EUR	Government of France	Bilateral	Suppy and Installation of Digital Radio Network and solar Panels (Tsavo and... (Tranche B98-oa1-010)	14/03/2014	30/06/2037	Standard Loan	Government of Kenya	86,420,010
2014004010	EUR	Government of France	Bilateral	Suppy and Installation of Digital Radio Network and solar Panels (Tsavo and... (Tranche B98-OA1-011)	14/03/2014	30/06/2037	Standard Loan	Government of Kenya	28,580,385
2014004011	EUR	Government of France	Bilateral	Suppy and Installation of Digital Radio Network and solar Panels (Tsavo and... (Tranche B98-OA1-012)	14/03/2014	30/06/2037	Standard Loan	Government of Kenya	111,745,462
2014004012	EUR	Government of France	Bilateral	Suppy and Installation of Digital Radio Network and solar Panels (Tsavo an... (Tranche B98- OA1-013)	14/03/2014	30/06/2037	Standard Loan	Government of Kenya	14,839,894
2014021002	AUA	African Development Fund	Multilateral	Last Mile Connectivity Project (AUA TRANCHE 2100150032195->Undisbursed Portion)	18/12/2014	01/10/2059	Standard Loan	Government of Kenya	-
2014021003	USD	African Development Fund	Multilateral	Last Mile Connectivity Project (USD Portion 2100150034543)	18/12/2014	01/10/2054	Standard Loan	Government of Kenya	15,783,284,213
2014022002	AUA	African Development Fund	Multilateral	East Africa Centre of Excellence for skills and ... (AUA TRANCHE 2100150031997->Undisbursed Portion)	17/12/2014	01/10/2061	Standard Loan	Government of Kenya	-
2014022003	USD	African Development Fund	Multilateral	East Africa Centre of Excellence for skills and Tertiary Education in... (USD Portion 2100150033843)	17/12/2014	01/10/2061	Standard Loan	Government of Kenya	3,402,936,247
2015004002	AUA	African Development Fund	Multilateral	Mombasa- Mariakani Highway Project Lot 1-Mombasa-Kwa Jomvu (AUA->Undisbursed Portion)	22/05/2015	01/04/2060	Standard Loan	Government of Kenya	-
2015004003	USD	African Development Fund	Multilateral	Mombasa- Mariakani Highway Project Lot 1-Mombasa-Kwa Jomvu (USD -Portion 2100150034793)	22/05/2015	01/04/2055	Standard Loan	Government of Kenya	12,979,527,220
2015010003	EUR	Intesa SanPaolo	Buyers Credit	Itare Dam Project (SACE Facility)	15/07/2015	28/10/2034	Standard Loan	Government of Kenya	13,386,619,833
2015013002	AUA	African Development Fund	Multilateral	Support to Technical Vocational Education and ... (AUA Portion - 2100150033295->Undisbursed Portion)	21/08/2015	10/04/2057	Standard Loan	Government of Kenya	-
2015013003	USD	African Development Fund	Multilateral	Support to Technical Vocational Education and Training for Relevant... (USD Portion - 2100150035143)	21/08/2015	10/04/2057	Standard Loan	Government of Kenya	7,421,191,213
2015014002	AUA	African Development Fund	Multilateral	Multinational Kenya-Tanzania Power Interconnec... (AUA-Portion - 2100150032846->Undisbursed Portion)	30/07/2015	01/05/2057	Standard Loan	Government of Kenya	-
2015014003	USD	African Development Fund	Multilateral	Multinational Kenya-Tanzania Power Interconnection Project (USD-Portion - 2100150035944)	30/07/2015	01/05/2055	Standard Loan	Government of Kenya	4,774,943,526
2015022002	EUR	KBC BANK	Bilateral	Ithanga Water Project (Finexpo Supported BHM-14012EVBB)	23/11/2015	24/03/2032	Standard Loan	Government of Kenya	1,032,469,018
2015022003	EUR	KBC BANK	Bilateral	Ithanga Water Project (Sofinex Supported - BHM-14-012EVB)	23/11/2015	24/03/2032	Standard Loan	Government of Kenya	119,806,885
2015031003	USD	Agence Francaise De Development	Bilateral	Kenya Informal Settlement Improvement Program -KISIP (Tranche 2)	17/12/2015	15/12/2057	Standard Loan	Government of Kenya	1,027,618,550
2015031005	USD	Agence Francaise De Development	Bilateral	Kenya Informal Settlement Improvement Program -KISIP (Tranche 5)	17/12/2015	15/12/2057	Standard Loan	Government of Kenya	789,700,762
2015031006	USD	Agence Francaise De Development	Bilateral	Kenya Informal Settlement Improvement Program -KISIP (Tranche 6)	17/12/2015	15/12/2057	Standard Loan	Government of Kenya	1,046,788,732
2015031007	USD	Agence Francaise De Development	Bilateral	Kenya Informal Settlement Improvement Program -KISIP (Tranche 7)	17/12/2015	15/12/2057	Standard Loan	Government of Kenya	1,010,830,746
2015031008	USD	Agence Francaise De Development	Bilateral	Kenya Informal Settlement Improvement Program -KISIP (Tranche 8)	17/12/2015	15/12/2057	Standard Loan	Government of Kenya	1,313,064,718
2015031009	USD	Agence Francaise De Development	Bilateral	Kenya Informal Settlement Improvement Program -KISIP (Tranche 9)	17/12/2015	15/12/2057	Standard Loan	Government of Kenya	731,102,402
2016037003	EUR	Agence Francaise De Development	Bilateral	Roads 2000 Phase II project- Additional Financing (Tranche 2)	01/01/2016	30/09/2038	Standard Loan	Government of Kenya	535,388,779
2016037004	EUR	Agence Francaise De Development	Bilateral	Roads 2000 Phase II project- Additional Financing (Tranche 3)	01/01/2016	30/09/2038	Standard Loan	Government of Kenya	101,647,212
2016037005	EUR	Agence Francaise De Development	Bilateral	Roads 2000 Phase II project- Additional Financing (Tranche 4)	01/01/2016	30/09/2038	Standard Loan	Government of Kenya	225,936,854
2016037006	EUR	Agence Francaise De Development	Bilateral	Roads 2000 Phase II project- Additional Financing (Tranche 6)	01/01/2016	30/09/2038	Standard Loan	Government of Kenya	40,635,220
2016037007	EUR	Agence Francaise De Development	Bilateral	Roads 2000 Phase II project- Additional Financing (Tranche 7)	01/01/2016	30/09/2038	Standard Loan	Government of Kenya	14,922,097
2016037008	EUR	Agence Francaise De Development	Bilateral	Roads 2000 Phase II project- Additional Financing (Tranche 8)	01/01/2016	30/09/2038	Standard Loan	Government of Kenya	43,740,630
2016037009	EUR	Agence Francaise De Development	Bilateral	Roads 2000 Phase II project- Additional Financing (Tranche 9)	01/01/2016	30/09/2038	Standard Loan	Government of Kenya	467,087,355
2016059002	EUR	Agence Francaise De Development	Bilateral	Hybrid Generation of Off-Grid Power Systems - Undisbursed Balance	01/08/2016	30/06/2036	Standard Loan	Government of Kenya	-
2016059003	EUR	Agence Francaise De Development	Bilateral	Hybrid Generation of Off-Grid Power Systems Tranche 02	01/08/2016	31/12/2039	Standard Loan	Government of Kenya	122,827,736
2016059004	EUR	Agence Francaise De Development	Bilateral	Hybrid Generation of Off-Grid Power Systems Tranche 04	01/08/2016	31/12/2039	Standard Loan	Government of Kenya	21,254,435
2016059005	EUR	Agence Francaise De Development	Bilateral	Hybrid Generation of Off-Grid Power Systems Tranche 05	01/08/2016	31/12/2039	Standard Loan	Government of Kenya	38,610,485
2016059006	EUR	Agence Francaise De Development	Bilateral	Hybrid Generation of Off-Grid Power Systems Tranche 06	01/08/2016	31/12/2039	Standard Loan	Government of Kenya	34,245,411
2016059007	EUR	Agence Francaise De Development	Bilateral	Hybrid Generation of Off-Grid Power Systems Tranche 07	01/08/2016	30/06/2036	Standard Loan	Government of Kenya	145,020,544

2017002003	AUA	African Development Fund	Multilateral	ADF-Kenya Towns Sustainable Water Supply and Sanitation Program (Undisbursed Portion)	09/01/2017	01/02/2037	Standard Loan	Government of Kenya	-
2017002004	USD	African Development Fund	Multilateral	ADF-Kenya Towns Sustainable Water Supply and Sanitation Program (USD Portion 2100150039193)	09/01/2017	01/08/2046	Standard Loan	Government of Kenya	633,634,779
2017003003	USD	African Development Fund	Multilateral	Multinational Lake Victoria Maritime Communiacations and Transport ... (USD Portion - 2100150039294)	09/01/2017	01/08/2056	Standard Loan	Government of Kenya	3,069,180
2017015003	USD	Trade and Development Bank	Commercial Bank	East and Southernn Africa Trade and Development BAnk - PTA- Loan USD500 Mn (Facility A)	20/03/2017	20/03/2027	Standard Loan	Government of Kenya	12,502,855,556
2017016002	EUR	Agence Francaise De Development	Bilateral	Last Mile Connectivity Programme (Tranche - 01 - Undisbursed->Undisbursed Portion)	07/03/2017	27/03/2040	Standard Loan	Government of Kenya	-
2017016003	EUR	Agence Francaise De Development	Bilateral	Last Mile Connectivity Programme (Tranche - 02)	07/03/2017	27/03/2040	Standard Loan	Government of Kenya	67,479,500
2017016004	EUR	Agence Francaise De Development	Bilateral	Last Mile Connectivity Programme (Tranche - 04)	07/03/2017	27/03/2040	Standard Loan	Government of Kenya	323,908,135
2017016005	EUR	Agence Francaise De Development	Bilateral	Last Mile Connectivity Programme (Tranche - 05)	07/03/2017	27/03/2040	Standard Loan	Government of Kenya	215,927,865
2017016006	EUR	Agence Francaise De Development	Bilateral	Last Mile Connectivity Programme (Tranche - 07)	07/03/2017	27/03/2040	Standard Loan	Government of Kenya	67,446,370
2017018003	EUR	Intesa SanPaolo	Buyers Credit	Kimwarer Dam (CommercialPotion)	18/04/2017	09/11/2024	Standard Loan	Government of Kenya	1,295,506,979
2017018004	EUR	Intesa SanPaolo	Buyers Credit	Kimwarer Dam (SACE Portion)	18/04/2017	09/11/2035	Standard Loan	Government of Kenya	5,856,949,952
2017019003	EUR	Intesa SanPaolo	Buyers Credit	Arror Dam (Commercial Portion)	18/04/2017	18/01/2025	Standard Loan	Government of Kenya	1,677,760,418
2017019004	EUR	Intesa SanPaolo	Buyers Credit	Arror Dam (SACE Portion)	18/04/2017	18/01/2036	Standard Loan	Government of Kenya	7,413,232,555
2017023002	AUA	African Development Fund	Multilateral	Kapchorwa Suam-Kitale and Eldoret Bypass Road Project-ADF (Tranche1->Undisbursed Portion)	19/05/2017	01/02/2047	Standard Loan	Government of Kenya	-
2017023003	USD	African Development Fund	Multilateral	Kapchorwa Suam-Kitale and Eldoret Bypass Road Project-ADF (USD P)	19/05/2017	01/02/2047	Standard Loan	Government of Kenya	5,554,141,792
2017032003	EUR	Unicredit SPA	Bilateral	Konza Techno City Project (COMMERCIAL FACILITY)	14/06/2017	14/12/2030	Standard Loan	Government of Kenya	-
2017032004	EUR	Unicredit SPA	Bilateral	Konza Techno City Project (SACE FACILITY)	14/06/2017	14/12/2030	Standard Loan	Government of Kenya	29,415,442,033
2017035002	EUR	BELFIUS BANK SA	Buyers Credit	Mavoko Drinking Water (Facility A)	29/05/2017	05/02/2034	Standard Loan	Government of Kenya	1,085,792,804
2017035003	EUR	BELFIUS BANK SA	Buyers Credit	Mavoko Drinking Water (Facility B)	29/05/2017	05/02/2034	Standard Loan	Government of Kenya	2,648,914,803
2017038003	JPY	Government of Japan	Bilateral	Mombasa Port Area Development Project- Phase II (Principal I)	04/07/2017	20/07/2047	Standard Loan	Government of Kenya	8,382,943,542
2017038004	JPY	Government of Japan	Bilateral	Mombasa Port Area Development Project- Phase II (Principal II)	04/07/2017	20/07/2047	Standard Loan	Government of Kenya	895,341,683
2017045001	EUR	European Investment Bank	Multilateral	Olkaria I Geothermal (unit 6) and Olkaria I and IV Geothermal Extension Projec (Undisbursed Balance)	04/09/2017	15/11/2040	Standard Loan	Government of Kenya	-
2017045002	EUR	European Investment Bank	Multilateral	Olkaria I Geothermal (unit 6) and Olkaria I and IV Geothermal Extension Project -Tranche 1	04/09/2017	01/07/2042	Standard Loan	Government of Kenya	2,672,660,299
2017045003	EUR	European Investment Bank	Multilateral	Olkaria I Geothermal (unit 6) and Olkaria I and IV Geothermal Extension Project - Tranche 2	04/09/2017	15/11/2040	Standard Loan	Government of Kenya	977,233,200
2017045004	EUR	European Investment Bank	Multilateral	Olkaria I Geothermal (unit 6) and Olkaria I and IV Geothermal Extension Project Same as 2017062 Tran	04/09/2017	15/05/2043	Standard Loan	Government of Kenya	1,371,814,839
2017049002	USD	Trade and Development Bank	Commercial Bank	TDB US$ 750 Million Refinancing Facility (Tranche A)	06/10/2017	06/10/2025	Standard Loan	Government of Kenya	2,786,350,666
2017049003	USD	Trade and Development Bank	Commercial Bank	TDB US$ 750 Million Refinancing Facility (Tranche B)	06/10/2017	06/10/2025	Standard Loan	Government of Kenya	25,961,286,500
2017050003	EUR	KBC BANK	Bilateral	Ithanga Water Supply Project - Phase II (Sofinex Portion)	09/10/2017	24/09/2033	Standard Loan	Government of Kenya	145,823,185
2017050004	EUR	KBC BANK	Bilateral	Ithanga Water Supply Project - Phase II (Finexpo Portion)	09/10/2017	24/09/2033	Standard Loan	Government of Kenya	1,083,786,796
2017056003	EUR	Unicredit SPA	Bilateral	AW 139 Helicopters (SACE FACILITY)	11/12/2017	31/10/2029	Standard Loan	Government of Kenya	4,128,319,432
2017059003	USD	Unicredit SPA	Bilateral	C-27J Spartan Aircraft (FACILITY A)	11/12/2017	31/10/2029	Standard Loan	Government of Kenya	17,197,699,067
2017059004	USD	Unicredit SPA	Bilateral	C-27J Spartan Aircraft (FACILITY B)	11/12/2017	31/10/2029	Standard Loan	Government of Kenya	2,497,829,414
2017060001	EUR	European Investment Bank	Multilateral	Regional Mombasa Port Access Road. Undisbursed Balance	28/08/2017	15/02/2038	Standard Loan	Government of Kenya	21,743,588
2017060002	EUR	European Investment Bank	Multilateral	Regional Mombasa Port Access Road. Tranche 1	28/08/2017	15/02/2038	Standard Loan	Government of Kenya	2,844,988,360
2018006002	AUA	African Development Fund	Multilateral	Enable Youth Kenya Program (AUA portion->Undisbursed Portion)	23/05/2018	15/11/2047	Standard Loan	Government of Kenya	-
2018006003	EUR	African Development Fund	Multilateral	Enable Youth Kenya Program (Euro portion 2100150041293)	23/05/2018	15/05/2048	Standard Loan	Government of Kenya	903,110,213
2018010002	EUR	Agence Francaise De Development	Bilateral	Mwache Dam Project (Tranche 01-Undisbursed->Undisbursed Portion)	21/06/2018	01/03/2038	Standard Loan	Government of Kenya	-
2018010003	EUR	Agence Francaise De Development	Bilateral	Mwache Dam Project (Tranche 03)	21/06/2018	01/03/2038	Standard Loan	Government of Kenya	23,929,189
2018010004	EUR	Agence Francaise De Development	Bilateral	Mwache Dam Project (Tranche 04)	21/06/2018	01/03/2038	Standard Loan	Government of Kenya	347,897,400
2018010005	EUR	Agence Francaise De Development	Bilateral	Mwache Dam Project (Tranche 05)	21/06/2018	01/03/2038	Standard Loan	Government of Kenya	62,753,077

PUBLIC DEBT MANAGEMENT OFFICE

STATEMENT OF EXTERNAL DEBT IN KSH AS OF END JAN 2024

Guaranteed Debt

Instrument Id	Instrument Currency Code	Creditor Name	Creditor Category	Instrument Title	Agreement Date	Maturity Date	Agreement Structure	Borrower Name	Borrower Category	Disbursed Oustanding Debt	Undisbursed Balance
1995101	JPY	Government of Japan	Bilateral	Mombasa Diesel Generating Power Plant	24/03/1995	20/03/2025	Standard Loan	Kenya Power Company	Guaranteed Debt	694,087,641.31	-
1997101	JPY	Government of Japan	Bilateral	Sondu Miriu Hydropower Project	03/03/1997	20/09/2026	Standard Loan	Kenya Power Company	Guaranteed Debt	1,103,820,574.39	-
2004101	JPY	Government of Japan	Bilateral	Sondu Miriu Hydro Power II	20/02/2004	20/02/2044	Standard Loan	Kenya Power Company	Guaranteed Debt	7,717,540,995.50	5.44
2007101	JPY	Government of Japan	Bilateral	Sondu - Miriu Hydropower Project Sangoro Power Plant	23/01/2007	20/02/2047	Standard Loan	Kenya Electricity Generating Company	Guaranteed Debt	3,542,554,457.14	-
2007103002	JPY	Government of Japan	Bilateral	Mombasa Port Development Programme (Mombasa Port A)	01/01/2007	20/11/2047	Standard Loan	Kenya Ports Authority	Guaranteed Debt	20,313,322,205.25	10.88
2007103003	JPY	Government of Japan	Bilateral	Mombasa Port Development Programme (Mombasa Port)	01/01/2007	20/11/2047	Standard Loan	Kenya Ports Authority	Guaranteed Debt	1,842,776,493.61	378,324,846.81
2010101	JPY	Government of Japan	Bilateral	Olkaria 1 Unit 4 and 5 Geothermal Power Project	31/03/2010	20/04/2040	Standard Loan	Kenya Electricity Generating Company	Guaranteed Debt	15,970,108,886.10	9,876,222,986.28
2010102002	EUR	Govt of Fed. Republic of Germany - GTZ	Bilateral	Rehabilitation and Expansion of the Hydropower Plant Kindaruma (Tranche 1)	16/11/2010	30/06/2024	Standard Loan	Kenya Electricity Generating Company	Guaranteed Debt	79,146,658.50	-
2010102003	EUR	Govt of Fed. Republic of Germany - GTZ	Bilateral	Rehabilitation and Expansion of the Hydropower Plant Kindaruma (Tranche 2)	16/11/2010	30/06/2024	Standard Loan	Kenya Electricity Generating Company	Guaranteed Debt	260,923,050.00	-
2011100	EUR	Govt of Fed. Republic of Germany - GTZ	Bilateral	Rehabilitation and Upgrade of the Geothermal Plant Olkaria	03/05/2011	30/06/2026	Standard Loan	Kenya Electricity Generating Company	Guaranteed Debt	1,725,242,892.37	543,917,899.13
2015101002	JPY	Government of Japan	Bilateral	Kenya Port Development Project - Phase II (Principal IIA)	09/03/2015	20/04/2055	Standard Loan	Kenya Ports Authority	Guaranteed Debt	3,355,328,921.69	231,662,010.31
2015101003	JPY	Government of Japan	Bilateral	Kenya Port Development Project - Phase II (Principal I)	09/03/2015	20/04/2055	Standard Loan	Kenya Ports Authority	Guaranteed Debt	30,334,526,826.05	1,019,277,137.95
2017064	USD	Exim Bank U.S.A.	Bilateral	Kenya Airways Guarantee	14/11/2017	30/04/2052	Standard Loan	Kenya Airways	Guaranteed Debt	36,163,553,476.41	-
2021329	JPY	Government of Japan	Bilateral	DSSI Japan-Kenya Ports Authority (KE-P25) -Phase I	01/01/2021	15/06/2027	Debt relief	Kenya Ports Authority	Guaranteed Debt	344,579,007.73	-
2021330	JPY	Government of Japan	Bilateral	DSSI Japan For KenGen Loans Phase I	01/01/2021	30/06/2028	Debt relief	Kenya Electricity Generating Company	Guaranteed Debt	97,679,748.53	-
2021332	JPY	Government of Japan	Bilateral	DSSI Japan-Kenya Ports Authority (KE-P25) -Phase II	01/07/2021	15/12/2027	Debt relief	Kenya Ports Authority	Guaranteed Debt	393,748,292.03	-
2023101	USD	Exim Bank U.S.A.	Bilateral	KQ Novation for Tsavo Senior Facility Restructuring	18/09/2023	01/09/2026	Standard Loan	Kenya Airways	Guaranteed Debt	58,666,167,869.22	1.61
										182,605,107,995.83	**12,049,404,898.41**

EXTERNAL DEBT SERVICE IN KSHS AS OF JAN 2024			
CREDITOR	**Principal**	**Interest**	**Total**
MULTILATERAL			
IBRD	-	3,785,597,375	3,785,597,375
IDA	21,486,428,116	11,696,441,341	33,182,869,457
IFAD	646,956,254	191,443,004	838,399,258
IMF	-	-	-
ADB/ADF	5,475,261,818	9,094,217,176	14,569,478,994
EIB	934,526,001	364,939,739	1,299,465,739
EEC	144,774,258	6,783,863	151,558,121
OPEC	498,082,752	43,707,592	541,790,343
BADEA	151,974,586	52,457,326	204,431,912
NDF	41,323,584	12,861,966	54,185,550
MULTILATERAL TOTAL	**29,379,327,369**	**25,248,449,381**	**54,627,776,750**
BILATERAL			
ABU DHABI	105,854,290	18,968,009	124,822,299
AUSTRIA	60,750,174	14,474,095	75,224,268
BELGIUM	1,308,644,090	137,839,083	1,446,483,173
CHINA	94,382,908,418	51,198,968,893	145,581,877,311
DENMARK	86,463,104	-	86,463,104
FINLAND	191,536,029	26,801,884	218,337,913
FRANCE	15,138,188,618	1,385,935,681	16,524,124,299
GERMANY	3,299,499,437	574,187,462	3,873,686,899
POLAND	46,865,052	11,609,926	58,474,978
INDIA	587,690,755	145,563,857	733,254,612
ISRAEL	439,917,644	100,748,129	540,665,774
ITALY	6,743,228,917	1,043,035,129	7,786,264,046
JAPAN	3,376,363,596	351,548,253	3,727,911,848
KOREA	126,012,891	17,654,048	143,666,939
KUWAIT	85,193,267	20,121,175	105,314,442
NETHERLANDS	-	-	-
SAUDI ARABIA	151,491,657	19,506,442	170,998,099
SPAIN	1,062,312,260	93,071,438	1,155,383,697
USA	165,531,321	16,242,148	181,773,469
BILATERAL TOTAL	**127,358,451,519**	**55,176,275,652**	**182,534,727,170**
COMMERCIAL DEBT			
BVR	-	-	-
ISB	-	44,218,084,703	44,218,084,703
Afrexim	-	-	-
TDB	32,549,156,376	14,364,515,811	46,913,672,187
SBSA	-	3,126,885,553	3,126,885,553
China Development Bank	-	-	-
COMMERCIAL	**32,549,156,376**	**61,709,486,067**	**94,258,642,443**
GUARANTEED DEBT			
KQ Guarantee (Exim USA)	**5,456,546,217**	**1,394,500,995**	**6,851,047,212**
			-
Grand Total	**194,743,481,481**	**143,528,712,095**	**338,272,193,575**

OFFICE OF THE CONTROLLER OF BUDGET

Tel: 020 2211068, 0738466721, 0709910000
Email: cob@cob.go.ke/Info@cob.go.ke
Website: www.cob.go.ke

Bima House, 12th Floor
Harambee Avenue
P.o Box 35616-00100
Nairobi Kenya

REPORT TO THE NATIONAL ASSEMBLY COMMITTEE ON PUBLIC DEBT & PRIVATIZATION ON THE MEDIUM-TERM DEBT MANAGEMENT STRATEGY – FY 2024/2025 REGARDING DEBT SERVICE COST.

PRESENTED BY:

FCPA DR. MARGARET NYAKANG'O, CBS
CONTROLLER OF BUDGET

22nd February 2024

Introduction

The Office of the Controller of Budget (OCOB) is established under Article 228 of the Constitution to oversee the implementation of the budgets of the National and County Governments by authorizing withdrawals from public funds as established under Articles 204, 206 and 207 of the Constitution. Article 228 (5) of the Constitution requires the Controller of Budget (CoB) not to approve any withdrawals from public funds unless satisfied that such withdrawals are authorized by law. The CoB is further guided by the principles of public finance as articulated under Article 201 of the Constitution and the Public Finance Management Act, 2012, which require that public funds be used prudently and responsibly.

This brief is prepared in response to a letter Ref: NA/PBO/PD&PC/2024/004 dated 15th February 2024 from the Office of the Clerk of the National Assembly inviting the Controller of Budget to participate in the deliberations of the Public Debt and Privatization Committee in line with Section 33 of the Public Finance Management Act, 2012 and the National Assembly Standing Order number 232. This report provides insights on the management of debt service cost and in-year government liquidity as contained in the Medium-Term Debt Management Strategy for FY 2024/2025.

The Preparation of the 2024 MTDS to guide borrowing in the medium term is in line with Section 63(c) of the PFM Act, 2012. The 2024 optimal strategy is to achieve a gradual reduction of Treasury bills stock with domestic financing mainly sourced from medium to Long-term Treasury bonds. Externally, the strategy focuses more on budget financing through concessional borrowings. In terms of

net Financing, the option assumes 45 per cent domestic financing and 55 per cent external borrowing. Therefore, the purpose of the MTD strategy is to ensure that the Government meets its expenditure requirements while repaying its debt obligations when they fall due. This report provides insights into the outcomes of the optimal strategy as stated in the MTDS: -

1. **The least cost of debt in terms of interest payments as a percentage of GDP and implied interest rate**

The CoB proposes that the CBK reviews the domestic interest rates as this is a matter that is within our scope as a country. The Monetary Policy Committee (MPC) raised the Central Bank Rate (CBR) from 12.5 per cent to 13 per cent in a meeting held on the 6th of February 2024. The decision to increase the rate was to mitigate the adverse economic impact and financial disruptions.

During the first half of the current financial year, the government spent Kshs 405 billion on debt interest expense. Domestic interest consumed Kshs 300 billion while foreign interest gobbled up Kshs 105 billion. If this trend continues, it is projected that the government will end up spending over Kshs 800 billion on debt interest expense by the end of this financial year.

Notably domestic interest expense rose by 19% compared to a similar period last year due to rising interest rates and further debt accumulation. Foreign interest rose by 57% driven mainly by the depreciation of the shilling.

The twin tragedy of rising interest rates and steep depreciation of the shilling is increasing our debt servicing burden to unmanageable levels. We recommend that

the National Treasury should refrain from replacing cheaper debt with costlier ones.

The continued rise in debt service costs will leave the government with limited funds for other necessary expenditures. Development spending on both national and county governments will be hard hit. Eventually, essential expenditures such as salaries will also be adversely affected.

There is a need for rationalization of spending while growing revenues leading to the overall growth of the economy. This is the surest way of evading the debt trap.

Recommendation

The Central Bank of Kenya should revisit the interest rate adjustment at the earliest opportunity. The MPC should be convened to reduce the domestic interest rates Our current problems as a country in matters of inflation are driven by the supply side while the consumption on the households' side is not driven largely through debt. This implies that even if the CBK raises the interest rates to curb inflation, the rise will have no impact as inflation will still rise if there is a shortage in food supply.

On matters of exchange rate, raising interest rates would be detrimental because it indiscriminately impacts all imports including essential ones and those needed to support production. It would make more sense to implement fiscal policies like higher taxes for non-essential imports and give more incentives that will support local production that would enhance the GDP and consequently lower food prices.

This will also shift the balance of trade towards more exporting than importing resulting in a further strengthening of the Kenya shilling.

2. The Present Value (PV) of Debt to GDP as an outcome of the Fiscal Consolidation Plan.

The current PV of debt to GDP as stated in the MTDS is at 68.3 percent as reported. Fiscal consolidation as a government policy is intended to reduce deficits and accumulation of debt.

The Government should endeavor to develop a balanced budget at both levels of Government. Kenya's budget deficit and debt crisis stem from the government's persistent overspending and non-core spending priorities. The government would not have a budget deficit problem and, consequently, a debt problem if the expenditure side is resolved to alleviate wastage of public funds. Kenya's problem as noted in most of the CoB reports at both the National Government and County Governments has been consistent on matters of spending on more non-essential expenditures leaving out impactful development expenditures.

Recommendation

There is a need to limit the budget to necessary expenditures. Kenya's fiscal gap will keep widening and eventually have a hard landing. In the business cycle or economic cycle, a **hard landing** is an economy rapidly shifting from growth to slow growth and flat as it approaches a recession, usually caused by government attempts to slow down inflation. It is distinguished from a *soft landing*, in which an economy's growth rate slows enough to control inflation, but remains high enough to avoid recession. The criteria for distinguishing between a *hard* and *soft* landing

are numerous and subjective. In addition, unless we limit government borrowing, increasing the scope of tax will not increase revenue beyond the optimal point. This is because government borrowing mops out what could have been used for private sector investments. Economic growth is achievable without exerting pressure on the existing tax regime.

3. **To Minimize refinancing Risk by lengthening the total portfolio Average time to Maturity (ATM) through issuance of medium to long-term bonds and concessional loans with longer maturities**

Kenya has just partially repaid **$2bn** Euro 2024 Bond. It took a careful but calculated risk when capital markets suddenly reopened for frontier markets this year. Kenya decided to buy back most of that bond and issue a new long-term **$1.5bn** note that alleviates the pressure of bullet payments until **2029** when repayments start. Kenya's swerving of default was greeted with relief, despite the high price of a **10.375%** effective interest rate, or yield. That is well above the **6.875%** that the 2024 bond had offered. While interest rates have shot up everywhere over the last couple of years, a double-digit borrowing cost remains one of the most obvious warning signs that **all is not well in our country.** Kenya was compelled to refinance at a higher interest rate to offset the **$2bn** bond payment looming in June 2024.

Recommendation

Refinancing a loan doesn't entirely resolve a problem but rather it is a postponement of the problem to a later period. The questions to ask are: -

- Are the concessional loans really concessional? While it seems like a rhetorical question, most of these so-called concessional loans might possibly be very expensive in the long run and with a **low impact in terms of economic development.** These concessional loans are usually given by multi-lateral agencies such as the IMF and the World Bank under serious austerity measures such as increases in taxation. My office recommends an audit of these loans and the projects they support to ascertain the effectiveness of these loans. Our analysis has revealed that the average interest paid on concessional loans has averaged 14.5% for many years, which is not cheap by any standards.

- The euro bond settlement is good news to the Country but were other considerations looked at when the new 1.5bn issue was made? The Government has insinuated that it will be paid in tranches to avoid one bullet payment as has been the norm. However, other loans will be maturing at the same time and not necessarily the Euro bond loan only. These other repayments, which include domestic debt, will still pose a heavy burden on the cashflows shortly.

4. <u>To minimize interest rate risk in terms of average time to re-fixing</u>

Average Time to Re-fixing (ATR) measures, how long, on average, it will take for changes in market interest rates to have effect on the whole debt, i.e. how often the interest rates on the portfolio are refixed. ATR is typically measured in years, and a high value of ATR indicates low risk. In Kenya for instance, concerning interest rate risk, domestic debt portrays higher vulnerability than external debt. Notably, there has been a reduction in the average time to

refixing (ATR) of domestic debt from 11.3 years as reported in the 2022 MTD target to 7.7 years as of June 2023. There is a deviation of -3.6 years and it has been alluded to a marginal increase in interest rate indicators. The indicators point towards investors' preference for short-term securities over long-term securities.

Recommendation.

The CBK should through the MPC lower domestic interest rates to discourage commercial banks who are major investors of the short-term treasury bills in investing in these bills This is because these banks crowd-out private investors from accessing debt due to its high cost. The contradiction in this is that the same commercial banks are holding Government entity accounts and thus invest the same money that is invested in the securities. A case example is attached in **Annex 1,** a report by the Coast Development Authority (CDA) which received Kshs 271,535,110 for the implementation of the Malindi Integrated Social Health Programme funded by the Italian Government. According to the status report, some of the reasons raised for the delays are awaiting approval by the National Project Steering Committee (NPSC) and Tax exemption approvals.

5. **To deepen the domestic bond market through issuance of more medium to long-term instruments as the main source of domestic financing.**

This move is positive as it will enhance economic growth, and free up some borrowing space for private entities to access favourable credit terms from

commercial banks. This is due to the fact that Commercial banks usually prefer short term T-Bills to long term.

Recommendation

The Government should fast track implementation of this strategy and also ensure that Government entities fast track implementation of its projects to prevent idle funds lying in commercial banks.

Conclusion.

The Office Controller of Budget strives to promote prudent utilization of public funds. I therefore recommend that the National Treasury should fast track implementation of long outstanding Sinking Fund. In addition, the Committee should enact strict legislation that would help alleviate the pending bills menace that is faced at both levels of Government. Pending bills are included among the items that the government is obligated to pay as the first charge in budget payments before spending money on service delivery or development projects. Pending bills should receive the same treatment given to public debt by ensuring that Public debt is the first charge on the Consolidated fund. These are covered in the Government Circular-No.10-2020-on-Prioritization-of-Pending-Bills-by-State-Corporations-and-Semi-Autonomous-Agencies-SAGAs as attached in Annex 2.

FCPA Dr. Margaret Nyakang'o, CBS
CONTROLLER OF BUDGET

Annex 1

CFA/N

COAST DEVELOPMENT AUTHORITY

Office of the Managing Director

Headquarters:
Mama Ngina Drive
P.O. Box 1322 -80100
Mombasa, Kenya

Tel: 254-020-8009196 (Wireless)
Mobile: 0794100000
E-mail: cda@cda.go.ke
Website: www.cda.go.ke

OFFICE OF THE CONTROLLER OF BUDGET
RECEIVED
19 JAN 2024
TIME: 1:28
P.O. Box 35616-00100, NAIROBI

CDA 3/7/1

19th January 2024

Controller of Budget
Bima House
P.O Box 35616 -00100
NAIROBI

RE: SUBMISSION OF QUARTER (2) FINANCIAL REPORT FY 2022/23 COAST DEVELOPMENT AUTHORITY

Reference is made to your letter Ref.EAC&RD/002/Vol.1(26) dated 8th January 2024 on the above subject.

Find enclosed detailed report for the period ended 31st December 2023 for Malindi Integrated Social Health Program (MISHDIP).

Please note the following:

- The project has received Ksh.271,535,110/- for the above project.
- The detailed status report for the said project is attached.
- There has been no disbursement to the Contractors by the end of the said period.
- The commencement date for the project was 1st May 2022 and the expected date of completion is 30th May 202[illegible]

Yours faithfully,

Mohamed Keinan Hassan, PhD, [illegible]
MANAGING DIRECTOR

Copy to The Principal Secretary
State Department for the [illegible] and Regional Development
NAIROBI

The Auditor General
Office of the Auditor General
NAIROBI

"D"

NAME OF THE MDA:COAST DEVELOPMENT AUTHORITY

PROGRAMME & SUB-PROGRAMME PERFORMANCE REPORT (FINANCIAL)

For the First Six Months of FY 2023/24 (as of 31st December 2023)

Name of the Programme & Sub-Programme	Revised Gross Estimates (Kshs.)			Gross Expenditure (Kshs.)		
	Recurrent	Development	Gross	Recurrent	Development	Total
	a	b	c=a+b	d	e	f=d+e
1. 1036108000 Malindi Integrated Social Health Development Programme - Phase II						
(a)Sub-Programme	-	400,000,000.00	400,000,000.00	-	-	-
(b)Sub-Programme						
Sub-Total	-	**400,000,000.00**	**400,000,000.00**	-	-	-
(Insert Additional Programmes and Sub-Programmes)						
Grand Total	-	**400,000,000.00**	**400,000,000.00**		-	-

Prepared by: MONICAH CHEPKEMOI Signed:

Date: 19/01/2024

Approved by: PAMELA M NGUEK Signed:

Date: 19/1/2024

OFFICE OF THE CONTROLLER OF BUDGET * RECEIVED 19 JAN 2024 TIME: * P.O Box 35616-00100, NAIROBI

OFFICE OF THE CONTROLLER OF BUDGET * RECEIVED 19 JAN 2024 TIME: * P.O Box 35616-00100, NAIROBI

"E"

NAME OF THE MDA: COAST DEVELOPMENT AUTHORITY

Programme and Sub-Programme Performance Report - non-financial for the First Six Months of FY 2023/24 (as of 31st December 2023)

	SUB-PROGRAMME	Delivery Unit	Key Output	Key Performance Indicator	Annual Target(s)	Actual As of 31st December 2023	Variance	Remarks
		Delivery Unit	Key Outputs	Key Performance	Annual Target(s)	Actual as of 31st December 2023	Variance	Remarks
			Ngomeni Secondary School: 1 No. Kitchen & Dining hall Constructed	No. of kitchen & dinning constructed	1 No. Kitchen & Dining hall, Constructed	0% completion • Construction works not started • Contract awarded to M/s Hakaam General Contruction & Supplies Ltd • Site hand over done on 21st September, 2023	• Construction and supervision • Commissioning	• Delay in Tax exemption approvals. Master list approved in 7th Dec 2023 • National Programme Steering Committee (NPSC) advised to fast track implementation
			Ngomeni Secondary School: 4 No. Classrooms Constructed	No. of classrooms, constructed	4 No. Classrooms Constructed	0% completion • Construction works not started • Contract awarded to M/s Villa max ventures Ltd • Site hand over done on 31st August, 2023 • Date of Completion is 30th	• Construction and supervision • Commissioning	
			Ngomeni Secondary School: 1 No. Dormitory Constructed	No. of dormitory constructed	1No. Dormitory Constructed	60% completion • Construction ongoing at finishing level • Contract awarded to M/s Firstline ventures Ltd • Site hand over done on 31st August, 2023 • Date of Completion is 30th June 2024	• Fixing of doors and windows, Electrical and Plumbing works, decorations etc. • Commissioning	
			1No. Chief's Office Constructed	No. of Chief's Office Constructed	1No. Chief's Office Constructed	• Design drawing and Bill of Quantities • Tender document	• Tender advertisement, evaluation and award • Site handing over • Construction and supervision	• Approved change of scope yielded higher estimates than the preliminary • Awaiting approval by NPSC

	1. Improving the Education facilities and school enrollment in Malindi and Magarini sub-counties	Ngom...i Primary school: 6 No. Classrooms renovated	No. of Classrooms renovated	6 No. Classrooms renovated	• Design drawing and Bill of Quantities • Tender document	• Tender advertisement, evaluation and award • Site handing over • Construction and supervision	• Approved change of scope yielded higher estimates than the preliminary • Awaiting approval by NPSC
		Rasi Primary School: 6 No. Classrooms	No. of Classrooms constructed	6No. Classrooms constructed	0% completion • Construction works not started • Contract awarded to M/s Onsite Developers Limited • Site hand over done on 1st September, 2023 • Date of Completion is 20th	• Construction and supervision • Commissioning	• Delay in Tax exemption approvals. Master list approved in 7th Dec 2023 • NPSC advised to fast track implementation
		Rasi Primary School:1No. JSS Laboratory, 5 No. Blocks of 3-door pit V.I.P latrines constructed	No. of JSS Laboratory & Blocks of 3-door pit V.I.P latrines constructed	1No. JSS Laboratory, 5 No. Blocks of 3-door pit V.I.P latrines constructed	46% completion • Construction ongoing at finishing level • Contract awarded to M/s Firstline ventures Ltd • Site hand over done on 1st September, 2023 • Date of Completion is 30th June 2024	• Fixing of doors and windows, Electrical and Plumbing works, water tank etc. • Commissioning	
		Midodoni Primary School: 1No. JSS Laboratory constructed	No. of JSS Laboratory constructed	1No. JSS Laboratory constructed	73% completion • Construction ongoing at finishing level • Contract awarded to M/s Ashbeel Company Limited • Site hand over done on 6th September, 2023 • Date of Completion is 30th	• Gas installation, Electrical and Plumbing works, water tank etc. • Commissioning	
		Burangi primary school: 8 No. Classrooms constructed	No. of Classrooms constructed	8 No. Classrooms constructed	0% completion • Construction works not started • Contract awarded to M/s Crossland Construction and General Supply Limited • Site hand over done on 2nd September, 2023	• Construction and supervision • Commissioning	• Delay in Tax exemption approvals. Master list approved in 7th Dec 2023 • NPSC advised to fast track implementation

Malindi Integrated Social Health Development Programme (Phase II)		**CDA**	Burangi primary school: 1No. JSS Laboratory, 3 No. Blocks of 3-door pit V.I.P latrines constructed	No. of JSS Laboratory & Blocks of 3-door pit V.I.P latrines constructed	1No. JSS Laboratory, 3 No. Blocks of 3-door pit V.I.P latrines constructed	0% completion • Construction works not started • Contract awarded to M/s Trueland Construction Company Ltd • Site hand over done on 2nd September, 2023	• Construction and supervision • Commissioning	
			Furnishing of completed facilities	No. of completed facilities furnished	Furnishing of completed facilities	• Bill of Quantities for procurement of classrooms and dormitory furniture • Bill of Quantities for procurement of JSS laboratory equipment • Tender document	• Tender advertisement, evaluation and award • Supply of furniture and equipment	• Delay in Tax exemption approvals. Master list approved in 7th Dec 2023 • Awaiting approval by NPSC
			20 best performing students benefiting from the award scheme each year	No. of best performing students awarded	20 best performing students benefiting from the award scheme	• The 1st and 2nd request for Term 2 and 3 of 2023 school fees totaling to Kshs.300,000/= supporting 41	• Awaiting approval by NPSC	NPSC meeting scheduled 15th Jan 2024
	2. Improving the Health facilities and access in the sub-counties		Malindi sub-County hospital: 1 No. ICU Constructed	No. ICU Constructed	1 No. ICU Constructed	15% completion • Construction works at ground level • Contract awarded to M/s Jackmo Ventures • Site hand over done on 31st August, 2023 • Date of Completion is 30th	• Construction and supervision • Commissioning	• Awaiting approval by NPSC
			Malindi sub-County hospital: Equipment and furniture supplied and delivered at the ICU	No. of Equipment and furniture supplied and delivered	Equipment and furniture supplied and delivered at the ICU	• Schedule of materials • Tender document	• Tender advertisement, evaluation and award • Supply of furniture and equipment	• Awaiting approval by NPSC
			Mambrui dispensary: Equipment and furniture supplied and delivered at Kitchen	No. of Equipment and furniture supplied and delivered	Equipment and furniture supplied and delivered at Kitchen and laundry	• Schedule of materials • Tender document	• Tender advertisement, evaluation and award • Supply of furniture and equipment	• Awaiting approval by NPSC
			Mambrui dispensary: Kitchen and laundry renovated	No. kitchen and laundry renovated	Kitchen and laundry renovated	• Bill of Quantities • Tender document	• Tender advertisement, evaluation and award • Site handing over • Construction and supervision	• Awaiting approval by NPSC

3. Improving infrastructure and access in Malindi and Magarini area in general	11.5 Km. of Mjanaheri – Ngomeni road tarmacked	Km. of road tarmacked	Tarmacking of 11.5 Km. of Mjanaheri – Ngomeni road initiated	• Design drawing and Bill of Quantities • Tender documents • Request for No Objection done on 26/9/2023 through email • ESIA done by KeRRA • Developed MoU for KeRRA, CDA and Ministry on the project implementation	• Awaiting for No Objection from AICS • Tender advertisement, evaluation and award • Finalization and endorsement of the MoU	• NPSC advised to fast track implementation • The project scope required prior approvals by the AICS before tendering
	Burangi By-pass Foot Bridge constructed	No. of By-pass Foot Bridge constructed	Construction of Burangi By-pass Foot Bridge initiated	• State Dept. of Public Works Engineers developed design and Bill of quantities of Ksh. 166 Million for the footbridge which were higher than the approved budget of Ksh. 59Million • 2nd NPSC meeting agreed for alternative design by a consultant and the State Dept. of Public Works to develop TOR for consultancy. • TOR for the consultancy developed by State Dept. of	• Consultancy for the Burangi by-pass foot bridge Designs • Design drawing and Bill of Quantities • Tender documents • Request for No Objection • ESIA • Tender advertisement, evaluation and award	• The consultancy will be funded by to AICS
	CDA Malindi office constructed, furnished and equipped	No. of office block constructed, furnished and equipped	CDA Malindi office constructed, furnished and equipped	0% completion • Construction works not started • Contract awarded to M/s Portland General suppliers ltd • Site hand over done on 2nd September 2023 • Date of Completion is 30th	• Construction and supervision • Commissioning • Furnishing completed facilities	• Delay in Tax exemption approvals. Master list approved in 7th Dec 2023 • NPSC advised to fast track implementation
	CDA headquarters renovated	% of renovated works	CDA headquarters renovated	96% completion • Construction works complete • Contract awarded to M/s Hakaam General Contruction & Supplies Ltd • Site hand over done on 15th September 2023 • Date of Completion is 30th	• Commissioning	Works were done within the timeframe
	Exchange visits, seminars and workshops conducted	Exchange visits, seminars and workshop report	Exchange visits, seminars and workshops	To be done in Q3 FY2023/24		To be done in Q3 FY2023/24

	4. Strengthening local, County and regional capacity for sustainable programme management		Project Management Unit expenses; Programme operation costs (bank charges, fuel, stationery, office equipment etc.) and purchase of ERP software	No. of Expenditure Report, ERP software installed	Programme operation costs (bank charges, fuel, stationery, office equipment etc.) and purchase of ERP software	• Master list of goods, equipment and vehicles for TAX Exemption was approved on 07/12/2023 except the Road and Bridge • Other operation expenses e.g. bank charges, fuel etc. • Procurement of office stationery • Tender document procurement of ERP Project	• Master list of goods, equipment and vehicles for TAX Exemption of the Road and Bridge projects • Procurement of office furniture, stationery, equipment etc. • Tender advertisement, evaluation and award for installation of ERP Project management module	• Tender for ERP Awaiting approval by NPSC
			1 No. 4-wheel vehicle procured	No. of vehicle procured	1 No. 4-wheel vehicle procured	1No. 4-wheel Landcruiser Prado procured	NIL	Target achieved
			Tender documents prepared, advertised and contracts awarded	No. of Tender documents prepared, advertised and contracts awarded	Tender documents prepared, advertised and contracts awarded	• The first 11No. Tenders awarded • Additional 12No. Tenders ready for advertisement	• Tender advertisement, evaluation and award	• Awaiting approval by NPSC
			Internal & External (Auditor General) financial audits reports, ESIA/EA	No. of Reports	Internal & External financial audits reports, 7 ESIA/EA conducted	• ESIA done for 7 project sites and licenses issued by NEMA • ESIA for the Mjanaheri Road done by KeRRA	• ESIA for the Burangi Footbridge • Internal & External (Auditor General) financial audits	External (Auditor General) financial audits for FY 2022/23 to be done in February 2024
			Programme launched, branded, documented and information disseminated and monitored	No. of Reports	Programme launched, branded, documented and information disseminated and monitored	• 3 NPSC meetings held • 3 PIT meetings held • 2 PMU meetings held • LPC meetings held in all the 7 project sites • Baseline survey done • Communication strategy done	• M&E • Branding	• Documentation and information dissemination is continuous
(Insert additional Sub-Programmes)								

Prepared by: ..... Signed: .....

Date: .....

Approved by: ..... Signed: .....

Date: .....

"E"

NAME OF THE MDA: COAST DEVELOPMENT AUTHORITY

Programme and Sub-Programme Performance Report - non-financial for the First Six Months of FY 2023/24 (as of 31st December 2023)

	SUB-PROGRAMME	Delivery Unit	Key Output	Key Performance Indicator	Annual Target(s)	Actual As of 31st December 2023	Variance	Remarks
		Delivery Unit	Key Outputs	Key Performance	Annual Target(s)	Actual as of 31st December 2023	Variance	Remarks
			Ngomeni Secondary School: 1 No. Kitchen & Dining hall Constructed	No. of kitchen & dinning constructed	1 No. Kitchen & Dining hall, Constructed	0% completion • Construction works not started • Contract awarded to M/s Hakaam General Contruction & Supplies Ltd • Site hand over done on 21st September, 2023	• Construction and supervision • Commissioning	• Delay in Tax exemption approvals. Master list approved in 7th Dec 2023 • National Programme Steering Committee (NPSC) advised to fast track implementation
			Ngomeni Secondary School: 4 No. Classrooms Constructed	No. of classrooms, constructed	4 No. Classrooms Constructed	0% completion • Construction works not started • Contract awarded to M/s Villa max ventures Ltd • Site hand over done on 31st August, 2023 • Date of Completion is 30th	• Construction and supervision • Commissioning	
			Ngomeni Secondary School: 1 No. Dormitory Constructed	No. of dormitory constructed	1No. Dormitory Constructed	60% completion • Construction ongoing at finishing level • Contract awarded to M/s Firstline ventures Ltd • Site hand over done on 31st August, 2023 • Date of Completion is 30th June 2024	• Fixing of doors and windows, Electrical and Plumbing works, decorations etc. • Commissioning	
			1No. Chief's Office Constructed	No. of Chief's Office Constructed	1No. Chief's Office Constructed	• Design drawing and Bill of Quantities • Tender document	• Tender advertisement, evaluation and award • Site handing over • Construction and supervision	• Approved change of scope yielded higher estimates than the preliminary • Awaiting approval by NPSC

1. Improving the Education facilities and school enrollment in Malindi and Magarini sub-counties	Ngomeni Primary school: 6 No. Classrooms renovated	No. of Classrooms renovated	6 No. Classrooms renovated	• Design drawing and Bill of Quantities • Tender document	• Tender advertisement, evaluation and award • Site handing over • Construction and supervision	• Approved change of scope yielded higher estimates than the preliminary • Awaiting approval by NPSC
	Rasi Primary School: 6 No. Classrooms	No. of Classrooms constructed	6No. Classrooms constructed	0% completion • Construction works not started • Contract awarded to M/s Onsite Developers Limited • Site hand over done on 1st September, 2023 • Date of Completion is 30th	• Construction and supervision • Commissioning	• Delay in Tax exemption approvals. Master list approved in 7th Dec 2023 • NPSC advised to fast track implementation
	Rasi Primary School:1No. JSS Laboratory, 5 No. Blocks of 3-door pit V.I.P latrines constructed	No. of JSS Laboratory & Blocks of 3-door pit V.I.P latrines constructed	1No. JSS Laboratory, 5 No. Blocks of 3-door pit V.I.P latrines constructed	46% completion • Construction ongoing at finishing level • Contract awarded to M/s Firstline ventures Ltd • Site hand over done on 1st September, 2023 • Date of Completion is 30th June 2024	• Fixing of doors and windows, Electrical and Plumbing works, water tank etc. • Commissioning	
	Midodoni Primary School: 1No. JSS Laboratory constructed	No. of JSS Laboratory constructed	1No. JSS Laboratory constructed	73% completion • Construction ongoing at finishing level • Contract awarded to M/s Ashbeel Company Limited • Site hand over done on 6th September, 2023 • Date of Completion is 30th	• Gas installation, Electrical and Plumbing works, water tank etc. • Commissioning	
	Burangi primary school: 8 No. Classrooms constructed	No. of Classrooms constructed	8 No. Classrooms constructed	0% completion • Construction works not started • Contract awarded to M/s Crossland Construction and General Supply Limited • Site hand over done on 2nd September, 2023	• Construction and supervision • Commissioning	• Delay in Tax exemption approvals. Master list approved in 7th Dec 2023 • NPSC advised to fast track implementation

3. Improving infrastructure and access in Malindi and Magarini area in general	11.5 Km. of Mjanaheri – Ngomeni road tarmacked	Km. of road tarmacked	Tarmacking of 11.5 Km. of Mjanaheri – Ngomeni road initiated	• Design drawing and Bill of Quantities • Tender documents • Request for No Objection done on 26/9/2023 through email • ESIA done by KeRRA • Developed MoU for KeRRA, CDA and Ministry on the project implementation	• Awaiting for No Objection from AICS • Tender advertisement, evaluation and award • Finalization and endorsement of the MoU	• NPSC advised to fast track implementation • The project scope required prior approvals by the AICS before tendering
	Burangi By-pass Foot Bridge constructed	No. of By-pass Foot Bridge constructed	Construction of Burangi By-pass Foot Bridge initiated	• State Dept. of Public Works Engineers developed design and Bill of quantities of Ksh. 166 Million for the footbridge which were higher than the approved budget of Ksh. 59Million • 2nd NPSC meeting agreed for alternative design by a consultant and the State Dept. of Public Works to develop TOR for consultancy. • TOR for the consultancy developed by State Dept. of	• Consultancy for the Burangi by-pass foot bridge Designs • Design drawing and Bill of Quantities • Tender documents • Request for No Objection • ESIA • Tender advertisement, evaluation and award	• The consultancy will be funded by to AICS
	CDA Malindi office constructed, furnished and equipped	No. of office block constructed, furnished and equipped	CDA Malindi office constructed, furnished and equipped	0% completion • Construction works not started • Contract awarded to M/s Portland General suppliers ltd • Site hand over done on 2nd September 2023 • Date of Completion is 30th	• Construction and supervision • Commissioning • Furnishing completed facilities	• Delay in Tax exemption approvals. Master list approved in 7th Dec 2023 • NPSC advised to fast track implementation
	CDA headquarters renovated	% of renovated works	CDA headquarters renovated	96% completion • Construction works complete • Contract awarded to M/s Hakaam General Contruction & Supplies Ltd • Site hand over done on 15th September 2023 • Date of Completion is 30th	• Commissioning	Works were done within the timeframe
	Exchange visits, seminars and workshops conducted	Exchange visits, seminars and workshop report	Exchange visits, seminars and workshops	To be done in Q3 FY2023/24		To be done in Q3 FY2023/24

	4. Strengthening local, County and regional capacity for sustainable programme management		Project Management Unit expenses: Programme operation costs (bank charges, fuel, stationery, office equipment etc.) and purchase of ERP software	No. of Expenditure Report, ERP software installed	Programme operation costs (bank charges, fuel, stationery, office equipment etc.) and purchase of ERP software	• Master list of goods, equipment and vehicles for TAX Exemption was approved on 07/12/2023 except the Road and Bridge • Other operation expenses e.g. bank charges, fuel etc. • Procurement of office stationery • Tender document procurement of ERP Project management module done	• Master list of goods, equipment and vehicles for TAX Exemption of the Road and Bridge projects • Procurement of office furniture, stationery, equipment etc. • Tender advertisement, evaluation and award for installation of ERP Project management module	• Tender for ERP Awaiting approval by NPSC
			1 No. 4-wheel vehicle procured	No. of vehicle procured	1 No. 4-wheel vehicle procured	1No. 4-wheel Landcruiser Prado procured	NIL	Target achieved
			Tender documents prepared, advertised and contracts awarded	No. of Tender documents prepared, advertised and contracts awarded	Tender documents prepared, advertised and contracts awarded	• The first 11No. Tenders awarded • Additional 12No. Tenders ready for advertisement	• Tender advertisement, evaluation and award	• Awaiting approval by NPSC
			Internal & External (Auditor General) financial audits reports, ESIA/EA	No. of Reports	Internal & External financial audits reports, 7 ESIA/EA conducted	• ESIA done for 7 project sites and licenses issued by NEMA • ESIA for the Mjanaheri Road done by KeRRA	• ESIA for the Burangi Footbridge • Internal & External (Auditor General) financial audits	External (Auditor General) financial audits for FY 2022/23 to be done in February 2024
			Programme launched, branded, documented and information disseminated and monitored	No. of Reports	Programme launched, branded, documented and information disseminated and monitored	• 3 NPSC meetings held • 3 PIT meetings held • 2 PMU meetings held • LPC meetings held in all the 7 project sites • Baseline survey done • Communication strategy done • Documentation and reporting	• M&E • Branding	• Documentation and information dissemination is continuous
(Insert additional Sub-Programmes)								

Prepared by: MONICAH CHEPKEMOI Signed: [signature]

Date: 19/01/2024

Approved by: PAMELA M NGURE Signed: [signature]

Date: 19/1/2024

"F"

COAST DEVELOPMENT AUTHORITY

Project Implementation Status as of 31st December 2023

Project Name (a)	Project Commencement Date (b)	Expected date of Completion of the Project (c)	Source of Funds (GoK/Donor/ Foreign Borrowings/ Commercial Borrowings) (d)	Estimated Value of the Project (Kshs. Million) (e)	Total Funding As of 31st December 2023 (Kshs. Million) (f)*	Actual Expenditure As of 31st December 2023 (Kshs. Million) (g)*	Percentage (%)of Completion (h=g/e)	Remarks/Challenges faced in implementing Projects
1036108000 Mahindi Integrated Social Health Development Project - Phase II	1-May-22	30-May-25	Donor	856,979,832	271,535,110	23,137,242	3%	The Low absorption of funds observed in the report is due to the nature of planned activities most of which are construction works that need to comply with government regulation thus time consuming e.g the Tax exemption approval process
								Ongoing Construction contracts Contracted amount is Ksh 111,540,755 (41% of the Total funding (f)

Stalled Project(s) Status report As of 31st December 2023

Project Name (a)	Project Commencement Date (b)	Expected Completion date of the Project (c)	Source of Funds (GoK/Donor/ Foreign Borrowings/ Commercial Borrowings) (d)	Estimated Value of the Project (Kshs.) (e)	Amount Paid on the stalled project (f)*	Outstanding Balance As of 31st December 2023 (g)	Percentage of Completion before stalling of the Project (h=f/e)	Reason for Project Stalling
N/A								

*(cumulative amount from commencement of the project

Prepared by: MORICAH CHEPKEMOI Signed:

Date: 19/01/2024

Approved by: FRANCIS M NGURE Signed:

Date: 19/1/2024

Annex 2

REPUBLIC OF KENYA
THE NATIONAL TREASURY & PLANNING

www.treasury.go.ke
FAX NO. 310833
Telephone: 2252299
When Replying Please Quote

THE NATIONAL TREASURY
P.O. BOX 30007–00100
NAIROBI

Ref: DGIPE/A/1/80

Date: 16th June 2020

TREASURY CIRCULAR NO 10/2020

THE ATTORNEY GENERAL

ALL CABINET SECRETARIES

ALL ACCOUNTING OFFICERS/PRINCIPAL SECRETARIES

PRIORITIZATION OF PENDING BILLS BY STATE CORPORATIONS AND SEMI-AUTONOMUS AGENCIES (SAGAS)

Despite numerous Circulars and Directives requiring State Corporations to prioritize payment of pending bills, it has been noted that the level of compliance with these Directives has been very low. Consequently, it has become necessary to remind Accounting Officers of their obligations, responsibilities and sanctions under the law. Accumulation of liabilities not sanctioned by law (pending bills) is expressly prohibited and may invite punitive actions against those responsible.

Responsibilities of Accounting Officers in financial management

The following sections of the law clearly spell out the responsibilities of Accounting Officers of public entities: -

- Section 226 (2) of the Constitution states that "*The accounting Officer of a national public entity is **accountable to the National Assembly for its financial management…**"*
- Section 23 of PFMA, (Regulations, 2015) states that Accounting Officers are accountable to the National Assembly for inter alia *1(c) "... maintaining **effective systems of internal control** and measures taken to ensure that they are effective"*
- Section 2 of the Regulations states that the Accounting Officers shall inter alia ***(a)** "**comply with any tax, levy, duty, pension, commitments** …"*
- Section 53 (8) of the Public Procurement and Disposal Act (2015) states that *"an Accounting Officer shall not commence any procurement proceedings until satisfied that sufficient funds to meet the obligations of the **resulting contract (s) are reflected in approved budget estimates**"*

Improper conduct in relation to unauthorized expenditures

Section 74 (4) of the PFMA (2012) states inter alia that: "*...a public officer or accounting officer engages in improper conduct in relation to a national government entity if the officer—*

(a) contravenes or fails to comply with this Act, including their accounting responsibilities;

(b) undermines any financial management procedures or controls that apply to the entity;

(c) makes or permits expenditure that is unlawful or has not been authorized by the entity; or

*(d) fails, without reasonable excuse, **to pay eligible and approved bills promptly in circumstances where funds are provided for**.*"

Sanctions for breach of law

Implementation of activities by Accounting Officers without approved budgets and or failing to pay for legally incurred expenditures is responsible for continued accumulation of pending bills and constitutes an offence under section 74 of the PFMA (2012). Accounting Officers therefore bear the ultimate responsibility in ensuring that all activities undertaken by their entities are in strict compliance with the law failing which disciplinary measures will be taken as provided for in the Constitution, Public Officers Ethics Ac, 2003, Public Service Codes or any other relevant law.

Clearance of Pending Bills

In view of the foregoing and in order to ensure prompt clearance of pending bills, State Corporations are required to: -

i. Settle by **30th June, 2020**
   - All unremitted SACCO staff and loan deductions
   - All statutory deductions (PAYE, NSSF, NHIF and Pension Arrears)

ii. Ensure payment of pending bills are treated as a ***first charge*** on their 2020/21 FY approved budgets. State Corporations with pending bills are required to rationalize their budget for 2020/21 FY to ensure that eligible pending bills are incorporated in the budget before the same is approved by the National Treasury.

iii. Separate disputed pending bills from eligible pending bills and prepare a plan for resolving them.

Soft copies of reports/correspondence on pending bills should be emailed to: dgipependingbills@treasury.go.ke



Hon. (Amb) Ukur K. Yatani, EGH
Cabinet Secretary/The National Treasury and Planning

ANNEX 3

Overdraft Facility

The overdraft facility is a temporary source of funds primarily used to finance the shortfall in payments of domestic debt instruments such as matured Treasury Bills. The government overdraft is managed by the Central Bank of Kenya (CBK), and it is restricted to a maximum of 5 per cent of the most recently audited revenues. According to Section 15 (3) of the PFM Act, it must be paid off by the end of the financial year.

For the financial year 2023/24, the overdraft limit is set at Kshs.97.05 billion and is charged at the prevailing CBK rate on the amount outstanding at the end of each month. During the first six months of FY 2023/24, the CBK rate was 10.5 per cent.

During the first six months of FY 2023/24, the total charge on the overdraft facility amounted to Kshs.4.21 billion, which is an increase of 105.8 per cent compared to the overdraft facility charges of Kshs.2.04 billion during a similar period in FY 2022/23. This increase is due to the gradual change in the CBK rate from 8.75 per cent to 10.5 per cent from 1st July to 30th November and 12.5 per cent in December 2023 respectively. Further, the overdraft limit increased from Kshs.80.05 billion in FY 2022/23 to Kshs.97.05 billion in FY 2023/24. This was after the revision of the Government advances facility as per Section 46(3) of the Central Bank of Kenya Act 2015 CAP 491, which is 5 per cent of Kshs.1.94 trillion audited gross ordinary revenue as of 30th June 2023, excluding domestic borrowing, external loans, and external grants. Table 1 below shows the charges on overdraft facility by month in the first six months of FY 2023/24.

Table 1: Charges on Overdraft Facility by Month

Month	First Six Months FY 2023/24, (Kshs.)	First Six Months FY 2022/23, (Kshs.)	Variance in Per Cent
	a	b	c=(a-b)/b*100
July	589,087,532	327,533,507	79.9
August	639,594,587	325,712,817	96.4
September	660,806,400	279,606,848	136.3
October	683,890,855	318,941,010	114.4
November	697,958,319	356,100,815	96.0
December	936,398,170	436,922,401	114.3

Month	First Six Months FY 2023/24, (Kshs.)	First Six Months FY 2022/23, (Kshs.)	Variance in Per Cent
	a	b	c=(a-b)/b*100
Total	**4,207,735,863**	**2,044,817,398**	**105.8**

Source: *National Treasury*

Exchange Rate Fluctuations.

External debt payments involve a demand for foreign currency, and if the debt is beyond the country's production capacity, it may lead to inflation. The foreign public debt is positively related to the foreign exchange rate in Kenya. Therefore, the Government must model the fiscal deficit's funding by using a healthy foreign debt that does not adversely affect its foreign exchange rate. Kenya has experienced several economic and social shocks. Among them, the Covid-19 pandemic, and a ravaging and devastating drought that has led to the loss of lives and livelihoods. All these shocks have led to the country's GDP falling and consequently negatively affecting our balance of payments, with imports exceeding exports.

When we import more, there is an outflow of forex in the country, as has been the case, leading to the Kenyan currency depreciating against other currencies and further leading to the growth in the country's external debt. In the first half of FY2023/24 and January 2024, the Controller of Budget approved Kshs **8.26 Billion** to cover shortfalls in external debt payments due to foreign exchange fluctuations. The details are shown in table 2 below

Table 2: Foreign exchange shortfalls FY 2023/24

	Month F/Y 2023-24	Amount (Kshs)
1.	July	1,753,890,072.60
2.	August	1,114,053612.12
3.	September	587,613,101.05
4.	October	598,778,412.84
5.	November	613,855,162.31
6.	December	878,873,097.74
7.	**January**	**2,713,302,568.97**
	Total	**8,260,366,027.63**

Source: *National Treasury*

Governor

BANKI KUU YA KENYA

CENTRAL BANK OF KENYA

Haile Selassie Avenue
P.O. Box 60000 - 00200 Nairobi, Kenya
Telephone: +254 20 286 1003

February 22, 2024

Mr. Samuel Njoroge
Clerk to the National Assembly
The Clerk's Chambers
Parliament Buildings
P.O. Box 41842-00100
NAIROBI

Dear Mr. Njoroge

CENTRAL BANK OF KENYA SUBMISSION TO THE NATIONAL ASSEMBLY PUBLIC DEBT AND PRIVATIZATION COMMITTEE ON THE MEDIUM-TERM DEBT MANAGEMENT STRATEGY FOR FY 2024/25

Thank you for your letter, ref: NA/PBO/ PD&PC/ 2024 (003), of February 15, 2024, inviting the Central Bank of Kenya (CBK) to meet the *National Assembly Public Debt and Privatization Committee* to deliberate on the **Medium-Term Debt Management Strategy (MTDS) for FY 2024/25.**

As requested in your letter, find attached a report on the MTDS and a copy of my presentation to the Committee.

We welcome the opportunity to support the National Assembly in discharging its mandate.

Sincerely,

Dr. Kamau Thugge, CBS

Attachments (2)

CENTRAL BANK OF KENYA REPORT ON THE MEDIUM-TERM DEBT MANAGEMENT STRATEGY (MTDS) FOR THE FY 2024/25

A. Introduction

The MTDS is prepared as per the requirements of Section 33(2) of the Public Finance Management Act, 2012. The MTDS outlines the strategies and initiatives to be implemented, with the aim of reducing costs and risks of public debt. The objectives of the 2024 MTDS are similar to those in the 2023 strategy as they are based on the requirements of the PFM Act, 2012. The objectives of the MTDS are to:

i. Minimize the costs and risks of public debt management and borrowing over the long-term.
ii. Promote development of the domestic debt market; and
iii. Promote sharing of the benefits and costs of public debt between the current and future generations.

B. Comparison of the 2023 and 2024 MTDS

As already indicated, the objectives of the 2024 MTDS are similar to those of the 2023 strategy. The 2024 MTDS prioritizes concessional external borrowing while medium to long term Treasury bonds are the main instruments for domestic financing. The main difference in the two strategy documents is in the financing mix. The 2024 MTDS targets increased financing of the deficit from external sources with a financing mix of 55 percent from external sources and 45 per cent from domestic market compared to a balanced financing mix of 50:50 in the 2023 MTDS. In terms of gross financing needs, the 2024 MTDS assumes a ratio of 63:37 percent from domestic and external sources compared to 65:35 percent in the 2023 MTDS.

C. Assessment of Performance of the Previous MTDS

Assessment of the implementation of the 2022 MTDS, which guided borrowing in the FY 2022/23, shows realization of 22:78 percent external to domestic financing of the gross financing needs compared to the projected 25:75 percent. This was on account of unfavourable global market conditions. The review also shows deterioration of costs and risks characteristics of the public debt portfolio. The Strategy aimed at lowering the debt service cost and minimizing the refinancing risk. However, there was an increase in both the debt service cost and the refinancing risk due to appreciation of major currencies against the Kenya shilling and elevated interest rates in the domestic market. Investors' preference for shorter dated instruments also contributed to the decline in the Average Time to Maturity (ATM).

C2: CBK - Official

D. Evolution of Public Debt and Key MTDS Assumptions

Kenya's public debt as a share of GDP has been rising steadily since 2008 to an estimated 73.3 percent by end-December 2023 (**figure 1**). While public debt is considered sustainable, the Debt Sustainability Analysis (DSA) conducted in December 2023 placed Kenya at a high risk of debt distress calling for appropriate measures to be put in place to reduce debt vulnerabilities. In particular, the DSA showed increased vulnerability of Kenya's public debt to exports and financing risks.

Figure 1: Evolution of Public Debt

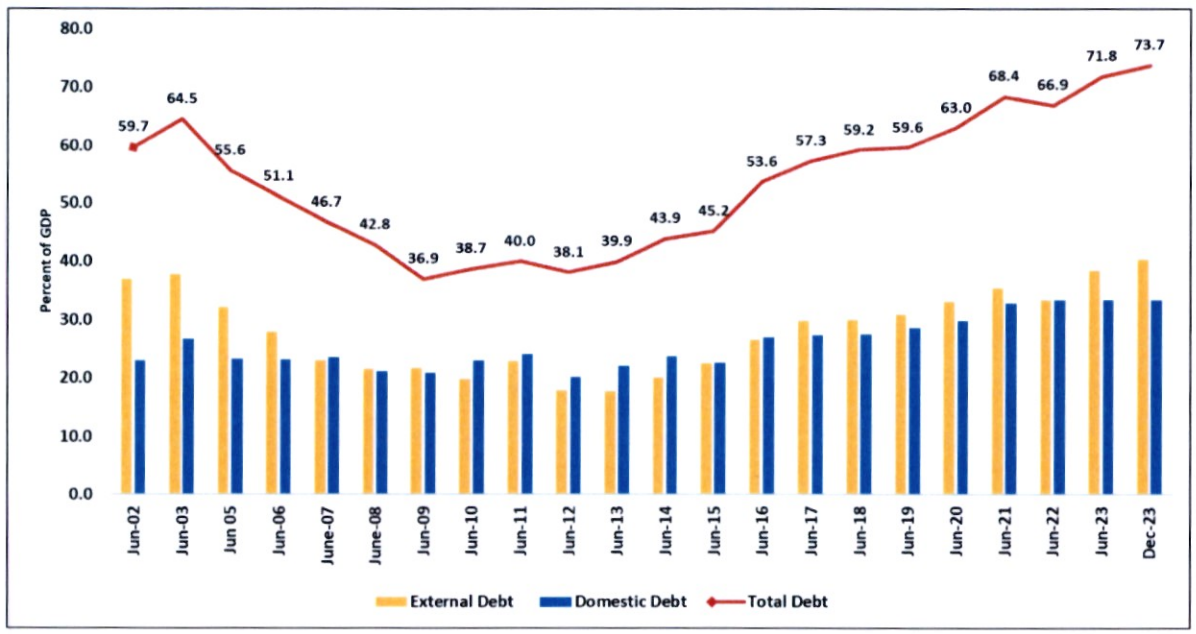

Source: National Treasury, 2024 MTDS

The key macroeconomic assumptions underpinning the 2024 MTDS are based on a stable and robust real GDP growth supported by implementation of priority programmes outlined in the Bottom-Up Economic and Transformational Agenda (BETA), improving fiscal position and a stable macroeconomic environment. These are largely aligned to the government's policy objectives stipulated in the 2024 Budget Policy Statement and CBK's view on macroeconomic outlook (**Table 1**).

C2: CBK - Official

Table 1: Macroeconomic Assumptions Underpinning the MTDS 2024

	Unit	2021/22	2022/23	2023/24	2024/25	2025/26	2026/27
		Pre-Act.	Projection				
Real GDP	Percent	6.2	5.2	5.5	5.5	5.5	5.5
GDP Deflator	Percent	5.2	6.6	6.7	5.5	5.7	5.7
Inflation	Percent	6.9	7.7	6.3	5	5	5
Revenue	Percent of GDP	17.3	16.5	19	19.1	19.2	19.7
Expenditure	Percent of GDP	23.8	22.6	24.2	23.2	22.8	23.3
Overall Fiscal Balance	Percent of GDP	-6.3	-5.6	-4.9	-3.9	-3.3	-3.3
Primary Budget Balance	Percent of GDP	-1.6	-0.8	0.7	1.7	1.8	1.5
Revenue	Ksh. Billion	2,200	2,361	3,071	3,435	3,833	4,377
Expenditure	Ksh. Billion	3,028	3,221	3,903	4,188	4,553	5,170
Overall Fiscal Balance	Ksh. Billion	-747.8	-770.3	-785	-703.9	-666.7	-724.9

Source: National Treasury, 2024 MTDS

E. Alternative Financing Strategies and Expected Outcomes

The 2024 MTDS considered four deficit financing strategies with varying financing mix from domestic and external sources (**Table 2**). The most preferred strategy (S4) minimizes costs and risks through increased concessional borrowing and a gradual reduction of Treasury bills stock with domestic financing mainly coming from medium to long-term Treasury bonds. In terms of net financing, the option assumes 45 percent domestic and 55 percent external borrowing.

Table 2: Alternative Financing Strategies for Budget Deficit & Gross Financing Needs (%)

	S1	S2	S3	S4 (preferred strategy)
Net Financing				
Domestic	60	63	50	45
External	40	37	50	55
Gross financing needs				
Domestic	72	70	65	63
External	28	30	35	37

The projected budget deficit for FY 2024/25 is KSh 703.9 billion and the required borrowing in alternative financing strategies are shown in **figure 2**. Under the most preferred strategy, the budget deficit will be financed through net domestic financing of KSh 316.8 billion (45 percent) and net foreign financing of KSh 387.1 billion (55 percent). The preferred financing strategy is feasible given that the actual domestic borrowing in the last four years averaged

C2: CBK - Official

Ksh 462.3 billion (**figure 3**). However, there are significant differences between projected financing of budget deficit articulated in the 2024 Budget Policy Statement and the preferred strategy in the MTDS. Whereas the MTDS is more skewed towards foreign financing of the budget deficit, the BPS relies more on the domestic financing (**Table 3**).

Figure 2: Financing of Projected Deficit under the Preferred Strategy

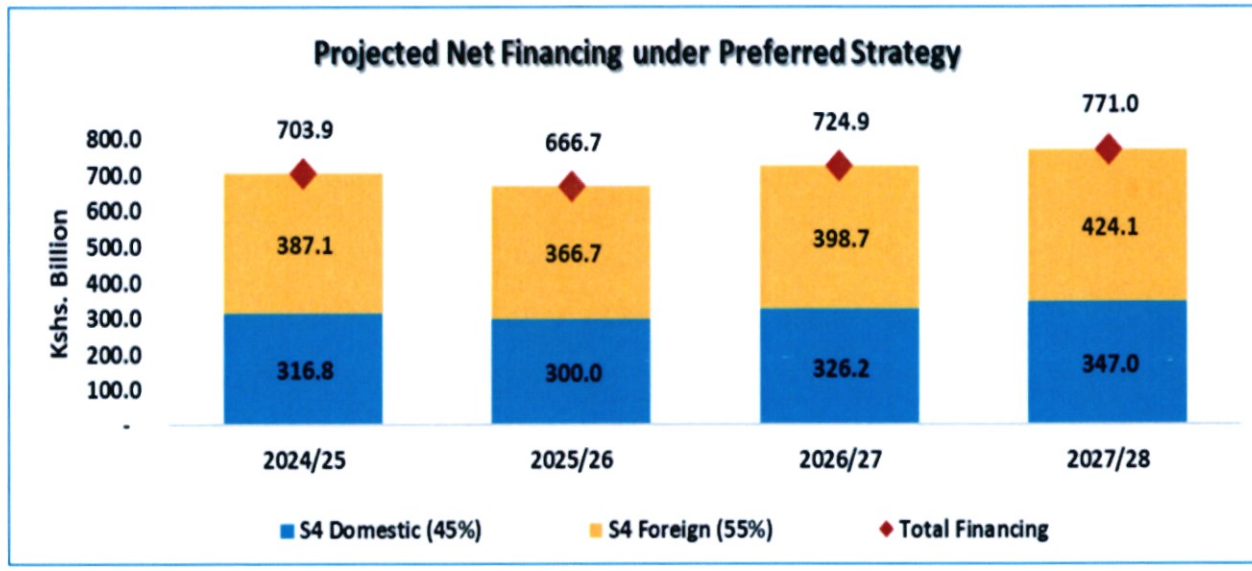

Figure 3: Actual Financing Outcomes, FY 2018/19 to FY 2022/23(KSh billion)

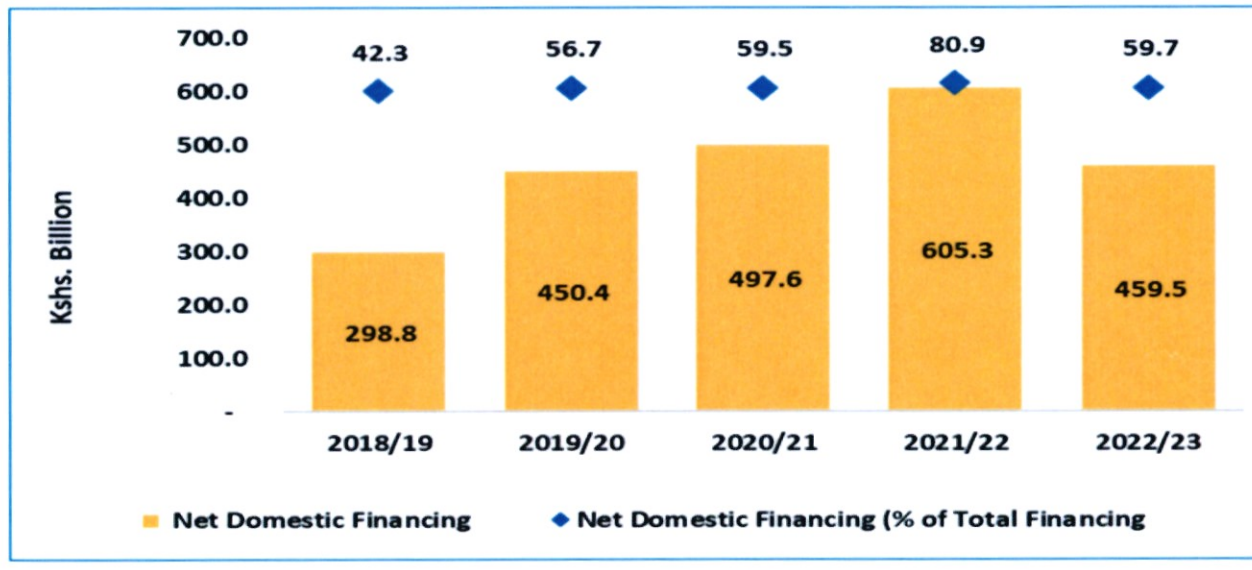

C2: CBK - Official

Table 3: Net Domestic Financing Projections in BPS compared to 2024 MTDS

	2018/19	2019/20	2020/21	2021/22	2022/23	2023/24	2024/25	2025/26	2026/27
			Actual			Sup 1		projections	
Net Domestic Financing (NDF)	**298.8**	**450.4**	**497.6**	**605.3**	**459.5**	**474.5**	**377.7**	**563.0**	**494.1**
o/w govt securities	308.8	409.4	556.3	588.4	436.4	471.4			
NDF-prefered strategy							316.8	300.0	326.2
% of Total Financing (net)									
Net Domestic Financing	42.3	56.7	59.5	80.9	59.7	53.5	53.7	84.4	68.2
Preferred alloc. 2024 MTDS							45.0	45.0	45.0
Deviation from preferred strategy (BPS -MTDS) (%)							**8.7**	**39.4**	**23.2**
Memo:									
Total Financing	706.7	793.8	836.5	747.8	770.3	886.6	703.9	666.7	724.9
Net Foreign Financing	405.0	340.8	338.9	142.5	310.8	412.1	326.2	103.7	230.8

The most preferred financing strategy compared to alternative strategies gives improved expected outcomes in terms of cost and risk of debt, reduced refinancing risks and longer time to maturity (**Tables 4 and 5**). It is expected that the refinancing risk, interest rate risk and foreign exchange risks will reduce by the end of 2027 as shown in Tables 4 and 5.

Table 4: Expected Outcomes of the Preferred Strategy

Risk Indicators		2023	As at end 2027
		Current	Most preferred strategy
Nominal debt as percent of GDP		70.8	67.0
Present value debt as percent of GDP		68.2	59.9
Interest payment as percent of GDP		5.5	5.3
Implied interest rate (percent)		7.7	8.8
Refinanci	Debt maturing in 1yr (percent of total)	12.7	11.4
	Debt maturing in 1yr (% of GDP)	10.0	7.6
	ATM External Portfolio (years)	9.3	10.6
	ATM Domestic Portfolio (years)	7.5	7.1
	ATM Total Portfolio (years)	8.5	9.0
Interest r	ATR (years)	7.7	8.5
	Debt re-fixing in 1yr (percent of total)	26.7	22.1
	Fixed rate debt including T-bills (percent of total)	84.5	87.6
	T-bills (percent of total)	5.5	3.7
FX risk	FX debt as % of total	51.5	54.0
	ST FX debt as % of reserves	55.1	32.6

C2: CBK - Official

Table 5: Cost-Risk Analysis of Alternative Strategies

Risk Indicators		2023	As at end 2027			
		Current	S1	S2	S3	S4
Nominal debt as percent of GDP		70.8	67.3	67.6	67.4	67
Present value debt as percent of GDP		68.2	60.9	62.1	61.7	59.9
Interest payment as percent of GDP		5.5	5.6	5.7	5.6	5.3
Implied interest rate (percent)		7.7	9.3	9.6	9.3	8.8
Refinancing risk	Debt maturing in 1yr (percent of tot	12.7	12.4	11.4	12.1	11.4
	Debt maturing in 1yr (% of GDP)	10	8.3	7.7	8.2	7.6
	ATM External Portfolio (years)	9.3	10.2	9.5	9.5	10.6
	ATM Domestic Portfolio (years)	7.5	6.9	7.4	7	7.1
	ATM Total Portfolio (years)	8.5	8.6	8.5	8.4	9
Interest rate r	ATR (years)	7.7	8.1	7.9	7.7	8.5
	Debt re-fixing in 1yr (percent of tota	26.7	22.3	24.1	26.5	22.1
	Fixed rate debt including T-bills (per	84.5	88.4	85.5	83.7	87.6
	T-bills (percent of total)	5.5	4.1	3.7	4.1	3.7
FX risk	FX debt as % of total	51.5	49.2	49.8	53.2	54
	ST FX debt as % of reserves	55.1	33.2	33	35.1	32.6

Consequently, public debt as a percent of GDP is expected to decline gradually to sustainable levels as the government pursues fiscal consolidation plan (**Table 5).** In addition, there will be notable improvement in the borrowing terms reflecting Government strategy to maximize concessional and semi-concessional loans from multilateral and bilateral sources.

F. CBK's Contributions to Domestic Debt Market Development

The CBK is committed to continue implementing and supporting reforms aimed at further deepening domestic debt market to reduce cost of debt and improve market liquidity. Some of the major initiatives and reforms include:

i. **Modernization of market infrastructure:** The government successfully implemented the DhowCSD (DhowCSD) is expected to enhance efficiency of domestic debt operations, improve market liquidity, promote capital market growth, broadening investor base and position Kenya as the preferred financial hub in the region.

C2: CBK - Official

ii. **Automation of access to government securities:** CBK rolled out TMD in February 2020, a digital channel for retail investors to access government securities through mobile phones, and Internet Banking platform for institutional investors.

iii. **Sustained market engagement and stakeholder collaboration:** CBK has enhanced coordination with the National Treasury on debt and market development initiatives – including debt reprofiling through switch operations, and improved market engagement through the Bond Market Forum, which has been instrumental in developing one of the fastest growing bond markets in Africa.

G. Conclusion

The 2024 MTDS objectives are consistent with the key priorities of domestic debt management and ongoing fiscal consolidation measures aimed at reducing fiscal deficit and lowering debt costs and risks. CBK welcomes the Government's plans to diversify investor base and explore new sources of financing such as green and blue bonds. The CBK will continue to deploy measures to develop the domestic debt market including ongoing modernisation of the market infrastructure to diversify investor base and mitigate the exchange rate risk.

The 2024 MTDS notes that the risks posed by inflation induced high interest rates in both domestic and international markets may pose a challenge to government's financing of the FY2024/25 Budget and performing liability management operations on its debt portfolio as well as increasing its debt service costs. However, it should be noted that the issue of liability management operation relating to the 2024 Eurobond has now been addressed conclusively following the recent issuance of a Eurobond of US$ 1.5 billion.

C2: CBK - Official

Assessment of MTDS: Domestic debt metrics consistent with priorities

Main Domestic Debt Indicators					
	Metric	**Oct 2022**	**Oct 2023**	**Change (%)**	**Supported by**
1	Average Time to Maturity of bonds (years)	8.9	8.3	-0.6	issuance mainly on short to medium term bonds with bond maturities well spread and extending up to 2047.
2	Improved T-bill-bond ratio	15:85	12:88	-	
3	Stable yield curve: average portfolio coupon rate (%)	13.4	16.4	+3.0	• Issuance of different bond maturity blends • Consistent demand for long-term bonds by non-bank institutional investors. • Enhanced auction transparency. • Constructive market engagements.
4	T-bond stock (Kes bn)	3,634.9	4,149.8	+14.16%	
5	T-bill stock (Kes bn)	672.3	558.2	-16. 93%	

Thank You!

11. Conclusions

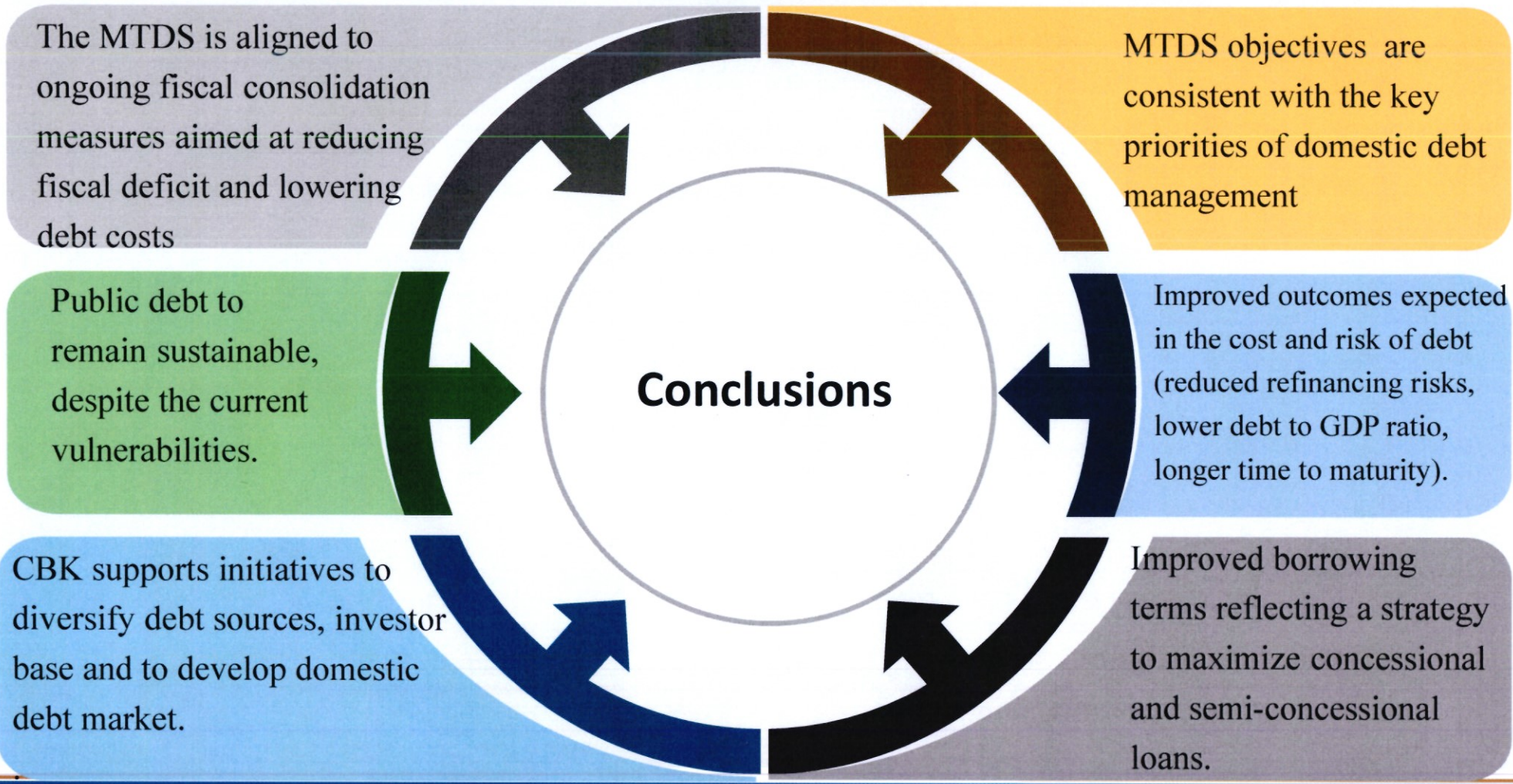

C2: CBK - Official

10. CBK's Contributions to Domestic Debt Market Development

Modernization of market infrastructure

The Dhow CSD system to:

- Enhance efficiency of domestic debt operations,
- Improve market liquidity,
- Promote capital market growth & position Kenya as the preferred financial hub in the region.

Automation of access to government securities

- Rolled out TMD in February 2020, a digital channel for retail investors to access government securities through mobile phones.
- Internet Banking (IB) – platform for institutional investors.

Sustained market engagement and stakeholder collaboration

- Enhanced coordination with the National Treasury on debt and market development initiatives – including debt reprofiling through switch operations.
- Market engagement through the Bond Market Forum (BMF) - initiative started back in 2001, has been instrumental in developing one of the fastest growing bond markets in Africa.

9. …but there are significant differences between projected financing of budget deficit and preferred strategy…

	2018/19	2019/20	2020/21	2021/22	2022/23	2023/24	2024/25	2025/26	2026/27
	Actual					Sup 1	projections		
Net Domestic Financing (NDF)	**298.8**	**450.4**	**497.6**	**605.3**	**459.5**	**474.5**	**377.7**	**563.0**	**494.1**
o/w govt securities	308.8	409.4	556.3	588.4	436.4	471.4			
NDF-prefered strategy							316.8	300.0	326.2
% of Total Financing (net)									
Net Domestic Financing	42.3	56.7	59.5	80.9	59.7	53.5	53.7	84.4	68.2
Preferred alloc. 2024 MTDS							45.0	45.0	45.0
Deviation from preferred strategy (BPS -MTDS) (%)							**8.7**	**39.4**	**23.2**
Memo:									
Total Financing	706.7	793.8	836.5	747.8	770.3	886.6	703.9	666.7	724.9
Net Foreign Financing	405.0	340.8	338.9	142.5	310.8	412.1	326.2	103.7	230.8

8. The preferred financing strategy is feasible…

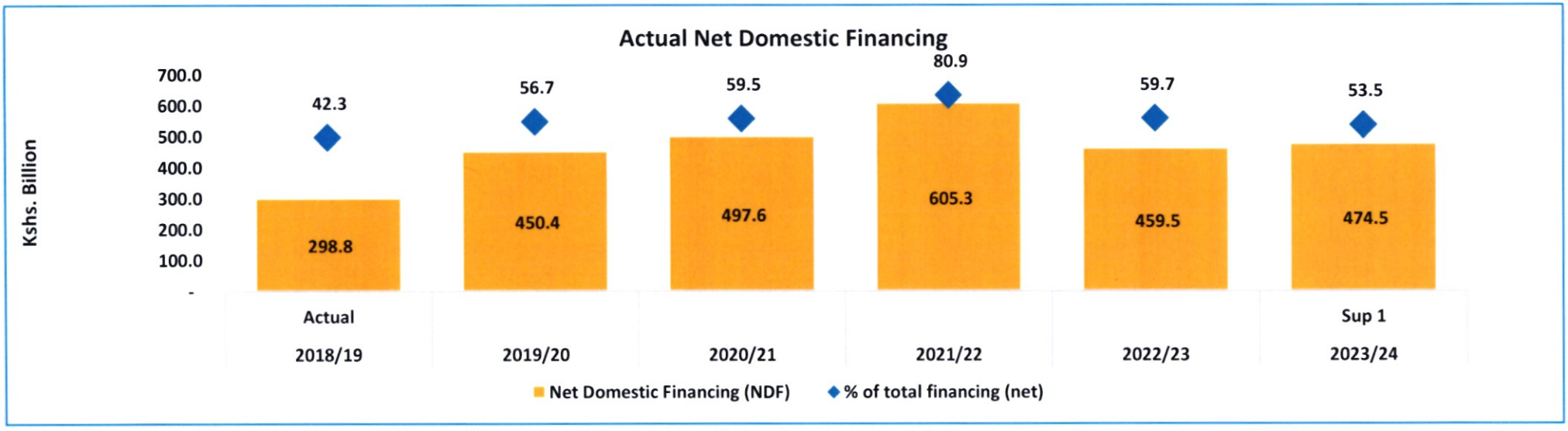

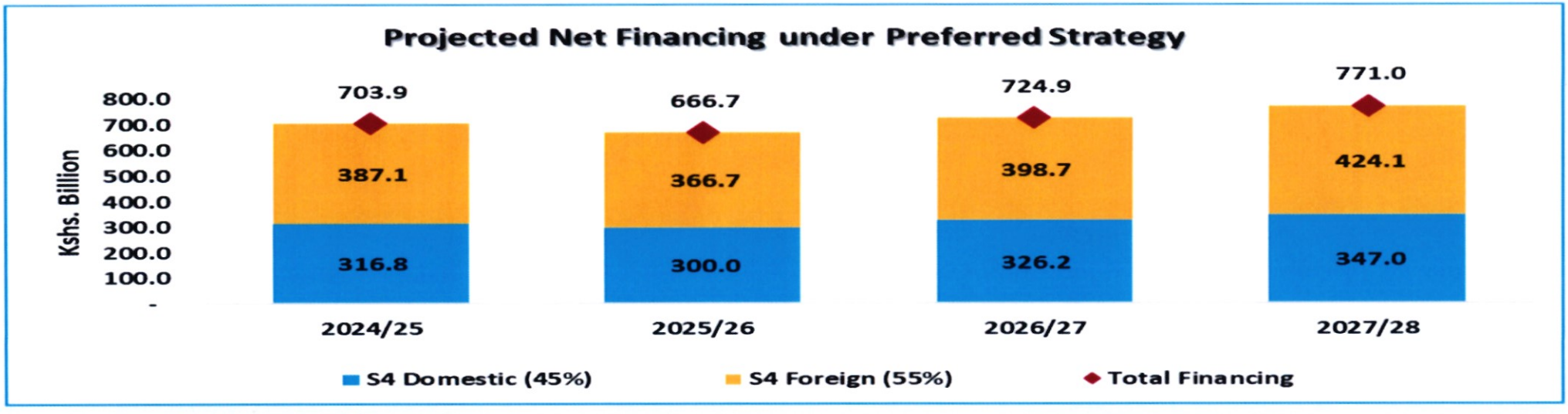

Source: 2024 BPS and CBK computation

7. Cost-Risk Analysis of Alternative Strategies

Preferred strategy

Risk Indicators		2023	As at end 2027			
		Current	S1	S2	S3	S4
Nominal debt as percent of GDP		70.8	67.3	67.6	67.4	67
Present value debt as percent of GDP		68.2	60.9	62.1	61.7	59.9
Interest payment as percent of GDP		5.5	5.6	5.7	5.6	5.3
Implied interest rate (percent)		7.7	9.3	9.6	9.3	8.8
Refinancing risk	Debt maturing in 1yr (percent of tot	12.7	12.4	11.4	12.1	11.4
	Debt maturing in 1yr (% of GDP)	10	8.3	7.7	8.2	7.6
	ATM External Portfolio (years)	9.3	10.2	9.5	9.5	10.6
	ATM Domestic Portfolio (years)	7.5	6.9	7.4	7	7.1
	ATM Total Portfolio (years)	8.5	8.6	8.5	8.4	9
Interest rate r	ATR (years)	7.7	8.1	7.9	7.7	8.5
	Debt re-fixing in 1yr (percent of tota	26.7	22.3	24.1	26.5	22.1
	Fixed rate debt including T-bills (per	84.5	88.4	85.5	83.7	87.6
	T-bills (percent of total)	5.5	4.1	3.7	4.1	3.7
FX risk	FX debt as % of total	51.5	49.2	49.8	53.2	54
	ST FX debt as % of reserves	55.1	33.2	33	35.1	32.6

C2: CBK - Official

6. Alternative Financing Strategies Assessed

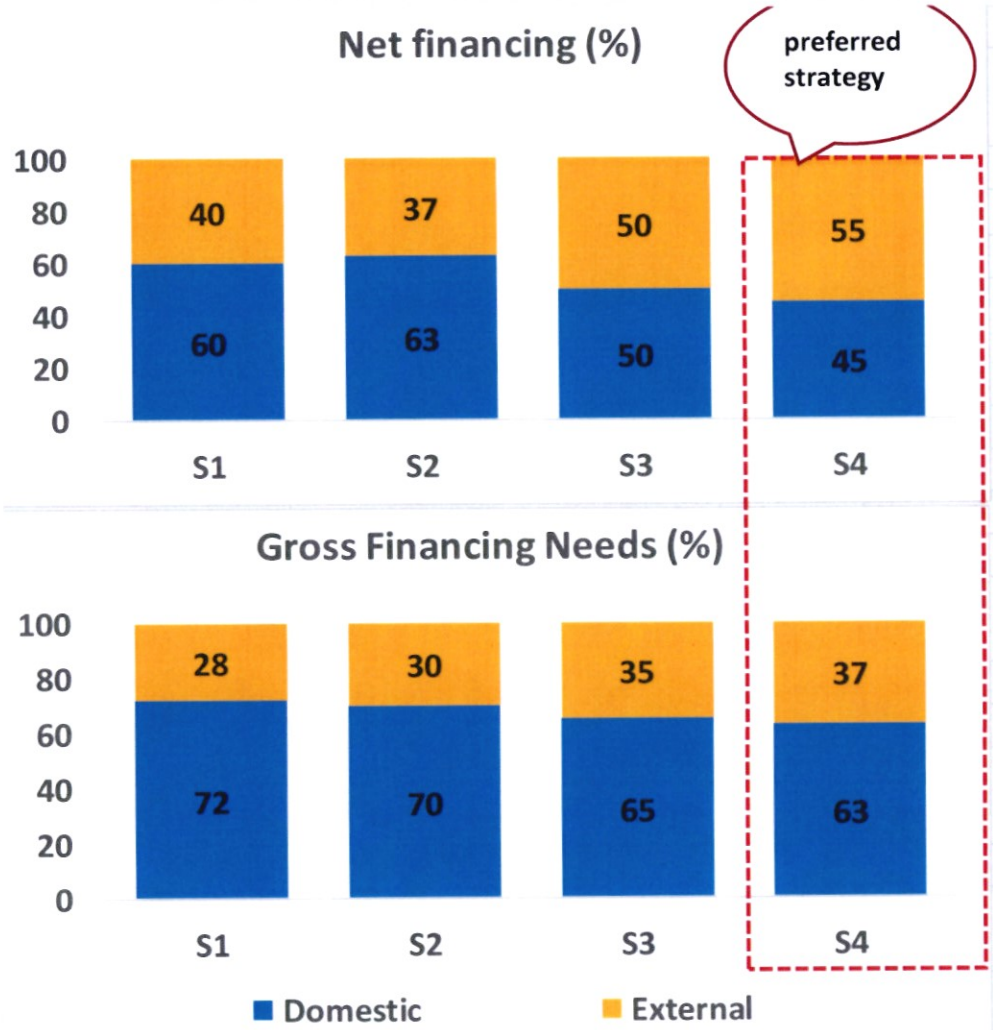

- Preferred Strategy (S4) maximizes on external concessional borrowing and reducing refinancing risk. Financing of deficit is 45:55 percent from domestic and external sources.
- Maximizes concessional borrowing; but rollover commercial debt.
- Medium to long term T-bonds main source of financing from domestic market.
- In terms of gross financing needs, 63:37 percent from domestic and external sources.

C2: CBK - Official

5. MTDS 2024 considered four alternative strategies…

- **Strategy 1 (S1) – Maintaining the stock of TBills and increasing concessional borrowing:** This strategy assumes a net borrowing of **60% from domestic and 40% from external sources**. Domestic borrowing -TBonds & External through concessional debt with minimising commercial borrowing.

- **Strategy 2 (S2) – Increased External Commercial Borrowing and Reduction of Tbills Stock:** The strategy assumes net financing majorly from external commercial, semi-concessional and concessional debt of **63%** external and **37%** with domestic mainly from TBonds.

- **Strategy 3 (S3) – Maintaining the Stock of TBills and Increasing External Commercial Borrowing:** The strategy envisages **50% each from net domestic and net external borrowing**. The strategy aims at maintaining the stock of TBills and issuing medium to long-term TBonds while maximizing on external commercial borrowing.

- **Strategy 4 (S4) – Maximizing on External Concessional Borrowing and Reducing Refinancing Risk:**. The strategy assumes **45% domestic, and 55% external borrowing** . The strategy seeks to achieve gradual reduction of TBills stock with domestic financing mainly sourced from medium to long-term TBonds.

C2: CBK - Official

4. Macroeconomic Assumptions for MTDS 2024 look reasonable

	Unit	2021/22	2022/23	2023/24	2024/25	2025/26	2026/27
		Pre-Act.	Projection				
Real GDP	Percent	6.2	5.2	5.5	5.5	5.5	5.5
GDP Deflator	Percent	5.2	6.6	6.7	5.5	5.7	5.7
Inflation	Percent	6.9	7.7	6.3	5	5	5
Revenue	Percent of GDP	17.3	16.5	19	19.1	19.2	19.7
Expenditure	Percent of GDP	23.8	22.6	24.2	23.2	22.8	23.3
Overall Fiscal Balance	Percent of GDP	-6.3	-5.6	-4.9	-3.9	-3.3	-3.3
Primary Budget Balance	Percent of GDP	-1.6	-0.8	0.7	1.7	1.8	1.5
Revenue	Ksh. Billion	2,200	2,361	3,071	3,435	3,833	4,377
Expenditure	Ksh. Billion	3,028	3,221	3,903	4,188	4,553	5,170
Overall Fiscal Balance	Ksh. Billion	-747.8	-770.3	-785	-703.9	-666.7	-724.9

In the medium term, the MTDS assumes:

- stable and robust real GDP growth supported by implementation of priority programmes outlined in BETA
- improving fiscal position
- a stable macroeconomic environment

C2: CBK - Official

3. Interest Payments as Share of Revenues and Expenditures continue to rise

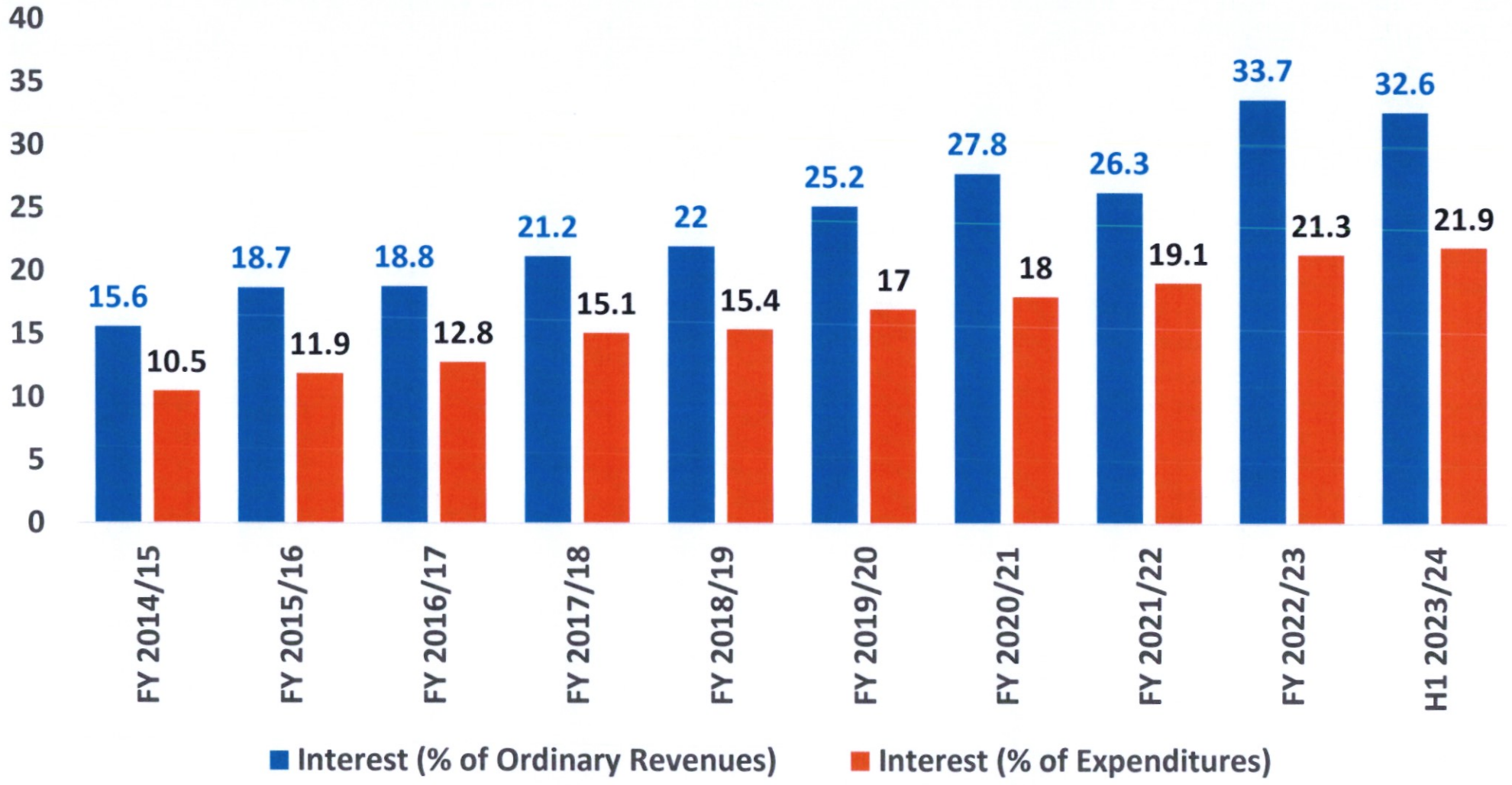

Source: The National Treasury

2. Evolution of Kenya's Public Debt

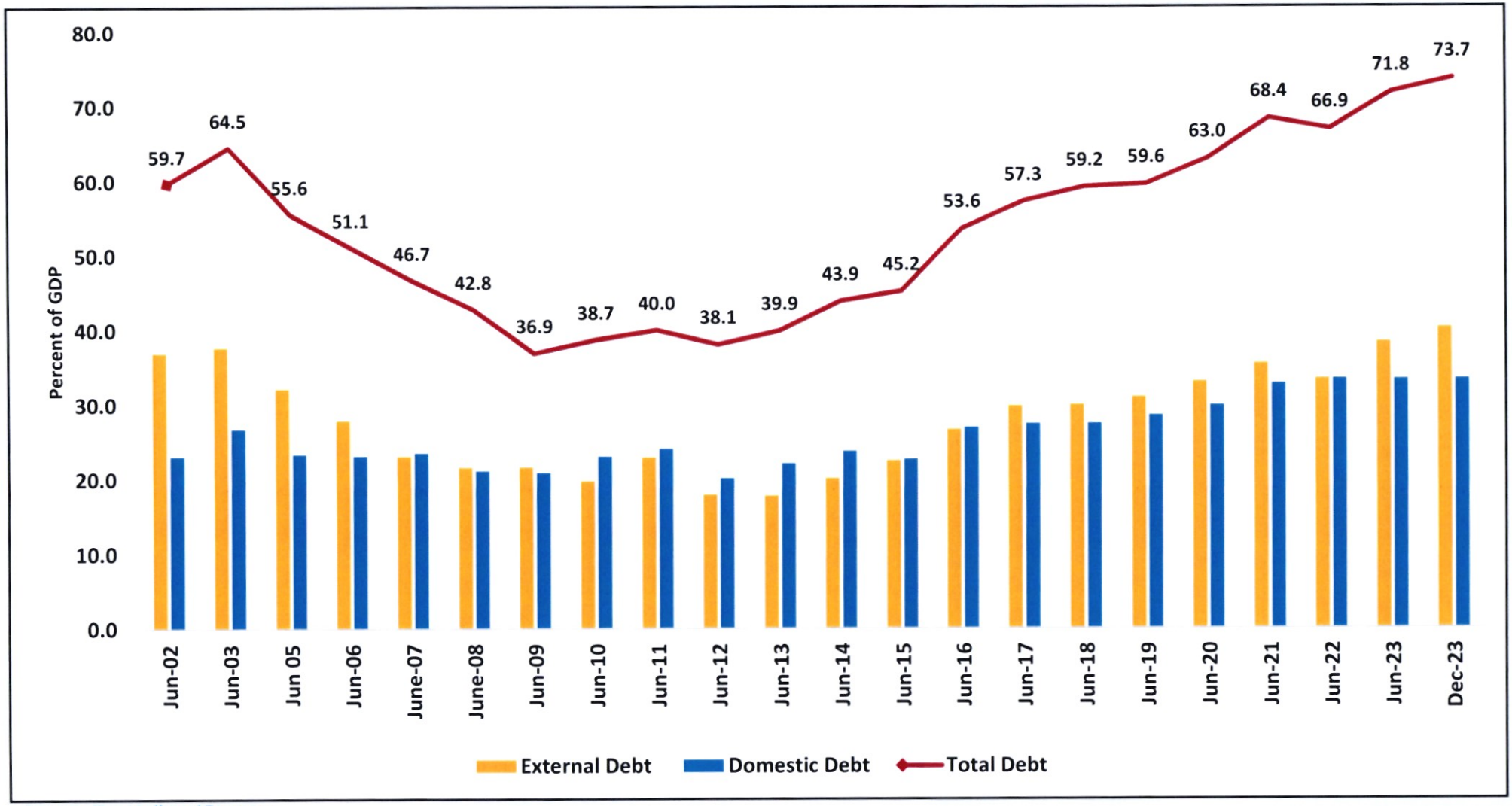

Source: The National Treasury

1. Objectives of the Debt Management Strategy

Development of domestic debt market

Minimize costs and risks



Pursuit of intergeneration equity (i.e. sharing costs and benefits between current and future generations)

©All-PPT-Templates.com | All Rights Reserved

Central Bank of Kenya

PRESENTATION TO THE NATIONAL ASSEMBLY PUBLIC DEBT AND PRIVATIZATION COMMITTEE ON THE 2023 MEDIUM-TERM DEBT MANAGEMENT STRATEGY (MTDS)

Thursday, February 22, 2024

Dr. Kamau Thugge, CBS

Governor, Central Bank of Kenya

Central Bank of Kenya

PRESENTATION TO THE NATIONAL ASSEMBLY PUBLIC DEBT AND PRIVATIZATION COMMITTEE ON THE 2023 MEDIUM-TERM DEBT MANAGEMENT STRATEGY (MTDS)

Thursday, February 22, 2024
Dr. Kamau Thugge, CBS
Governor, Central Bank of Kenya

WWW.CENTRALBANK.GO.KE

1

1. Objectives of the Debt Management Strategy

Development of domestic debt market

Minimize costs and risks

Pursuit of intergeneration equity (i.e. sharing costs and benefits between current and future generations)

©All PPT Templates - All rights reserved
C2: CBK - Official

2

2. Evolution of Kenya's Public Debt

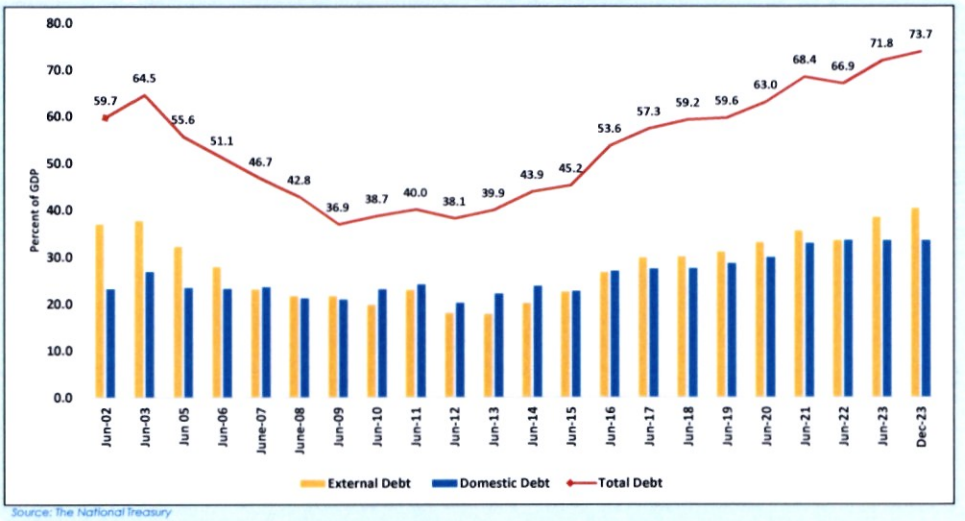

Source: The National Treasury

3

3. Interest Payments as Share of Revenues and Expenditures continue to rise

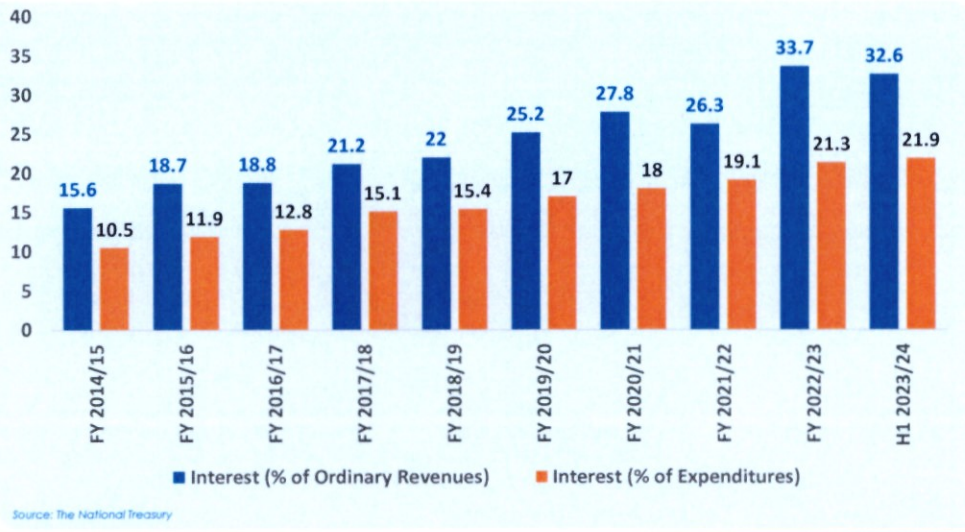

Source: The National Treasury

4

4. Macroeconomic Assumptions for MTDS 2024 look reasonable

	Unit	2021/22	2022/23	2023/24	2024/25	2025/26	2026/27
		Pre-Act.	Projection				
Real GDP	Percent	6.2	5.2	5.5	5.5	5.5	5.5
GDP Deflator	Percent	5.2	6.6	6.7	5.5	5.7	5.7
Inflation	Percent	6.9	7.7	6.3	5	5	5
Revenue	Percent of GDP	17.3	16.5	19	19.1	19.2	19.7
Expenditure	Percent of GDP	23.8	22.6	24.2	23.2	22.8	23.3
Overall Fiscal Balance	Percent of GDP	-6.3	-5.6	-4.9	-3.9	-3.3	-3.3
Primary Budget Balance	Percent of GDP	-1.6	-0.8	0.7	1.7	1.8	1.5
Revenue	Ksh. Billion	2,200	2,361	3,071	3,435	3,833	4,377
Expenditure	Ksh. Billion	3,028	3,221	3,903	4,188	4,553	5,170
Overall Fiscal Balance	Ksh. Billion	-747.8	-770.3	-785	-703.9	-666.7	-724.9

In the medium term, the MTDS assumes:

- stable and robust real GDP growth supported by implementation of priority programmes outlined in BETA
- improving fiscal position
- a stable macroeconomic environment

5. MTDS 2024 considered four alternative strategies…

- **Strategy 1 (S1) – Maintaining the stock of TBills and increasing concessional borrowing:** This strategy assumes a net borrowing of **60% from domestic and 40% from external sources**. Domestic borrowing -TBonds & External through concessional debt with minimising commercial borrowing.
- **Strategy 2 (S2) – Increased External Commercial Borrowing and Reduction of Tbills Stock:** The strategy assumes net financing majorly from external commercial, semi-concessional and concessional debt of **63%** external and **37%** with domestic mainly from TBonds.
- **Strategy 3 (S3) – Maintaining the Stock of TBills and Increasing External Commercial Borrowing:** The strategy envisages **50% each from net domestic and net external borrowing**. The strategy aims at maintaining the stock of TBills and issuing medium to long-term TBonds while maximizing on external commercial borrowing.
- **Strategy 4 (S4) – Maximizing on External Concessional Borrowing and Reducing Refinancing Risk:**. The strategy assumes **45% domestic, and 55% external borrowing** . The strategy seeks to achieve gradual reduction of TBills stock with domestic financing mainly sourced from medium to long-term TBonds.

6. Alternative Financing Strategies Assessed

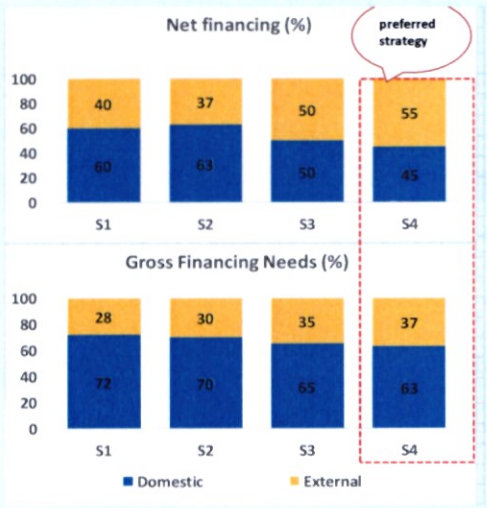

- Preferred Strategy (S4) maximizes on external concessional borrowing and reducing refinancing risk. Financing of deficit is 45:55 percent from domestic and external sources.
- Maximizes concessional borrowing; but rollover commercial debt.
- Medium to long term T-bonds main source of financing from domestic market.
- In terms of gross financing needs, 63:37 percent from domestic and external sources.

7

7. Cost-Risk Analysis of Alternative Strategies

Preferred strategy

Risk Indicators		2023	As at end 2027			
		Current	S1	S2	S3	S4
Nominal debt as percent of GDP		70.8	67.3	67.6	67.4	67
Present value debt as percent of GDP		68.2	60.9	62.1	61.7	59.9
Interest payment as percent of GDP		5.5	5.6	5.7	5.6	5.3
Implied interest rate (percent)		7.7	9.3	9.6	9.3	8.8
Refinancing risk	Debt maturing in 1yr (percent of tot	12.7	12.4	11.4	12.1	11.4
	Debt maturing in 1yr (% of GDP)	10	8.3	7.7	8.2	7.6
	ATM External Portfolio (years)	9.3	10.2	9.5	9.5	10.6
	ATM Domestic Portfolio (years)	7.5	6.9	7.4	7	7.1
	ATM Total Portfolio (years)	8.5	8.6	8.5	8.4	9
Interest rate r	ATR (years)	7.7	8.1	7.9	7.7	8.5
	Debt re-fixing in 1yr (percent of tota	26.7	22.3	24.1	26.5	22.1
	Fixed rate debt including T-bills (per	84.5	88.4	85.5	83.7	87.6
	T-bills (percent of total)	5.5	4.1	3.7	4.1	3.7
FX risk	FX debt as % of total	51.5	49.2	49.8	53.2	54
	ST FX debt as % of reserves	55.1	33.2	33	35.1	32.6

8

8. The preferred financing strategy is feasible…

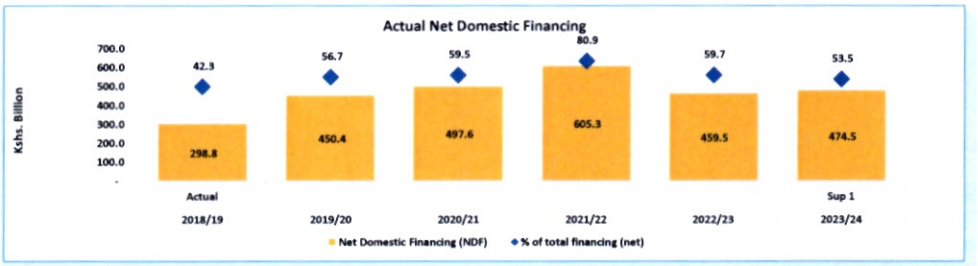

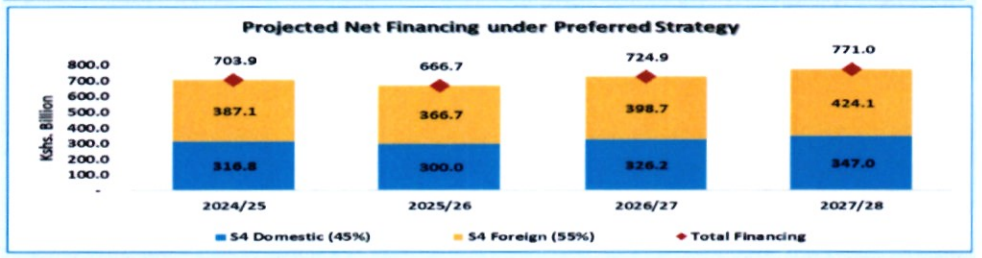

Source: 2024 BPS and CBK computation

9

9. …but there are significant differences between projected financing of budget deficit and preferred strategy…

	2018/19	2019/20	2020/21	2021/22	2022/23	2023/24	2024/25	2025/26	2026/27
	Actual					Sup 1	projections		
Net Domestic Financing (NDF)	**298.8**	**450.4**	**497.6**	**605.3**	**459.5**	**474.5**	**377.7**	**563.0**	**494.1**
o/w govt securities	308.8	409.4	556.3	588.4	436.4	471.4			
NDF-prefered strategy							316.8	300.0	326.2
% of Total Financing (net)									
Net Domestic Financing	42.3	56.7	59.5	80.9	59.7	53.5	53.7	84.4	68.2
Preferred alloc. 2024 MTDS							45.0	45.0	45.0
Deviation from preferred strategy (BPS -MTDS) (%)							**8.7**	**39.4**	**23.2**
Memo:									
Total Financing	706.7	793.8	836.5	747.8	770.3	886.6	703.9	666.7	724.9
Net Foreign Financing	405.0	340.8	338.9	142.5	310.8	412.1	326.2	103.7	230.8

10

10. CBK's Contributions to Domestic Debt Market Development

Modernization of market infrastructure

The Dhow CSD system to:

- Enhance efficiency of domestic debt operations,
- Improve market liquidity,
- Promote capital market growth & position Kenya as the preferred financial hub in the region.

Automation of access to government securities

- Rolled out TMD in February 2020, a digital channel for retail investors to access government securities through mobile phones.
- Internet Banking (IB) – platform for institutional investors.

Sustained market engagement and stakeholder collaboration

- Enhanced coordination with the National Treasury on debt and market development initiatives – including debt reprofiling through switch operations.
- Market engagement through the Bond Market Forum (BMF) - initiative started back in 2001, has been instrumental in developing one of the fastest growing bond markets in Africa.

11

11. Conclusions

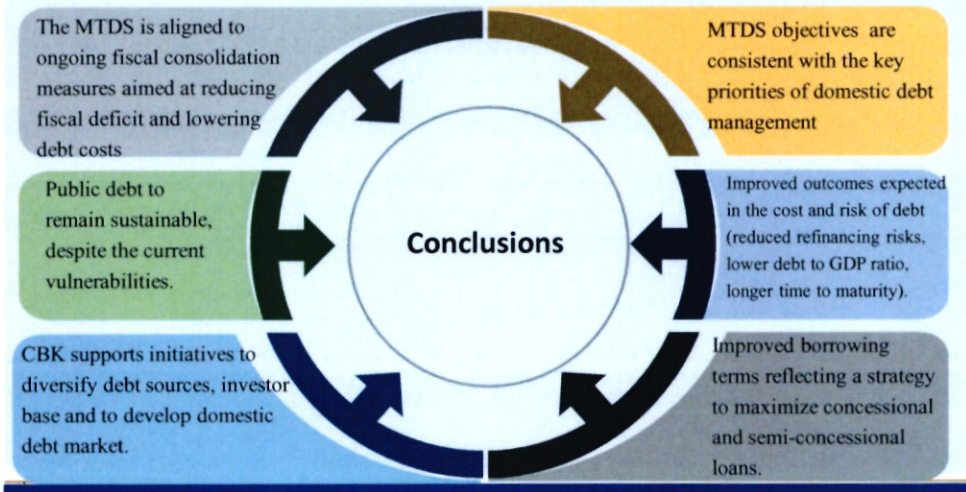

12

Thank You!

13

Assessment of MTDS: Domestic debt metrics consistent with priorities

Main Domestic Debt Indicators					
	Metric	**Oct 2022**	**Oct 2023**	**Change (%)**	**Supported by**
1	Average Time to Maturity of bonds (years)	8.9	8.3	-0.6	issuance mainly on short to medium term bonds with bond maturities well spread and extending up to 2047.
2	Improved T-bill-bond ratio	15:85	12:88	-	
3	Stable yield curve: average portfolio coupon rate (%)	13.4	16.4	+3.0	• Issuance of different bond maturity blends • Consistent demand for long-term bonds by non-bank institutional investors. • Enhanced auction transparency. • Constructive market engagements.
4	T-bond stock (Kes bn)	3,634.9	4,149.8	+14.16%	
5	T-bill stock (Kes bn)	672.3	558.2	-16. 93%	

14

Deficit Financing under Alternative Strategies (Billion Ksh.)

		2023/24	2024/25	2025/26	2026/27	2027/28
	Total Financing	**785.0**	**703.9**	**666.7**	**724.9**	**771.0**
	Domestic (60%)	471.0	422.3	400.0	434.9	462.6
S1	Foreign (40%)	314.0	281.6	266.7	290.0	308.4
	Domestic (63%)	494.6	443.5	420.0	456.7	485.7
S2	Foreign (37%)	290.5	260.4	246.7	268.2	285.3
	Domestic (50%)	392.5	352.0	333.4	362.5	385.5
S3	Foreign (50%)	392.5	352.0	333.4	362.5	385.5
	Domestic (45%)	**353.3**	**316.8**	**300.0**	**326.2**	**347.0**
S4	**Foreign (55%)**	**431.8**	**387.1**	**366.7**	**398.7**	**424.1**

Deficit Financing under Alternative Strategies (Billion Ksh.)

		2023/24	2024/25	2025/26	2026/27	2027/28
	Total Financing	**785.0**	**703.9**	**666.7**	**724.9**	**771.0**
S1	Domestic (60%)	471.0	422.3	400.0	434.9	462.6
	Foreign (40%)	314.0	281.6	266.7	290.0	308.4
S2	Domestic (63%)	494.6	443.5	420.0	456.7	485.7
	Foreign (37%)	290.5	260.4	246.7	268.2	285.3
S3	Domestic (50%)	392.5	352.0	333.4	362.5	385.5
	Foreign (50%)	392.5	352.0	333.4	362.5	385.5
S4	**Domestic (45%)**	**353.3**	**316.8**	**300.0**	**326.2**	**347.0**
	Foreign (55%)	**431.8**	**387.1**	**366.7**	**398.7**	**424.1**

IPF
INSTITUTE OF PUBLIC FINANCE

Suite 8, 4th Floor-Rosami Court,
Muringa Road,
P.O. Box 21753-00100, Nairobi Kenya
Tel: +254 758 728 882
Email:info@ipfglobal.or.ke | www.ipfglobal.or.ke

Our ref: IPF/SBM/24/02/23 **21st February 2024**

Clerk of the National Assembly
Main Parliament Building, First Floor
P.O Box 41842-00100
Nairobi.

RE: MEMORANDUM ON THE 2024 MEDIUM TERM DEBT STRATEGY

The Institute of Public Finance (IPF) is an independent non-profit think tank that furthers the principles of public finance management through generation of Credible Evidence, Advocacy and Technical Assistance.

IPF lauds the Public Debt and Privatization Committee of the National Assembly for creating a window for public participation on the 2024 Medium Term Debt Management Strategy (MTDS). This aligns with the spirit and intention of the Constitution of Kenya 2010 to uphold participation in public finance management, as well as enables Parliament to leverage on insights from stakeholders such as IPF to inform the 2024 MTDS. Ultimately, this enhances transparency, accountability, effectiveness, and efficiency in the utilization of public resources.

Our submission focuses on the following areas:

1. Increased Oversight on Public Private Partnerships

The MTDS notes contingent liabilities from Public Private Partnerships as a major risk to the assumptions of the 2024 Budget Policy Statement and notes the need for continuous monitoring of risk exposures (pg. 33).

To promote debt transparency and accountability, and manage fiscal risks;

IPF proposes inclusion of a breakdown of all existing and proposed Public Private Partnerships (PPPs) in the MTDS falling due in the strategy period. This breakdown should also include contingent liabilities posed by these PPPs.

IPF
INSTITUTE OF PUBLIC FINANCE

Suite 8, 4th Floor-Rosami Court,
Muringa Road,
P.O. Box 21753-00100, Nairobi Kenya
Tel: +254 758 728 882
Email:info@ipfglobal.or.ke | www.ipfglobal.or.ke

We further recommend robust oversight by the committee on the PPPs to ensure there is value for money for Kenyans.

2. Exposure of External debt portfolio to foreign exchange risks

We laud the MTDS for carrying out cost-risk analysis and for providing alternative borrowing scenarios that include percentages to be maintained for bi-lateral, multi-lateral and commercial loans (pg.26 & 27).

To minimize the cost of external debt and exposure to foreign exchange risks;

IPF recommends a scenario analysis for the various strategies be deepened to include currency composition to guide an optimal debt structure for foreign currency denominated debt. This would help in maintaining a portfolio that is not excessively vulnerable to fluctuations of the dollar.

3. Average time to debt maturity

Market conditions have not been favorable in the recent years while creditors preference has greatly shifted to short-term debt instruments. The MTDS optimal strategy seeks to minimize refinancing risk by lengthening the total portfolio Average Time to Maturity (ATM) through issuance of medium to long-term bonds and concessional loans with longer maturities.

IPF recommends that new debt contracted for FY2024/25 and the medium term be pegged on a longer maturity period. The MTDS should strive to attain the pre-covid repayment periods, which according to the Annual Debt Management Report for FY2021/22, averaged 9 years for domestic and 10 years for external debt. (see table 1 below).

IPF
INSTITUTE OF PUBLIC FINANCE

Suite 8, 4th Floor-Rosami Court,
Muringa Road,
P.O. Box 21753-00100, Nairobi Kenya
Tel: +254 758 728 882
Email:info@ipfglobal.or.ke | www.ipfglobal.or.ke

Table 1: Average Time to Maturity

	Actuals	**Proposal**					
	2017	**2018**	**2019**	**2020**	**2022**	**2023**	**Medium term (IPF proposition)**
	ATM (Yrs)	ATM (Yrs)	ATM (Yrs)	ATM (Yrs)	ATM (Yrs)	ATM (Yrs)	ATM (Yrs)
Domestic	8	7	9	11	7.8	7.5	9
External	11	10	11	9	9.8	9.3	10
Average	9.5	8.5	10	10	8.8	8.5	9.5

4. Lack of Comprehensive Information on State Owned Enterprises Loan Guarantees

There is progressive improvement in debt reporting with the 2024 MTDS including loan guarantees for three State Owned Enterprises namely Kenya Airways, Kenya Ports Authority and Kenya Power and Lighting Company (pg. 5 of MTDS).

In the spirit of Sec 58 of the PFM Act 2012[1] and to enable Parliament to decide whether or not to approve draft loan guarantee documents,

IPF recommends that the reported guarantees should also include the duration of the guarantee, nature of the guarantee, and a risk assessment.

5. Borrowing ratios

MTDS is a framework that recommends an optimal funding strategy for a given period. In order for the government to achieve fiscal targets, the BPS and Annual Borrowing Plans need to be aligned to the MTDS. Based on Table 2 & 3 that follow, we have noted that over the medium term

[1] PFM Act, 2012. Link

IPF
INSTITUTE OF PUBLIC FINANCE

Suite 8, 4th Floor-Rosami Court,
Muringa Road,
P.O. Box 21753-00100, Nairobi Kenya
Tel: +254 758 728 882
Email:info@ipfglobal.or.ke | www.ipfglobal.or.ke

the best scenario (S4) proposed by the MTDS differs from the domestic to external debt ratios reflected in the BPS over the medium term.

IPF recommends that the Public Debt and Privatization and the Budget and Appropriations Committees engage the National Treasury for harmonization of the medium-term ratios.

Table 2: Borrowing Ratios

	FY2023/24	**FY2024/25**	**FY2025/26**	**FY2026/27**
External debt (% of total debt)	52%	52%	50%	49%
Domestic debt (% of total debt)	48%	48%	50%	51%

Source: 2024 BPS (Computed Annex Table 2, pg.124)

Table 3: Borrowing Ratios

Composition of Debt Portfolio under Alternative Options by end of FY 2026/27				
	S1	**S2**	**S3**	**S4**
External debt (% of total debt)	49%	50%	53%	54%
Domestic debt (% of total debt)	51%	50%	47%	46%

Source: 2024 MTDS (Table 16, pg.27)

6. Transparency and Accountability of the Annual Borrowing Plan

As prescribed under Section 63 (d) of the PFM Act, 2012, and Section 186 of PFM (National Government) Regulations, 2015, the MTDS requires the Public Debt Management Office (PDMO) to prepare domestic and external borrowing plans. The MTDS further requires these plans to indicate the expected disbursements by creditor, the disbursement period and currency of disbursement. However, there is no requirement to provide information as to the purpose of borrowing, more so for the short-term debts. Additionally, the MTDS requires that the debt management reports be prepared and published regularly, but there has been notable delays and failure to publish these reports. For example, the Annual Borrowing Plan for FY 2023/24 has not

IPF
INSTITUTE OF PUBLIC FINANCE

Suite 8, 4th Floor-Rosami Court,
Muringa Road,
P.O. Box 21753-00100, Nairobi Kenya
Tel: +254 758 728 882
Email:info@ipfglobal.or.ke | www.ipfglobal.or.ke

been published to date. Whereas the MTDS has defined the scope of the borrowing plans as per the legislation, it would be progressive to provide detailed information to enhance accountability.

IPF recommends the MTDS include a requirement that the annual borrowing plans indicate the investment to be funded by the borrowed funds. Specifically, any infrastructure bond procured should be able to identify infrastructure to be funded by the proceeds.

IPF **further recommends** that the MTDS should provide timelines within which the annual borrowing plans, and the debt management reports (monthly and annual) should be produced and published.

7. Debt swaps

The 2024 MTDS proposes debt for nature swaps and food security swaps to fund budget deficit for the FY2024/25. While these swaps have been successful in other countries, it is not a bullet solution.

IPF recommends that full disclosure of this type of financing is made including but not limited to community displacements and risks associated with them.

8. Debt period provided in the MTDS

We note that the cut-off period for public debt data analyzed in the 2024 MTDS is June 2023.

IPF recommends the Committee to require the NT to provide updated records up to December 2023 on public debt contracted.

9. Alternative Sources of Funding

The MTDS provides that the PDMO will explore alternative funding sources including issuance of a Kenya Shilling syndicated debt; foreign currency denominated domestic bond, and private placement for both local and external markets (pg 21).

IPF
INSTITUTE OF PUBLIC FINANCE

Suite 8, 4th Floor-Rosami Court,
Muringa Road,
P.O. Box 21753-00100, Nairobi Kenya
Tel: +254 758 728 882
Email:info@ipfglobal.or.ke | www.ipfglobal.or.ke

IPF recommends:

- That caution is employed on the domestic issuance of the US$ denominated bond, as this could potentially amplify the country's foreign exchange pressures since potential investors will be chasing dollars to enable them to participate in the bond.
- As an alternative to the above, the government need to finalize the issuance of a diaspora bond targeting mobilizing dollars from Kenyans who are abroad.
- Further, we recommend that the government pursues a Kenya shilling syndicated debt, specifically targeting pension funds who are holding more than Kes 1.7 trillion worth of assets and management, the bulk of which are locked in government securities.

10. Deepening financial inclusion in government securities

The new Central Securities Depository System called DhowCSD went live on July 31st, 2023. It sets the foundation for the separation of the retail and wholesale market. It is intended to facilitate the retail investors to directly access government securities market, including buying and selling Treasury Bills and bonds online (pg 21).

Based on the experience with the attempt to democratise access to fixed income instruments through MAkiba, **IPF recommends** that the Committee engage the National Treasury and the Central Bank to undertake nation-wide civic education on investing in government securities and the current set up be revised to allow for lower denomination investments.

IPF is available for further clarification and discussions on this submission at your convenience.

Sincerely,

James Muraguri
CHIEF EXECUTIVE OFFICER
INSTITUTE OF PUBLIC FINANCE

Memorandum to the National Assembly Public Debt and Privatization Committee on the 2024 Medium Term Debt Strategy Paper

Submitted on 21, February, Date 2024

Contact Person:
Dr. Abraham Rugo Muriu.
Executive Director,
Email: arugo@internationalbudget.org
Mobile: +254721431083

Introduction

The International Budget Partnership Kenya (IBP Kenya) is a Kenyan non-profit organization working to advance transparency, accountability, participation, and equity in national and county budgeting processes. The International Budget Partnership Kenya's (IBP Kenya) work is focused on strengthening the impact of civil society advocacy and citizens on budget policies and outcomes at both levels of governance in Kenya. Through deep and sustained engagement, the IBP Kenya provides support to build expertise and skills of civil society actors and citizens involved in budget advocacy. Citizen advocacy, generation of evidence, technical assistance, learning, and networking are all integral components of IBP Kenya's work.

Article 20 (5) of the Constitution declares that it is the duty of the State to allocate sufficient resources to ensure the achievement of constitutional rights. The achievement of these rights and rising service delivery demands therefore require governments to constantly devise and take advantage of alternate sources of finance to fund public budgets. Kenya's growing appetite for borrowing as a means to facilitate expenditure has seen Kenya's public debt stock grow from Ksh. 2.45 trillion as of December 2014 to Ksh. 10.58 trillion as of September 2023 – an astonishing 331.8% increase. This significant growth in Kenya's public debt burden over a short period has generated a vicious cycle, necessitating more expenditure on debt servicing and repayment each year. This has and will continue to affect the state's ability to provide basic services over the medium term.

In the current macroeconomic environment, marked by tightening global monetary policy, rapid depreciation of the shilling relative to the dollar and rising domestic interest rates, the balance of public debt as an enabler and obstacle to service delivery remains the central challenge for the Kenyan state. To the extent that the successful management of public debt will realize its promise of enabling efficient the delivery of public services, we present the submissions contained in this memorandum to the committee. They range from a proposal for a debt policy to specifics of the actual debt management.

Detailed Submissions

1. Efficacy of the MTDS

The MTDS is tabled to be analyzed and approved together with the Budget Policy Statement. It therefore presents an opportunity to provide visibility of the state of the debt and access what options exist to manage it. As it is right now, most of the data is as of June 2023 yet there are sufficient details as of December 2023 which is a significant period. Beyond that, it should provide a proactive space of debt management in the

future. It should also be an opportunity for robust public discourse on deficit financing. Its short-term nature means that there is no much consideration of the long term effects of the different options and mix of borrowing. This then means that it's difficult to tell what different options would mean in the long run.

Recommendation: Consider developing a public debt policy on which the MTDS is anchored. This would consider the developmental needs of the country and set a direction of how the country would handle both public and publicly guaranteed debt.

2. **Deviation between the proposed debt mix in the BPS and the proposed mix in the MTDS.**

Of concern is that, in contrast to the 45:55 domestic to external debt mix proposed in the MTDS, the BPS proposes a domestic to external financing mix of 54:46 (see Table 1 & Figure 1). In principle, the MTDS should set out the national government borrowing stance over the coming financial year in a bid to sustainability facilitate the deficit proposed in the BPS each year. This is a significant difference given that an emphasis on either option presents certain gains and risks that are well outlined in the MTDS. While both options are affected by significant decrease in the maturity ages of the debts, the domestic borrowing has a greater interest risk (see figure 2) while the external has greater forex exchange risk. Overall, the proposed BPS 2024 mix may be more costly in the medium term due to the high interest rate on domestic borrowing and the low interest rate on external borrowing.

Table 1: Deviations of proposals between the MTDS and BPS

Budget Documents	Debt Mix Deviations	
	Internal Financing	External Financing
Medium-Term Debt Strategy Paper (MTDS)	45	55
Budget Policy Statement (BPS)	53.66	46.32

Source: MTDS and BPS 2024

Figure 1: Graphic on deviations between proposals in the MTDS and BPS 2024

Source: MTDS and BPS 2024

Figure 2: Weighted Average Domestic and External Interest rates as at end June 2023

Source: *The National Treasury*

Notably, there was a deviation between the borrowing mix the BPS and MTDS of 2023. The MTDS of 2023, proposed 50:50 net external and domestic borrowing mix, while the BPS of 2024 borrowing mix 78:27, domestic to external. In addition, this proposal was later changed by the national government to a greater emphasis on external financing.

iii. *The preferred deficit financing strategy*

97. The optimal deficit financing strategy derived from the results of analysis of various options is 50:50 net external and domestic borrowing mix (option 4) as it leads to the best costs and risks characteristic combination. The strategy recommends suggests allocation of Ksh. 360 billion to both external and domestic sources; use of medium to long term Treasury bonds as domestic financing tool and maximization of external concessional borrowing while commercial debt is rolled over before eventually being minimized. This strategy is positioned for flexibility in financing the deficit from both sources should one source fail, and depending on domestic and global debt markets condition and takes into account the continued tightening of domestic debt market liquidity.

Source: MTDS 2023

Recommendation: We propose that the BPS of 2024 align with the proposed financing strategy in the MTDS to ensure sustainable and optimal borrowing in the coming financial year.

3. Growing Deficits as key drivers of Public Debt Burden

The yearly budget deficit of the national government determines the size of borrowing undertaken each year. Where there are persistent deviations between national government expenditure and revenue collection, the budget deficit that results necessitates growth in borrowing to bridge the resource gap. The BPS 2024 proposes a decrease in the fiscal deficit (excluding grants) of KES -761.1 billion as envisaged at the start of the FY2023/24, to KES -753.2 billion – a 1% decrease in absolute terms. Including grants the deficit is expected to fall from KES -718.9 billion to KES -703.9 billion equivalent to 2% decrease. The intended decrease in the deficit is in line with the national government efforts to narrow the fiscal deficit (including grants) to 3.9% of GDP in FY 2024/25. To the extent that this target deficit will impact of the sustainability of Kenya's public debt, the target is welcome.

However historically, the achievement of this target has been affected by in-year increases in expenditure and under performance of revenue. As shown by the Table 2, Kenya has a historical pattern of in-year fiscal deficit increases. When revenue targets are unmet, and expenditure allocation rise during the year through supplementary budgets, the need to borrow more than planned increases. Without urgent action to align expenditures to available resources, the deficit will continue to grow, increasing the public debt levels.

Given the underperformance in revenue in FY 2023/24, the size of the deficit is likely to increase within the year, which is not encouraging for the fidelity of national government to the proposed deficit in FY2024/25.

There needs to be a commitment by the government to reduce the fiscal deficit as a percentage of GDP in the effort to consolidate the existing fiscal deficits (see figure 3). Failure to do so will perpetuate the current tendency to spend more than available tax revenues worsening the growth in our public debt burden.

Table 2: In-year budget revisions, 2014-2024

Year (Billions)	Proposed Budget Deficit *(incl. grants)* in the BPS (beginning of the year)	Deficit At the end of the Year	Increase in the deficit within the year
2014/15	-367	-732	99%
2015/16	-533.2	-732.6	37%
2016/17	-555.4	-871.6	57%
2017/18	-582.4	-670.4	15%
2018/19	-638.2	-760.6	19%
2019/20	-629.9	-789.9	25%
2020/21	-614.1	-965.7	57%
2021/22	-976.1	-823.4	-16%
2022/23	-846.1	-833.9	-1.40%
2023/24	-720.1	-785.0*	9 %
2024/25	-703.9	-	-

*Source: Various National Treasury Publications. *Figure as currently indicated in the BPS 2024*

Figure 3: Trends in Fiscal Deficit



Source of Data: The National Treasury

The significant growth in Kenya's public debt over a short period has generated a vicious cycle, necessitating more expenditure on debt servicing and repayment each year. This has and will continue to affect the national governments ability to disburse fund to county governments over the medium term.

Recommendation: The National Treasury should employ realistic revenue targets and ensure adherence to the proposed fiscal deficit in FY 2024/25. On the expenditure side, options to reduce

increases through supplementary budgets are included in the Office of the Auditor General's Special Audit Report on Supplementary Budgets here . Among these is adherence to Article 223 (5) of the Constitution of Kenya provides that the National Government may not spend more than ten per cent (10%) of the sum appropriated by Parliament for any financial year, unless in special circumstances Parliament has approved a higher percentage.

4. **Kenya's public debt continues to be unsustainable, warranting more prudent borrowing practices over the medium term.**

Kenya's public debt stock stood at KES 11.14 trillion as at the end of December 2023.[1] Of this, domestic and external debt stock accounted for 45.3% and 54.7% respectively. Overtime, Kenya's public debt burden has become increasingly unsustainable shown by its gradually worsening Risk of Debt distress rating. According to the International Monetary Fund, (IMF) debt distress refers to a situation where a country is unable to fulfill its financial obligations and debt restructuring is required.[2] Kenya is currently at a high risk of debt distress, by exceeding 3 of our 4 external debt substitutability indicators as shown in the snippet below.

Table 9: Kenya's debt risk levels and debt carrying capacity

	2017	2018	2019	May-20	Mar-21	Dec-21	Dec-22	Jun-23	Dec-23
Debt Carrying Capacity	*Strong*	*Strong*	*Strong*	*Strong*	*Medium*	*Medium*	*Medium*	*Medium*	*Medium*
Composite Index (CI)				*3.12*	*3.01*	*3.04*	*3.02*	*2.98*	*3.01*
Risk of Debt Distress	*Low*	*Moderate*	*Moderate*	*High*	*High*	*High*	*High*	*High*	*High*

Source: *The National Treasury & IMF country reports, IMF 2023*

Table 11: Kenya's External Debt Sustainability Analysis

Indicators	*Thresholds*	*2022*	*2023*	*2024*	*2025*	*2026*	*2027*	*2028*	*2033*
		Actual		Projection					
PV of PPG external debt-to-GDP ratio	**40**	29.0	31.7	35.8	33.8	31.8	29.9	28.3	23.3
PV of PPG external debt-to-exports ratio	**180**	238.2	256.9	240.3	224.0	209.9	194.3	182.1	137.9
PPG debt service-to-exports ratio	**15**	21.5	24.9	36.0	25.1	24.9	21.1	23.3	15.5
PPG debt service-to-revenue ratio	**18**	15.3	17.3	28.5	19.8	19.6	16.9	18.8	13.6

Source: *The National Treasury & IMF country report*

However, the sustainability of public debt is premised on the choices of financing decisions made each year in the BPS and MTDS documents. Recently, Kenya has taken to the commercial markets in order to refinance its 2014 debut sovereign bond due in June of 2024. This includes the issuance of a brand-new

[1] The National Treasury & Economic Planning Monthly Debt Bulletin, December 2023
[2] https://www.imf.org/en/Publications/fandd/issues/2020/09/what-is-debt-sustainability-basics

Eurobond worth $1.5 billion at a 9.85% interest rate – notably higher than the 2014 Eurobond rate of 6.85%, and additional loans form the Trade Development Bank. In addition, the national government has been borrowing on the domestic front at relatively high rates, with the most recent 8.5-year infrastructure bond (IFB1/2024/8.5) earning an interest rate **of 18.46%.** These recent fiscal decisions have two significant impacts:

1. ***Continuing trend of borrowing for refinancing as opposed to development:*** As seen in the case of the Eurobond I, II and now VII, expensive commercial external loans have the additional risk to public services that they are not likely to realize the development of the economy that will in turn ensure their repayment. Often these loans are used as budgetary support to refinance existing loans, as opposed to direct expenditure.
2. ***Increase the cost of public debt over the medium term:*** As much as the impending payment of maturing loans presents a risk to the fiscal outlook, the national government should be careful not to precipitate another financing crisis in the future in order to avoid one in the present FY 2024/25. The use of costly domestic debt and commercial loans creates a vicious cycle of repayments, where more expensive debt is used to service older debt.

The BPS and MTDS of 2024, both show an intended dependence on domestic debt as financing mechanism over the medium term, as shown in the snippets below. Furthermore, the BPS 2024 indicates that the budget deficit for FY 2024/25 will be met through more domestic borrowing, Ksh 377.7 billion (53%), than external financing, Ksh 326.1 billion (46%).

> 78. The PDMO will continue to spearhead key reforms to deepen the domestic debt market and diversify the investor base. To enhance the growth of the non-bank financial institutions such as pension, insurance and mutual funds, the PDMO will consider expanding the volumes and initiate new financial products such as post-retirement medical funds and contributory pension schemes.

Source: MTDS 2024

> 22. Limited access coupled with illiquid international capital market and domestic market may hinder the Government's plan to finance the FY2024/25 Budget. Thus, there is need for adequate prioritizations and rationalization in the budget should resources not be available. In addition, the on-going implementation of reforms in the domestic debt market are expected to support Government against the downside's risks emanating from external debts as it provides an alternative, though costlier funding source.

Source: BPS 2024

Recommendation: Beyond fiscal consolidation measures, the national government must seek more affordable borrowing options over the medium term given the projected resource envelope and cost of borrowing. This includes reducing the prominence of commercial and domestic debt in our debt portfolio, exploring alternative sources of financing that are lower cost e.g. Samurai and Panda bonds, and attached to specific development objectives e.g. green and blue bonds.

5. **Expenditure on public debt obligations continues to pose a risk to the timely delivery of public services, demanding restructuring of public debt payments.**

One consequence of Kenya's borrowing decisions in the past has been the astronomical growth in Kenya's

allocation to public debt servicing through the Consolidated Fund Services (CFS). Between FY 2014/15 and FY 2023/24, the amount allocated to debt servicing each year rose by 1068.8% or KES 1.71 trillion. Currently, 73 out of every 100 shillings collected in ordinary revenue will be go towards servicing public debt, leaving little for national and county governments to county governments to deliver services.

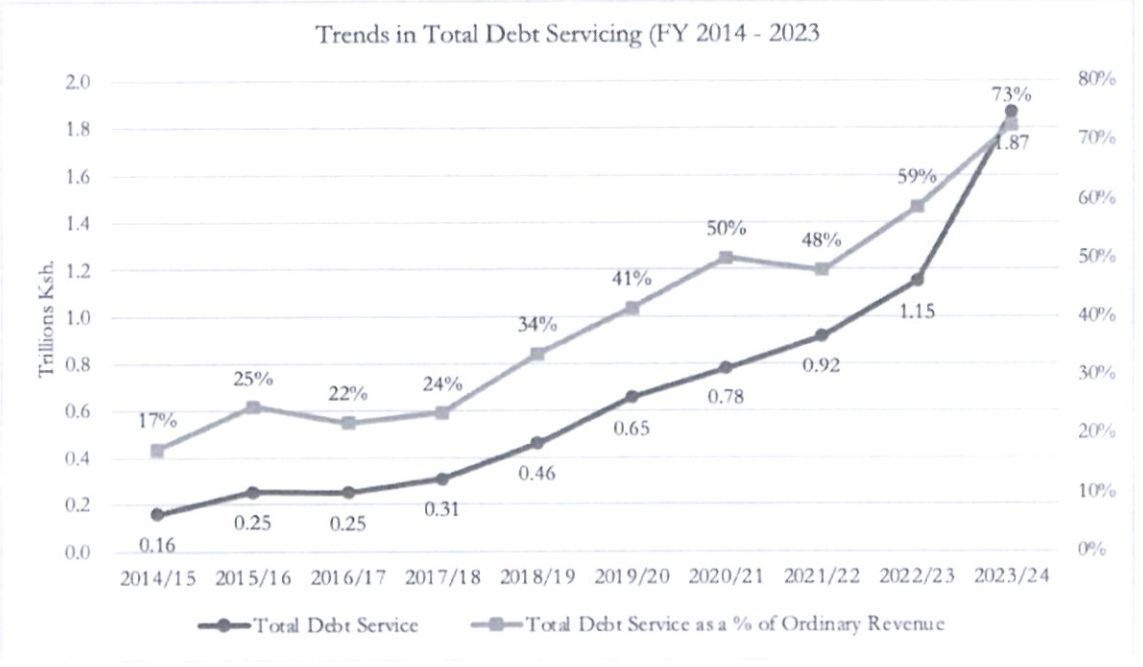

The impact of the growing public debt burden can be seen in the expenditure projections contained in the BPS 2024, which shows a rise in the proportion of expenditure on CFS (+2%), and a fall in allocations to the Executive (-1%) and County Governments (-1%).

	Approved 2023/24	%propotion of total expenditure	BPS Projection	%propotion of total expenditure
Executive	2,400,067	60%	2,438,939	59%
Parliament	40,742	1%	41,623	1%
Judiciary	22,784	1%	23,690	1%
National Government Kshs.	**2,464,474**	**62%**	**2,511,464**	**61%**
Consolidated Fund Services	*1,131,650*	*28%*	*1,241,152*	*30%*
County Government	385,425	10%	391,117	9%
Total Government Kshs.	**3,981,549**	**100%**	**4,143,732**	**100%**

Source: BPS 2024

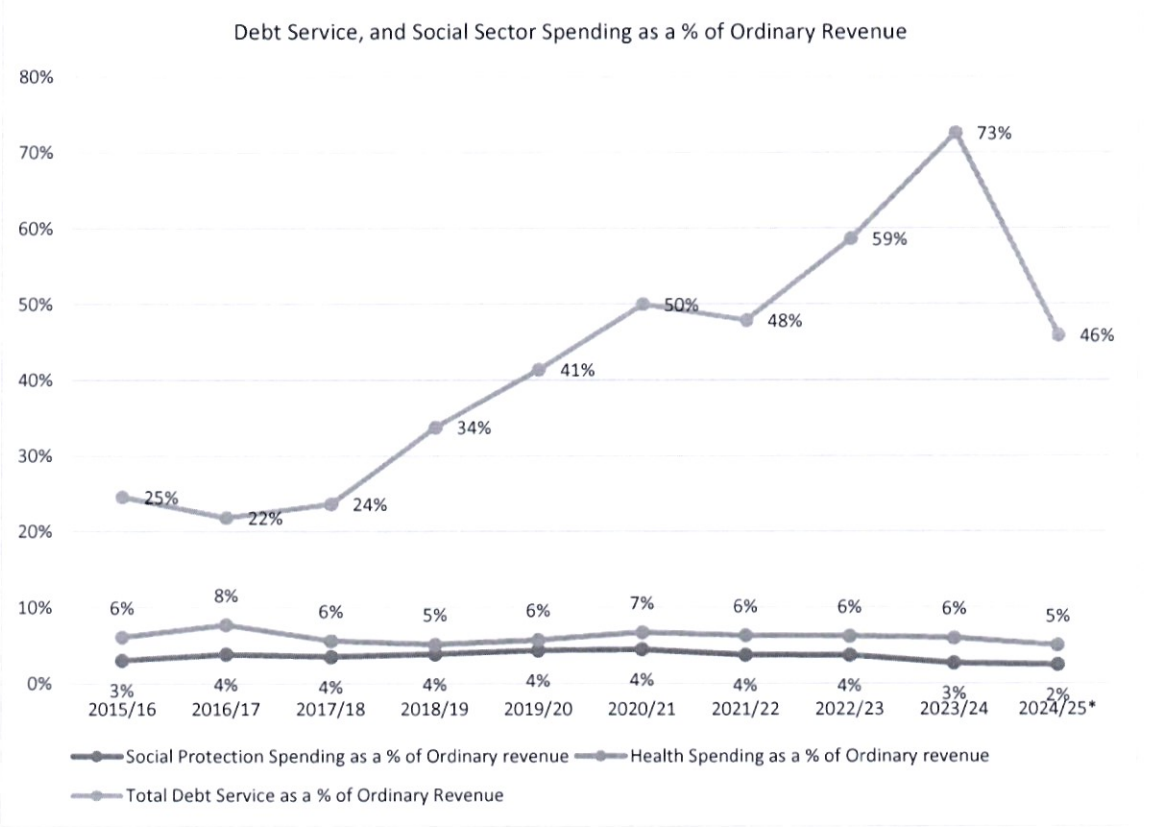

Recommendation: We propose that debt repayments be restructured in the medium term to create less pressure on available tax revenues. It is clear that in the medium term, there will be limited fiscal space if the current CFS spending is sustained. The available windows should be utilized, and the public should be informed of what measures are being taken.

6. There is need for a closer focus on Government Owned Enterprises and Corporations

The MTDS does not dig deeper into the debt portfolio and attendant risks owed by GOEs. This is of concern since a huge portfolio of public and public guaranteed debt is held by these institutions. The reforms envisioned to rationalize the GOEs need to happen immediately to avert deepening of the crisis.

Recommendation: MTDS should present the actual debt portfolio and effect the reforms that are necessary to reduce the risk exposure presented by the GOEs.

Dr. Abraham Rugo Muriu.

Executive Director - International Budget Partnership Kenya.

OFFICE OF THE AUDITOR-GENERAL

Enhancing Accountability

PRESENTATION BY THE AUDITOR-GENERAL TO THE PUBLIC DEBT AND PRIVATIZATION COMMITTEE OF THE NATIONAL ASSEMBLY ON THE 2024 MEDIUM-TERM DEBT MANAGEMENT STRATEGY

20 February 2024

The Chairman, Public Debt and Privatization Committee, Hon. Abdi Omar Shurie, M.P.

Honorable Members of the Committee

A. Introduction

1. The Office of the Auditor-General received your letter Ref: NA/PBO/PD&PC/2024/001 dated 15 February, 2024 inviting the Auditor-General to a meeting to provide insight into the proposed borrowing strategy as well as proposals on reducing the risks and costs of existing stock of debt in line with the Debt Management Objectives.
2. We thank the Committee for giving the Office the opportunity to provide our insight into the proposed borrowing strategy and proposal on reducing the costs and risks in line with the Debt Management Objectives.

B. Mandate of Auditor- General

Honorable Chair

Honorable Members

3. The Office responds to this requirement through Article 229(4) of the Constitution of Kenya, 2010 which mandates the Auditor-General to audit the accounts of the National and County Governments, National Assembly and County Assemblies, all Funds and authorities of National and County Governments, accounts of all Courts, Public debt and all institutions, programmes or projects funded by public funds. Article 229(6) further mandates the Auditor-General to confirm whether or not public money has been applied lawfully and in an effective way.
4. Article 249(3) bestows the following responsibilities to the Auditor-General as an Independent Office;
    - protect the sovereignty of the people;
    - secure the observance by all state organs of the democratic values and principles;
    - promote constitutionalism;
5. Article 252 (1) (a) and (b) of the Constitution of Kenya, 2010 empowers the Office to:
    - Conduct investigations on own initiative or on complaint by a member of the public.
    - Carry out conciliation, mediation and negotiation pursuits.

6. Article 254 (2) of the Constitution of Kenya 2010 state that at any time the President, the National Assembly or the Senate may require a commission or holder of an Independent Office to submit a report on a particular issue.
7. The Auditor-General's mandate therefore extends beyond accounts certification and is key in influencing the development of our nation by ensuring sustainable growth and delivery of continuous high quality services to the citizens of Kenya through oversight.

C. Medium-Term Debt Management Strategy

Honorable Chair

Honorable Members

8. Section 33 (1) of the Public Finance Management (PFM) Act, 2012 provides that on or before the 15th February in each year, the Cabinet Secretary shall submit to Parliament a statement setting out the debt management strategy of the National Government over the medium term with respect to its actual liability and potential liability in respect of loans and guarantees and its plans for dealing with those liabilities.
9. Section 33(2) of PFM Act, 2012 states that the Cabinet Secretary shall ensure that the Medium-Term Debt Management Strategy (MTDS) is aligned to the broad strategic priorities and policy goals set out in the Budget Policy Statement (BPS).
10. Section 33(3 a-e) of PFM Act, 2012 further states that the Cabinet Secretary shall include in the statement, information in respect to the total stock of debt as at the date of the statement, sources of loans made to the National Government and the nature of guarantees given by the National Government, principal risks associated with those loans and guarantees, the assumptions underlying the debt management strategy and an analysis of the sustainability of the amount of debt, both actual and potential.
11. Section 33(4) of PFM Act, 2012 states that within fourteen (14) days after the debt strategy paper is submitted to Parliament under this section, the Cabinet Secretary shall submit the statement to the Commission on Revenue Allocation and the Intergovernmental Budget and Economic Council and publish and publicize the statement.

D. Auditor- General Not to Question Government Policy Objectives

Honorable Chair

Honorable Members

12. Section 42 of the Public Audit Act, 2015 bars the Auditor-General from questioning the merits of a policy objective of the National Government or County Government or any other public entity. However, Article 229(6) mandates the Auditor-General to confirm whether or not public money has been applied lawfully and in an effective way. This entails assessment of implementation of Government policies and programmes.

E. Previous Audits on Public Debt

Honorable Chair

Honorable Members

Growing Debt Levels

13. The public debt accumulation is attributed to high fiscal deficits. The Government's commitment to achieving reduced fiscal deficits over the medium term remains key to Kenya's debt sustainability.
14. The Office has continually raised concerns over the growing level of public debt in Kenya. The outstanding amount of public debt has increased over the years from Kshs.4,801,416,851,482 reported in the year 2017/2018 to Kshs.10,264,939,001,661 reported in the year 2022/2023. This represents an increase of Kshs.5,463,522,150,179 or approximately 114% over the six (6) year period as shown in **Table 1**:

Table 1: Growth of Public Debt for the Period 2017/2018 to 2022/2023

Financial Year	External Debt (Kshs.)	External Debt % of Total	Domestic Debt (Kshs.)	Domestic Debt % of Total	Guaranteed Loans (Kshs.)	Guaranteed Debt % of Total	Total Debt (Kshs.)	Annual % increase
2017/2018	2,403,899,102,184	50.07%	2,397,517,749,298	49.93%	0	0.00%	4,801,416,851,482	
2018/2019	2,752,467,840,668	50.49%	2,698,685,962,748	49.51%	0	0.00%	5,451,153,803,416	14%
2019/2020	3,240,193,767,182	50.88%	3,128,600,060,451	49.12%	0	0.00%	6,368,793,827,633	17%
2020/2021	3,753,484,243,264	49.74%	3,635,219,144,950	48.17%	157,219,741,914	2.08%	7,545,923,130,128	18%
2021/2022	4,076,028,476,708	48.07%	4,257,564,791,323	50.21%	145,356,697,726	1.71%	8,478,949,965,757	12%
2022/2023	5,276,331,977,801	51.40%	4,818,378,066,403	46.94%	170,228,957,457	1.66%	10,264,939,001,661	21%

15. As at 30th June 2023, the outstanding amount of public debt of Kshs.10,264,939,001,661 represents 102.6% of the then maximum ceiling of Kshs.10,000,000,000,000 approved by Parliament through Legal Notice No.89 of 26 May, 2022 which provided that the National public debt was not to exceed ten trillion shillings. However, in October 2023, the Kenyan Government amended the absolute debt ceiling and replaced it with a debt anchor at 55% of debt to Gross Domestic Product (GDP) ratio in present value terms.
16. The optimal strategy of the 2022/2023 MTDS was to minimize costs and risks through a net financing mix of 32 per cent from external sources and 68 per cent from domestic market in the medium-term. On the external debt market, the main objective of the strategy was to optimize concessional borrowing and reduce commercial borrowing, with an intention to reduce the cost of debt. On the domestic market, the strategy sought to reduce refinancing risk through maintaining the existing stock of Treasury bills at the current levels while issuing medium to long term debt securities under the benchmark bond programme.
17. This strategy sought to achieve 25 percent and 75 percent in external and domestic financing in gross borrowing terms, respectively. The larger proportion of the gross domestic borrowing accounts for rollover of Treasury Bills within the financial year. The actual drawdowns for FY 2022/2023 was Kshs.2,582,291,921,096 comprising of Kshs.504,263,462,785 in respect to external debt and Kshs.2,078,028,458,311 in respect to domestic debt. This gives a ratio of 20:80 in external to domestic financing respectively.
18. 2023/2024 Medium- Term Debt Strategy indicates that the optimal deficit financing strategy is 50:50 net external and domestic borrowing mix as it leads to the best costs and risks characteristic combination.
19. The public debt expenditure has over the years increased from Kshs.516,547,493,884 reported in 2017/2018 to Kshs.1,200,608,836,164 reported in 2022/2023 with the average annual percentage of approximately 88% of the Consolidated Fund Services total expenditure as shown in **Table 2.**

Table 2A: Consolidated Fund Services Expenditure for the Period 2017/2018 to 2022/2023

Details	2017/2018 (Kshs.)	2018/2019 (Kshs.)	2019/2020 (Kshs.)	2020/2021 (Kshs.)	2021/2022 (Kshs.)	2022/2023 (Kshs.)
Public Debt	516,547,493,884	827,036,163,185	704,789,802,097	884,919,345,869	1,041,304,135,476	1,200,608,836,164
Pension and Gratuities	63,170,121,740	68,188,169,470	87,568,675,632	110,480,560,178	145,826,312,930	135,691,537,413
Salaries, Allowances and Miscellaneous Services	3,738,455,780	4,386,684,486	33,047,410,615	2,628,800,904	3,200,966,015	*15,663,297,516
Total	**583,456,071,404**	**899,611,017,141**	**825,405,888,344**	**998,028,706,951**	**1,190,331,414,421**	**1,351,963,671,093**

*The drastic growth in this figure was attributed to Kenya Airways guaranteed debt loan repayment of Kshs.12,326,894,172 by the GOK.

Table 2B: Consolidated Fund Services Expenditure for the Period 2017/2018 to 2022/2023 as a Percentage of the Total

Public Debt as a % of Total CFS Expenditure	**88.53%**	**91.93%**	**85.39%**	**88.67%**	**87.48%**	**88.80%**
Pension and Gratuities as a % of Total CFS Expenditure	10.83%	7.58%	10.61%	11.07%	12.25%	10.04%
Salaries, Allowances and Miscellaneous Services as a % of Total CFS Expenditure	0.64%	0.49%	4.00%	0.26%	0.27%	1.16%
TOTAL	**100.00%**	**100.00%**	**100.00%**	**100.00%**	**100.00%**	**100.00%**

Increasing Cost of Euro Bonds

20. The Government of Kenya has now issued four Eurobonds each with a higher coupon rate reflecting the likely unsustainability of the current debt portfolio. The cost of these Eurobonds goes beyond the interest rate. Issuing and servicing these debts involves additional fees and commissions. Additionally, fluctuations in foreign exchange rates impacts the actual cost of repayment.
21. Of the current Eurobonds, the first was issued in 2014 and matures in June, 2024, with a coupon rate of 6.875% and an initial value of USD 2 billion. This bond is due for repayment soon, and the Government recently issued a new Eurobond to manage this liability. The second was issued in 2019 and matures in May 2027, with a coupon rate of 7% and an initial value of USD 900 million. The third one was issued in 2018

and matures in February 2028, with a coupon rate of 8.500% and an initial value of USD 2 billion.

22. The fourth and the newest Eurobond was issued in February 2024 and matures in 2031, with a coupon rate of 10.375% and a value of USD 1.5 billion (approx.. Kshs.233,250,000,000 at an exchange rate of 155.5Kshs/USD). This bond was issued to finance the offer to buy back the maturing bond (June 2024). The higher interest rate reflects current market conditions and Kenya's risk profile.
23. Kenya's reliance on Eurobonds has raised concerns about debt sustainability. There is heightened vulnerability in 2024 which coincides with Eurobond maturities. While Eurobonds offer access to funds for development projects, managing repayment obligations remains a crucial challenge especially because of the shorter maturity periods and increasing coupon rates.
24. Other factors that affect debt sustainability include export revenue patterns, climate-related shocks, exchange rate movements, and general performance of the economy.

Previous Audit Issues on Public Debt

25. The Office has raised various issues pertaining to accountability and sustainability of public debt expenditure. Section 50(1) of the Public Finance Management Act, 2012 requires that guaranteeing and borrowing of money must be done at the lowest possible cost in the market and considering risks while ensuring that the overall level of public debt is sustainable.
26. The Office submits annual financial audit reports on public debt expenditure. These are the amounts used to redeem or service current debt. The Office has also carried out six (6) comprehensive performance audit reports on public debt sustainability, being;
    i. Effectiveness in the Management of Public Debt in Kenya, issued in 2017
    ii. Public Debt Servicing Activities, issued in September 2022
    iii. Special Audit on Utilization of Commercial Loans in Kenya for the period 1 July 2010 to 31 December, 2021, issued in September 2022.
    iv. Deficit Financing Operations by The National Treasury, issued in July 2023
    v. Efficiency in Utilization of Debt Funds by the Ministry of Agriculture and Livestock Development: Case of Kenya Climate Smart Agriculture Project (KCSAP), issued in October 2023

vi. Contracting of External Loans for Public Development Projects by The National Treasury, issued in October 2023

27. The audits have revealed among other issues that:

i. **Financial Statements to show Debt Position**-There are no specific financial statements prepared to show the complete debt position (Debt stock). Currently, the status of public debt is only included as an annexure in the Consolidated Fund Services - Public Debt. Other government liabilities or obligations such as pending bills/ accounts payable, pension arrears etc. are not included in the Debt stock. Pending bills arise from goods and services provided to the Government but not paid for at the end of the financial year which may be termed as a form of borrowing.

ii. **Finance (Debt) Costs -** The finance cost has over the years increased from Kshs.322,007,322,696 reported in 2017/2018 to Kshs.617,714,104,137 reported in 2022/2023 which is equivalent to a 92% increase as shown in **Table 3**.

Table 3A: Finance (Debt) Costs for the Period 2017/2018 to 2022/2023

Details	2017/2018	2018/2019	2019/2020	2020/2021	2021/2022	2022/2023
Interest Payments on Foreign Borrowings	84,461,030,044	108,004,813,414	115,798,697,298	106,265,999,668	121,494,973,256	154,679,317,708
Domestic Costs						
Interest on Domestic Borrowings (Non-Govt)	138,307,103,161	210,721,345,304	240,772,652,464	299,194,020,253	385,939,372,011	457,206,007,991
Interest on Short-Term Borrowing (T-Bills)	36,104,826,935	-	62,932,237,645	-	-	-
Interest on Borrowings from other Government Units - Pre-1997 Government Overdraft Loan (CBK)	725,206,095	694,597,465	665,006,173	626,529,945	592,006,095	558,706,095
Interest on CBK Overdraft	2,493,536,827	2,523,255,059	3,244,911,268	2,207,659,996	2,063,728,517	5,160,905,847
Switch Costs	19,491,632	20,576,454	56,049,977	-	-	109,166,496
Interest on M-Akiba	-	42,735,000	90,960,000	44,567,500	-	-
Sub Total	**177,650,164,650**	**214,002,509,282**	**307,761,817,527**	**302,072,777,694**	**388,595,106,623**	**463,034,786,429**
Finance Costs including Loan Interest	**262,111,194,694**	**322,007,322,696**	**423,560,514,825**	**408,338,777,362**	**510,090,079,879**	**617,714,104,137**

Table 3B: Foreign and Domestic Costs as a Percentage of Total Finance Costs for the Period 2017/2018 to 2022/2023

Foreign Borrowing Costs(External Debt)	32.22%	33.54%	27.34%	26.02%	23.82%	25.04%
Domestic Debt Costs	67.78%	66.46%	72.66%	73.98%	76.18%	74.96%
TOTAL	100.00%	100.00%	100.00%	100.00%	100.00%	100.00%

iii. **Cost of Domestic Vs External Debt** –The cost of domestic debt has become more expensive than the cost of external borrowings. During the period 2017/2018 to 2022/2023, the cost of external borrowing averaged 28% while that of domestic debt averaged 72% of total finance costs. For the financial year 2022/2023, interest on internal debt was 75% compared to that of external debt which was 25% of the total finance costs. The cost of domestic debt averaged three times the cost of external borrowings despite it constituting 47% of the total debt. We have recommended that the National Treasury put in place measures to guard against the excessive internal borrowings which may have a negative impact on the country's interest rates, inflation rates and may lead to crowding out of private investors due to reduced loanable funds in the market.

iv. **Commitment Fees** - The Government continues to pay commitment fees incurred on undrawn amounts in respect of loans signed between the Government of Kenya and foreign lenders. A total of Kshs.4,985,885,892 was paid as commitment fees for undrawn amounts for the years 2020/2021 to 2022/2023. The amount of Kshs.4,985,885,892 comprises of Kshs.2,063,104,537, Kshs.1,486,813,083 and Kshs.1,435,968,272 for the years 2020/2021, 2021/2022 and 2022/2023 respectively. These amounts are included in the Interest Payments on Foreign Borrowings for the respective years as tabulated in **Table 3**.

Had the implementing Agencies put proper mechanisms in place to enable absorption of the committed credit within the agreed timeframes, the payment of commitment fees would have been minimized. The National Treasury, having fiduciary responsibility over Government Ministries, Departments and Implementing Agencies should ensure that programmes and projects are ready for execution before committing funding. The Office has also recommended that

key stakeholders be involved during pre-loaning. This will enable stakeholders to be cognizant of the significance of some of the processes and the importance of adhering to the agreed loan conditions.

v. **Debt Servicing and Foreign Exchange Loss**- Debt servicing is prone to foreign exchange loss exposure on payment of external debt. The Office has recommended that the Government considers hedging mechanisms on foreign exchange risks. This will help in reducing the risk associated with fluctuation in the exchange rates between the Kenyan shilling and lenders' currencies.

vi. **Default on Debt Repayment:** As previously reported, review of records held by The National Treasury's Commonwealth Secretariat Debt Recording and Management System as at 30 June, 2023 revealed that the Government has defaulted on servicing an amount of Kshs.11,039,138,761 in respect of three (3) loans advanced by an international commercial bank towards the construction of three (3) dams as shown in **Table 4**:

Table 4: Default on Debt Repayment

Project	Disbursed Amount Euro	Principal Defaulted Euro	Interest Defaulted Euro	Total Arrears Euro	Equivalent Kshs
Arror Dam	91,852,267	3,196,591	9,874,612	23,071,203	2,861,297,485
Itare Dam Project	141,552,608	36,388,094	6,735,832	43,123,926	5,348,242,211
Kimwarer Dam	71,878,751	15,380,277	7,435,335	22,815,612	2,829,599,065
Total	**305,283,626**	**64,964,961**	**24,045,779**	**89,010,741**	**11,039,138,761**

The Office recommends management to provide a roadmap on how it intends to resolve the dispute with minimal cost to the public.

Audit Recommendations from Previous Audits

28. In addition to the recommendations above, proposals on reducing the risks and costs of the stock of debt in line with the Debt Management Objectives may include the following: -

    (a) Acquisition of land, relocation of utilities and wayleave compensation should be financed in-advance through timely disbursement of GOK counterpart funding before signing of financing agreements.

    (b) The time between feasibility studies and actual time for signing financing agreements is reduced to avoid costs of redoing feasibility studies.

    (c) Implementing agencies should involve project beneficiaries during projects identification and designs through public participation in order to enhance ownership, social accountability and sustainability of the projects.

    (d) In instances where a project has several loans attached to it, there should be clear segregation and utilization of funds.

    (e) Establishment of a Debt Sinking Fund in foreign currency (USD) to be used in debt repayment.

    (f) The capacity and skills of PDMO are enhanced for adequate evaluation and negotiation of favorable credit terms and conditions, and for adequate monitoring and evaluation of loan projects.

    (g) To ensure adequate project oversight, the implementing agencies should enhance monitoring and evaluation of debt-funded projects.

F. Conclusion

29. Countries go to debt when the taxes collected are not able to meet their expenditure. Current collection of tax not sufficient to meet financial needs (to finance the deficit).

30. Debt Management is critical in ensuring that we minimize the expenditure and devote adequate funds for development of crucial public goods and services that will spur economic growth and development.

31. The Office is currently carrying out the following audits:

    a. Special Audit on "Debt Servicing of External Loans in Kenya"

    b. Performance Audit on "Cash Management' while focusing on Domestic Debt

We expect to issue the two (2) reports before the end of this financial year.

32. The Office will continue conducting audits on public debt through the annual financial and compliance audits and periodic performance audits.

I thank you for this opportunity.

FCPA Nancy Gathungu, CBS
AUDITOR-GENERAL

20 February, 2024

ANNEX 6: NEWSPAPER ADVERTISEMENTS CALLING FOR MEMORANDA

Court hands back grabbed land to Kakamega Primary School

Private developers had already started constructing a high-rise building on the disputed land.

Applicants were duped into buying land from third parties knowing well it belonged to the public school.

ATHAN OCHUNGE

The Court of Appeal in Kisumu has reverted land grabbed by private developers to Kakamega Primary School.

This is after a three-judge bench dismissed an application lodged by two private developers namely Yako Supermarket (K) Limited and Sudhir Khetia.

They listed the National Land Commission (NLC), the Lands and Housing Cabinet Secretary, the Chief Land Registrar (Board of Management), and Kakamega Primary School as respondents.

Appellate judges Hannah Okwengu, Hellen Omondi and Joel Ngugi unanimously dismissed the application on February 9, thereby handing back the disputed prime plot back to the school, which has a population of more than 4,500 pupils.

The private developers had already started constructing a high-rise building on the disputed land.

"In their original suit before the Land Court, the applicants did not attempt to show that the original allottees who sold the suit properties to them had valid titles. Neither did they attempt to demonstrate how the suit properties were allocated to the initial allottees," the judgment reads in part.

The judges ruled that that the private developers did not attempt to show that the correct process of alienation and allocation of the suit properties was followed.

"It is, therefore, a little-disguised afterthought for them to belatedly seek to introduce evidence aimed at strengthening the weak links in their case identified by this Court of Appeal. Our review jurisdiction must never be used to permit a party a second bite at the cherry," the judgment further reads in part

"The upshot is that the application dated July 23, 2023 is without merit. It is hereby dismissed with costs to the fourth respondent (Kakamega Primary) who is the only one who responded to the application."

The school Board of Management Chairman Godfrey Mamalia and head teacher Dickson Wanyangu welcomed the court's decision.

They said the case has taken many years and "now justice has been served and our request is to have the structure demolished and give our pupils back their playing field."

Earlier, Justices Mumbi Ngugi, Patrick Kiage, and Francis Tuiyott ruled that Yako Supermarket and Sudhir Khetia held illegal claims to Kakamega Town Block 11/292 and 11/252 after they were duped into buying them from third parties. They applied for a review of this judgment on grounds that "they had discovered new evidence that can be considered."

Yako and Khetia purchased the prime plots from Michael Odwoma and Kito Pharmaceuticals Limited on February 5 and August 20, 2011.

But on February 17, 2012, the Registrar of Lands in Kakamega issued a gazette notice revoking their titles after the public raised the red flag. The developers moved to court to challenge the decision.

Justice Juma Chitembwe, then a judge in Kakamega ruled in their favour saying the Land Registrar had no powers to revoke the developers' titles and his decision was therefore null and void.

The case wound up before Justice Nelly Matheka of the Kakamega Land Court, who on July 29, 2020, ruled that the developers illegally acquired the plots and reverted the land to the school. Disgruntled, they appealed before the three Kisumu judges.

nochunge@standardmedia.co.ke

TRAGEDY

Man hacks lover to death, attempts to kill himself in Juja

A man hacked his girlfriend to death at Mung'etho in Mirimaini estate, Juja, Kiambu County, before attempting to take his life.

The man identified as Timothy Kipkosgei, 30, is said to have traced Faith Chebet to an apartment in Mung'etho where he committed the heinous act on Saturday evening.

Hezbon Litalanga, a witness, said Chebet, 25, had visited a friend.

"At around 4pm I saw a man chasing a woman believed to be his lover. They accessed our apartment through the open gate and went to room 12 which was wide open. The man locked the door and what we heard later were screams from the woman," said Litalanga.

"When we went to inquire what was happening, we found the man had slit the woman's throat and stabbed her," said the witness.

Juja sub-county Police Commander Michael Mwaura said Kipkosgei attempted to commit suicide by cutting himself on the head and neck.

Mwaura said officers from Juja Police Station rushed the man to Thika Level 5 Hospital.

"Beside her body, was the suspect who was also writhing in pain and bleeding profusely from the head with visible physical injuries," the Juja police boss said.

A blood-stained knife and machete were recovered at the scene.

[Gitau Wanyoike]

COUNTY GOVERNMENT OF MURANG'A

TENDER NOTICE

Murang'a County Government is in the process of initiating the implementation of various projects. The rationale for these programs is to ensure improved service delivery in the County. The Program entails implementation of development projects prioritized by the local communities. The Program puts emphasis on devolved functions that have impact on local communities.
The Murang'a County Government hereby invites bids from eligible Contractors/Suppliers for the following tenders:

	TENDER NO.	Item description	Negotiation /IFMIS number	Eligibility
1.	MCG/341/2023-2024	Supply and Delivery of black pure leather shoes for ECDE learners	1461834-2023-2024	Special Group
2.	[illegible]9/2023-2024	Supply and delivery of teaching and learning materials for ECDE learners	1422044-2023-2024	Special Group
3.	[illegible]4/2023-2024	Request for proposal for call center at Murang'a level five for all county services	1440737-2023-2024	Open
4.	MCG/346/2024-2026	Framework tender for the supply and delivery of sports equipment	Manual Submission	Special Group
5.	MCG/347/2023-2024	Request for proposal for consultancy services, structural and architectural designs for Mumbi stadium	Manual Submission	Open
6.	MCG/343/2023-2024	Supply, delivery and installation of skip bins	1462569-2023/2024	Open
7.	MCG/348/2023-2024	Framework contract for the supply of seedlings	Manual Submission	Open
8.	MCG/349/2023-2024	Framework contract for the supply of cleaning materials & equipment	Manual Submission	Open
9.	MCG/350/2023-2024	Supply and Delivery of 1No. (one) telescopic aerial lift truck, 4x2, 3-5 ton	1462395-2023/2024	Open
10.	MCG/351/2023-2024	Supply and delivery of material and equipment for the repair of streetlights and high masts	1462391-2023/2024	Open
11.	MCG/352/2023-2024	Tender for lease of 1 (one) telescopic aerial lift truck, 4x2, 3-5 ton, to carry out maintenance works on street lights and high masts throughout Murang'a county	1462725-2023/2024	Open (Tender closing date 28th Feb, 2023)
[illegible]	MM00[illegible]3-2024	Proposed installation of cabro paving blocks at Muwasco Junction – Township ward	1461941-2023/2024	Special category
[illegible]	MM005/2023-2024	Proposed beautification within Murang'a town– Township ward	1461954-2023/2024	Special category

Interested bidders may examine and obtain detailed tender documents free of charge from our website www.muranga.go.ke and also the public procurement information web-portal **https://tenders.go.ke/website.**

1. Certificate of Registration/ Incorporation
2. Valid Tax Compliance Certificate
3. Copy of a Current Single Business Permit.
4. Valid Registration Certificate From National Treasury (AGPO) For Special Category groups
5. Provide valid NCA certificate– **where applicable**
6. Tender Security of Kenyan Shillings 1,000,000 valid for 120 days from the Tender closing date – Original and Copy– **where applicable**
7. Current Manufacturers Authorization –**where applicable.**
8. Comprehensive Catalogues of equipment offered (highlight type / model offered) – Original and Copy in use–**where applicable.**
9. Attach Certified copies of Audited Accounts for the last 3 years (2020,2021 and 2022)–**where applicable**
10. Details of company directors **(CR12 ISSUED WITHIN SIX MONTH FROM THE TENDER OPENING DATE)**
11. Copies of National identification documents (ID or Passport) for all Directors
12. **Bidders shall sequentially serialize all pages of each tender submitted**

Tenders must be submitted through the **IFMIS** supplier portal (where Negotiation/IFMIS no. is provided) and **ONE Original** of complete tender documents enclosed in plain sealed envelopes marked with tender name and reference number should be deposited in the tender box located at the Murang'a County government headquarter offices, ground floor or be addressed to:

THE COUNTY SECRETARY
MURANGA COUNTY GOVERNMENT
PO BOX 52-10200, MURANGA

as to be received on or before Thursday 7th March, 2024 at 11.00 am
ders will be opened immediately thereafter in the presence of bidders or their representatives who wish to attend.
All interested bidders are required to continually check the Murang'a County Government website: www.muranga.go.ke for any tender addendums or clarifications that may arise before submission date.

ector Supply Chain Management
n COUNTY SECRETARY

REPUBLIC OF KENYA
THIRTEENTH PARLIAMENT- THIRD SESSION (2024)
THE NATIONAL ASSEMBLY

IN THE MATTER OF ARTICLE 118(1) (b) OF THE CONSTITUTION
AND
IN THE MATTER OF CONSIDERATION BY THE NATIONAL ASSEMBLY OF THE 2024 BUDGET POLICY STATEMENT AND THE 2024 MEDIUM-TERM DEBT MANAGEMENT STRATEGY

INVITATION TO SUBMIT MEMORANDA

WHEREAS, Article 118(1)(b) of the Constitution requires Parliament to facilitate public participation and involvement in the legislative and other business of Parliament and its Committees;

AND WHEREAS, pursuant to section 25(2) and section 33(1) of the Public Finance Management Act, 2012, the Cabinet Secretary for the National Treasury and Economic Planning submitted the **2024 Budget Policy Statement** and the **2024 Medium-Term Debt Management Strategy** to the National Assembly on **Thursday, 15th February 2024** which were referred to the relevant Committees for consideration and reporting to the House;

IT IS NOTIFIED that—

(1) The **2024 Budget Policy Statement** articulates the broad strategic priorities and policy goals that will guide the national government and county governments in preparing their budgets for the 2024/25 Financial Year and over the medium-term; and

(2) The **2024 Medium-Term Debt Management Strategy** provides the borrowing strategy for the for the 2024/25 Financial Year and underscores the public debt management objectives that will minimize the costs and risks of the current public debt portfolio

NOW THEREFORE, in compliance with Article 118(1) (b) of the Constitution, the Clerk of the National Assembly hereby invites the public and stakeholders to submit memoranda on the **2024 Budget Policy Statement** and the **2024 Medium-Term Debt Management Strategy** to the respective Committee listed below—

S/No.	PAPER	COMMITTEE
1.	The 2024 Budget Policy Statement	Budget and Appropriations
2.	The 2024 Medium-Term Debt Management Strategy	Public Debt and Privatization

The Memoranda should clearly indicate the name of the person or organization submitting it and their contact details. The Memoranda should be hand-delivered to the **Office of the Clerk, First Floor, Main Parliament Buildings, Nairobi** or emailed to **cna@parliament.go.ke** to be received **on or before Monday, 26th February 2024 at 5.00 pm.**

The **2024 Budget Policy Statement** and the **2024 Medium Term Debt Management Strategy** are available at the **National Assembly Table Office, First Floor, Main Parliament Building** and on **the Parliament Website (http://www.Papers Laid | The Kenyan Parliament Website.)**

S. NJOROGE, CBS
CLERK OF THE NATIONAL ASSEMBLY
16th February 2023

"For the Welfare of Society and the Just Government of the People"

nning mate in 2027 in place of DP Rigathi Gachagua

lividES Mt Kenya

t to be drawn into the poli- of the region's kingpin.

e first term governor said s more focused on trans- ming his county through pro- mmes such as Kangatacare, rtnership between his ad- stration and the National th Insurance Fund and Mu- a Youth Service, which of- work-study opportunities to less youths.

lindi is my brother on ac- it of our deep historical con- ions while Rigathi is our and ave the duty to re- ct hi e. The real political gpin is wanjiku [ordinary cit-]" he told *Nation*.

wever, despite the succes- politics cooling down, Gov- r Kahiga has fired a warn- shot to the President over his liance with Western region plans to split the deputy leader position into three.

says on wants back Unite ocratic Alliance DA) secretary-general posi- that is currently held by for- Kakamega Senator Cleop- Malala, who replaced nomi- d senator Veronica Maina.

We want to feel we are in UDA only by name. We are in this party for our political interests and let it be clear that, if our interests are not taken care of, then there is no point in remaining in the party."

The political upheavals in Mt Kenya evokes memories of the aftermath of the death of Jomo Kenyatta in 1978.

The death of the founding President threw the region into political turmoil after Moi managed to outsmart the Kiambu elites to become President.

During the re-organisation of the region's politics, Matiba emerged with his Ford Asili party, which had split from the original Forum for the Restoration of Democracy (Ford) in May 1992. But Kibaki decided to form the Democratic Party of Kenya, taking advantage of Matiba's absence from Mt Kenya and a fallout with other top leaders in the region.

The 1992 election saw Matiba and Kibaki divide the Mt Kenya votes, with Matiba commanding Murang'a, Kiambu and Nakuru while Kibaki took Nyeri, Laikipia and Nyandarua.

While Matiba emerged as the Leader of Official Opposition in 1992, Ford Asili lost its clout in the Mt Kenya region and by 1997 elections, it was Kibaki who would command the Mt Kenya bloc. The rivalry between the two leaders played into Moi's hands giving him 10 more years at the helm.

Kibaki became President five years later and went on to hand over the Mt Kenya kingpin mantle to Uhuru. Uhuru dominated Mt Kenya politics for 10 years but his decision to back Mr Odinga's presidency in 2022 saw him lose part of that clout.

comulo@ke.nationmedia.com

AT A GLANCE

Upheaval harks back to 1978

The political upheavals in Mt Kenya evokes memories of the aftermath of the death of Jomo Kenyatta in 1978. It threw the region into turmoil after Moi managed to outsmart the Kiambu elites to become President.

We will soldier on without Raila, Kalonzo now declares

BY CECIL ODONGO

Wiper party leader Kalonzo Musyoka said yesterday Azimio will remain intact and soldier on should opposition chief Raila Odinga clinch the position of the African Union Commission chairperson.

Mr Musyoka said there will be no vacuum in the opposition as Mr Odinga, who was the Azimio presidential candidate in the 2022 General Election but lost to President William Ruto, prepares to launch his bid for the African Union top job.

On Thursday last week, Mr Odinga, in the company of former Nigerian President Olusegun Obasanjo, announced his interest in the position. The current AUC chairperson, Moussa Faki of Chad, is serving his second and final term in office.

"Raila will have a higher position and we pray for his success. We are looking at the interests of Kenya and not Kenya Kwanza or Azimio la Umoja because Raila is now above local politics," he said.

"I want to assure you as Azimio la Umoja that we are united. Two days after Raila announced his candidacy, we met and agreed that we must stand firm and defend the rights of Kenyans."

The former vice-president made the remarks while addressing traders at Kenyatta Market in Lang'ata Constituency, Nairobi County after attending a service at Nairobi Baptist Church.

Mr Musyoka said the meeting of Azimio luminaries after Mr Odinga declared his candidacy was a symbol of unity and there should be no fear that opposition politics would disintegrate in the absence of the former Prime Minister. The meeting on Thursday was attended by Mr Musyoka, Narc Kenya leader and Mr Odinga's running mate in the last election Martha Karua and former Meru Governor Peter Munya.

Others were DAP leader Eugene Wamalwa, Roots Party leader George Wajackoya and Jubilee party Secretary-General Jeremiah Kioni, among others.

Wiper party leader Kalonzo Musyoka (left) and Nairobi Senator Edwin Sifuna address members of the public at Kenyatta Market in Nairobi yesterday. BILLY OGADA I NATION

REPUBLIC OF KENYA

THIRTEENTH PARLIAMENT- THIRD SESSION (2024)

THE NATIONAL ASSEMBLY

IN THE MATTER OF ARTICLE 118(1) (b) OF THE CONSTITUTION

AND

IN THE MATTER OF CONSIDERATION BY THE NATIONAL ASSEMBLY OF THE 2024 BUDGET POLICY STATEMENT AND THE 2024 MEDIUM-TERM DEBT MANAGEMENT STRATEGY

INVITATION TO SUBMIT MEMORANDA

WHEREAS, Article 118(1)(b) of the Constitution requires Parliament to facilitate public participation and involvement in the legislative and other business of Parliament and its Committees;

AND WHEREAS, pursuant to section 25(2) and section 33(1) of the Public Finance Management Act, 2012, the Cabinet Secretary for the National Treasury and Economic Planning submitted the **2024 Budget Policy Statement** and the **2024 Medium-Term Debt Management Strategy** to the National Assembly on **Thursday, 15th February 2024** which were referred to the relevant Committees for consideration and reporting to the House;

NOTICE is hereby given that—

(1) The **2024 Budget Policy Statement** articulates the broad strategic priorities and policy goals that will guide the national government and county governments in preparing their budgets for the 2024/25 Financial Year and over the medium-term; and

(2) The **2024 Medium-Term Debt Management Strategy** provides the borrowing strategy for the for the 2024/25 Financial Year and underscores the public debt management objectives that will minimize the costs and risks of the current public debt portfolio.

NOW THEREFORE, in compliance with Article 118(1) (b) of the Constitution, the Clerk of the National Assembly hereby invites the public and stakeholders to submit memoranda on the **2024 Budget Policy Statement** and the **2024 Medium-Term Debt Management Strategy** to the respective Committee listed below—

S/No.	PAPER	COMMITTEE
1.	The 2024 Budget Policy Statement	Budget and Appropriations
2.	The 2024 Medium-Term Debt Management Strategy	Public Debt and Privatization

The Memoranda should clearly indicate the name of the person or organization submitting it and their contact details. The Memoranda should be hand-delivered to the **Office of the Clerk, First Floor, Main Parliament Buildings, Nairobi** or mailed to **cna@parliament.go.ke** to be received **on or before Monday, 26th February 2024 at 5.00 pm.**

The **2024 Budget Policy Statement** and the **2024 Medium Term Debt Management Strategy** are available at the National Assembly Table Office, First Floor, Main Parliament Building and on the Parliament Website (http://www.parliament.go.ke/the-national-assembly/house-business/papers-laid | The Kenyan Parliament Website.)

S. NJOROGE, CBS

CLERK OF THE NATIONAL ASSEMBLY

16th February 2023

"For the Welfare of Society and the Just Government of the People"

Mitchell Cotts

A member of the FCC Group

February 17, 2024

MEDIA STATEMENT

The attention of Mitchell Cotts has been drawn to media articles suggesting that contaminated sugar earlier imported into the country may have been irregularly released to the market from our facilities.

From the onset, we assure and categorically state that no such consignment has been irregularly released to the market nor was there ever any attempt to do so.

As a responsible corporate citizen, we wish to provide the following background details to put this matter into context and provide public assurance:-

1. The cargo referred to in the media reports was imported to Kenya by our client late last year from Port Louis, Mauritius, with the relevant pre-shipment inspection documents ascertaining its quality status. The cargo, comprising **forty-six 20 foot containers** loaded with food-grade bagged sugar, was shipped aboard the container carrier **MSC Eagle F** earmarked for delivery to **Mitchell Cotts CFS** from Mauritius.
2. Unfortunately on **October 9, 2023** the ship suffered engine failure and ran aground as she was entering Kilindini port. This incident was widely covered by the media following the successful efforts by Kenya Ports Authority marine crew to refloat and tow the ship into the port for repairs and cargo recovery.
3. As the nominated Container Freight Station, Mitchell Cotts had, prior to the ship's arrival in Mombasa, processed the relevant container transfer documentation and paid the port charges as per laid down procedures.
4. During the off-loading operations at the port on **12th and 13th October, 2023** it was noted that a number of containers had been affected by water which had seeped into the ship when she ran aground.
5. The importer was duly notified of this matter for the purposes of follow up with the ship's agent and their insurers. In order to determine the extent of the water intrusion on the cargo it was necessary to strip all the 46 containers in a warehouse and separate the bags as appropriate.
6. On **6th December 2023** the Shipper in Mauritius issued a letter of indemnity authorizing the transfer of the containers to Mitchell Cotts CFS for the survey exercise to proceed. The containers were transferred on **20th and 21st December 2023**. On **9th of January 2024, KRA Customs** department gave conditions under which the stripping was to be carried out and **on 11th of January 2024** the exercise was done in the presence of officials from KRA Customs Department, KEBS, SGS, Port Health and the Ship's Agent M/s Ocean Freight East Africa Ltd.
7. Arising out of this exercise the following observations were noted:

a) 33X20FT Containers found in sound condition		*b) 13X20FT Containers found to have water ingress*	
Number of 50kgs bags stripped	11,766	Number of 50kgs bags stripped	5,164
Number of 25kgs bags stripped	7,675	Number of 25kgs bags stripped	2,861
Total number sound bags	19,441	Total number waterlogged bags	8,025

8. Subsequently, a seizure notice was procedurally issued by Port Health Services Department for the **8,025 waterlogged bags from 13 containers.** These were segregated and stored in our warehouses pending destruction which will be done under the supervision of the relevant authorities.
9. The other **19,411 sound bags from 33 containers** are presently also stored in warehouses awaiting the requisite laboratory and quality assurance test results from KEBS prior to release authorization by KRA.

Mitchell Cotts reiterates that no contaminated sugar has been released from its facilities to the local market, as suggested in the media. Engagements with all the Regulatory and Oversight authorities also continue to be maintained as per established and standard procedures and protocols. Mitchell Cotts is committed to and upholds utmost integrity as a fundamental operating value in all its engagements as the leading end-to-end logistics solutions provider.

Signed,

James Rarieya
Director, Operations.

For media clarification, please contact: Alfred Nyaga at Oxygene MCL on email: Alfred.nyaga@oxygene.co.ke

ANNEX 7: TABLED 2024 MEDIUM-TERM DEBT MANAGEMENT STRATEGY

SECRET

REPUBLIC OF KENYA

THE NATIONAL TREASURY AND ECONOMIC PLANNING

PUBLIC DEBT MANAGEMENT OFFICE

2024 Medium-Term Debt Management Strategy

JANUARY 2024

SECRET

SECRET

For comments and clarifications, please contact:

Public Relations Office
The National Treasury and Economic Planning
Treasury Building
P. O. Box 30007-00100
NAIROBI, KENYA

Tel: +254-20-2252-299
Email: ps@treasury.go.ke

The document is also available on the website at: www.treasury.go.ke

Information in this publication may be reproduced without restriction provided that due acknowledgement of the source is made.

© 2024 Medium-Term Debt Management Strategy (MTDS)

SECRET

SECRET

TABLE OF CONTENT

TABLE OF CONTENT ii
LIST OF FIGURES iv
LIST OF TABLES v
FOREWORD vi
ACKNOWLEDGEMENT vii
ABBREVIATION AND ACRONYMS viii
EXECUTIVE SUMMARY x
INTRODUCTION 1
Background to Medium-Term Debt Management Strategy 1
Review of Costs and Risks Characterisitics of Public Debt 3
Review of the implementation of the 2022 MTDS 6
Average terms of new external debt 9
Stock of Public and Publicly Guaranteed Debt 9
Costs and Risks Analysis of the Existing Public Debt Portfolio 10
Debt Sustainability Analysis 14
Kenya's Debt Carrying Capacity 14
External Debt Sustainability Analysis 15
Total Public Debt Sustainability Analysis 16
Macroeconomic Assumptions and Key Risks 18
Baseline Macroeconomic Assumptions 18
Risks to the 2024 BPS baseline macroeconomic assumptions 19
Assessment of Potential Sources of Financing 20
Sources of financing of the fiscal deficit 20
Potential sources to finance the medium-term budget 21
Domestic Sources 21

SECRET

SECRET

External Sources..... 21
Public Debt Risks and Costs Evaluation under Alternative Public Debt Management Strategies 23
Public Debt costs and risks evaluation.....23
Baseline Pricing Assumptions and Description of Shock Scenarios.....24
Description of Alternative Debt Management Options.....25
Cost-Risk Analysis of Alternative Debt Management Options.....26
Baseline projection and alternative options 26
Effect of shocks on the costs and risks characteristics of debt 30
The preferred deficit financing strategy..... 32
Public Debt Management Reforms 33
Domestic debt market reforms.....34
MTDS Implementation, Monitoring and Evaluation..... 36
Domestic and external borrowing Plan.....36
Monitoring and Review of Cost and Risk Indicator Outturn of the Strategy.....36
Dissemination.....37
County Borrowing.....38
ANNEXES 39
ANNEX I: Publication of the Debt Management Strategy.....39
ANNEX II: MTDS Implementation Work Plan.....40

SECRET

SECRET

LIST OF FIGURES

Figure 1: Debt to GDP ratio percent and Total Debt Service as percent of Revenue from 2019-2023 3
Figure 2: Weighted Average Domestic and External Interest rates as at end June 2023 11
Figure 3: Redemption profile as at end June 2023 (Ksh millions) 12
Figure 4: Currency Composition of External Debt, End June 2023 13
Figure 5: Existing share of external debt as at end June 2023 20
Figure 6: Redemption Profiles under Alternative Options (End-FY2026/27) 29
Figure 7: Cost and Risk Characteristics under Alternative Strategies 30

SECRET

SECRET

LIST OF TABLES

Table 1: 2020-2023 MTDS Targets against borrowing outturn (percent)..... 6
Table 2: Gross borrowing for FY 2022/23..... 7
Table 3: Review of costs and risks indicators..... 8
Table 4: Average Terms of New External Debt 9
Table 5: Public and Publicly Guaranteed Debt in the MTDS end-June 2023 4
Table 6: Outstanding Government Guaranteed Debt (End-June 2023)..... 5
Table 7: Cost and risk indicators for existing debt as at end June 2023..... 10
Table 8: Domestic Debt by Maturity Profile, in USD equivalent 12
Table 9: Kenya's debt risk levels and debt carrying capacity 14
Table 10: Applicable Thresholds and Benchmark for Strong and Medium Performance 15
Table 11: Kenya's External Debt Sustainability Analysis..... 16
Table 12: Kenya's Public Debt Sustainability Analysis..... 16
Table 13: Baseline Macroeconomic Assumptions..... 18
Table 14: Costs and risks charateristics table 23
Table 15: Average new borrowing by instrument under alternative strategies (in percent of gross borrowing by end of FY 2026/27)..... 26
Table 16: Composition of Debt Portfolio by Instrument under Alternative Options , (in Percent of Outstanding Portfolio as at End of FY 2026/27) 27
Table 17: Cost and Risk Indicators under Alternative Options 28
Table 18: Template for Monitoring and Evaluation of Cost and Risk Indicators under Alternative Strategies..... 37

SECRET

SECRET

FOREWORD

The Medium-Term Debt Management Strategy (MTDS) is a policy document that guides government borrowing and public debt management in ensuring its sustainability. It is prepared and published annually to guide the government in pursuing the desired structure of the public debt portfolio which reflects its choice on cost and risk trade-offs in the medium-term. Additionally, the strategy reflects on the government's commitment to develop and implement viable strategies designed to maintain public debt at sustainable levels.

The preparation of 2024 MTDS is in accordance with the requirements of Section 33(2) of the Public Finance Management (PFM) Act, 2012 and the guidelines outlined in the public debt and borrowing policy. The strategy is anchored on the Budget Policy Statement (BPS) as provided for in the Public Finance Management. The objective is to reduce the fiscal deficit and public debt vulnerabilities and lower Kenya's high risk of debt distress to moderate in the medium-term.

The 2024 MTDS has been prepared on the background where the economy has been facing major shocks, among them, the geopolitical conflicts that disrupted global trade leading to increased fuel, fertilizer and food prices; the lingering of the post COVID-19 pandemic effects; and a severe drought witnessed in the region and most parts of the country associated with climate change which exerted more strain on the country's resources. The practice of reviewing MTDS on a regular basis demonstrates government's commitment to promote transparency and accountability in public debt management that considers new debt policy direction on emerging economic environment.

In preparing the 2024 MTDS, several financing options were evaluated based on costs and risks underlying various alternative strategies. The most optimal cost-risk trade-off is determined by considering a range of financing alternatives. Key consideration included potential sourcing from domestic and foreign financial market with an objective of minimizing costs and risks.

The strategy recognizes a diversified debt structure and development of the domestic debt market which is necessary to mitigate against exchange rate risks on a country's external debt. In relation to this, the government successfully implemented the DhowCSD system that will broaden the Kenyan market to include retail investors hence mobilizing domestic savings to support development and inclusive growth which is consistent with Vision 2030. Kenya has also made a deliberate effort to consider diversifying sources of external borrowing in the international capital markets targeting instruments such as green and blue bonds, Samurai bonds, Panda bonds, Sukuk bonds among others.

Reducing fiscal deficit is necessary to stem escalation of debt accumulation and maintain debt at sustainable levels. To achieve this, the government is on a fiscal consolidation path consistent with the approved debt anchor which pegs public debt as a percentage of Gross Domestic Product (GDP) in net present value.

NJUGUNA NDUNG'U, EBS
CABINET SECRETARY/THE NATIONAL TREASURY AND ECONOMIC PLANNING

SECRET

SECRET

ACKNOWLEDGEMENT

The Medium-Term Debt Management Strategy (MTDS) is prepared and revised annually to guide public debt management in the medium-term. In-depth consideration and reflection of the costs and risks of public debt amidst the continuous paradigm changes in the global financial markets informed the development of 2024 MTDS. The analysis employed is cognizant to the objectives of Public Debt and Borrowing Policy with an emphasis to minimized costs and risks of the evolving debt portfolio.

The development of the 2024 MTDS involved the use of analytical tools to analyze the existing debt portfolio; debt risks characteristics and potential borrowing alternatives of which an optimal borrowing strategy was determined. The analysis takes into account the macro-economic assumptions underpinned in the 2024 Budget Policy Statement.

The resources mobilized through borrowing shall facilitate the achievement of the government development agenda while minimizing the cost of public debt management. Further, emphasis will be on promoting development and deepening of the domestic debt market institutions and enhance intergenerational equity.

The preparation of the 2024 MTDS was a collaborative effort involving various Departments within the National Treasury and the Central Bank of Kenya. I would like to appreciate the invaluable leadership and guidance provided by the Cabinet Secretary, National Treasury and Economic Planning towards the development of this Strategy. Moreover, I recognize the untiring effort of the Governor Central Bank of Kenya and the Director General, Public Debt Management Office for providing the technical guidance and putting together the core team that worked tirelessly to develop this document while maintaining esteemed professionalism.

The 2024 MTDS and previous years' versions of the Medium-Term Debt Management Strategies are available for reference and information in the National Treasury website: www.treasury.go.ke.

DR. CHRIS K. KIPTOO, CBS
PRINCIPAL SECRETARY, THE NATIONAL TREASURY

SECRET

SECRET

ABBREVIATION AND ACRONYMS

ADF	African Development Fund
AfDB	Africa Development Bank
AiA	Appropriation in Aid
ATM	Average Time to Maturity
ATR	Average Time to Re-fixing
BPS	Budget Policy Statement
BROP	Budget Review and Outlook Paper
CBK	Central Bank of Kenya
CFS	Consolidated Fund Services
CI	Composite Indicator
CMA	Capital Market Authority
COVID-19	Corona Virus Disease
CPIA	Country Policy and Institutional Assessment
CSD	Central Securities Depository
DSA	Debt Sustainability Analysis
FCCL	Fiscal Commitment and Contingent Liabilities
FX	Foreign Exchange
FY	Financial Year
GDP	Gross Domestic Product
GoK	Government of Kenya
IBRD	International Bank for Reconstruction and Development
IDA	International Development Association
IEBC	Independent Electoral and Boundaries Commission
IFAD	International Finance for Agricultural Development
IMF	International Monetary Fund

SECRET

SECRET

ISB	International Sovereign Bond
KenGen	Kenya Electricity Generating Company
KPA	Kenya Ports Authority
KQ	Kenya Airways
Ksh.	Kenya Shillings
MDAs	Ministries, Departments and Agencies
MFAD	Macro and Fiscal Affairs Department
MTDS	Medium-Term Debt Management Strategy
MTEF	Medium-Term Expenditure Framework
MTP III	Medium-Term Plan III
NSE	Nairobi Securities Exchange
OTC	Over the Counter
PDMO	Public Debt Management Office
PFM	Public Finance Management, Act 2012
PPG	Public & Public Guaranteed
PPP	Public Private Partnerships
PV	Present Value
RMD	Resources Mobilization Department
S1	Strategy 1
S2	Strategy 2
S3	Strategy 3
S4	Strategy 4
SDR	Special Drawing Rights
SOEs	State Owned Enterprises
USD	United States Dollar

SECRET

EXECUTIVE SUMMARY

The 2024 Medium-Term Debt Strategy (MTDS) has been prepared as per the requirements of Section 33(2) of the Public Finance Management Act, 2012 that guides borrowing activities of the government over the medium-term. This strategy covers the period 2024/25-2026/27 and it outlines the strategies and initiatives to be implemented, aiming at minimizing costs and risks of debt management.

The strategy was developed in the face of ongoing global uncertainties, which includes high but gradually declining inflationary pressures, an unfavourable outlook for global growth, elevated geopolitical tensions, concerns about the stability of the financial sector in advanced economies and rise in food insecurity as a result of climate change related shocks.

The strategy is aligned to 2024 Budget Policy Statement (BPS) whose aim is to support economic recovery through a growth friendly fiscal consolidation plan aimed at slowing the public debt accumulation without compromising service delivery to citizens.

The government's plan in the fiscal year 2024/25 and over the medium-term is to implement priority economic policies, structural reforms, fiscal consolidation plan and sectoral expenditure programs outlined in the 2024 BPS, through a Bottom-Up approach for a socioeconomic transformation, economic turnaround and inclusive growth. Special focus will be placed on increased employment, more equitable distribution of income, social security while also expanding the tax revenue base, and increased foreign exchange earnings.

The scope of coverage of this strategy is the existing debt portfolio, non-performing guarantees, and the projected fiscal deficits in the 2024 BPS.

Public and publicly guaranteed debt in nominal terms as at end June 2023 was Ksh. 10,278.7 billion (70.8 percent of GDP). This comprises external debt stock of Ksh. 5,446.5 billion and domestic debt stock of Ksh. 4,832.1 billion. Kenya's debt remains sustainable with high risk of debt distress as per the Debt Sustainability Analysis (DSA) report by International Monetary Fund (IMF) as at June, 2023.

The present value of public debt was 68.2 percent of GDP against the approved debt anchor of 55 percent of debt to GDP. The domestic debt was 36.5 percent while external debt was 31.7 percent of GDP in PV terms.

Preparation of the 2024 MTDS to guide borrowing in the medium-term is in line with the PFM Act, 2012. The 2024 optimal strategy seeks to achieve gradual reduction of Treasury bills stock with domestic financing mainly sourced from medium to long-term Treasury bonds. Externally, the strategy focuses more on budget financing through concessional borrowing. In terms of net financing, the option assumes 45 percent domestic and 55 percent external borrowing.

The strategy will meet the government requirements while repaying its debt maturities. The outcomes of the optimal strategy are:

i. It has the least cost of debt in terms of interest payments as a percent of GDP and implied interest rate.

ii. It has least PV of debt to GDP as a resulting outcome of the fiscal consolidation plan.

iii. To minimize refinancing risk by lengthening the total portfolio Average Time to Maturity (ATM) through issuance of medium to long-term bonds and concessional loans with longer maturities.

iv. To minimize interest rate risk in terms of average time to re-fixing.

v. To deepen the domestic bond market through issuance of more medium to long-term instruments as the main source of domestic financing.

Changes in global economic and market conditions may result to deviation from the optimal strategy. Appropriate measures will be taken to align the strategy to policy actions at the time. Implementation of the strategy will be monitored and evaluated closely to factor any changes as they evolve based on market realities and fiscal adjustments.

I. INTRODUCTION

1. Article 225 (1) of the Constitution of Kenya and Section 12 (1) (b) of the Public Finance Management (PFM) Act, 2012 give the National Treasury the mandate to manage the level and composition of national public debt, National Guarantees and other financial obligations of national government within the framework.

2. Section 62 (3) of the PFM Act, 2012 specifies objectives of the Public Debt Management to include: minimization of the cost of debt management and borrowing over the long-term taking account of risks; promote the development of market institutions for Government securities; and ensure the sharing of the benefits and costs of public debt between the current and future generations.

3. Section 63 (c) of the PFM Act, 2012 mandates the PDMO to prepare and update MTDS annually including Debt Sustainability Analysis (DSA). Additionally, Section 64 (2) (a) of the Act, requires the MTDS to be consistent with the Budget Policy Statement (BPS).

4. The National Treasury prepares and publishes the Medium-Term Debt Management Strategy every year, which sets optimal strategy to finance government's medium-term borrowing requirements at the most optimal combination of cost and risk. It links the medium-term fiscal framework of government to the annual borrowing plan to facilitate borrowing at the lowest cost and most prudent degree of risk.

5. The 2024 Medium-Term Debt Management Strategy (MTDS) is prepared in conformity to Section 33(3) of the PFM Act, 2012 and include: a) the total stock of debt as at the date of the statement; b) the category of loans made to the national government; c) the principal risks associated with those loans and guarantees; d) the assumptions underlying the debt management strategy; and e) an analysis of the sustainability of the amount of debt, both actual and potential. It highlights plans reforms to be implemented by the National Treasury and other key market players aimed at deepening the domestic debt markets and reducing costs and risks of borrowing and debt management, develop the domestic debt market and pursuit of intergenerational equity in costs and benefits of public debt.

6. The MTDS aims to minimize costs and risks of the existing domestic and external guaranteed debt and called-up guaranteed debt, projected debt and financing of the fiscal deficit for the period FY2024/25 to FY2026/27.

Background to Medium-Term Debt Management Strategy

7. Kenya's economic performance has remained stable amidst global shocks in relation to Russia-Ukraine conflict, climate-related shocks and rising uncertainties in the global economy due to ongoing geo-political dynamics. In 2023, the economy is expected to grow by 5.5 percent from 5.2 percent in 2022 and is expected to remain stable the medium-term. The steady economic growth is expected to be supported by recovery in the agricultural

sector and resilient service sector including information and communication, financial services and trade.

8. Inflation rate has largely been within the government target of 5±2.5 percent at 6.6 percent in December 2023 from 9.1 percent in December 2022 and this was supported by lower food prices, prudent monetary policy and other government policy interventions. The overall inflation is expected to remain within the target range in the medium-term with the support of muted demand pressures.

9. In 2023, Kenya sovereign rating is at B by both Standard and Poor's (S&P) and Fitch Ratings. Moody's rated Kenya at B3 with a negative outlook. The variations in the credit rating scores were due to the influence of subjectivity and the perceptions on the qualitative analysis. Nevertheless, Kenya's public debt is within sustainable levels. The fiscal consolidation path is aimed at lowering fiscal deficit to curtail growth in the public debt.

10. The total revenue for the FY 2024/25 is estimated at Ksh. 3,435.0 billion, equivalent to 19.1 percent of GDP while total expenditure is projected at Ksh. 4,188.2 billion, equivalent to 23.2 percent of GDP. The deficit is projected at 3.9 percent of the GDP and expected to decline to 3.3 percent in the medium-term.

11. As at end June 2023, the public debt in nominal terms amounted to Ksh. 10,278.7 billion, equivalent to 70.8 percent of GDP. Total external debt was Ksh. 5,446.6 billion, equivalent to 37.5 percent of GDP, whereas domestic debt totalled Ksh. 4,832.1 billion, equivalent to 33.3 percent of GDP.

12. Kenya's public debt remains sustainable but with high risk of debt distress (IMF December 2023). Kenya is ranked a medium performer, in terms of Debt Carrying Capacity, with a Composite Indicator (CI) of 3.01 Implementation of ongoing fiscal consolidation program through domestic revenue mobilization and spending rationalization measures will stem debt accumulation.

13. The next chapters include: reviews of the costs and risks characteristics of public debt; debt sustainability analysis; macroeconomic assumptions and key risks under the 2024 BPS; potential sources of financing; costs and risks of alternative debt management strategies; and the implementation work plan.

SECRET

II. STOCK OF PUBLIC AND PUBLICLY GUARANTEED DEBT

14. As at end June 2023, the stock of public debt was Ksh. 10,278.7 billion, equivalent to USD 73.1 billion in nominal terms of which, domestic debt was Ksh. 4,832.1 billion while external debt was Ksh. 5,446.5 billion **(Table 5).**

15. As at end June 2023, the public debt as a percentage of GDP stood at 70.8 percent while total debt service as a percentage of revenue was 58.8 percent (**Figure 1**).

Figure 1: Debt to GDP ratio percent and Total Debt Service as percent of Revenue from 2019-2023

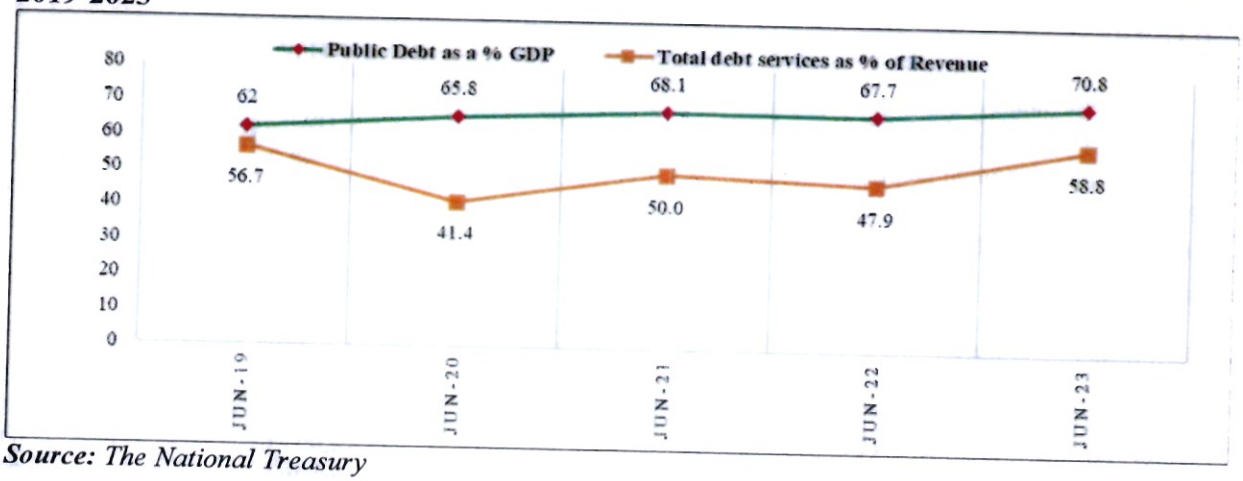

***Source:** The National Treasury*

16. The 2024 MTDS analysis considers a debt stock of Ksh. 10,091.6 billion or USD 71.8 billion excluding Ksh. 187.0 billion of which uncalled guaranteed debts of Ksh.82.0 billion, Government overdraft at CBK of Ksh.76.5 billion, Suppliers credit of Ksh.14.8 billion and Bank advances of Ksh.7.3 billion.

17. External public debt comprise multilateral, bilateral and commercial creditors while the domestic debt comprise Treasury bonds and bills. As a proportion of total external debt, multilateral, commercial debt (including international sovereign bond) and bilateral accounted for 48.7 percent, 26.4 percent and 24.6 percent respectively. **(Figure5.** Treasury bonds accounted for 83.1 percent and Treasury bills accounted for 12.7 percent of total domestic debt. The other domestic debt includes pre-1997 government loan of Ksh.17.8 billion and IMF on-lent loan of Ksh 95.5 billion.

18. As at end June 2023, the stock of domestic debt was Treasury bills Ksh. 614.7 billion, while Treasury bonds with various tenors was Ksh. 4,013.9 billion.

SECRET

SECRET

Table 1: Public and Publicly Guaranteed Debt in the MTDS end-June 2023

	Ksh.(billions)	USD (billions)
A. Domestic Debt (included in MTDS)		
Treasury Bills	614.7	4.4
Treasury Bonds	4,013.9	28.6
IMF SDR Allocation	95.5	0.7
Pre-1997 Government Debt	17.8	0.1
Sub Total	**4,741.9**	**33.7**
B. External debt (included in MTDS)		
IDA/IBRD	1,725.8	12.3
ADF/AfDB	517.9	3.7
Bilateral	1,257.5	8.9
Multilateral	411.2	2.9
Commercial Banks	351.3	2.5
International Sovereign Bond	997.7	7.1
Called -Up Guaranteed Debt	88.2	0.6
Sub Total	**5,349.7**	**38.1**
C. Excluded from MTDS		
Suppliers Credit	14.8	0.1
CBK Overdraft	76.5	0.5
Performing Guarantees	82.0	0.6
Bank advances	13.7	0.1
Sub Total	**187.0**	**1.3**
TOTAL DEBT Included in MTDS (A+B)	**10,091.6**	**71.8**
TOTAL DEBT (A+B+C)	**10,278.7**	**73.1**
Domestic	4,832.1	34.4
External	5,446.6	38.8

Source: *The National Treasury and Central Bank of Kenya*

19. Government guaranteed debt as at end June 2023, to Kenya Power and Lighting Company (KPLC), Kenya Ports Authority (KPA), Kenya Electricity Generation Company (KenGen) and Kenya Airways (KQ) amounted to Ksh. 170.2 billion (**Table2**. The called-up guarantee loan relates to Kenya Airways guaranteed debt of Ksh 88.2 billion.

SECRET

SECRET

Table 2: Outstanding Government Guaranteed Debt (End-June 2023)

Beneficiary Entity	Ksh. (billions)	USD (billions)
Kenya Power and Lighting Company	9.0	0.1
Kenya Ports Authority	50.5	0.4
Kenya Electricity Generation Company	22.4	0.2
Sub-Total Un-Called Guarantees	82.0	0.6
Kenya Airways	88.2	0.6
Sub-Total Called Guarantees	88.2	0.6
Totals Guaranteed debt	**170.2**	**1.2**

Source: *The National Treasury*

SECRET

SECRET

III.REVIEW OF THE COSTS AND RISKS OF KENYA PUBLIC DEBT

Review of the implementation of the 2022 MTDS.

20. The 2022 Medium-Term Debt Management Strategy guided borrowing in the FY 2022/23. The Strategy aimed to reduce the cost of debt by optimizing on concessional borrowing and minimizing commercial borrowing. Additionally, it sought to reduce the refinancing risk by lengthening the maturity profile of public debt and supporting the deepening of domestic market through issuance of medium to long-term debt securities.

21. The external and domestic financing was to account for 25 percent and 75 percent respectively, in gross terms. The composition of gross external financing consisted of concessional and commercial sources at 22 percent and 3 percent respectively, with no borrowing from semi-concessional sources. The stock of Treasury bills was projected to decrease over the medium-term.

22. The 2022 MTDS achieved 22:78 percent external to domestic financing, deviating from the projected 25:75 percent, in gross borrowing terms (Table 3. This was on account of unfavourable global market conditions.

Table 3: 2020-2023 MTDS Targets against borrowing outturn (percent)

Borrowing source		FY2019/20	FY2020/21	FY2021/22	FY2022/23
External	MTDS	38	28	27	25
	Actual	28	19	15	22
	Deviation	**10**	**9**	**12**	**3**
Domestic	MTDS	62	72	73	75
	Actual	72	81	85	78
	Deviation	**-10**	**-9**	**-12**	**-3**

Source: *National Treasury*

23. The total net borrowing to fund the fiscal deficit was Ksh.758.0 billion. This comprises actual net foreign borrowing of Ksh. 310.8 billion against a target of Ksh. 280.7 billion and actual net domestic borrowing of Ksh. 447.2 billion against a target of Ksh. 475.0 billion.

24. As at end June 2023, the actual gross domestic borrowing was Ksh. 1,957.5 billion while gross external borrowing was Ksh. 548.2 billion.

SECRET

SECRET

Table 4: Gross borrowing for FY 2022/23

	2022 MTDS Targets (%)	FY2022-2023 Actual (%)	FY2022-20223 (Ksh. millions)
Gross domestic borrowing	75.0	78.0	1,957,479
Gross external borrowing	25.0	22.0	548,171
o/w Concessional and Semi concessional	22.0	18.0	445,953
Commercial borrowing	3.0	4.0	102,218

Source: *National Treasury*

25. The total actual gross external borrowing was 22.0 percent of the total borrowing against a target of 25.0 percent. This comprises disbursements from multilateral and bilateral sources in form of program loans, project AIA, cash loans and IMF SDR allocation (**Table 4**.

26. The actual gross domestic borrowing was 78.0 percent of the total borrowing compared to 75.0 percent optimal strategy target.

27. The 2022 MTDS aimed at lowering the debt service cost and minimizing the refinancing risk. However, there was an increase in both the debt service cost and the refinancing risk due to appreciation of major currencies against the Kenya shilling and elevated interest rates in the domestic market (**Table 5**).

SECRET

SECRET

Table 5: Review of costs and risks indicators

Risk Indicators		Baseline June 2021	2022 MTDS Targets	Actual End June 2023	Deviation (4-3)	Remark on deviation
Interest costs as % of GDP		4.6	4.3	5.5	+1.2	Increased debt service cost due to increase in interest rates in the international and domestic debt market and accumulation of debt and exchange rate depreciation
Refinancing risk	Debt maturing in 1yr (% of total debt)	14.8	10.1	12.7	+2.6	Increased refinancing risk due to increased issuance of short-term instruments.
	Debt maturing in 1yr (% of GDP)	10.2	6.4	10.0	+3.6	
	ATM External Portfolio (years)	10.8	14.1	9.3	-4.8	
	ATM Domestic Portfolio (years)	6.9	9.1	7.5	-1.6	
	ATM Total Portfolio (years)	9.0	11.5	8.5	-3.0	
Interest rate risk	ATR (years)	8.3	11.3	7.7	-3.6	Marginal increase in interest rate risk indicators
	Debt re-fixing in 1yr (% of total)	25.4	14.1	26.7	+12.6	Worse off due to $2bn maturing in 2024
	Fixed rate debt (% of total)	87.7	95.3	84.5	-10.8	Worse off
Foreign exchange (FX) risk	FX debt as % of total debt	51.3	47.1	51.5	+4.4	Increased foreign exchange rate exposure due to currency depreciation

Source: The National Treasury

28. The interest payment as a share of GDP increased by 1.2 percentage points due to accumulation of debt and increase in interest rates by Central Banks both in the domestic and international capital markets, to contain inflationary pressures.

29. The increase in refinancing risk is reflected by the increase in the proportion of debt maturing in one year as a percentage of total debt from 10.1 percent to 12.7 percent. This indicates an increase in the issuance of short-term instruments. In addition, the Average time to Maturity (ATM) of the total debt portfolio reduced from 11.5 years to 8.5 years.

30. Marginal increase in interest rate risk indicators is echoed by the reduction of Average Time to Re-fixing (ATR) from 11.3 years to 7.7 years. Additionally, the debt re-fixing in 1 year as a percentage of total debt rises to 26.7 percent against a target of 14.1 percent.

SECRET

31. The Kenya shilling depreciating against major currencies exacerbated the foreign exchange risk. Foreign debt as a percentage of total debt increased to 51.5 percent from 47.1 percent (**Table 5**).

Average terms of new external debt

32. Global markets rates have tightened from the hardening borrowing terms. The worsening market conditions due to global and geopolitical economic shocks including monetary policy tightening in major economies and uncertainties related to war. The new external debts average maturity reduced to 15.7 years as at end June 2023 from 25.9 years in June 2022. The weighted average interest rate increased to 3.2 percent from 0.8 percent in June 2022. However, the grace period increased to 4.8 years from 4.2 years during the same period **(Table 6).**

Table 6: Average Terms of New External Debt

Terms	2016	2017	2018	2019	2020	2021	2022	2023
Average Maturity (years)	20.3	17.6	20.8	15.3	26.1	23.3	25.9	15.7
Grace Period (years)	6.2	4.5	10.3	5.6	7.4	7.4	4.2	4.8
Average Interest Rate (%)	2.6	2.6	3.9	3.9	0.5	2.1	0.8	3.2

Source: *The National Treasury*

IV. COSTS AND RISKS ANALYSIS OF THE EXISTING PUBLIC DEBT PORTFOLIO

33. This section highlights the costs and risks characteristics of the existing public debt portfolio as at end June 2023.

34. Nominal debt as a percentage of GDP increased to 70.8 percent in June 2023 from 67 percent in December 2022 due to depreciation of Kenya shilling against major currencies and new borrowing to finance fiscal deficit while the present value of public debt to GDP increased to 68.2 percent from 60.0 percent in the same period. **(Table 7).**

Table 7: Cost and risk indicators for existing debt as at end June 2023

Risk Indicators		Dec-22			Jun-23		
		External debt	Domestic debt	Total debt	External debt	Domestic debt	Total debt
Nominal debt as percentage of GDP		34.4	32.6	67.0	37.5	33.3	70.8
PV as percentage of GDP		26.8	33.2	60.0	31.7	36.5	68.2
Cost of debt	Interest payment as percentage of GDP	1.4	3.9	5.3	1.7	3.8	5.5
	Weighted Av. IR (percentage)	3.9	11.4	7.6	4.5	11.4	7.7
Refinancing risk	ATM (years)	9.8	7.8	8.8	9.3	7.5	8.5
	Debt maturing in 1yr (percentage of total)	5.1	18.7	11.7	9.7	16.8	12.7
	Debt maturing in 1yr (percentage of GDP)	1.9	6.5	8.4	4.4	5.6	10.0
Interest rate risk	ATR (years)	8.4	7.8	8.1	7.7	7.5	7.7
	Debt re-fixing in 1yr (percentage of total)	27.0	18.7	23.0	33.9	16.8	26.7
	Fixed rate debt incl T-bills (percentage of total)	75.3	100.0	87.2	73.2	100.0	84.5
	T-bills (percentage of total)	0.0	15.3	7.4	0.0	13.0	5.5
FX risk	FX debt (percentage of total debt)			49.0			51.5
	ST FX debt (percentage of reserves)			23.9			55.1

Source: *The National Treasury*

35. The total interest payments as a share of GDP increased to 5.5 percent as at end June 2023 from 5.3 percent as at end December 2022. External interest payments as a share of GDP increased to 1.7 percent as at end June 2023 from 1.4 percent as at end December 2022 while domestic interest payments as a percentage of GDP decreased to 3.8 percent from 3.9 percent during the same period. This increase is explained by increased interest rates in the domestic market and depreciation of Kenya shillings against major currencies.

36. The main refinancing risk indicators are: debt maturing in one year as a percentage of total public debt; and Average Time to Maturity (ATM). As at end June 2023, the ATM of

SECRET

external and domestic debt portfolio reduced to 9.3 years and 7.5 years as at end June 2023 from 9.8 years and 7.8 years as at end December 2022 respectively. This was due to investors' preference for short-term debt instruments.

37. Overall, the average time to maturity of the existing public debt portfolio (external and domestic debt) reduced from 8.8 years as at end December 2022 to 8.5 years as at end June 2023.

38. Domestic debt maturing in one year as a percentage of total debt decreased to 16.8 percent in June 2023 from 18.7 percent in December 2022. External debt maturing in one year as percentage of the total debt increased to 9.7 percent from 5.1 percent as at end June 2023, due to large bullet maturity of USD 2 billion maturing in June 2024.

39. The Average Time to Re-fixing (ATR) of total public debt (external and domestic) reduced from 8.1 years in December 2022 to 7.7 years in June 2023. The Weighted Average Interest Rate (WAIR) for external debt increased from 3.9 percent to 4.5 percent while domestic debt remained same during the same period (**Figure 2**). In a volatile interest rate environment, a shorter ATR is risky because interest rates may change to a higher rate in a short time resulting into higher debt service costs.

Figure 2: Weighted Average Domestic and External Interest rates as at end June 2023

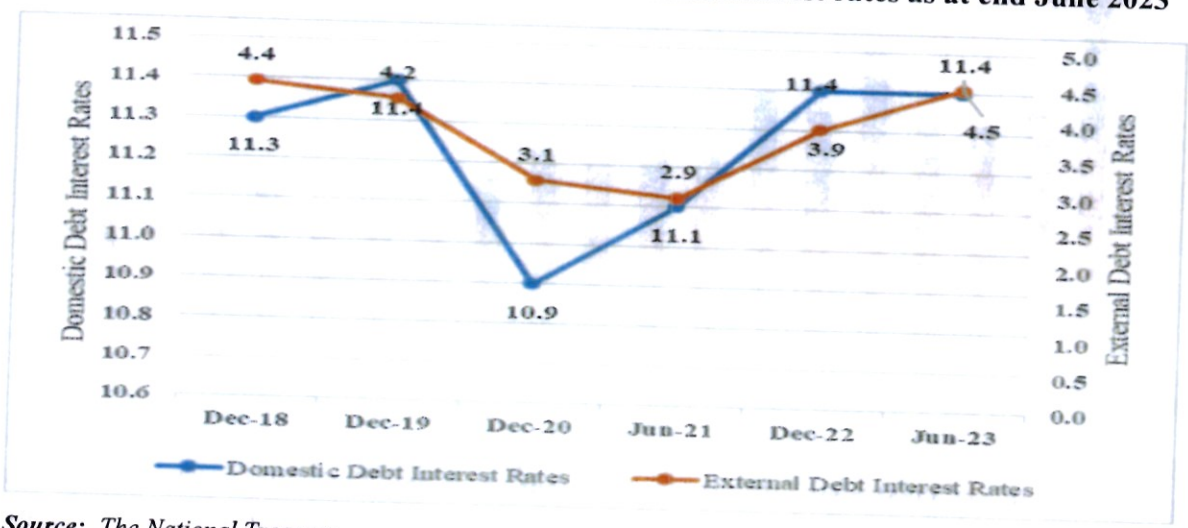

Source: *The National Treasury*

40. The maturity structure of domestic debt improved as at end June 2023. The proportion of instruments with less than one year to maturity reduced to 16.7 percent as at end June 2023 from 19.5 percent as at end December 2022. Further, instruments with the remaining years to maturity between 2-3 years, 4-5 years and 6-10 years increased by 5.2 percentage points, 7.3 percentage points and 4.3 percentage points respectively. However, the proportion of instruments with longer than 11 years to maturity as at end June 2023 reduced by 14 percentage points from 40.9 percent as at end December 2022 to 26.9 percent as at end June 2023. This was attributed to the investor's preference to short-term instruments (**Table 8**).

SECRET

SECRET

Table 8: Domestic Debt by Maturity Profile, in USD equivalent

Remaining Maturity in Years	End Dec 2022 In million USD	As Percent of Total	End June 2023 In million USD	As Percent of Total
Less than one year	6,963	19.5	5,645	16.7
2 to 3 years	3,598	10.1	5,143	15.3
4 to 5 years	3,119	8.7	5,407	16.0
6 to 10 years	7,401	20.8	8,465	25.1
Above 11 years	14,587	40.9	9,085	26.9
Total	35,668	100	33,745	100.0

Source: *The National Treasury*

41. Debts maturing in 2024 and 2028 are relatively elevated due to bullet maturing government securities and the International Sovereign Bond (ISB). (**Figure 3**)

Figure 3: Redemption profile as at end June 2023 (Ksh millions)

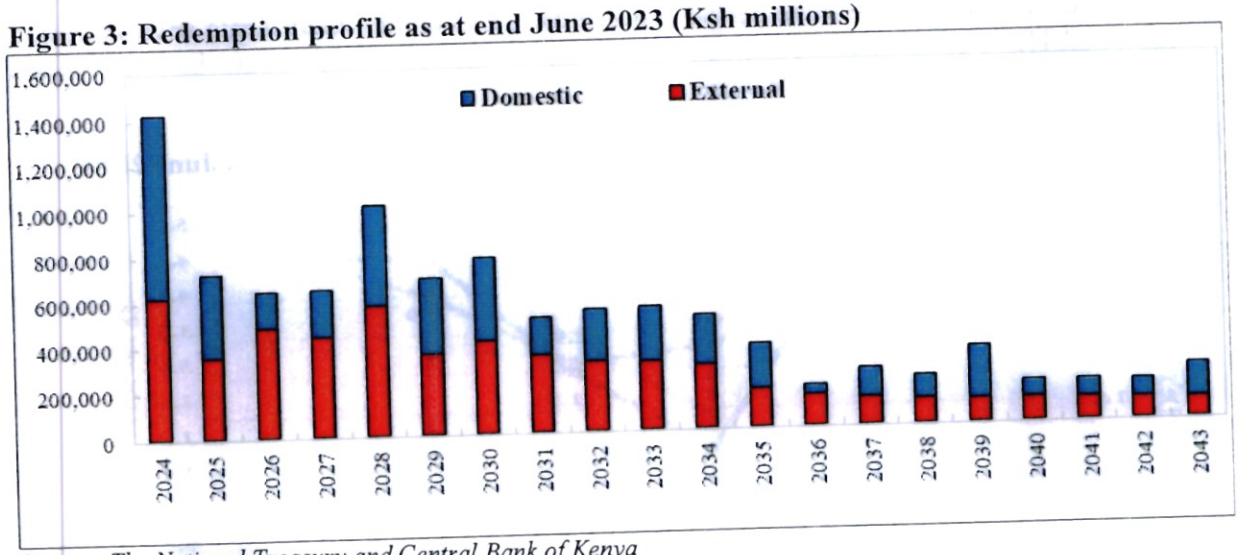

Source: *The National Treasury and Central Bank of Kenya*

42. Foreign currency denominated debt as a percentage of the total debt increased from 49.0 percent as at end December 2022 to 51.5 percent as at end June 2023. The increase is attributed to net new external borrowing to finance expenditure requirements in FY 2022/23 and appreciation of major foreign currencies against the Kenya shilling.

43. Short-term foreign debt as a percentage of reserves increased from 23.9 percent to 55.1 percent in the same period. The share of major foreign currency denominated debt as at end June 2023 is as shown in Figure 4.

SECRET

SECRET

Figure 4: Currency Composition of External Debt, End June 2023

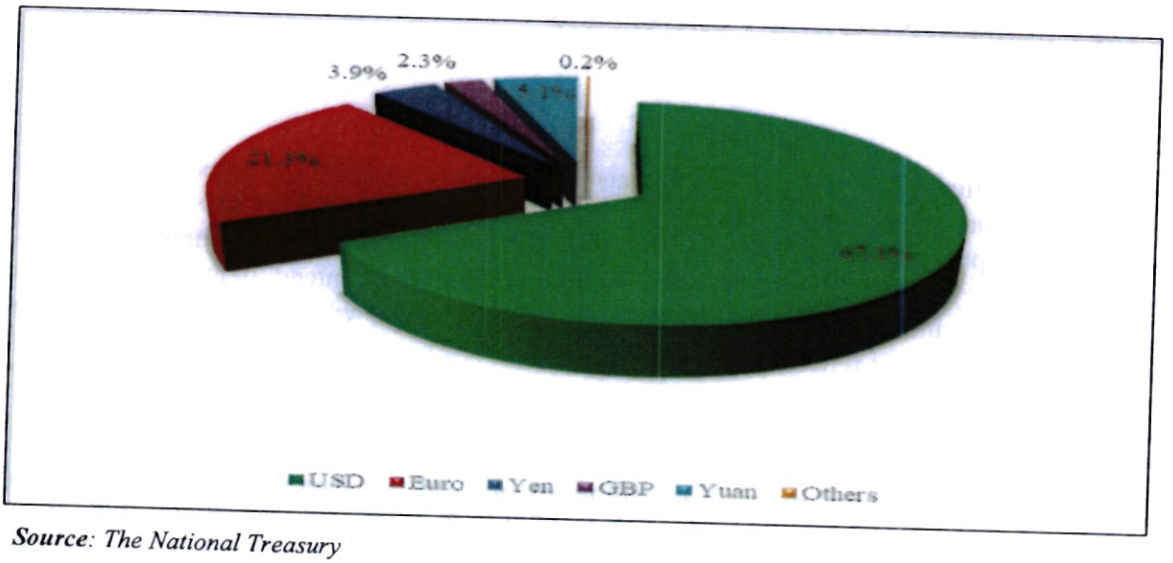

***Source**: The National Treasury*

SECRET

SECRET

V. DEBT SUSTAINABILITY ANALYSIS

Introduction

44. Debt Sustainability Analysis (DSA) conducted in December 2023 indicates that Kenya's public debt remains sustainable but with a high risk of debt distress. The scope of the analysis covers public debt from central government, Central Bank of Kenya debt contracted on behalf of the Government, and National Government guaranteed debt. The analysis excludes non-guaranteed debt of the public sector and arrears, which are disclosed in the annual debt management report.

Kenya's Debt Carrying Capacity

45. Kenya is assessed as a medium performer in terms of Debt Carrying Capacity (DCC), with an estimated Composite Indicator (CI) of 2.98 (**Table 9**). The CI captures the impact of various factors through a weighted average of an institutional indicator (measured by the World Bank's Country Policy and Institutional Assessment (CPIA)), real GDP growth, remittances, international reserves, and global growth.

46. The December 2023 DSA CI score was marginally higher than the June 2023 DSA CI score and this was due to stronger projected path of import coverage of reserves. The applicable thresholds for the Public and Publicly Guaranteed (PPG) external and total public debt benchmark for a medium performer are shown on **Table 10**.

47. As shown in **Table 9**, Kenya's debt carrying capacity has remained medium since March 2021, a downward revision from Strong, largely reflecting the impact of COVID-19 crisis on the global and domestic economies. The downgrade from Strong to Medium performer resulted to lower debt sustainability thresholds for external debt and benchmarks for total public debt. The rating also moved to high risk of debt distress in 2020 from moderate risk in 2019, reflecting the impact of the global COVID-19 crisis which exacerbated existing vulnerabilities (**Table 9 and Table 10**).

Table 9: Kenya's debt risk levels and debt carrying capacity

	2017	2018	2019	May-20	Mar-21	Dec-21	Dec-22	Jun-23	Dec-23
Debt Carrying Capacity	*Strong*	*Strong*	*Strong*	*Strong*	*Medium*	*Medium*	*Medium*	*Medium*	*Medium*
Composite Index (CI)				*3.12*	*3.01*	*3.04*	*3.02*	*2.98*	*3.01*
Risk of Debt Distress	*Low*	*Moderate*	*Moderate*	*High*	*High*	*High*	*High*	*High*	*High*

Source: *The National Treasury & IMF country reports, IMF 2023*

SECRET

SECRET

Table 10: Applicable Thresholds and Benchmark for Strong and Medium Performance

	Debt Burden Indicators	Strong DCC	Medium DCC
External Debt Thresholds	PV of debt in % of Exports	240	**180**
	PV of debt in % of GDP	55	**40**
	Debt service in % of Exports	21	**15**
	Debt service in % of Revenue	23	**18**
Total Public Debt Benchmark	PV of total public debt in % of GDP	70	**55**

Source: *Guidance Note on Bank-Fund Debt Sustainability Framework for Low Income Countries*

External Debt Sustainability Analysis

48. External DSA indicate that the Present Value (PV) of PPG external debt-to GDP ratio remains below the 40 percent indicative threshold throughout the projection period. This solvency indicator is projected to decline from 31.7 percent in 2023 to about 28.3 percent in 2028, reflecting the impact fiscal consolidation and a borrowing mix biased towards concessional borrowing (**Table 11**).

49. However, external debt indicators in terms of exports and revenues exceed their respective thresholds under the current trend (baseline), resulting to a mechanical high-risk signal (**Table 11**). The PV of PPG external debt-to-exports (solvency indicator) remains above the threshold (180 percent) through 2029, with the ratio expected to decline gradually as the exports recover.

50. Debt service-to-exports (liquidity indicator) exceeds its threshold (15 percent) in the medium-term on account of Eurobond repayments in 2024 and 2028, and rollover of external bank loans (in 2025-26). Additionally, the anticipated rollovers of maturing commercial financing will cause the PPG debt service-to-revenue ratio (liquidity indicator) to exceed its threshold (18 percent).

51. The breaches in the debt thresholds in terms of exports indicate increased vulnerability of public debt to export and financing shocks. This underscores the importance of broadening the export base given the volatility in export commodity prices as well as continuation of the recent practice of contracting loans with amortizing repayment terms and lengthening of the maturity profile of domestic debt through issuance of longer dated bonds.

SECRET

SECRET

Table 11: Kenya's External Debt Sustainability Analysis

Indicators	*Thresholds*	*2022*	*2023*	*2024*	*2025*	*2026*	*2027*	*2028*	*2033*
		Actual		Projection					
PV of PPG external debt-to-GDP ratio	40	29.0	31.7	35.8	33.8	31.8	29.9	28.3	23.3
PV of PPG external debt-to-exports ratio	180	238.2	256.9	240.3	224.0	209.9	194.3	182.1	137.9
PPG debt service-to-exports ratio	15	21.5	24.9	36.0	25.1	24.9	21.1	23.3	15.5
PPG debt service-to-revenue ratio	18	15.3	17.3	28.5	19.8	19.6	16.9	18.8	13.6

Source: The National Treasury & IMF country report

Total Public Debt Sustainability Analysis

52. PV of debt to GDP ratio is projected to remain above the 55 percent benchmark until 2029, resulting in a high-risk signal (Table 12). The PV of public debt-to-GDP ratio is projected to decline steadily reflecting the impact of fiscal consolidation. To improve the ratio, the Government is implementing a multi-year growth-friendly fiscal consolidation program supported by measures to enhance revenue collection and curtail overall spending while safeguarding priority high-impact social and investment expenditure.

Table 12: Kenya's Public Debt Sustainability Analysis

Indicators	Benchmark	2022	2023	2024	2025	2026	2027	2028	2033
		Actual		Projection					
PV of debt–to-GDP ratio	**55**	**63.9**	**68.2**	**67.2**	**64.0**	**61.4**	**59.1**	56.9	48.1
PV of public debt-to-revenue and grants ratio	n/a	370.3	380.3	352.0	330.1	315.1	303.5	292.2	247.3
Debt service-to-revenue and grants ratio	n/a	56.0	55.2	68.9	58.0	55.5	50.5	50.9	43.6

Source: The National Treasury & IMF country report

53. Kenya's debt burden indicators are projected to improve in the medium-term, supported by the ongoing fiscal consolidation program that is expected to reverse the primary balance

SECRET

SECRET

from a deficit to a surplus, in the context of continued strengthening of global and domestic economic activity and robust exports receipts.

54. The Government will continue to optimize use of concessional funding, lengthen the maturity profile of public debt through issuance of medium to long dated bonds, and deepen domestic debt market to reduce cost of public debt and borrowing. Additionally, a steady and strong inflow of remittances and a favourable outlook for exports will play a major role in supporting external debt sustainability. The newly rolled out Central Securities Depository system (DhowCSD) is expected to bolster implementation of market development initiatives by improving the process in government securities auction and settlement, broadening investor base, improving liquidity, and reducing segmentation in the interbank market.

55. Additionally, although Kenya's public debt continues to be sustainable, annual borrowing limits (fiscal deficits) must be reduced to limit the rate of accumulation of public debt.

SECRET

SECRET

VI. MACROECONOMIC ASSUMPTIONS AND KEY RISKS

Baseline Macroeconomic Assumptions

56. The macroeconomic assumptions outlined in the 2024 Budget Policy Statement (BPS) (**Table 13**) are the integrated into the 2024 MTDS assumptions.

57. Economic growth in the FY 2024/25 is projected at 5.5 percent. This growth will be supported by implementation of priority programmes outlined in the Bottom-Up Economic and Transformational Agenda (BETA) and the fourth Medium-Term Plan of Vision 2030.

58. Over the medium-term, growth is projected to remain above 5.5 percent supported by inclusive growth through increased employment, more equitable distribution of income, enhanced social security and expansion of the tax revenue base.

Table 13: Baseline Macroeconomic Assumptions

	Unit	2021/22	2022/23	2023/24	2024/25	2025/26	2026/27	2027/28
		Pre-Act.	Projection					
Real GDP	Percent	6.2	5.2	5.5	5.5	5.5	5.5	5.6
GDP Deflator	Percent	5.2	6.6	6.7	5.5	5.7	5.7	5.6
Inflation	Percent	6.9	7.7	6.3	5.0	5.0	5.0	5.0
Revenue	Percent of GDP	17.3	16.5	19.0	19.1	19.2	19.7	20.2
Expenditure	Percent of GDP	23.8	22.6	24.2	23.2	22.8	23.3	23.7
Overall Fiscal Balance	Percent of GDP	(6.3)	(5.6)	(4.9)	(3.9)	(3.3)	(3.3)	(3.1)
Primary Budget Balance	Percent of GDP	(1.6)	(0.8)	0.7	1.7	1.8	1.5	1.3
Revenue	Ksh. Billion	2,199.8	2,360.5	3070.6	3,435.0	3,833.1	4,376.5	4,978.4
Expenditure	Ksh. Billion	3,027.8	3,221.0	3,902.9	4,188.2	4,553.0	5,170.0	5,823.1
Overall Fiscal Balance	Ksh. Billion	(747.8)	(770.3)	(785.0)	(703.9)	(666.7)	(724.9)	(771.0)
Primary Budget Balance	Ksh. Billion	(207.2)	(83.0)	104.9	304.8	359.1	325.7	318.1
GDP (Current Prices)	Ksh. Billion	12,698.0	14,274.4	16,131.5	18,015.2	20,002.3	22,180.5	24,594.5

Source: The National Treasury

Inflation

59. Inflation as at end June 2023, inflation increased above the government target range of 5 ± 2.5 percent. The overall inflation returned to target band from July 2023 declining to 6.9 percent in October 2023, and is expected to remain within the target supported by lower food prices, prudent monetary policy and other government policy interventions.

SECRET

SECRET

Revenue and deficits

60. The government will continue implementing growth responsive fiscal consolidation through broadening of tax revenue base and rationalization of expenditures in order to reduce the fiscal deficits. To this end, the fiscal deficit is projected to decline to 3.9 per cent of GDP in the FY 2024/25 and further to 3.1 percent of GDP over the medium-term.

61. The 2024 MTDS's alternative debt management strategies are aligned to the 2024 BPS's policy objectives.

Risks to the 2024 BPS baseline macroeconomic assumptions

62. Kenya's debt sustainability is vulnerable to exogenous shocks e.g. export, revenue patterns, climate related shocks and exchange rate movements. To reduce debt vulnerabilities, the government is committed to finance capital investments using concessional borrowing and to deepen domestic market through setting up of an OTC exchange among other strategies. Additionally, a steady inflow of remittances and a favourable outlook for exports will play a major role in supporting external debt sustainability.

63. Performance of the economy and government revenues has a direct impact on debt sustainability. A slowdown in the growth of the economy may elevate debt indicators.

64. Inflation induced high interest rates in both domestic and international markets thus increasing the cost of borrowing. Continued pattern may pose a challenge to government's financing of the FY2024/25 Budget and performing liability management operations on its debt portfolio as well as increasing its debt service costs. Government will continue to monitor market conditions with the view of taking appropriate actions when the conditions are favourable. Additionally, the government will continue to implement reforms to strengthen the domestic debt market to cushion against the downside risks emanating from international capital markets.

65. Investor preference for short-term instruments has resulted in increased refinancing risk through accumulation of more short-term debt.

66. The continued appreciation of major currencies against the Kenya shilling may increase the cost of debt service as over 50 percent of the total debt portfolio is in foreign currencies.

67. Materialization of fiscal risks especially from contingent liabilities arising from State-Owned Enterprises (SOEs) debts and Public Private Partnership (PPPs) projects remain a key risk to the budget. Continuous monitoring of these exposures is important to mitigate against any risks before they materialize.

68. The PDMO will continue to monitor evolving public debt risk profile and advice the National Treasury on appropriate remedial interventions.

SECRET

SECRET

VII. ASSESSMENT OF POTENTIAL SOURCES OF FINANCING

Sources of financing of the fiscal deficit

69. Borrowing from domestic and external markets remains the main source of funding budget deficits.

70. External borrowing mainly through loans from multilateral, bilateral and commercial lenders as well as bond issuances while domestic borrowing will be through Treasury bills refinancing and bonds issuance.

71. The Government will issue benchmark Treasury instruments (with tenors of 2, 5, 10, 15, 20 and 25 years), retail bonds and infrastructure bonds. However, off-benchmark bonds may be issued depending on the prevailing market conditions mainly through reopening of existing series. Treasury bills will be used for cash management purposes.

72. Non-bank institutions (pension funds, insurance firms, parastatals and retail investors) and commercial banks remain the major investors as they held 52.5 percent and 47.5 percent of the outstanding Treasury Bills and bonds as at end June 2023 respectively.

73. Multilateral, bilateral and commercial (including International Sovereign Bond, ISB) share in external debt was 50.5 percent, 23.8 percent and 25.4 percent respectively. Suppliers Credit accounted for 0.3 percent (**Figure 5**).

74. The main multilateral lenders comprise of International Development Association (IDA), International Bank for Reconstruction and Development (IBRD), African Development Bank (ADB), African Development Fund (ADF) and International Monetary Fund (IMF) while dominant bilateral lenders included China, France and Japan as at end June 2023.

Figure 5: Existing share of external debt as at end June 2023

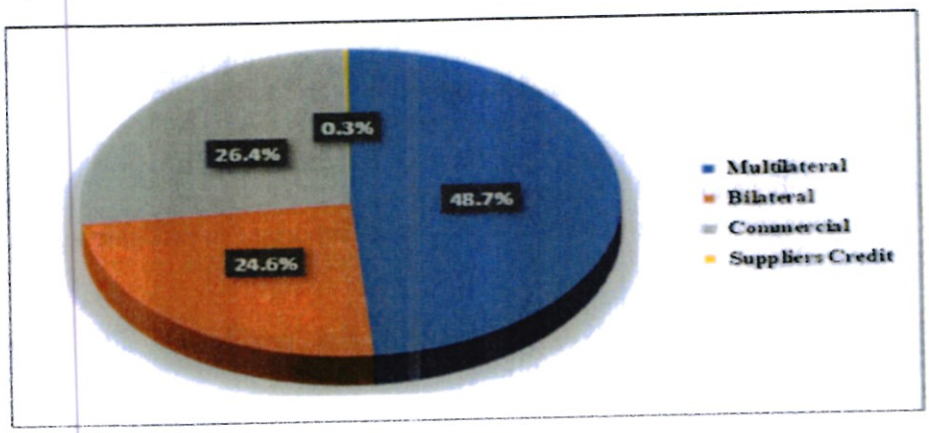

Source: *The National Treasury*

SECRET

SECRET

Potential sources to finance the medium-term budget

i. Domestic Sources

75. Over the years, the PDMO has successfully mobilized domestic debt as it contributed 59.7 percent of net new funding requirement in the FY 2022/23 through issuance of government securities.

76. To supplement traditional sources of funding, the PDMO will explore alternative funding sources including issuance of a Kenya shilling syndicated debt, foreign currency denominated domestic bond, and private placement for both local and external markets, among others.

77. The newly launched DhowCSD, which is a versatile market infrastructure, will improve monetary policy implementation and transmission and enhance operational efficiency in the domestic debt market. This will further promote capital market growth and deepen financial market through expanded digital access for broader financial inclusion, positioning Kenya as the preferred financial hub in the region. Additionally, the government will leverage on the DhowCSD to promote a national savings culture and to democratize access to government securities through re-engineering issuance of the retail bonds.

78. The PDMO will continue to spearhead key reforms to deepen the domestic debt market and diversify the investor base. To enhance the growth of the non-bank financial institutions such as pension, insurance and mutual funds, the PDMO will consider expanding the volumes and initiate new financial products such as post-retirement medical funds and contributory pension schemes.

ii. External Sources

79. External sources remain a key source of financing the fiscal deficit as it contributed 40.3 percent of net new funding requirement in the FY 2022/23.

80. Global shocks as a result of supply chain disruptions, monetary policy tightening in the USA and European countries, continue to have impact on Kenya's medium-term prospects negatively. Spikes in oil and commodity prices are exerting pressure on inflation and the exchange rate leading to increased cost of external finance.

81. The PDMO will continue to source concessional financing for development expenditure from multilateral financial institutions and bilateral lenders.

82. The PDMO may also explore the issuance of green, sustainability-linked, and blue bonds to finance climate related or environmental sustainability projects. Additionally, the PDMO may explore the possibility of issuing a Panda and Samurai Bonds as part of instrument diversification.

SECRET

SECRET

83. A shift in the international financing landscape has created new challenges and opportunities and options for developing countries. Kenya will focus on leveraging the involvement of the private sector in infrastructure financing such as public-private partnership.

84. Other emerging funding sources such as debt swaps especially debt for nature swaps and debt for food security swaps are under consideration between the government of Kenya and the United Nations Development Partners to fund the budget deficit for FY 2024/2025.

85. The Government will endeavour to maintain its presence in the international financial markets through refinancing the existing commercial maturities and mobilizing resources for budget support.

SECRET

VIII.PUBLIC DEBT RISKS AND COSTS EVALUATION UNDER ALTERNATIVE PUBLIC DEBT MANAGEMENT STRATEGIES

Public Debt costs and risks evaluation

86. In order to manage costs and risks associated with public debt, an evaluation of the risks and costs under various alternative debt management options has been undertaken to inform the optimal strategies. The results of the evaluation are used to populate the matrix of risks and costs of public debt, (**Table 14**), to help identify the optimal public debt management and deficit financing strategies that provide the best projection of costs minimization and risks optimization against the current indicators.

Table 14: Costs and risks charateristics matrix

Risk Indicators		June 2023	As at end 2027			
		Current	S1	S2	S3	S4
Nominal debt as percent of GDP		70.8				
Present value debt as percent of GDP		68.2				
Interest payment as percent of GDP		5.5				
Implied interest rate (percent)		7.7				
Refinancing risk	Debt maturing in 1yr (percent of total)	12.7				
	Debt maturing in 1yr (% of GDP)	10.0				
	ATM External Portfolio (years)	9.3				
	ATM Domestic Portfolio (years)	7.5				
	ATM Total Portfolio (years)	8.5				
Interest rate risk	ATR (years)	7.7				
	Debt re-fixing in 1yr (percent of total)	26.7				
	Fixed rate debt including T-bills (percent of total)	84.5				
	T-bills (percent of total)	5.5				
FX risk	FX debt as % of total	51.5				
	ST FX debt as % of reserves	55.1				

Source: *National Treasury*

Baseline Pricing Assumptions and Description of Shock Scenarios

87. The pricing assumptions under the baseline scenario for interest rates and the exchange rates are as follows:

i. ADF loans are priced at an average fixed rate of 0.75 percent, with a 40-year tenor and up-to 10-year grace period.

ii. IDA/IFAD loans are priced at an average fixed rate of 1.75 percent, with a 35-year tenor and up-to 8-year grace period.

iii. Other concessional loans are priced at an average fixed rate of 1.17 percent, with a 28-year tenor and up-to 7-year grace period.

iv. Semi-concessional loans are assumed to be contracted at a fixed interest rate of approximately 2.3 percent and a maturity of 23 years including a grace period of up to 5 years.

v. Commercial borrowings and Export Credit Agencies financing with floating rates are contracted at a reference rate plus a margin.

vi. The pricing of Kenya's International Sovereign debt is based on the average of prevailing Sovereign Bond yields for October 2022 to October 2023.

vii. Pricing on the domestic debt instruments is based on the prevailing market yield curve during the month of October 2023.

88. The outlook on the baseline interest rates and exchange rates is based on the following considerations;

i. The exchange rate (Ksh/USD) is assumed to depreciate annually at an average of 3.1 percent.

ii. The fixed interest rates of market-based instruments in the international capital markets were based on the average of prevailing Sovereign Bond yields for October 2022 to October 2023. The domestic market yields were based on the average of FY 2022/23

iii. The interest rates for fixed rate loans are assumed to remain priced as per the existing portfolio.

89. Three risk scenarios are evaluated as follows:

i. The risk scenario for interest rates assumes moderate interest rate shock of 2.5 percent over the baseline projections and a stand-alone extreme shock of 5 percent which remains constant thereafter.

ii. The risk scenario for exchange rate assumes a stand-alone extreme shock of 25 percent in 2024 which was applied on the baseline exchange rate projections.

iii. The combined exchange rate and interest rate risk shock scenario assumes an increase in interest rate by a moderate shock of 2.5 percent combined with a 12.5 percent exchange rate depreciation in 2024.

SECRET

Description of Alternative Debt Management Options

90. The preparation of the 2024 MTDS considered four alternative financing strategies to fund the fiscal deficits for the FY2024/2025 and the medium-term borrowing.

91. The domestic financing sources include a combination of Treasury bills and bonds while external financing alternative sources include a mix of concessional, semi-concessional, commercial loans and international debt securities.

i. **Strategy 1 (S1) – The Medium-Term debt management strategy is maximizing use of concessional external funding and deepening domestic debt market to reduce costs of Kenya's public debt:** This strategy will be optimized by a gross external borrowing of 28 percent and gross domestic borrowing of 72 percent. The composition of gross external financing consists of concessional, semi-concessional and commercial sources at 13 percent, 3 percent and 12 percent respectively. The net domestic borrowing is 60 percent while net external borrowing is 40 percent. Domestic borrowing is through issuance of Treasury bonds while maintaining the stock of Treasury bills to continue mitigating refinancing risk. From external sources, the strategy aims to maximise concessional funding while minimising commercial borrowing to reduce the cost of debt.

ii. **Strategy 2 (S2) – Increased External Commercial Borrowing and Reduction of Treasury bills Stock:** This strategy would maximize external commercial borrowing and reduce refinancing risk in the domestic debt portfolio. The option involves issuing medium to long-term Treasury bonds. In terms of net financing, the strategy assumes 63 percent domestic and 37 percent external financing. In gross borrowing terms, external and domestic financing accounts for 30 percent and 70 percent, respectively. Gross external financing would be composed of 9 percent concessional, 3 percent semi-concessional and 18 percent commercial borrowing.

iii. **Strategy 3 (S3) – Maintaining the Stock of Treasury bills and Increasing External Commercial Borrowing:** The strategy envisages 50 percent each from net domestic and net external borrowing. The strategy aims at maintaining the stock of Treasury bills and issuing medium to long-term Treasury bonds while maximizing on external commercial borrowing. In gross borrowing terms, external and domestic financing accounts for 35 percent and 65 percent, respectively. Gross external financing would be composed of 11 percent concessional, 3 percent semi-concessional and 21 percent commercial borrowing.

iv. **Strategy 4 (S4) – Maximizing on External Concessional Borrowing and Reducing Refinancing Risk:** The strategy seeks to achieve gradual reduction of Treasury bills stock with domestic financing mainly sourced from medium to long-term Treasury bonds. Externally, the strategy focuses more on budget financing through concessional borrowing. In terms of net financing, the option assumes 45 percent domestic and 55 percent external borrowing. In gross borrowing terms, external and domestic financing accounts for 37 percent and 63 percent, respectively. Gross external financing would be

SECRET

SECRET

composed of 16 percent concessional, 6 percent semi-concessional and 15 percent commercial borrowing.

Cost-Risk Analysis of Alternative Debt Management Options

92. The cost and risk indicators generated by the MTDS Analytical Tool (MTDS AT) under each of the four alternative funding strategies provides the output of the evolution of the debt costs and risks characteristics in the medium-term. The Tool also provides the projected characteristics of the debt portfolio under standard shock scenarios. In addition, the MTDS AT provides projected stock and cash flow of the debt profile.

i. Baseline projection and alternative options

93. The average gross borrowing in each alternative strategy during the period ending FY 2025/26 is presented in **Table 15**.

Table 15: Average new borrowing by instrument under alternative strategies (in percent of gross borrowing by end of FY 2026/27)

New debt in % of Total Gross Borrowing	S1	S2	S3	S4
ADF	1	0	1	1
IDA/IFAD	6	4	5	8
Concessional	6	5	5	7
Semi-Concessional	3	3	3	6
Commercial/International Sovereign Bond	12	18	21	15
Treasury bills	28	26	28	26
Treasury bonds 2-3 Years	6	2	2	1
Treasury bonds 4-7 Years	17	17	16	15
Treasury bonds 8-12 Years	5	8	5	6
Treasury bonds 13-17 Years	13	12	12	11
Treasury bonds 18-22 Years	2	4	2	2
Treasury bonds 23-30 Years	1	1	1	1
External	**28**	**30**	**35**	**37**
Domestic	**72**	**70**	**65**	**63**
Total	**100**	**100**	**100**	**100**

Source: The National Treasury

94. The composition of the debt portfolio arising from the financing options in Table 15 during the period ending FY 2026/27 is presented in Table 16.

SECRET

Table 16: Composition of Debt Portfolio by Instrument under Alternative Options, (in Percent of Outstanding Portfolio as at End of FY 2026/27)

In Percent of Total	FY 2022/23	As at end FY2026/27			
Outstanding by Instrument	**Current**	**S1**	**S2**	**S3**	**S4**
ADF	3	3	3	3	3
IDA/IFAD	17	16	15	16	18
Concessional	3	6	5	6	7
Semi-Concessional	9	7	7	7	8
Commercial/International Sovereign Bond	21	17	20	22	18
Treasury bills	6	4	4	4	4
Treasury bonds 2-3 Years	1	2	1	1	0
Treasury bonds 4-7 Years	6	12	11	10	10
Treasury bonds 8-12 Years	9	7	9	7	8
Treasury bonds 13-17 Years	12	15	14	14	14
Treasury bonds 18-22 Years	10	8	9	8	8
Treasury bonds 23-30 Years	3	3	3	3	3
External	**53**	**49**	**50**	**53**	**54**
Domestic	**47**	**51**	**50**	**47**	**46**
Total	**100**	**100**	**100**	**100**	**100**

Source: *The National Treasury*

95. Projected composition of domestic debt portfolio increases under strategy 1 and 2, remains unchanged under strategy 3 and reduces under strategy 4.

96. The projected costs and risks trade-off of the various alternative strategies is used to inform the choice of the optimal strategy (**Table 17 and Figure 6**)

Table 17: Cost and Risk Indicators under Alternative Options

Risk Indicators		2023	As at end 2027			
		Current	S1	S2	S3	S4
Nominal debt as percent of GDP		70.8	67.3	67.6	67.4	67.0
Present value debt as percent of GDP		68.2	60.9	62.1	61.7	59.9
Interest payment as percent of GDP		5.5	5.6	5.7	5.6	5.3
Implied interest rate (percent)		7.7	9.3	9.6	9.3	8.8
Refinancing risk2	Debt maturing in 1yr (percent of total)	12.7	12.4	11.4	12.1	11.4
	Debt maturing in 1yr (% of GDP)	10.0	8.3	7.7	8.2	7.6
	ATM External Portfolio (years)	9.3	10.2	9.5	9.5	10.6
	ATM Domestic Portfolio (years)	7.5	6.9	7.4	7.0	7.1
	ATM Total Portfolio (years)	8.5	8.6	8.5	8.4	9.0
Interest rate risk2	ATR (years)	7.7	8.1	7.9	7.7	8.5
	Debt re-fixing in 1yr (percent of total)	26.7	22.3	24.1	26.5	[redacted]
	Fixed rate debt including T-bills (percent of total)	84.5	88.4	85.5	83.7	87.6
	T-bills (percent of total)	5.5	4.1	3.7	4.1	3.7
FX risk	FX debt as % of total	51.5	49.2	49.8	53.2	54.0
	ST FX debt as % of reserves	55.1	33.2	33.0	35.1	32.6

Source: *The National Treasury*

97. Across all the alternative options projections, both nominal and Present Value (PV) of debt to GDP ratios are lower than the levels in June 2023. This is driven by projected higher GDP growth and government's commitment to fiscal consolidation in the medium-term.

98. As shown in Table 17, Strategy 4 (S4) has greater projected benefits to debt management objectives than the other three strategies in terms of the following attributes;
    i. Has the least cost of debt in terms of interest payments as a percentage of GDP and implied interest rate.
    ii. Has least PV of debt to GDP as a resulting outcome of the fiscal consolidation plan.
    iii. Minimizes refinancing risk by lengthening the total portfolio ATM attributed to issuance of medium to long-term bonds and concessional loans with longer maturities.
    iv. Minimizes interest rate risk in terms of average time to re-fixing.
    v. Deepens the domestic bond market through issuance of medium to long-term instruments as the main source of domestic financing and setting up of OTC platform for government securities.

99. Overall, Strategy 1 indicated minimized foreign exchange risks in terms of FX debt as a percentage of total debt.

100. Strategy 2 minimizes refinancing risk by lengthening the ATM of domestic portfolio.

101. Strategy 3 projects undesirable results in the trade-off between all costs and risk indicators and may be unrealistic to implement.

SECRET

102. The projected redemption profiles of the alternative strategies by end 2027 are shown in **Figure 6**. High maturities of both domestic and external debt are observed in 2027, 2028 and 2030. These maturities are associated with maturing domestic debt and International Sovereign bonds as well as other commercial loans.

Figure 6: Redemption Profiles under Alternative Options (End-FY2026/27)

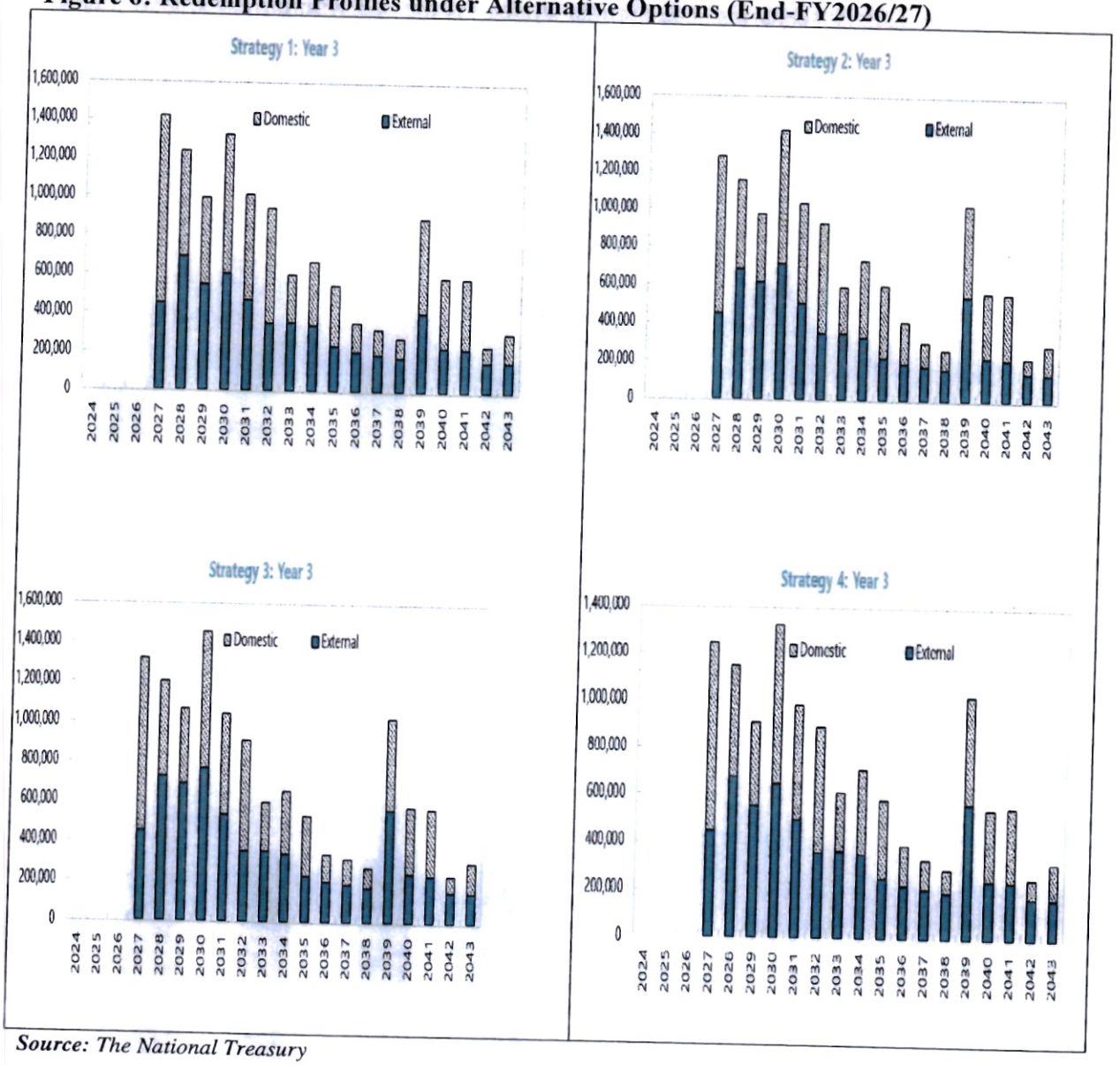

Source: The National Treasury

SECRET

SECRET

ii. Effect of shocks on the costs and risks characteristics of debt

103. Current trend (Baseline) pricing and shock scenarios analysis considered the following indicators: Present Value of Debt/GDP, interest payments/Revenues, interest payments/GDP and total debt service/GDP (Figure 7).

104. The outcome of the analysis indicates the extent of risk associated with each strategy under the baseline and shock scenarios. The optimal strategy is the one with projected lowest cost-risk combination.

Figure 7: Cost and Risk Characteristics under Alternative Strategies

PV of Debt to GDP ratio

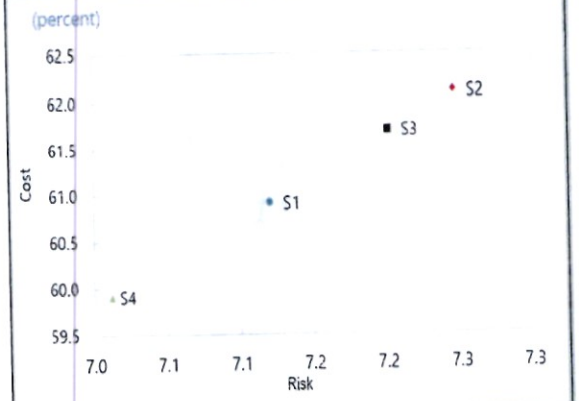

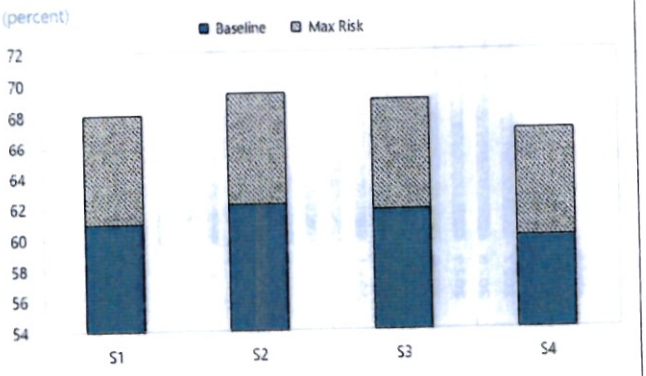

Interest to Revenue ratio

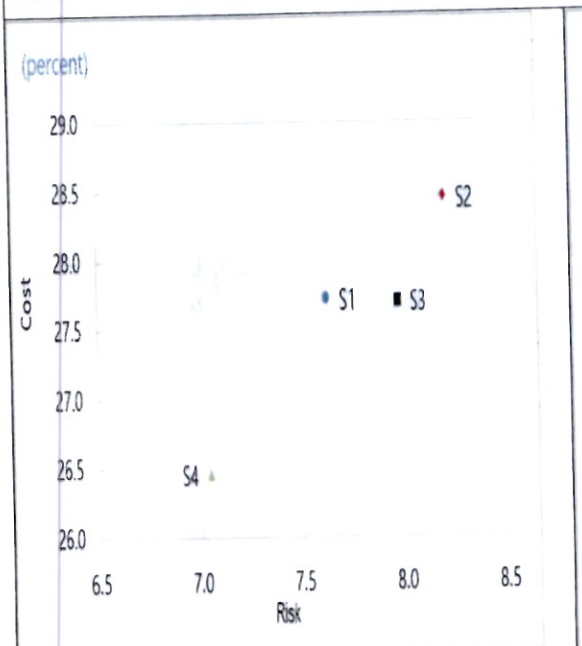

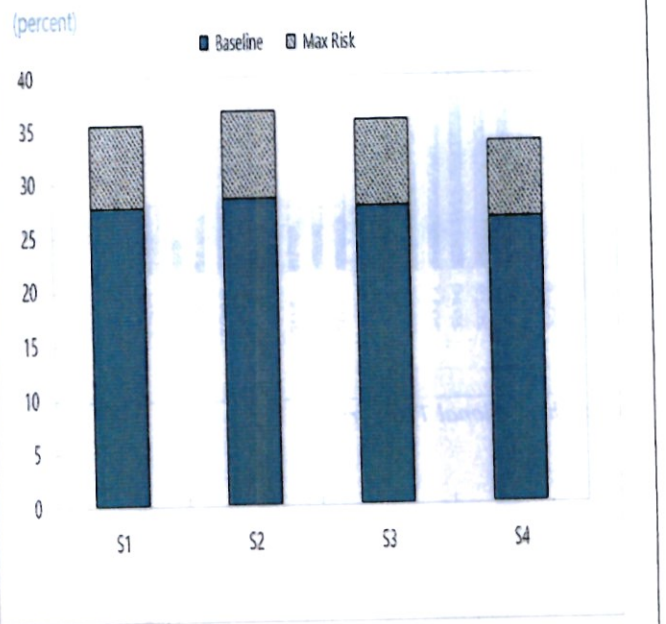

SECRET

SECRET

Interest to GDP ratio

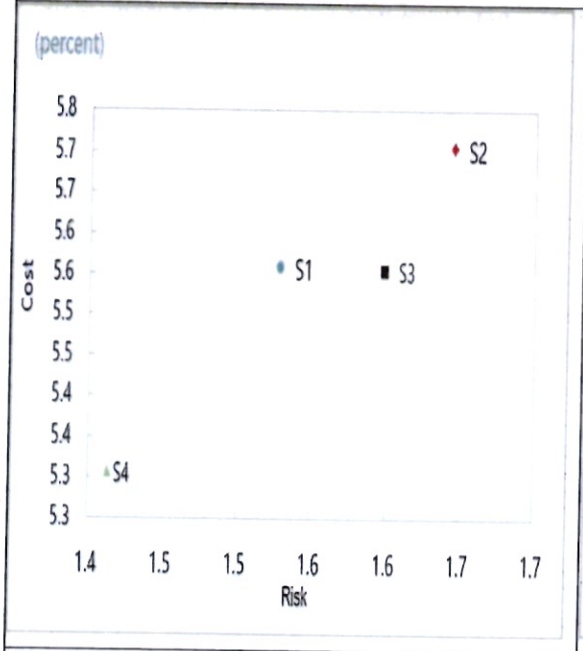

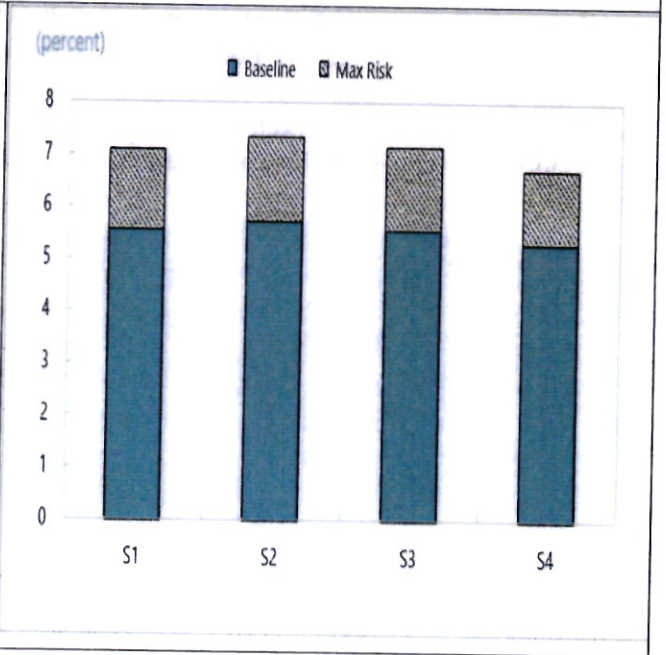

Total debt service to GDP ratio

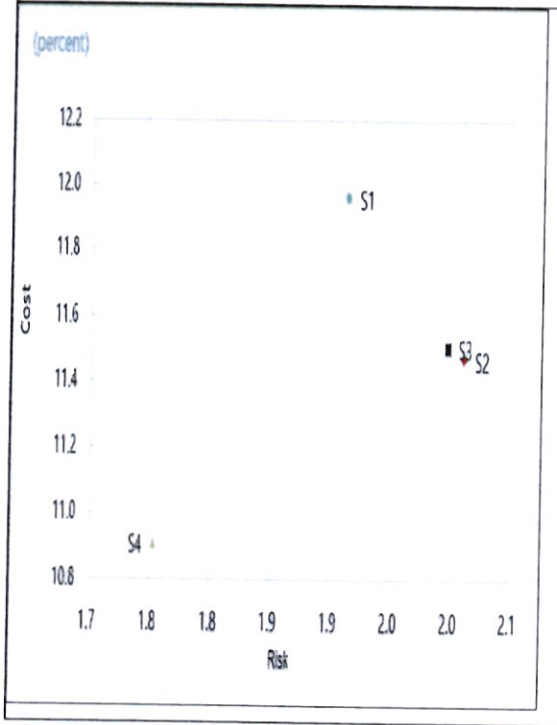

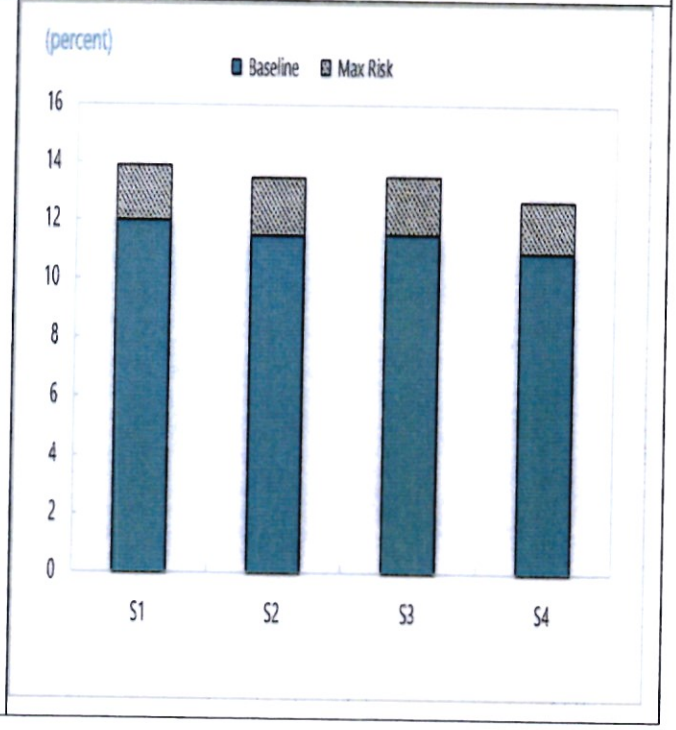

Source: *The National Treasury*

SECRET

SECRET

iii. The preferred financing strategy

105. Strategy 4 is the optimal strategy selected as it results in optimization of majority of costs and risks indicators. The Strategy aims at achieving a net financing mix of 55 percent from net external sources and 45 percent from domestic market. The objective is to optimize on the use of concessional and reducing commercial borrowing, thereby reducing the cost of debt. In the domestic market, the strategy seeks to reduce refinancing risk through issuance of medium to long-term Treasury bonds.

SECRET

SECRET

IX. PUBLIC DEBT MANAGEMENT REFORMS

106. **Shift from a debt limit to a debt anchor:** The National Treasury amended the numerical debt limit and replaced it with a debt anchor of 55 percent of debt to Gross Domestic Product ratio in Present Value terms. A debt anchor is a desired level of public debt as a ratio of GDP that is supportive of economic growth and development, the debt carrying capacity and ability to service debt.

107. **Operationalization of sinking fund:** The National Treasury is developing Sinking Fund Regulations for purposes of operationalization of the Sinking Fund. The Fund's objective is redemption of government loans and securities, and payment of expenses of, or incidental to redemption of an issue of national government loans.

108. **Liability Management Operations:** In order to lower costs and risks associated with existing public debt portfolio, the government will apply Liability Management Operations (LMOs) targeting the existing debt portfolio. The operations will include amongst others; Debt swaps, buy-backs etc. The government also endeavour to maintain its presence in the international financial markets through refinancing the existing commercial maturities and mobilizing resources for budget support.

109. **Diversified sources of borrowing:** The government will explore alternatives financing sources to the conventional bonds that are more flexible and less costly. Examples of these include the Sukuk bonds, Green and sustainability linked bonds, Samurai bonds, Panda bonds and Diaspora bonds.

110. **Strengthen the institutional arrangement and operational capability of the PDMO:** The PFM Act, 2012 seeks to establish PDMO within the National Treasury, but with some degree of independence or autonomy, regarding the management of the portfolio and of the office. This will be achieved by developing a Policy, Financial and Administrative Framework (PFAF) within which the PDMO would operate, and delegating the operational decisions on borrowing and debt management and the day-to-day management of the Office from the Cabinet Secretary to the Head of the PDMO.

111. **Expanding coverage of public debt reporting:** The government is committed to expanding coverage in reporting of public debt to include non-guaranteed debt owned by State-owned Enterprises (SOEs), fiscal risk and contingency liability posted by Public-Private Partnerships (PPPs) and guarantees through a gradual approach to promote debt transparency and accountability. Since FY 2020/21, the PDMO has been reporting non-guaranteed debt and has institutionalized to annual reporting.

SECRET

SECRET

Domestic debt market reforms

112. The National Treasury has been undertaking a number of reforms in collaboration with other financial sector players, which include the Capital Market Authority (CMA), the Central Bank of Kenya (CBK) and market participants. These reforms include:

i. **Publication of an issuance calendar:** Regular publication of an issuance calendar for government securities to support predictability in the issuance process and provide a guide for investor planning. The National Treasury together with the CBK coordinates the preparation and publication of an issuance calendar for the financial years.

ii. **Separation of the Retail and Wholesale Market for government Securities:** The new Central Securities Depository system called DhowCSD went live on 31st July 2023. It sets the foundation for the separation of the retail and wholesale market. It will facilitate the retail investors to directly access government securities market including buying and selling Treasury bills and bonds online. The DhowCSD is a versatile market infrastructure that will improve monetary policy transmission, implementation and operational efficiency in the domestic debt market. The system is accessible via CBK website and App Store.

iii. **Retail-Bond Issuance Re-engineering:** The National Treasury is currently undertaking Retail-bond issuance re-engineering process in coordination with the CBK to further deepen the government securities at the retail level. The re-engineering process is intended to among others incorporate recommendations spelt out in the post M-Akiba Issuance survey report while addressing the challenges therein. The re-engineering of Retail bond issuance will contribute to democratization of investment opportunities and improve efficiency and access in the government securities market.

iv. **Establishment of the Over-The-Counter (OTC) Market for government Securities:** The development of the OTC trading platform for government securities is being undertaken. Treasury bills have been trading on OTC. The Capital Market Authority in collaboration with market participants has developed OTC trading guidelines, which will support implementation of the OTC for Treasury bonds trading platform. The establishment of OTC platform is envisaged to boost liquidity in the bond market.

v. **Establishment of an Efficient Horizontal Repo Market and Securities Lending and Borrowing (SLB):** The CBK DhowCSD system will now allow full transfer of securities ownership for Repo transactions through a collateral management module. The launch of Repo market and securities lending and borrowing through DhowCSD system will provide a critical anchor to the financial sector in Kenya. It will promote the distribution of liquidity among the capital markets stakeholders and enhance uptake of government securities in financial market.

SECRET

SECRET

Other pending Initiatives in the Domestic Debt Market include:

vi. Initiate local private placements for government securities targeting specific segment of the market; and

vii. Establishment of offshore issuance of local currency denominated debt instrument to diversify investor base without elevating foreign currency risk.

viii. Development of policies to streamline use of CBK overdraft facility

SECRET

SECRET

X. MTDS IMPLEMENTATION, MONITORING AND EVALUATION

Domestic and external borrowing Plan

113. The Government will implement the debt management strategy and the optimal fiscal funding strategy through the annual borrowing plan.

114. The PDMO will prepare domestic and external borrowing plan comprising of projected borrowing and settlement of maturities within the 2024/25 financial year.

115. The external borrowing plan will comprise of expected disbursements by creditor, the disbursement period and currency of disbursement within the financial year as per the 2024 MTDS.

116. The borrowing plan may be revised to include liability management operations to manage debt stock risks when the market conditions allow.

Review of the Borrowing Plan

117. Review of the outcome of implementation of the borrowing plan will be done on weekly basis (weekly debt bulletins), monthly and annual basis to provide data for strategy evaluation and for public information.

118. The progress of implementation of the 2024 MTDS will be monitored and reported through monthly and annual public debt management reports. The Annual Public Debt Management Report is regularly prepared and published after end of each financial year.

Monitoring and Review of Cost and Risk Indicator Outturn of the Strategy

119. The actual costs and risks characteristics of debt will be assessed against sustainability threshold indicators and any deviations will be used to inform strategy review in the next MTDS cycle.

120. The costs and risks outcome characteristics in the 2024 MTDS are evaluated semi-annually and annually against sustainability threshold indicators to determine deviations and suggest mitigation measures. **Table 18** outlines the costs and risks parameters to be evaluated.

121. The evolving public debt structure and fiscal deficit will inform review of strategy for management of costs and risks of the public debt going forward.

122. Likewise, guaranteed State corporations' debt, fiscal commitments and contingent liabilities will be tracked and assessed against overall sustainability levels.

SECRET

SECRET

Table 18: Template for Monitoring and Evaluation of Cost and Risk Indicators under Alternative Strategies

Risk Indicators		Baseline June 2023	2024 MTDS (2027 projection)	Actual By Month*	Deviation	Remarks
Nominal debt as % of GDP						
Present value debt as % of GDP						
Interest payment as % of GDP						
Implied interest rate (%)						
Refinancing risk	Debt maturing in 1yr (% of total)					
	Debt maturing in 1yr (% of GDP)					
	ATM External Portfolio (years)					
	ATM Domestic Portfolio (years)					
	ATM Total Portfolio (years)					
Interest rate risk	ATR (years)					
	Debt refixing in 1yr (% of total)					
	Fixed rate debt (% of total)					
FX risk	FX debt as % of total					
***June 2023 for Semi-Annual and June 2024 for Annual assessment**						

Source: The National Treasury

Dissemination

123. To uphold commitment to debt transparency principles and ensure public access to information on public debt, the National Treasury will publish and upload the 2024 MTDS on the National Treasury's website after Parliament approval.

SECRET

SECRET

County Borrowing

124. Article 212 of the constitution of Kenya allows County Governments to borrow only if the borrowing is approved by the County Assembly and guaranteed by the National Government. Section 58 of the PFM Act, 2012 gives power to the Cabinet Secretary to issue a loan guarantee of a county government or any other borrower on behalf of the national government and that loan shall be approved by Parliament.

125. County borrowing should conform to the fiscal responsibility principles prescribed in the PFM Act, 2012. Borrowing by County Governments should be informed by County Medium-Term Debt Strategy. As the National Treasury and Economic Planning prepares the MTDS that takes into account public debt and borrowing by the national government, respective county governments are required by law to do the same.

SECRET

SECRET

XI. ANNEXES

ANNEX I: Publication of the Debt Management Strategy

Section 33 of the Public Finance Management Act, 2012 provides:

1)On or before 15th February in each year, the Cabinet Secretary shall submit to Parliament a statement setting out the debt management strategy of the national government over the medium term with respect to its actual liability in respect of loans and guarantees and its plans for dealing with those liabilities.

2)The Cabinet Secretary shall ensure that the medium-term debt management strategy is aligned to the broad strategic priorities and policy goals set out in the Budget Policy Statement.

3)The Cabinet Secretary shall include in the statement the following information: -

a)The total stock of debt as at the date of the statement;

b)The sources of loans made to the national government and the nature of guarantees given by the national government;

c)The principal risks associated with those loans and guarantees;

d)The assumptions underlying the debt management strategy; and

e)An analysis of the sustainability of the amount of debt, both actual and potential.

4)Within fourteen days after the debt strategy paper is submitted to Parliament under this section, the Cabinet Secretary shall submit the statement to the Commission on Revenue Allocation and the Intergovernmental Budget and Economic Council, publish, and publicize the statement.

5)PFM Act 2012, 'General responsibilities of the National Treasury' Section 12. Provides that: (1) Subject to the Constitution and this Act, the National Treasury shall— (b) manage the level and composition of national public debt, national guarantees and other financial obligations of national government within the framework of this Act and develop a framework for sustainable debt control.

SECRET

SECRET

ANNEX II: MTDS Implementation Work Plan

NO.	OUTPUT	ACTIVITY	TIME FRAME	ACTION BY	DATA/INFORMATION SOURCE
1.	MTDS 2024	Review of 2022 & 2023 MTDS, preparation and submission of 2024 to Parliament MTDS	November 2023 to February 2024	PDMO PS/NT CS/NT&P Cabinet Parliament	BPS 2024, BROP 2023 CS DRMS CBK MTDS 2022& 2023
2.	Dissemination of the MTDS 2024 to the National Treasury Departments	Circulation of printed copies, clear dissemination of the information to implementing departments and training counties	February 2024	PDMO	MTDS 2024
3.	CFS (Debt) Budget estimates	Prepare the debt service projections and CFS budget estimates	Annually as per Budget Calendar and during revisions	PDMO /BD MFAD /CBK PS/NT, CS/NT&EP Cabinet /Parliament	PDMO
4.	Quarterly MTDS monitoring and evaluation report	Technical Fora and peer review of implementation of the MTDS	Quarterly	PDMO; MFAD CBK; CoG	BPS 2024, BROP 2023 CS DRMS; CBK MTDS 2023, 2024
5.	Monthly debt management reports	Access of domestic and external borrowing and repayment data	Monthly	PDMO CBK	RMD CBK FMA/NT
6.	MTDS 2024 half year performance review	Undertake half year review of performance of the 2024 MTDS	Every six months after effective date of the MTDS	PDMO CBK MFAD	RMD DRS CBK MFAD
7.	FCCL Report	Undertake analysis of FCCL and FCCL assessment	Annually	PDMO; PPP Unit MFAD; CBK	PPP Unit
8.	Review of issuance calendar	Stakeholders Forums to review issuance calendar	Quarterly	PDMO AGD CBK MFAD Market Participants PS/NT CS/NT&EP	PDMO CBK AGD Market Participants

SECRET