

REPUBLIC OF KENYA



Enhancing Accountability

THE NATIONAL ASSEMBLY
PAPERS LAID

DATE: 09 JUN 2021

DAY.

PARLIAMENT
OF KENYA
LIBRARY

TABLED
BY:

REPORT

THE TABLE:

OF


THE AUDITOR-GENERAL


ON

PETROLEUM TRAINING LEVY FUND

**FOR THE YEAR ENDED
30 JUNE, 2020**

STATE DEPARTMENT FOR PETROLEUM

 THE NATIONAL ASSEMBLY PAPERS LAID	
DATE: 09 JUN 2021	DAY Wednesday
TABLED BY:	LOM (Hon. Amos Kimunya)
CLERK-AT-THE-TABLE:	Hadiqa Ahmed



MINISTRY OF PETROLEUM AND MINING

STATE DEPARTMENT FOR PETROLEUM

PETROLEUM TRAINING LEVY FUND

ANNUAL REPORT AND FINANCIAL STATEMENTS

FOR THE PERIOD ENDED

30TH JUNE 2020

Prepared in accordance with the Accrual Basis of Accounting Method under the International Public Sector Accounting Standards (IPSAS)

**Petroleum Training Levy Fund
Reports and Financial Statements
For the Year Ended 30th June 2020**

TABLE OF CONTENT	PAGE
Contents	
TABLE OF CONTENT	i
1.0 KEY ENTITY INFORMATION AND MANAGEMENT	iv
1.1 Background information	iv
1.2 Key Management	v
1.3 STATEMENT OF RESPONSIBILITIES	xi
1.4 REPORT OF THE PRINCIPAL SECRETARY	1
2.0 MANAGEMENT DISCUSSION AND ANALYSIS	5
2.1 BUSINESS PERFORMANCE	5
2.1.1 Revenue	5
2.1.2 Cash flow	6
2.2 OPERATIONAL PERFORMANCE	6
2.3 REPORT OF THE MANAGEMENT	7
2.4 STATEMENT OF MANAGEMENT'S RESPONSIBILITIES	8
3.0 REPORT OF INDEPENDENT AUDITOR	10
4.0 STATEMENT OF FINANCIAL PERFORMANCE FOR THE YEAR ENDED 30 TH JUNE, 2020	11
5.0 STATEMENT OF FINANCIAL POSITION AS AT 30 TH JUNE, 2020	12
6.0 STATEMENT OF CHANGES IN NET ASSETS AS AT 30 TH JUNE, 2020	13
7.0 STATEMENT OF CASH FLOWS FOR THE YEAR ENDED 30 TH JUNE, 2020	14
8.0 STATEMENT OF COMPARISON OF BUDGET AND ACTUAL AMOUNTS AS AT 30 TH JUNE, 2020	15
9.0 SUMMARY OF SIGNIFICANT ACCOUNTING POLICIES	16
9.1 Statement of compliance and basis of preparation	16
9.3 Interest income	16
9.4 Budget information	16
9.5 Contingent liabilities	18
9.6 Nature and purpose of reserves	18
9.7 Related parties	18
9.8 Cash and cash equivalents	18
9.9 Comparative figures	18

**Petroleum Training Levy Fund
Reports and Financial Statements
For the Year Ended 30th June 2020**

9.10	Events after the reporting period	18
9.11	Ultimate and Holding Entity.....	18
9.12	Currency	18
9.13	Significant judgments and sources of estimation uncertainty	19
9.14	Estimates and assumptions	19
9.15	Useful lives and residual values	19
9.16	Financial risk management.....	19
9.17	Credit risk	20
9.18	Market risk.....	20
9.19	Interest rate risk	21
9.19.1	Management of interest rate risk	21
9.19.2	Sensitivity analysis	21
9.20	Capital risk management	22
10.	NOTES TO THE FINANCIAL STATEMENTS	22
1)	Fines, penalties & Levies.....	22
2)	Fines and Penalties receivables.....	23
3)	Other Revenues.....	23
4)	General expenses.....	23
5)	Transfer to other Government Units	24
6)	Provision for Doubtful Debts.....	24
7)	Cash and Cash equivalents.....	24
8)	Accounts Receivables - Fines, penalties and levies.....	25
9)	Imprest holders register.....	26
10)	Payment Received in Advance	27
11)	Fund balance Brought Forward	27
12)	Changes in receivables.....	27
13)	Changes in payables.....	28

**Petroleum Training Levy Fund
Reports and Financial Statements
For the Year Ended 30th June 2020**

14)	Related party balances	28
11.	PROGRESS ON FOLLOW UP OF AUDITOR RECOMMENDATIONS	29
	STATE DEPARTMENT FOR PETROLEUM TRIAL BALANCE FOR THE YEAR ENDED 30 TH JUNE, 2019.....	32

**Petroleum Training Levy Fund
Reports and Financial Statements
For the Year Ended 30th June 2020**

1.0 KEY ENTITY INFORMATION AND MANAGEMENT

1.1 Background information

The **State Department for Petroleum** was formed in May 2016 following the Executive Order no.1 of May 2016 which split the Ministry of Energy and Petroleum into the State department of Energy and State department of Petroleum, At Cabinet level. However, the Executive Order no. 1 of June, 2018 split the State Department for Petroleum to form Ministry of Petroleum and Mining represented by the Cabinet Secretary who is responsible for the general policy and strategic direction of the State Department for Petroleum. The operations of the Ministry began in July 2018.

The State Department Runs A Petroleum Training Levy Fund which was established under the Petroleum (Exploration and Production) Act, Cap 308 for the purpose of training Kenyan nationals in petroleum operations. The fund operates both a petroleum training levy and surface fees bank accounts which are domiciled at the Kenya commercial bank. all moneys raised by international oil companies with whom the Ministry has entered into petroleum contractual agreements are deposited into the bank accounts and are spent for the specified purposes only.

Apart from the training fees, the contractors pay surface fees which is proportional to the total area explored. The two streams of income form part of the revenue received by the ministry for petroleum and mining and are accounted as revenues received during a given financial year. However, the expenditure for a given financial year are spent as per the national budget approved by the National Treasury and Planning.

**Petroleum Training Levy Fund
Reports and Financial Statements
For the Year Ended 30th June 2020**

1.2 Key Management

The Ministry of Petroleum & Mining, State Department for Petroleum's day-to-day management is under the following key organs:

S/No	Designation	Name
1.	Cabinet Secretary	Hon. John K. Munyes (EGH)
2.	Principal Secretary	Mr. Andrew N. Kamau (CBS)
3.	Secretary Administration	Mr. Chege Mwangi
4.	Ag. Secretary, Petroleum	Mr. James Nganga Mbugua
5.	Chief Economist	Ms. Electine Nanzala
6.	Deputy Director, HRM&D	Ms. Agnes Muthuo
7.	Chief Finance Officer	CPA (K) Mathew Musyoka
8.	Assistant Accountant General	CPA (K) Charles Liyayi Shidzugane
9.	Assistant Director, Supply Chain Management	Ms. Chepkemai Kerich

**Petroleum Training Levy Fund
Reports and Financial Statements
For the Year Ended 30th June 2020**






Hon. John K. Munyes, EGH
Cabinet Secretary
Ministry of Petroleum and Mining

Hon. John K. Munyes, EGH was appointed Cabinet Secretary for Ministry of Petroleum and Mining by President Uhuru Kenyatta in January 2018. Prior to his appointment as Cabinet Secretary, Hon. John K. Munyes served as the Senator for the oil-rich Turkana County for 5 years beginning 2013 and ending 2017.

Hon. John K Munyes has also previously served in various capacities as Minister of State for Special programmes (2005), Minister for Water and Irrigation (2003) as well as Minister for Labour & Social Services. He also served as the Member of Parliament (MP) for Turkana North Constituency for 15 years, beginning 1997.

Prior to joining politics, Hon. John K Munyes worked as UNESCO Project Assistant and later became a Programme Coordinator of the Intermediate Technology Development Group (ITDG) where he coordinated food security programmes in Turkana District including livestock projects, women empowerment and capacity building. He is awarded the Elder of the Order of the Golden Heart of Kenya (EGH) for his valuable service rendered to the nation.

**Petroleum Training Levy Fund
Reports and Financial Statements
For the Year Ended 30th June 2020**

 <p><i>Mr. Andrew N. Kamau, CBS Principal Secretary</i></p>	<p><i>Mr. Andrew Ng'ang'a Kamau has wide experience in Petroleum energy gained from several years in leadership positions in the private sector. Prior to his appointment as Principal Secretary for State Department for Petroleum, he was the Chief Executive Officer of Bracewell Energy which has interests in mining, energy and natural resources. As PS, he steers the Petroleum docket at the Ministry where he will oversee implementation of Petroleum projects. He holds a Bachelor of Science degree in Chemistry from the University of Nairobi.</i></p>
 <p><i>Mr. Chege Mwangi Secretary Administration</i></p>	<p><i>Mr. Mwangi has been the Secretary, Administration in the State Department for Petroleum from May 2018. He joined the Public Service in 1985 as an Assistant Secretary/District Officer, rising Through the ranks to Senior Deputy Secretary/Senior District Commissioner in 2008. In 2011, he was appointed County Commissioner and was redeployed in 2016 as Secretary, Administration. He holds a Bachelor of Arts and a Master of Arts in Project Planning and Management from the University of Nairobi</i></p>
 <p><i>Mr. James Nganga Ag. Secretary, Petroleum</i></p>	<p><i>Mr. James Nganga has been the Ag. Secretary, Petroleum since February, 2019. He has been instrumental in oil and gas exploration in the country leading to the first oil discovery in Kenya in March, 2012, implementation of the early oil project as well as the review of the Petroleum policy, legal, regulatory and contractual framework for oil and gas. He holds an MSc. Bsc and PG Dip.</i></p>

**Petroleum Training Levy Fund
Reports and Financial Statements
For the Year Ended 30th June 2020**



*Ms. Electine M. Nanzala
Chief Economist*

Ms. Electine M. Nanzala assumed the position of the Head of CPPMU in May, 2016. She is in charge of Economic planning function which involves planning and analysis of economic policy; undertaking economic analysis, evaluation and monitoring of development projects and programmes; co-ordination of strategic planning and performance contracting; and performance review of economic activities to inform policy and budgetary processes. She holds a Masters in Economics and a Bachelor of Arts Degree from Kenyatta University.



*Mr. Mathew K. Musyoka
Chief Finance Officer*

CPA Mathew K. Musyoka assumed the position of Head of Finance Unit in November 2018. He is in charge of budget preparation and implementation. He holds an MA (Economics) from Kenyatta University and Bachelor of Arts (economics) from University of Nairobi. He is a CPA (K), and also a member of the ICPAK



*Ms. Agnes N. Muthuo
Deputy Director/HRM&D*

Ms. Agnes N. Muthuo assumed the position of Head, Human Resource Management and Development in January, 2017. She is in charge of managing the HR function in the Department including Training and Development for effective service delivery. She holds a Master of Science degree in Human Resource Development from the Jomo Kenyatta University of Science and Technology and a Bachelor of Arts degree in Anthropology from the University of Nairobi. She is a Member of IHRM.

**Petroleum Training Levy Fund
Reports and Financial Statements
For the Year Ended 30th June 2020**



*Mr. Charles Liyayi Shidzugane
Assistant Accountant General*

CPA Charles Liyayi Shidzugane assumed the position of Head of Accounting Unit in December 2018. He is in charge of Accounting and Financial Reporting as well as designing, implementing and monitoring internal controls relevant to the preparation and for presentation of financial reports in line with the relevant International Public Sector Accounting Standards (IPSAS). He holds an MSc (Finance Option) from The KCA University and Bachelor of Commerce (Finance) from Catholic University of Eastern Africa. He is a CPA (K), and also a member of the ICPAK.



*Ms. Chepkemoi Kerich
Assistant Director, Supply Chain
Management*

Ms. Chepkemoi Kerich assumed the position of Head of Supply Chain Management Unit in January 2019. She is in-charge of Procurement of goods and services and Overseeing implementation of the Department's Procurement Plan. She holds a Master's Degree and Bachelor's Degree in Economics from Nairobi University. She is also a member of KISM and CIPS.

**Petroleum Training Levy Fund
Reports and Financial Statements
For the Year Ended 30th June 2020**

(a) Ministry of Petroleum and Mining, Headquarters

P.O. Box 30582 – 00100
Nyayo House Building
Kenyatta Avenue
NAIROBI, KENYA

(b) State Department for Petroleum

Telephone: (254) (020) 3310112
E-mail: ps@petroleum.go.ke
Website: www.go.ke

(c) Independent Auditors

Auditor General
Kenya National Audit Office
Anniversary Towers, University Way
P. O. Box 30084
GPO 00100
Nairobi, Kenya

(d) Principal Legal Adviser

E-mail: info@ag.go.ke
Tel: 2542227461.
Website: wwwag.go.ke

(e) State Department for Petroleum Bankers

Kenya commercial Bank
Kenyatta avenue, Loita street
P.o.Box 30012-00100
Nairobi, Kenya

**Petroleum Training Levy Fund
Reports and Financial Statements
For the Year Ended 30th June 2020**

1.3 STATEMENT OF RESPONSIBILITIES

Section 83 of the Public Finance Management Act, 2012 requires an Accounting Officer for a National Government owned Entity to prepare a report for each quarter of the financial year in respect of the entity.

In preparing a quarterly report for a National Government Entity, the Accounting Officer shall ensure that the report:

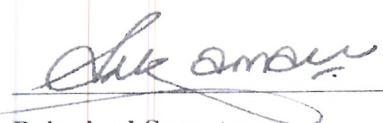
- (a) Contains information on the financial and non-financial performance of the entity; and
- (b) Is in a form that complies with the standards prescribed and published by the Public Sector Accounting Standards Board of Kenya from time to time.

In addition, not later than fifteen days after the end of each quarter, the Accounting Officer shall submit the quarterly report to the Cabinet Secretary responsible for the entity and the National Treasury. The Cabinet Secretary responsible for an entity shall forward a copy of the report to the Cabinet Secretary and Controller of Budget.


In the case of an entity that is a state corporation, the Accounting Officer for the corporation shall submit the quarterly report to the Cabinet Secretary responsible for the corporation who shall, upon approving it, forward a copy to the Cabinet Secretary.

1.3.1 Approval of the annual financial statements

The Petroleum Training Levy Fund's financial statements have been prepared in accordance with Section 83 of the PFM Act and were approved by the Management on 30.09.2020 and signed on its behalf by:


Principal Secretary

Andrew N. Kamau CBS


Assistant Accountant General

CPA Charles Liyayi Shidzugane
ICPAK Number: 5068

**Petroleum Training Levy Fund
Reports and Financial Statements
For the Year Ended 30th June 2020**

1.4 REPORT OF THE PRINCIPAL SECRETARY

It is my pleasure to present the Petroleum Training Levy Fund financial statements for the year ended 30th June 2020. The financial statements present the financial and non-financial performance of the fund over the past year.

1.4.1 Non-financial performance

The fund has continued to grow in leaps and bounds over the years. Among the key achievements of the state department that will see the continued growth of the petroleum training levy fund is the establishment of a commercial database and Upstream Integrated Economic Planning System and the separation of the streams of incomes received from oil companies.

The commercial Database and Upstream Integrated Economic Planning System will not only enhance the database compiling process of all information on all petroleum exploration blocks in the country (to include remittances and work obligations, extensions of exploration periods, and all necessary information to track oil and gas companies' operations in the country). But also will enable high quality government decision making around extensions and re-licensing of the individual PSA's, Host Agreements and Stakeholder participation at any stage of upstream value chain. The contract for the Programme has been awarded Target Oilfield Services Company to build the Petroleum Integrated Planning System (PIPS) to serve as the "Commercial Database and Upstream Economic Planning System". The System will facilitate compliance monitoring of the existing Production Contracts (PSC's) terms and conditions and the creation of a forward-looking trend for total investments. In addition, the system will accurately determine levies and fees due from contractors, costs and revenue levels in the upstream sector.

In order to be compliant with the (exploration and production) Act, cap 308 which spells out that only remittances by contractors as training contribution are to be paid into the fund, a separate bank account was opened for the surface fees. This will enable the two streams of income i.e. the training g fees and surface fees to account for separately. The move will also ensure that the monies are used for the intended purposes only.

**Petroleum Training Levy Fund
Reports and Financial Statements
For the Year Ended 30th June 2020**


1.4.2 Financial Performance

1.4.2.1 Revenue

In the year ended 30th June 2020 .The fund had projected revenues of Kshs. 222,000,000. Out of the projected revenue, the fund was able to realise Kshs. in 194,141,924 actual revenues, representing 68% .out of the total revenue collected, Kshs. 97,003,216 and Kshs. 53,807,916 relates to training levy and surface fees respectively. Interest accruing from the monies held in the bank for the financial year amounted to Kshs. 43,159,759. Revenue amounting to Kshs. 294,738,902 was not realised during the financial year and thus it was reported as Fines, penalties and levies receivable in the financial statement. In the table below, we present an analysis of revenue performance during the year.

Revenue classification	Revenue budget (Kshs.)	Actual (Kshs.)	Realization (%)
Revenue	Kshs.	Kshs	
Fines, penalties and levies	222,000,000	150,811,132	68%
Other income	-	43,159,739	-
Total income	222,000,000	193,970,871	87%


A graphical representation of the revenue budget is as shown below:



**Petroleum Training Levy Fund
Reports and Financial Statements
For the Year Ended 30th June 2020**

1.4.2.2 Expenditure

During the financial year 2019/2020, 48% of the revenue collected was spent on general expenses of which Kshs 95,700,646 was for training expenses. This was a rise of Kshs. 42,444,329 as compared to Kshs. 53, 969,438 for the prior year. The rise was attributed to the fact that more stakeholders in the petroleum, oil and gas exploration have benefitted from trainings funded by petroleum training levy fund. The new employees who were recruited during the financial year were also trained in order to enable them acclimatise to the operations of the State Department. So far a significant number of Kenyans in the gas and oil sector have benefitted from the training fund. The state department is also looking up into ways that will ensure that beneficiaries of the fund will include but not limited to students from Universities and Colleges or other learning institutions so as to enhance Kenyans' knowledge and skills on petroleum operations.



1.4.2.3 Cash flows

The FY 2019/2020, was relatively stable as far as liquidity of the fund is concerned, the revenue collection for both training fees and surface fees posted a slight decline of kshs. 1,695,598.47: a 1.1% decrease from the prior year's revenue collection of KShs152,711,430. The cash flow was adequate to meet the liquidity needs of the entity as the cash and cash equivalents increased from Kshs. 957,262,766 to Kshs. 981,496,674 as at June30th 2020.

**Petroleum Training Levy Fund
Reports and Financial Statements
For the Year Ended 30th June 2020**

Conclusion

FY 2019/2020 was a good year in general. Good progress was made and the momentum has been created to enable Petroleum Training Levy Fund continue on a trajectory into prosperity. We have identified gaps and areas to improve on in the subsequent years.

I take this opportunity to thank the management team for their support. I would also want to thank all staff who we have worked hand in hand to ensure that Petroleum Training Levy fund achieves its mission.

Signature : 

Andrew Kamau, CBS

Principal Secretary

**Petroleum Training Levy Fund
Reports and Financial Statements
For the Year Ended 30th June 2020**

2.0 MANAGEMENT DISCUSSION AND ANALYSIS

The fund has continued to grow over the years and the management has put measures in place to safeguard against risks. The fund's activities expose it to a variety of financial risks including credit and liquidity risks and effects of changes in foreign currency. The Fund's overall risk management programme focuses on unpredictability of changes in the business environment and seeks to minimise the potential adverse effect of such risks on its performance by setting acceptable levels of risk. The Fund does not hedge any risks and has in place policies to ensure that credit is only extended to staff with an established credit history.

The management has ensured that we comply with statutory requirements relating to the functions of the fund and also making sure that statutory deductions are remitted on time to avoid incurring penalties and interests for non-compliance.

2.1 BUSINESS PERFORMANCE

2.1.1 Revenue

The fund earned revenues from non- exchange transactions amounting to Kshs. 150,811,132 realised from levies, fines and penalties from oil companies(training fees and surface fees kshs. 97,003,215.53 and Kshs 53,807,916.00 respectively) 42,960,426 from interest income from bank deposits. Revenue from exchange transactions was Kshs. 43,159,739 a slight improvement from the previous year's interest of Kshs. 42,960,426.

Actual Levies from Oil companies to the fund experienced a slight decrease of 1.1% from last financial years revenue collected. The accounts receivable from fines and penalties decreased by Kshs. 351,780,986 translating to 54% decrease from the previous year's fines, penalties and levies receivables. However, the fund remained liquid throughout the year.

**Petroleum Training Levy Fund
Reports and Financial Statements
For the Year Ended 30th June 2020**

2.1.2 Cash flow

The cash and cash equivalents increased from Kshs 957,262,766 in 2019 to Kshs. 981,496,674 during the current financial year. This can be attributed to improved revenue collection from oil companies.

2.2 OPERATIONAL PERFORMANCE

The fund's core operating activity has been the offering training to the ministry's staff. The ministry has supported the fund and the stable collections from oil companies has also added to the fund's better performance. The introduction of a commercial database and upstream integrated economic planning system introduced during the year is aimed at facilitating compliance monitoring of the existing production sharing contracts (PSC) terms and conditions and the creation of a forward-looking trend for total investments, cost revenue levels in the upstream sector. This will also bring together all stakeholders in the oil industry.

Conclusion

We appreciate the unrelenting support from the management, staff, the Ministry and all the key stakeholders. We look forward to the continued partnerships and cooperation in areas of mutual interest in the FY 2019/2020.

**Petroleum Training Levy Fund
Reports and Financial Statements
For the Year Ended 30th June 2020**

2.3 REPORT OF THE MANAGEMENT

The management submit their report together with the audited financial statements for the year ended June 30th, 2020 which show the state of the Fund affairs.

Principal activities

The principal activity of the Fund is to provide training to Kenyan nationals in petroleum operations

Results

The results of the Fund for the year ended June 30th, 2020 are set out in pages 1 to 22.

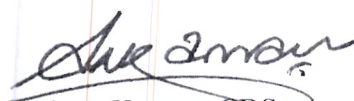
Management Team

The management team who served during the year are shown on page iv to viii.

Auditors

The Auditor General is responsible for the statutory audit of the Fund in accordance with Article 229 of the Constitution of Kenya and the Public Audit Act 2015.

For the Management


Andrew Kamau, CBS

Principal Secretary

Date: _____

**Petroleum Training Levy Fund
Reports and Financial Statements
For the Year Ended 30th June 2020**

2.4 STATEMENT OF MANAGEMENT'S RESPONSIBILITIES

Section 167 of the Public Finance Management Act, 2012 requires that, at the end of each financial year, the Administrator of a Public Fund shall prepare financial statements for the Fund in accordance with the standards and formats prescribed by the Public Sector Accounting Standards Board.

The Administrator of the Public Fund is responsible for the preparation and presentation of the Fund's financial statements, which give a true and fair view of the state of affairs of the Fund for and as at the end of the financial year ended on June 30, 2020. This responsibility includes: (i) maintaining adequate financial management arrangements and ensuring that these continue to be effective throughout the reporting period; (ii) maintaining proper accounting records, which disclose with reasonable accuracy at any time the financial position of the Fund; (iii) designing, implementing and maintaining internal controls relevant to the preparation and fair presentation of the financial statements, and ensuring that they are free from material misstatements, whether due to error or fraud; (iv) safeguarding the assets of the Fund; (v) selecting and applying appropriate accounting policies; and (vi) making accounting estimates that are reasonable in the circumstances.

The Administrator of the Public Fund accepts responsibility for the Fund's financial statements, which have been prepared using appropriate accounting policies supported by reasonable and prudent judgements and estimates, in conformity with International Public Sector Accounting Standards (IPSAS), and in the manner required by the PFM Act, 2012. The Administrator of the Fund is of the opinion that the Fund's financial statements give a true and fair view of the state of Fund's transactions during the financial year ended June 30, 2020, and of the Fund's financial position as at that date. The Administrator further confirm the completeness of the accounting records maintained for the Fund, which have been relied upon in the preparation of the Fund's financial statements as well as the adequacy of the systems of internal financial control.


In preparing the financial statements, the Administrator of the Public Fund has assessed the Fund's ability to continue as a going concern and disclosed, as applicable, matters relating to the use of going concern basis of preparation of the financial statements. Nothing has come to the attention of

**Petroleum Training Levy Fund
Reports and Financial Statements
For the Year Ended 30th June 2020**

the Administrator to indicate that the Fund will not remain a going concern for at least the next twelve months from the date of this statement.

Approval of the financial statements

The Fund's financial statements were approved by the Principal Secretary on _____
2020 and signed on its behalf by:



Andrew Kamau CBS

Principal Secretary

REPUBLIC OF KENYA

Telephone: +254-(20) 3214000
E-mail: info@oagkenya.go.ke
Website: www.oagkenya.go.ke



Enhancing Accountability

HEADQUARTERS
Anniversary Towers
Monrovia Street
P.O. Box 30084-00100
NAIROBI

REPORT OF THE AUDITOR-GENERAL ON PETROLEUM TRAINING LEVY FUND FOR THE YEAR ENDED 30 JUNE, 2020 – STATE DEPARTMENT FOR PETROLEUM

REPORT ON THE FINANCIAL STATEMENTS

Opinion

I have audited the accompanying financial statements of Petroleum Training Levy Fund set out on pages 11 to 31, which comprise the statement of financial position as at 30 June, 2020, and the statement of financial performance, statement of changes in net assets, statement of cash flows and statement of comparison of budget and actual amounts for the year then ended, and a summary of significant accounting policies and other explanatory information in accordance with the provisions of Article 229 of the Constitution of Kenya and Section 35 of the Public Audit Act, 2015. I have obtained all the information and explanations which, to the best of my knowledge and belief, were necessary for the purpose of the audit.

In my opinion, the financial statements present fairly, in all material respects, the financial position of the Petroleum Training Levy Fund as at 30 June, 2020, and of its financial performance and its cash flows for the year then ended, in accordance with International Public Sector Accounting Standards (Accrual Basis) and comply with the Public Finance Management Act, 2012 and the Petroleum Act, 2019.

Basis for Opinion

The audit was conducted in accordance with International Standards of Supreme Audit Institutions (ISSAIs). I am independent of the Petroleum Training Levy Fund Management in accordance with ISSAI 130 on Code of Ethics. I have fulfilled other ethical responsibilities in accordance with the ISSAI and in accordance with other ethical requirements applicable to performing audits of financial statements in Kenya. I believe that the audit evidence I have obtained is sufficient and appropriate to provide a basis for my opinion.

Key Audit Matters

Key audit matters are those matters that, in my professional judgment, are of most significance in the audit of the financial statements. There were no key audit matters to report in the year under review.

Other Matter

1. Budgetary Control and Performance

The statement of comparison of budget and actual amounts for the year under review reflects final receipts budget and actual on comparable basis of Kshs.222,000,000 and Kshs.193,970,871 respectively resulting to an under-funding of Kshs.28,029,129 or 13% of the budget. Similarly, the Fund expended Kshs.149,774,746 against an approved budget of Kshs.222,000,000 resulting into an under-absorption of Kshs.72,225,254 or 33% of the budget. The under absorption affected the planned activities and could have impacted negatively on service delivery for the public.

2. Unresolved Prior Year Matters

Various prior year audit issues remained unresolved as at 30 June, 2020. Management has not provided reasons for the delay in resolving the prior year audit issues.

REPORT ON LAWFULNESS AND EFFECTIVENESS IN USE OF PUBLIC RESOURCES

Conclusion

As required by Article 229(6) of the Constitution, based on the audit procedures performed, except for the matters described in the Basis for Conclusion on Lawfulness and Effectiveness in Use of Public Resources section of my report, I confirm that, nothing else has come to my attention to cause me to believe that public resources have not been applied lawfully and in an effective way.

Basis for Conclusion

1. Delay in Collecting Receivables and Unimplemented Integrated System

Note 8 to the financial statements reflects accounts receivables – fines, penalties and levies amounting to Kshs.1,963,072,617 of which receivables amounting to Kshs.1,668,333,715 were brought forward from the prior years. Although the State Department had issued demand notices to the defaulting companies, no other avenues had been exploited in collecting the long outstanding amounts. This is contrary to Regulation 64 (1) (a) and (b) of the Public Finance Management (National Government) Regulations, 2015 which provides that an Accounting Officer and a Receiver of revenue are personally responsible for ensuring that adequate safeguards exist and are applied for the prompt collection and proper accounting for all national government revenue and other public moneys relating to their Ministries, Departments or Agencies and that adequate measures, including legal action where appropriate, are taken to ensure payment. Failure to collect the levies has denied the Government revenue for financing public services.

In addition, a Petroleum Integrated Planning System (PIPS) meant to improve the management of petroleum exploration and production activities is yet to be implemented.

2. Outstanding Imprests

The statement of financial position reflects accounts receivables - outstanding imprest and clearance accounts totaling Kshs.69,092,975. As disclosed in Note 9 to the financial statements, the amount includes Kshs.3,536,323 relating to outstanding imprests as at 30 June, 2020 which was due and ought to have been surrendered on or before April, 2020. However, the amount was still outstanding as at 30 June, 2020 and the recovery process had not commenced contrary to Regulation 93(5) and (6) of the Public Finance Management (National Government) Regulations, 2015 which requires a holder of a temporary imprest to account or surrender the imprest within seven (7) working days after returning to duty station, failure to which the Accounting Officer should take immediate action to recover the full amount from the salary of the defaulting officer with interest at the prevailing Central Bank Rate.

In the circumstances, the recoverability of the long outstanding imprest of Kshs.3,536,323 could not be confirmed.

The audit was conducted in accordance with ISSAI 4000. The standard requires that I comply with ethical requirements and plan and perform the audit to obtain assurance about whether the activities, financial transactions and information reflected in the financial statements comply, in all material respects, with the authorities that govern them. I believe that the audit evidence I have obtained is sufficient and appropriate to provide a basis for my conclusion.

REPORT ON EFFECTIVENESS OF INTERNAL CONTROLS, RISK MANAGEMENT AND GOVERNANCE

Conclusion

As required by Section 7(1)(a) of the Public Audit Act, 2015, based on the procedures performed, I confirm that, nothing has come to my attention to cause me to believe that internal controls, risk management and overall governance were not effective.

Basis for Conclusion

The audit was conducted in accordance with ISSAI 2315 and ISSAI 2330. The standards require that I plan and perform the audit to obtain assurance about whether effective processes and systems of internal control, risk management and overall governance were operating effectively, in all material respects. I believe that the audit evidence I have obtained is sufficient and appropriate to provide a basis for my conclusion.

Responsibilities of Management and those Charged with Governance

Management is responsible for the preparation and fair presentation of these financial statements in accordance with International Public Sector Accounting Standards (Accrual Basis) and for maintaining effective internal control as Management determines is necessary to enable the preparation of financial statements that are free from material misstatement, whether due to fraud or error; and for assessment of the effectiveness of internal control, risk management and governance.

In preparing the financial statements, Management is responsible for assessing the Fund's ability to continue to offer services, disclosing, as applicable, matters related to sustainability of services and using the applicable basis of accounting, unless Management is aware of the intention to terminate the Fund or to cease operations.

Management is also responsible for submission of the financial statements to the Auditor-General in accordance with the provisions of Section 47 of the Public Audit Act, 2015.

In addition to the responsibility for preparing and presenting the financial statements described above, Management is also responsible for ensuring that the Fund's activities, financial transactions and information reflected in the financial statements comply with the authorities which govern them, and that public resources are applied in an effective way.

Those charged with governance are responsible for overseeing the Fund's financial reporting process, reviewing the effectiveness of how the entity monitors compliance with relevant legislative and regulatory requirements, ensuring that effective processes and systems are in place to address key roles and responsibilities in relation to governance and risk management, and ensuring the adequacy and effectiveness of the control environment.

Auditor-General's Responsibilities for the Audit

The audit objectives are to obtain reasonable assurance about whether the financial statements as a whole are free from material misstatement, whether due to fraud or error, and to issue an auditor's report that includes my opinion in accordance with the provisions of Section 48 of the Public Audit Act, 2015 and submit the audit report in compliance with Article 229(7) of the Constitution. Reasonable assurance is a high level of assurance but is not a guarantee that an audit conducted in accordance with ISSAIs will always detect a material misstatement and weakness when it exists. Misstatements can arise from fraud or error and are considered material if, individually or in the aggregate, they could reasonably be expected to influence the economic decisions of users taken on the basis of these financial statements.

In addition to the audit of the financial statements, a compliance audit is planned and performed to express a conclusion about whether, in all material respects, the activities, financial transactions and information reflected in the financial statements comply with the authorities that govern them and that public resources are applied in an effective way, in accordance with the provisions of Article 229(6) of the Constitution.

Further, in planning and performing the audit of the financial statements and audit of compliance, I consider internal control in order to give an assurance on the effectiveness of internal controls, risk management and governance processes and systems in accordance with the provisions of Section 7(1)(a) of the Public Audit Act, 2015 and submit the audit report in compliance with Article 229(7) of the Constitution. My consideration of the internal control would not necessarily disclose all internal control matters that might be material weaknesses under the ISSAIs. A material weakness is a condition in which the design or operation of one or more of the internal control components does not reduce to a relatively low level the risk that misstatements caused

by error or fraud in amounts that would be material in relation to the financial statements being audited may occur and not be detected within a timely period by employees in the normal course of performing their assigned functions.

Because of its inherent limitations, internal control may not prevent or detect misstatements and instances of non-compliance. Also, projections of any evaluation of effectiveness to future periods are subject to the risk that controls may become inadequate because of changes in conditions, or that the degree of compliance with the policies and procedures may deteriorate.

As part of an audit conducted in accordance with ISSAIs, I exercise professional judgement and maintain professional skepticism throughout the audit. I also:

- Identify and assess the risks of material misstatement of the financial statements, whether due to fraud or error, design and perform audit procedures responsive to those risks, and obtain audit evidence that is sufficient and appropriate to provide a basis for my opinion. The risk of not detecting a material misstatement resulting from fraud is higher than for one resulting from error, as fraud may involve collusion, forgery, intentional omissions, misrepresentations, or the override of internal control.
- Evaluate the appropriateness of accounting policies used and the reasonableness of accounting estimates and related disclosures made by the Management.
- Conclude on the appropriateness of the Management's use of the appropriate basis of accounting and, based on the audit evidence obtained, whether a material uncertainty exists related to events or conditions that may cast significant doubt on the Fund's ability to sustain its services. If I conclude that a material uncertainty exists, I am required to draw attention in the auditor's report to the related disclosures in the financial statements or, if such disclosures are inadequate, to modify my opinion. My conclusions are based on the audit evidence obtained up to the date of my audit report. However, future events or conditions may cause the Fund not to sustain its services.
- Evaluate the overall presentation, structure and content of the financial statements, including the disclosures, and whether the financial statements represent the underlying transactions and events in a manner that achieves fair presentation.
- Obtain sufficient appropriate audit evidence regarding the financial information and business activities of the Fund to express an opinion on the financial statements.
- Perform such other procedures as I consider necessary in the circumstances.

I communicate with the Management regarding, among other matters, the planned scope and timing of the audit and significant audit findings, including any significant deficiencies in internal control that are identified during the audit.

I also provide Management with a statement that I have complied with relevant ethical requirements regarding independence and communicate with them all relationships and other matters that may reasonably be thought to bear on my independence, and where applicable, related safeguards.



Nancy Gathungu
AUDITOR-GENERAL


Nairobi


24 May, 2021

4.0 STATEMENT OF FINANCIAL PERFORMANCE FOR THE YEAR ENDED 30TH
JUNE, 2020

		2019/2020	2018/2019
	Note		
		Kshs.	Kshs.
Revenue from non-exchange transactions			
Fines, penalties and levies	1	150,811,132	152,506,730
Fines, penalties and levies Receivables	2	294,738,902	739,094,998
		445,550,033	891,601,728
Revenue from exchange transactions			
Other revenues	3	43,159,739	42,467,153
Total revenue		488,709,772	934,068,881
Expenses			
General expense	4	100,215,726	85,860,240
Transfer to other Government Units	5	49,559,020	59,691,915
Provision for Doubtful Debts	6	-	92,575,110
Total expenses		149,774,746	238,127,265
Deficit/ Surplus for the period		338,935,026	695,941,616

The Financial Statements set out on pages 1 to 22 were signed on behalf of the Management on
30.09.2020 by;


Principal Secretary
Andrew N. Kamau CBS


Assistant Accountant General
CPA Charles Liyayi Shidzugane
ICPAK Number: 5068


**Petroleum Training Levy Fund
Reports and Financial Statements
For the Year Ended 30th June 2020**

5.0 STATEMENT OF FINANCIAL POSITION AS AT 30TH JUNE, 2020


1. ASSETS	Note	2019/2020	2018/2019
		Kshs.	Kshs.
CURRENT ASSETS			
Cash and Cash Equivalents	7	981,496,674	957,262,766
Accounts receivables-fines, penalties and levies	8	1,963,072,617	1,668,333,715
Accounts Receivables - Outstanding Imprest and Clearance Accounts	9	68,836,323	60,127,322
TOTAL ASSETS		3,013,405,614	2,685,723,803
LIABILITIES			
Accounts Payables – Advance Payment	10	31,248,076	42,501,292
NET ASSETS		2,982,157,538	2,643,222,511
REPRESENTED BY			
Fund balance b/fwd	11	2,643,222,511	1,947,280,895
Surplus for the year		338,935,027	695,941,616
TOTAL ASSETS AND LIABILITIES		2,982,157,538	2,643,222,511

The Financial Statements set out on pages 1 to 22 were signed on behalf of the Management on

30.09.2020 by;



Principal Secretary
Andrew N. Kamau, CBS



Assistant Accountant General
CPA Charles Liyayi Shidzugane
ICPAK Number: 5068

**Petroleum Training Levy Fund
Reports and Financial Statements
For the Year Ended 30th June 2020**

6.0 STATEMENT OF CHANGES IN NET ASSETS AS AT 30TH JUNE, 2020.

	2019/2020
	KShs.
Balance as at 1 st July 2018	1,947,280,896
Surplus for the year	695,941,616
Balance as at 30 th June 2019	2,643,222,511
Balance as at 1 st July 2019	2,643,222,511
Surplus for the year	338,935,026
Balance as at 30 th June 2020	2,982,157,537

**Petroleum Training Levy Fund
Reports and Financial Statements
For the Year Ended 30th June 2020**


7.0 STATEMENT OF CASH FLOWS FOR THE YEAR ENDED 30TH JUNE, 2020

2.	Note	2019/2020	2018/2019
		Kshs	Kshs
CASH FLOW FROM OPERATING ACTIVITIES			
Receipts for operating income			
Tax Revenues	1	150,811,132	152,506,730
Other Revenues	3	43,159,739	42,467,153
Cash flow from operating activities		193,970,871	194,973,883
Payments for operating expenses			
General Expenses	4	100,215,726	59,691,915
Transfers to Other Government Units	5	49,559,020	85,860,240
		149,774,746	145,552,155
Adjusted for:			
Changes in receivables	12	(8,709,001)	(59,471,282)
Changes in payables	13	(11,253,216)	23,405,373
		-	-
Net cash flow from operating activities		24,233,908	13,355,819
NET INCREASE IN CASH AND CASH EQUIVALENT		24,233,908	13,355,819
Cash and cash equivalent at BEGINNING of the year		957,262,766	943,906,947
Cash and cash equivalent at END of the year		981,496,674	957,262,766

The Financial Statements set out on pages 1 to 22 were signed on behalf of the Management on 30.09.2020 by;



Principal Secretary
Andrew N. Kamau CBS



Assistant Accountant General
CPA Charles Liyayi Shidzugane
ICPAK Number: 5068

**Petroleum Training Levy Fund
Reports And Financial Statements
For The Year Ended 30th June 2020**

8.0 STATEMENT OF COMPARISON OF BUDGET AND ACTUAL AMOUNTS AS AT 30TH JUNE, 2020

Revenue/Expense Item	Original Budget	Adjustments	Final Budget	Actual on Comparable Basis	Budget Utilisation Difference	% of Utilisation Difference to Final Budget
	a	b	c=a+b	d	e=d-c	f=d/c %
Revenue from non-exchange transactions						
Fines, penalties and levies	222,000,000		222,000,000	150,811,132	71,188,868	68
Other income	-	-	-	43,159,739	(43,159,739)	
Total Receipts	222,000,000	-	222,000,000	193,970,871	28,029,129	87
PAYMENTS						
Use of goods and services	172,000,000	-	172,000,000	100,215,726	71,784,274	58
Transfer to other government units	50,000,000	-	50,000,000	49,559,020	440,980	99
Grand Total	222,000,000	-	222,000,000	149,774,746	72,225,254	68

The Financial Statements set out on pages 1 to 22 were signed on behalf of the Management on 30.06.2020 by;



Principal Secretary
Andrew N. Kamau CBS



Assistant Accountant General
CPA Charles Liyayi Shidzugane
ICPAK Number: 5068

9.0 SUMMARY OF SIGNIFICANT ACCOUNTING POLICIES

9.1 Statement of compliance and basis of preparation

The Fund's financial statements have been prepared in accordance with and comply with International Public Sector Accounting Standards (IPSAS). The financial statements are presented in Kenya shillings, which is the functional and reporting currency of the Fund. The accounting policies have been consistently applied to all the years presented.

The financial statements have been prepared on the basis of historical cost, unless stated otherwise. The cash flow statement is prepared using the direct method.

This is the first year the financial statements have been prepared on accrual basis.

9.2 Adoption of new and revised standards

9.2.1 Revenue recognition

i) Revenue from non-exchange transactions

Transfers from other government entities

Revenues from non-exchange transactions with other government entities are measured at fair value and recognized on obtaining control of the asset (cash, goods, services and property) if the transfer is free from conditions and it is probable that the economic benefits or service potential related to the asset will flow to the entity and can be measured reliably.

ii) Revenue from exchange transactions

9.3 Interest income

Interest income is accrued using the effective yield method. The effective yield discounts estimated future cash receipts through the expected life of the financial asset to that asset's net carrying amount. The method applies this yield to the principal outstanding to determine interest income each period.

9.4 Budget information

The original budget for FY 2019/2020 was approved by the National Assembly on June 2019. Subsequent revisions or additional appropriations were made to the approved budget in accordance with specific approvals from the appropriate authorities.

- The entity's budget is prepared on a different basis to the actual income and expenditure disclosed in the financial statements. The financial statements are prepared on accrual basis using a classification based on the nature of expenses in the statement of financial performance, whereas the budget is prepared on a cash basis. The amounts in the financial statements were recast from the accrual basis to the cash basis and reclassified by presentation to be on the same basis as the approved budget. A comparison of budget and actual amounts, prepared on a comparable basis to the approved budget, is then presented in the statement of comparison of budget and actual amounts.

In addition to the Basis difference, adjustments to amounts in the financial statements are also made for differences in the formats and classification schemes adopted for the presentation of the financial statements and the approved budget.

SUMMARY OF SIGNIFICANT ACCOUNTING POLICIES (CONTINUED)

9.5 Contingent liabilities

The Entity does not recognize a contingent liability, but discloses details of any contingencies in the notes to the financial statements, unless the possibility of an outflow of resources embodying economic benefits or service potential is remote.

9.6 Nature and purpose of reserves

The Entity creates and maintains reserves in terms of specific requirements.

9.7 Related parties

The Entity regards a related party as a person or an entity with the ability to exert control individually or jointly, or to exercise significant influence over the Entity, or vice versa. Members of key management are regarded as related parties and comprise the Principal Secretary and the Fund Accountant.

9.8 Cash and cash equivalents

Cash and cash equivalents comprise cash on hand and cash at bank, short-term deposits on call and highly liquid investments with an original maturity of three months or less, which are readily convertible to known amounts of cash and are subject to insignificant risk of changes in value. Bank account balances include amounts held at the commercial banks at the end of the financial year.

9.9 Comparative figures

Where necessary comparative figures for the previous financial year have been amended or reconfigured to conform to the required changes in presentation.

9.10 Events after the reporting period

There were no material adjusting and non-adjusting events after the reporting period.

9.11 Ultimate and Holding Entity

The entity is a Public Fund established by Section 167 of the Public Finance Management (PFM) Act 2012. Its ultimate parent is the Ministry of Petroleum.

9.12 Currency

The financial statements are presented in Kenya Shillings (Kshs).

9.13 Significant judgments and sources of estimation uncertainty

The preparation of the Entity's financial statements in conformity with IPSAS requires management to make judgments, estimates and assumptions that affect the reported amounts of revenues, expenses and the disclosure of contingent liabilities, at the end of the reporting period. However, uncertainty about these assumptions and estimates could result in outcomes that require a material adjustment to the carrying amount of the asset or liability affected in future periods.

9.14 Estimates and assumptions

The key assumptions concerning the future and other key sources of estimation uncertainty at the reporting date, that have a significant risk of causing a material adjustment to the carrying amounts of assets and liabilities within the next financial year, are described below. The Entity based its assumptions and estimates on parameters available when the consolidated financial statements were prepared. However, existing circumstances and assumptions about future developments may change due to market changes or circumstances arising beyond the control of the Entity. Such changes are reflected in the assumptions when they occur. IPSAS 1.140.

9.15 Useful lives and residual values

- The useful lives and residual values of assets are assessed using the following indicators to inform potential future use and value from disposal:
- The condition of the asset based on the assessment of experts employed by the Entity
- The nature of the asset, its susceptibility and adaptability to changes in technology and processes
- The nature of the processes in which the asset is deployed
- Availability of funding to replace the asset
- Changes in the market in relation to the asset

9.16 Financial risk management

The Fund's activities expose it to a variety of financial risks including credit and liquidity risks and effects of changes in foreign currency. The Fund's overall risk management programme focuses on unpredictability of changes in the business environment and seeks to minimise the potential adverse effect of such risks on its performance by setting acceptable

levels of risk. The Fund does not hedge any risks and has in place policies to ensure that credit is only extended to customers with an established credit history.

The Fund's financial risk management objectives and policies are detailed below:

9.17 Credit risk

The Fund has exposure to credit risk, which is the risk that a counterparty will be unable to pay amounts in full when due. Credit risk arises from cash and cash equivalents, and deposits with banks.

The carrying amount of financial assets recorded in the financial statements representing the entity's maximum exposure to credit risk without taking account of the value of any collateral obtained is made up as follows:

	Total amount (Kshs.)
At 30 June 2019	
Bank balances	957,262,766
Total	957,262,766
At 30 June 2020	
Bank balances	981,496,674
Total	981,496,674

The entity has significant concentration of credit risk on amounts deposited with banks.

The management sets the Fund's credit policies and objectives and lays down parameters within which the various aspects of credit risk management are operated.

9.18 Market risk

The board has put in place an internal audit function to assist it in assessing the risk faced by the entity on an ongoing basis, evaluate and test the design and effectiveness of its internal accounting and operational controls.

Market risk is the risk arising from changes in market prices, such as interest rate, equity prices and foreign exchange rates which will affect the entity's income or the value of its holding of financial instruments. The objective of market risk management is to manage and control market risk exposures within acceptable parameters, while optimising the return. Overall responsibility for managing market risk rests with the Audit and Risk Management Committee.

- The Fund's Finance Department is responsible for the development of detailed risk management policies (subject to review and approval by Audit and Risk Management Committee) and for the day to day implementation of those policies.

There has been no change to the entity's exposure to market risks or the manner in which it manages and measures the risk.

9.19 Interest rate risk

Interest rate risk is the risk that the entity's financial condition may be adversely affected as a result of changes in interest rate levels. The company's interest rate risk arises from bank deposits. This exposes the Fund to cash flow interest rate risk. The interest rate risk exposure arises mainly from interest rate movements on the Fund's deposits.

9.19.1 Management of interest rate risk

To manage the interest rate risk, management has endeavoured to bank with institutions that offer favourable interest rates.

9.19.2 Sensitivity analysis

The Fund analyses its interest rate exposure on a dynamic basis by conducting a sensitivity analysis. This involves determining the impact on profit or loss of defined rate shifts. The sensitivity analysis for interest rate risk assumes that all other variables, in particular foreign exchange rates, remain constant. The analysis has been performed on the same basis as the prior year.

9.20 Capital risk management

The objective of the Fund's capital risk management is to safeguard the Fund's ability to continue as a going concern. The entity capital structure comprises of the following funds:

	2019/2020	2018/2019
	Kshs.	Kshs.
Total assets	2,982,157,537	2,685,723,803
Less payables	31,248,076	(42,501,292)
Accumulated surplus	2,950,909,461	2,643,222,511
Less: cash and bank balances	(981,496,674)	(957,262,766)
Accounts receivables and outstanding imprests	1,969,412,787	1,728,461,037
Gearing	2%	1.6%

10. NOTES TO THE FINANCIAL STATEMENTS

1) Fines, penalties & Levies

Description	2019/2020	2018/2019
	Kshs.	Kshs.
Levies from the oil companies-Training Levy	97,003,216	152,506,730
Levies from the oil companies-Surface Fess	53,807,916	-
Total	150,811,132	152,506,730

These refers to levies received from oil companies in the year and due from them for the same year.

2) Fines and Penalties receivables

Description	2019/2020	2018/2019
	Kshs.	Kshs.
Levies from the oil companies	294,738,902	739,094,998
Total	294,738,902	739,094,998

3) Other Revenues

Description	2019/2020	2018/2019
	Kshs.	Kshs.
Interest income from bank deposits	43,159,739	42,467,153
Total interest income	43,159,739	42,467,153

4) General expenses

Description	2019/2020	2018/2019
	Kshs.	Kshs.
Training expenses	95,700,646	53,256,317
Other operating expenses-Bank Charges	110,320	6,435,598
Exchange Rate Losses	4,404,760	-
Total	100,215,726	59,691,915

NOTES TO THE FINANCIAL STATEMENTS (CONTINUED)

5) Transfer to other Government Units

Description	2019/2020	2018/2019
	Kshs.	Kshs.
Transfer to NOCK	30,000,000	30,000,000
Transfer to State Department of Petroleum	19,559,020	55,860,240
Total	49,559,020	85,860,240

6) Provision for Doubtful Debts

	2019/2020	2018/2019
Financial institution	Kshs.	Kshs.
Provision for doubtful debts	-	92,575,110
Total	-	92,575,110

7) Cash and Cash equivalents

Description	2019/2020	2018/2019
	Kshs.	Kshs.
PTL Bank Account	924,294,572	957,262,766
Surface Fees Bank Account	57,202,102	-
Total	981,496,674	957,262,766

NOTES TO THE FINANCIAL STATEMENTS (CONTINUED)

8) Accounts Receivables - Fines, penalties and levies

Description	2019/2020	2018/2019
	Kshs.	Kshs.
Fines, penalties and levies brought forward	1,668,333,715	1,021,813,827
Add fines, penalties and levies receivable for the year	294,738,902	739,094,998
Less provision for doubtful debts	-	(92,575,110.00)
Total	1,963,072,617	1,668,333,715

9) Accounts Receivables - Outstanding Imprest and Clearance Accounts

	Kshs.	Kshs.
Imprest	3,536,323	656,040
Recurrent bank a/c	-	23,658,598
KEPTAP SALARIES	65,300,000	34,312,684
Development Bank A/c	-	1,500,000
Total Receivables	68,836,323	60,127,322

9) Imprest holders register

NAME OF OFFICER	DATE ISSUED	AMOUNT ISSUED	AMOUNT SURENDERED	BALANCE
CATHERINE KATHINGO	20/4/2017	656,040.00	0	656,040.00
CHARLES KIMONDIU	3/3/2020	690,192.00	0	690,192.00
CAROLINE MAINA	3/3/2020	690,192.00	0	690,192.00
JULIET KARORI	3/3/2020	690,192.00	0	690,192.00
SAMUEL NGENY	2/2/2020	50,400.00	0	50,400.00
GEORGE MOGUSU	3/3/2020	759,307.00	0	759,307.00
		3,536,323.00		3,536,323.00

10) Payment Received in Advance

Description	2019/2020	2018/2019
	Kshs.	Kshs.
Fees and Levies relating to next Financial Year	31,248,076	42,501,292
Total payment received in advance	31,248,076	42,501,292

11) Fund balance Brought Forward

Description	2019/2020	2018/2019
	Kshs.	Kshs.
Bank accounts	957,262,766	943,906,947
Fines, penalties and levies Receivables	1,668,333,715	1,021,813,827
Receivables - Outstanding Imprests	60,127,322	656,040
Payables - Deposits	42,501,292.00	19,095,919
TOTAL	2,728,225,095	1,947,280,895

12) Changes in receivables

	2019/2020	2018/2019	Change
	Kshs.	Kshs.	Kshs.
Outstanding Imprest and Clearance Accounts	68,836,323	60,127,322	8,709,001
Total	68,836,323	60,127,322	8,709,001

13) Changes in payables

	2019/2020	2018/2019	Change
	Kshs.	Kshs.	Kshs.
Outstanding Imprest and Clearance Accounts	31,248,076	42,501,292	11,253,216
Total	31,248,076	42,501,292	11,253,216

14) Related party balances

a) Nature of related party relationships

Entities and other parties related to the Fund include those parties who have ability to exercise control or exercise significant influence over its operating and financial decisions. Related parties include management personnel, their associates and close family members. The fund/scheme is related to the following entities:

- a) Ministry of Petroleum;
- b) Key management personnel.

(f) Related parties transactions

	FY2019/2020	FY2018/2019
	Kshs.	Kshs.
Transfers to related parties (NOCK)	30,000,000	30,000,000
Transfer to State Department of Petroleum	19,559,020	55,860,240
TOTAL	49,559,020	85,860,240

11. PROGRESS ON FOLLOW UP OF AUDITOR RECOMMENDATIONS

The following is the summary of issues raised by the external auditor, and management comments that were provided to the auditor. We have nominated focal persons to resolve the various issues as shown below with the associated time frame within which we expect the issues to be resolved.

Reference No. on the external audit Report	Issue / Observations from Auditor	Management comments	Focal Point person to resolve the issue (Name and designation)	Status: (Resolved / Not Resolved)	Timeframe: (Put a date when you expect the issue to be resolved)
REPORT OF FINANCIAL STATEMENTS					
1.	Non-conformity with state departments financial statement-use of IPSAS accrual as opposed to IPSAS cash basis	The adoption of accrual basis in preparation of financial statements was consistent with other funds by other MDAs	SP	Not yet	Started
2.	Incorrect recognition of revenue-recognising surface fees as part of training fees	The state department has sought authority to open bank account	HAU	Bank account opened	Within this financial year 2018/2019

Reference No. on the external audit Report	Issue / Observations from Auditor	Management comments	Focal Point person to resolve the issue (Name and designation)	Status: (Resolved/Not Resolved)	Timeframe: (Put a date when you expect the issue to be resolved)
1.2	Difference between training fund budget and voted provisions resulting to excess AIA which have not been utilized	in order to enable the recording of the collections separately. The state department has employed new staff who will utilize the funds for their training needs	SP	Not yet	Within the financial year 2018/2019
REPORT ON LAWFULNESS AND EFFECTIVENESS IN USE OF PUBLIC RESOURCES					
1	Grant and subsidies-Disclosure of the purpose of funds and expenditure returns for funds transferred to National oil corporation	Letter have been written to NOCK submit their expenditure returns	SP	Not yet	N/A
REPORT ON EFFECTIVENESS OF INTERNAL CONTROLS, RISK MANAGEMENT AND GOVERNANCE					

Reference No. on the external audit Report	Issue / Observations from Auditor	Management comments	Focal Point person to resolve the issue (Name and designation)	Status: (Resolved/Not Resolved)	Timeframe: (Put a date when you expect the issue to be resolved)
1.	Uncollected training levy-Failure of oil companies to pay training fees and surface fees	Demand notices have been issued besides engaging the oil companies through telephone conversations and face to face meetings.	SP	On going	
2.	Weakness in revenue collection and recording	Compilation on oil petroleum exploration blocks in the country	SP	In progress	
4.	Underutilization of training fund	The inclusion of all stakeholders in petroleum and oil and gas exploration for training	SP	In progress	

**STATE DEPARTMENT FOR PETROLEUM TRIAL BALANCE FOR THE YEAR
ENDED 30TH JUNE, 2019.**

	Dr	Cr
	Amount (kshs.)	Amount (kshs.)
Fund balance b/f	-	2,643,222,511
Fines, penalties and levies -training fees	-	97,003,216
Fines, penalties and levies surface fees	-	53,807,916
Payment received in advance	-	31,248,076
Fines, penalties and levies Receivables b/f	1,668,333,715	-
KEPTAP salaries	65,300,000	-
Temporary Imprests	3,536,323	-
PTL Bank Account	924,294,572	-
Surface Fees Bank Account	57,202,102	-
Transfer to NOCK	30,000,000	-
Transfers to Development Account for state department for petroleum	19,559,020	-
Other receipts not classified elsewhere	-	171,052.75
Training expenses	95,700,646	-
Interest income	-	43,159,739
Exchange Rate Losses	4,575,813	-
Other operating expenses-Bank Charges	110,320	-
Total	2,868,612,511	2,868,612,511

