

REPUBLIC OF KENYA



Enhancing Accountability

REPORT

PARLIAMENT
OF KENYA
LIBRARY

OF

THE AUDITOR-GENERAL

THE NATIONAL ASSEMBLY PAPERS LAID	
DATE: 13 MAY 2021	ON <u>ON</u> DAY <u>THURSDAY</u>
TABLED BY:	<u>LOM</u>
CLERK-AT THE TABLE:	<u>HON. AMOS KIMUNYA</u>

**REVENUE STATEMENTS OF THE STATE
DEPARTMENT FOR FISHERIES,
AQUACULTURE AND BLUE ECONOMY**

**FOR THE YEAR ENDED
30 JUNE, 2020**



**MINISTRY OF AGRICULTURE, LIVESTOCK, FISHERIES AND
COOPERATIVES
STATE DEPARTMENT FOR FISHERIES, AQUACULTURE AND THE BLUE
ECONOMY**

REPORTS AND FINANCIAL STATEMENTS

**FOR THE FINANCIAL YEAR ENDED
JUNE 30, 2020**

**Prepared in accordance with the Cash Basis of Accounting Method under the International Public Sector
Accounting Standards (IPSAS)**

STATE DEPARTMENT FOR FISHERIES, AQUACULTURE AND THE BLUE ECONOMY
Reports and Financial Statements
For the year ended June 30, 2020

Table of Contents	Page
1.KEY ENTITY INFORMATION AND MANAGEMENT	iii
<i>Vision Statement</i>	iii
<i>Mission Statement</i>	iii
2.FORWARD BY THE CABINET SECRETARY	2
Recommended Way Forward	5
3. STATEMENT OF PERFORMANCE AGAINST MDA'S PREDETRMINED OBJECTIVES.....	6
4.CORPORATE SOCIAL RESPONSIBILITY STATEMENT/SUSTAINABILITY	7
REPORTING.....	7
5.STATEMENT OF ENTITY MANAGEMENT RESPONSIBILITIES	11
6.REPORT OF THE INDEPENDENT AUDITORS ON THE STATE DEPARTMENT FOR FISHERIES, AQUACULTURE AND THE BLUE ECONOMY	13
7.STATEMENT OF RECEIPTS AND PAYMENTS.....	14
8.STATEMENT OF ASSETS AND LIABILITIES.....	15
9. STATEMENT OF CASH FLOWS	16
10.SUMMARY STATEMENT OF APPROPRIATION: RECURRENT AND DEVELOPMENT COMBINED.....	18
11.SUMMARY STATEMENT OF APPROPRIATION: RECURRENT	19
12.SUMMARY STATEMENT OF APPROPRIATION: DEVELOPMENT	20
13.BUDGET EXECUTION BY PROGRAMMES AND SUB-PROGRAMMES.....	21
14.SIGNIFICANT ACCOUNTING POLICIES.....	22
15.NOTES TO THE FINANCIAL STATEMENT.....	27

1. KEY ENTITY INFORMATION AND MANAGEMENT

(a) Background information

The *State Department for Fisheries, Aquaculture and the Blue Economy* was formed on June, 2018 by merging the Ministry of Agriculture, Livestock and Fisheries. At cabinet level, the *State Department* is represented by the Cabinet Secretary for Ministry of Agriculture, Livestock, Fisheries and Cooperatives, who is responsible for the general policy and strategic direction of the *State Department*.

Vision Statement

To be a regional leader in governance and development of fisheries resources, aquaculture and the blue economy

Mission Statement

To facilitate sustainable management and development of fishery resources, aquaculture and the blue economy for accelerated socio- economic development

Mandate

The State Department is mandated to coordinate the development of policy, legal, regulatory and institutional framework for fisheries resources, aquaculture and the blue economy management and development

Core Values

In order to fulfil its mandate and realize its vision and mission, the operation of the State Department is guided by the following principles:-

- i. Integrity;
- ii. Reliability;
- iii. Team Spirit;
- iv. Meritocracy;
- v. Fairness and equity;
- vi. Transparency;
- vii. Professionalism; and
- viii. Accountability.

Core Functions

- i. Fisheries policy;
- ii. Fisheries marketing Policy;
- iii. Coordination of Fisheries, Marine and the Blue Economy Research
- iv. Fishing licensing;
- v. Development of fisheries;
- vi. Fish quality assurance;
- vii. Coordination of development of policy, legal regulatory and institutional framework for the fisheries industry and the Blue Economy
- viii. Enhancement of technical cooperation with partner states
- ix. Coordination of maritime spatial planning and integrated coastal zone management;
- x. Protection and regulation of marine ecosystems;

STATE DEPARTMENT FOR FISHERIES, AQUACULTURE AND THE BLUE ECONOMY
Reports and Financial Statements
For the year ended June 30, 2020

- xi. Management and licensing of local and foreign fishing trawlers in Kenyan waters
- xii. Protection of marine resources in EEZ
- xiii. Overall policy for exploitation of agro-based marine resources;
- xiv. Policy on development of fishing ports and associated infrastructure
- xv. Capacity building for sustainable exploitation of agro-based marine resources;
- xvi. Protection of aquatic ecosystem;
- xvii. Promotion of Kenya as a centre for aquaculture
- xviii. Oversight of state corporation

(b) Key Management

The *State Departments'* day-to-day management is under the following key organs:

- The Principal Secretary;
- Directorate of Aquaculture Technology Development;
- Directorate of Fisheries Policy Research and Regulations; and
- Directorate of Fisheries Resource Development and Marketing

(c) Fiduciary Management

The key management personnel who held office during the financial year ended 30th June 2020 and who had direct fiduciary responsibility were:

No.	Designation	Name
1.	Accounting Officer	Prof. Micheni Japhet Ntiba, PhD DBA CBS
2.	Fisheries and the Blue Economy Secretary	Mrs Susan Imende
3.	Director General Kenya Fisheries Service	- Mr. Daniel Mungai
4.	Director of Fisheries Resource Development and Marketing	Ms. Lucy Obungu
5.	Director of Aquaculture Technology	Dr. Simon Macharia

(d) Fiduciary Oversight Arrangements

- Audit and Finance Committees

The State Departments' Audit Committee has been active vide Treasury Circular No.16/2005 dated 4th October, 2005 before introduction of PFM Act, 2012. However, during the period under review (2017/2018), the PFM Regulations covering the State Departments' Audit Committee has been finalised and approved by Parliament for effective application as required.

- Parliamentary Committee activities

The Ministry handled various issues both at the National Assembly and the Senate of Parliament:

STATE DEPARTMENT FOR FISHERIES, AQUACULTURE AND THE BLUE ECONOMY
Reports and Financial Statements
For the year ended June 30, 2020

National Assembly – Agriculture and Co-operatives Committee

- Statements -
- Petitions -
- Motions -
- Workshops/Seminars -
- Meetings with Departmental Committees -

Senate

- Statements -
- Petitions -
- Motions -
- Workshops/Seminars -
- Meetings with Departmental Committees -

(e) Entity Headquarters

P.O. Box 58187
Kilimo House
Cathedral Road
Nairobi, KENYA

STATE DEPARTMENT FOR FISHERIES, AQUACULTURE AND THE BLUE ECONOMY,
Reports and Financial Statements
For the year ended June 30, 2020

Entity Contacts

Telephone: (254) 2716103/85
E-mail: psfisheries@kilimo.go.ke
Website: www.kilimo.go.ke

(f) Entity Bankers

1. Central Bank of Kenya
Haile Selassie Avenue
P.O. Box 60000
City Square 00200
Nairobi, Kenya
2. Kenya Commercial Bank
Moi Avenue
P.O Box 48400 - 00100
Nairobi, Kenya

(g) Independent Auditors

Auditor General
Office of Auditor General
Anniversary Towers, University Way
P.O. Box 30084
GOP 00100
Nairobi, Kenya

(h) Principal Legal Adviser

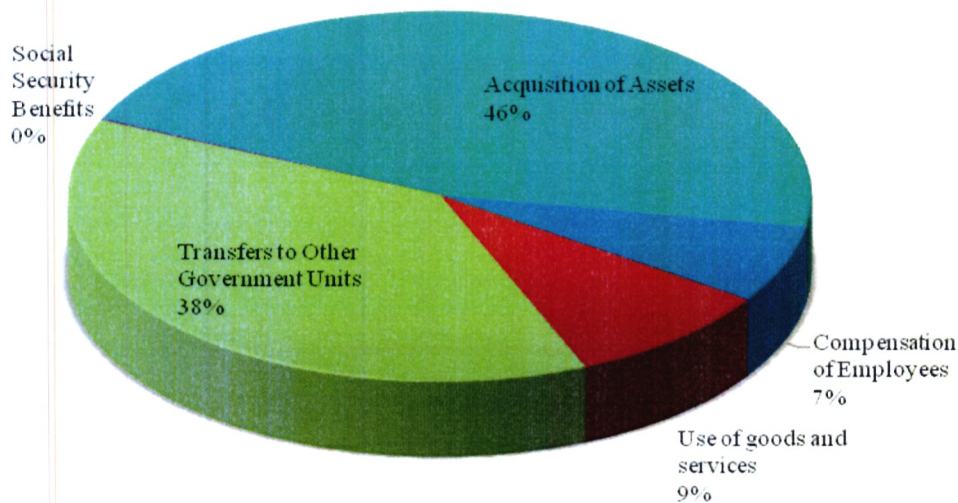
The Attorney General
State Law Office
Harambee Avenue
P.O. Box 40112
City Square 00200
Nairobi, Kenya

2.FORWARD BY THE CABINET SECRETARY

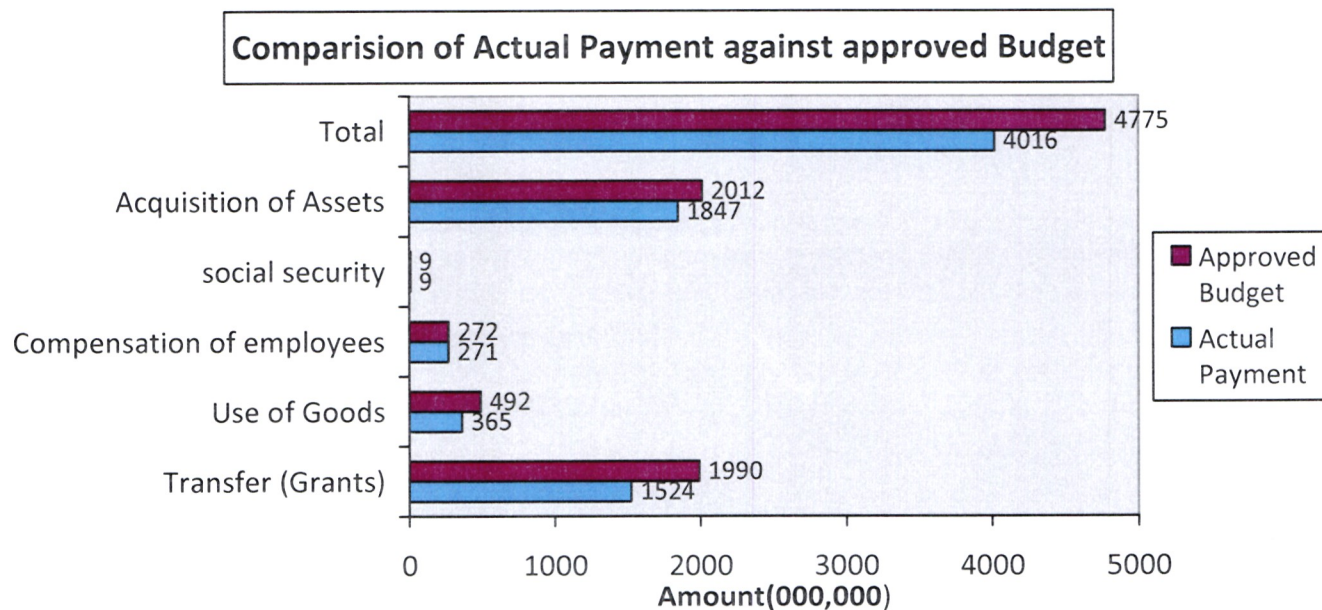
The State Department for Fisheries, Aquaculture and the Blue Economy under the Ministry of Agriculture, Livestock, Fisheries and Cooperatives continued to implement its Strategic Plan (2018-2022) with the goal of ensuring sustainable utilization of fisheries resources in natural water bodies and expanding fish farming through technology development and transfer. The State Department's approved budget for Financial Year 2019/20 was Kshs 4,775,480,754 out of which total payments for the year amounted to Kshs. 4,016,165,537.55 representing absorption of 84 per cent. As a result, a total of Kshs 759,315,216.00 of the allocated budget was not utilized.

The budget performance by economic classification is as depicted in Figure 1 below:

Budget Utilisation as Per Economic Items



STATE DEPARTMENT FOR FISHERIES, AQUACULTURE AND THE BLUE ECONOMY
Reports and Financial Statements
For the year ended June 30, 2020



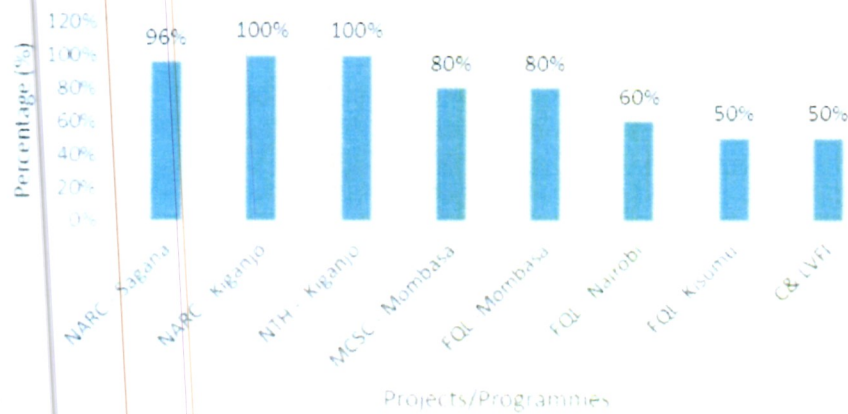
The Annual Financial Statements (AFS) provide a detailed assessment of the composition, allocation, and utilisation of funds covering the period 2018/2019 Financial Year. The Annual Financial Statements assess the extent to which targets set were achieved and the underlying reasons for non-achievement of some targets. The information contained in this report, was extracted from records relating to budget implementation as well as through discussions with key staff involved in programme implementation during the review period.

The key achievements during the period include successfully carrying out a marine fish assessment survey, conducting ‘Eat More Fish’ campaigns that have led to an increase in the per capita consumption of fish and developing a Maritime Spatial Plan that is 80% complete as at now. The State Department has also trained fishers in deep-sea fishing and initiated the process of acquisition of deep-sea fishing boats. Besides, we have conducted Marine Frame Survey, constructed and staffed Fish Quality Laboratories in Nairobi, Mombasa (FQL) and Kisumu while the one in Mombasa is under construction, rolled at the Aquaculture Business Development Programme (ABDP) to counties and accelerated the development of coastal (including Liwatoni Fishing Port), and inland fisheries infrastructure (C&LVFI).

Other achievements include National Aquaculture Resource Centre (NARC) - Sagana; National Aquaculture Resource Centre (NARC) and associated works - Kiganjo; Construction works (perimeter wall, gate & gatehouse, drive way and associated works) National Trout Hatchery (NTH) - Kiganjo and Construction of Fisheries Monitoring Control and Surveillance Centre (MCSC) – Mombasa.

The level of completion of some of these projects is as provided in the Figure 1.

Figure 1: Level of Completion of projects/Programmes



Emerging Issues

Terrorism, Piracy and Trafficking in illicit cargo in water bodies

Irregular and poor inspection of fishing vessels, combined with fishing vessels' ability to move easily and relatively undetected from country to country make them an attractive option for transporting illicit cargo (drugs, firearms, human trafficking) while operating under the cover of fishing. This situation poses a major threat to the security of authorized fishing vessels, occasionally leading to hijacking of fishing vessels in the Exclusive Economic zone (EEZ) and the high seas

Invasive species in water bodies

The emergence and proliferation of Water Hyacinth in inland waterways especially in Lake Victoria, presents a major challenge to navigation of fishing and transport boats and vessels leading to inefficiencies in fishing operations and sea/inland water transport. In addition, invasive species and harmful algal blooms associated with ballast water exchange affect the marine ecosystem.

Impacts of Climate Change

The negative impacts of climate change in the recent past in terms of draught and floods have negatively affected the fisheries and aquaculture. For example, the effects of flood resulting from the long rains (February-May, 2020) in the fisheries sector included: destruction of BMU infrastructure i.e. Fish Bandas, Toilets, eateries, jetties, fish stores. Boats, fishing gears and boat engines; attacks by crocodiles and hippos had increased because the water levels had risen and spread close to homesteads e.g in L. Baringo; submerging of reeds that serve as raw materials for making fishing canoes especially in Baringo County; increased turbulence and strong water waves that hampered navigation using kaldich/ dug outs and canoes using sails; and damage valued Kshs. 485 Million was incurred by the fisher folk (L. Victoria 400 M, L. Baringo 50M, L. Naivasha 20M, and L. Turkana 15M)

COVID -19

The operations in the capture fisheries and aquaculture value chain heavily rely on human-human interactions. Consequently, the measures put forward to mitigate the impact of COVID-19 had a

STATE DEPARTMENT FOR FISHERIES, AQUACULTURE AND THE BLUE ECONOMY
Reports and Financial Statements
For the year ended June 30, 2020

serious negatively effect on the value chain, right from production: processing: transportation: wholesale and retail market; and at the regional and international market. The curfew and cessation of movement measures, ban of flights and reduced number of cargo ships had the net effect of disrupting operations at every node of the value chain (production, processing, distribution, marketing and trade) resulting to reduced earnings in the sector. This was mainly due to reduced and irregular fish supply, increased post-harvest losses and increased costs of fish inputs especially fish feeds.

Implementation Challenges

The key challenges encountered in budget implementation were: inadequate staff and skills for fish quality assurance; inadequate capacity and skills for management of deep sea fisheries; lack of an integrated policy framework for development of the Blue Economy; delays in uploading of development budget in the IFMIS; unpredictability in disbursement of exchequer; and COVID -19 pandemic.

Steps to address the challenges

To address the above challenges, the State Department recruited twelve (12) technical staff for the technical wing of the State Department; the process of recruiting additional thirty (30) technical staff and forty four (44) staff to man Nairobi, Mombasa and Kisumu Fish Quality Control Laboratories. The State Department also in collaboration with relevant stakeholders developed National and County Governments Protocols and Guidelines for use by the different players in the food supply chain in response to the challenges posed by COVID-19. This was to address the emerging food security and manage the food supply chain including fish and fish products along the fish value chain with a view to ensuring availability, accessibility and affordability of safe, adequate and nutritious food for all citizens. The food supply chain in the country consists of players in input provision, production, trade, processing, transport, logistics, handling and consumption. Further, the State Department will: develop diverse skills and competencies for management and development of deep sea fisheries; and develop an integrated policy framework for development of the Blue Economy.

Recommended Way Forward

The following recommendations are important based on the implementation of fisheries programmes and projects:

- i. It is important that planned activities receive adequate funding as scheduled to ensure successful implementation of the same.
- ii. There is need for The National Treasury to ensure timely uploading of development budget to enhance efficiency and effectiveness in implementation of programmes and projects
- iii. Participatory monitoring and evaluation of programmes and projects including mid-term and terminal review is key to effective delivery of desired outputs and outcomes.
- iv. It is crucial for the National Treasury to ensure that disbursement of the exchequer is in line with the approved cash flow plans to minimize disruptions and delays in implementation of projects and programmes.



HON. PETER MUNYA, EGH
CABINET SECRETARY

3. STATEMENT OF PERFORMANCE AGAINST MDA'S PREDETRMINED OBJECTIVES

Introduction

Section 81 (2) (f) of the Public Finance Management Act, 2012 requires that at the end of each Financial Year, the Accounting Officer when preparing financial statements of each National Government entity in accordance with the standards and formats prescribed by the Public Sector Accounting Standards Board includes a statement of the national government entity's performance against predetermined objectives.

The key development objectives of the State Department for Fisheries, Aquaculture, and the Blue Economy 2018-2022 plan are to:

- a) Develop/ review policies, plans, strategies, guidelines, legal and institutional framework for fisheries, aquaculture and the blue economy management and development;
- b) Enhance investment in the Blue Economy;
- c) Enhance the capacities for development and management of fisheries, aquaculture and the blue economy; and
- d) Fast track implementation of the Leadership and Integrity Act (LIA) 2012

Progress on attainment of Strategic development objectives

For purposes of implementing and cascading the above development objectives to specific sectors, all the development objectives were made specific, measurable, achievable, realistic and time-bound (SMART) and converted into development outcomes. Attendant indicators were identified for reasons of tracking progress and performance measurement: Below we provide the progress on attaining the stated objectives:

MDA Program	Objective	Outcome	Indicator	Performance
Fisheries Development and Management	To sustainably maximize the contribution of fisheries and aquaculture to poverty reduction, food and nutrition security, employment and wealth creation	Increase Food Security and Income	Percentage level of review of the National Oceans and Fisheries Policy 2008	90%. Target not achieved due to inadequate funds.
			Percentage Development of Inland Fisheries Infrastructure	45%. Implementation affected by flooding and budget cuts.
			Level Of Operationalization Of New Institutions (Kenya Fisheries Service, Fish Levy Trust Fund, Kenya Fisheries Advisory Council, Kenya Fish Marketing Authority, Kenya Fishing Industries Corporation)	60%. All the SAGAs have their Boards of Directors in place. Process of recruiting substantive CEOs is ongoing.

STATE DEPARTMENT FOR FISHERIES, AQUACULTURE AND THE BLUE ECONOMY
Reports and Financial Statements
For the year ended June 30, 2020

			Number of Aquaculture Innovation and technologies promoted	Three (3). Target achieved.
			Percentage completion of Aquaculture facility at Sagana	25%. Progress slowed down by adoption of austerity measures.
			Percentage completion of Aquaculture facility at Kiganjo	14%. Progress slowed down by adoption of austerity measures
			Number of innovative aquaculture market outlets established	5No. Target achieved
			Number of Eat More Fish campaigns conducted	5No. Target not met due to budgetary constraints.
			Number of Marine Fish Stock Assessments conducted	1No. Target achieved.
General Administration, Planning and Support Services	To provide efficient and effective support services	Efficient and effective support services	Number of monitoring and evaluation reports	12No. Target not achieved due to inadequate budgetary provision
			Percentage reduction in corruption and corruption related activities	90% reduction in corruption and corruption related activities.
			Percentage adoption of national cohesion and values	28%.
Development and Coordination of the Blue Economy	Create conducive environment for sustainable development of the Blue Economy	Conducive Environment for Sustainable Development of the Blue Economy	Percentage development of coastal fisheries infrastructure	55%. Implementation is steadily on course.
			Number of sea-weed farmers supported	300No. Target not achieved due to budget cuts.
			Percentage completion of marine frame surveys	50% completed

4. CORPORATE SOCIAL RESPONSIBILITY STATEMENT/SUSTAINABILITY REPORTING

The State Department exists to contribute towards food and nutritional security and to improve both the living standards and incomes of fisher-folks and other stakeholders. In carrying out its mandate of coordinating and facilitating the management and development of fisheries, aquaculture and the blue economy resources, we have adopted three programmes namely; Fisheries Development and Management, Development and Coordination of the Blue Economy and General Administration, Planning and Support Services.

Our performance in the three programmes are as outlined below:

1. Sustainability Strategy and Profile –

The fisheries sub-sector is currently experiencing several challenges. This includes but not limited to the high HIV and AIDS prevalence rate among fisher-folks, the Covid-19 pandemic that has greatly affected both the production and demand for fish and fisheries products, climate change that has resulted into intermittent flooding and swamping of fish landing sites in our inland water bodies thereby negating their construction and rehabilitation, among others.

However, there is a ray of hope for the sub-sector especially with the per capita consumption of fish going up. The sub-sector has been allocated resources to finance the upgrading of fisheries infrastructure facilities, operationalization of institutions created by the Fisheries Development and Management Act, 2016, training of deep-sea fishers and seaweed farmers, and modernization of fishing fleets to help in the realization of our mandate.

2. Environmental Performance

Climate change affects fisheries and aquaculture through acidification of the water bodies, changes in sea temperatures and circulation patterns, the frequency and severity of extreme events, and sea-level rise and associated ecological changes, which affect barrier islands, beaches, salt marshes, mangrove stands, and flood plains, have the potential of altering the physico-chemical properties of the fish habitats. Consequently, fish feeding, migration and breeding behaviour will be directly affected while indirectly the changes will affect growth, mortality and reproduction. This has the potential to limit the realization of development targets in the fisheries subsector.

The positive correlation between fish production and the climate has necessitated the State Department to initiate several tree-planting exercises, among other initiatives, in a bid to conserve the environment. The State Department is also fast tracking the climate change mitigation and adaptation measures implementation in line with Kenya Climate Smart Agriculture Strategy 2017-2026; Kenya Climate Smart Agriculture Implementation Framework 2018-2027; National Adaptation Plan 2015-2030; and National Action Plan 2018-2022.

The increase in human population, high prices of fish and fishery products coupled with the open access of capture fisheries has led to over-fishing and the rise in Illegal, Unreported and Unregulated fishing. As a result, the Fisheries Management and Development Act, 2016 was enacted to protect, manage, use and develop the aquatic resources in a manner which is consistent with ecologically sustainable development, to uplift the living standards of the fishing communities and to introduce fishing to traditionally non-fishing communities to enhance food security.

3. Employee Welfare

The process of recruitment of staff, both technical and non-technical, for the State Department at entry level and in senior positions falls within the purview of the Public Service Commission of Kenya. The recruitment is thus guided by the guidelines issued by the Commission from time to time. The Authorized Officer of the State Department, in consultation with the Commission,

STATE DEPARTMENT FOR FISHERIES, AQUACULTURE AND THE BLUE ECONOMY,
Reports and Financial Statements
For the year ended June 30, 2020

is in charge of promotions of junior and middle-level staff that is carried out in accordance to the guidelines issued by the Commission on delegated authority.

The recruitment of the Cabinet Secretary and the Principal Secretary usually involves stakeholder engagement during the vetting exercise by the relevant Departmental Committee of the National Assembly.

Of paramount importance during recruitment and promotions is the need to consider gender parity as envisaged in the Constitution of Kenya, 2010 and the Diversity Policy for the Public Service, 2016. The State Department has thus ensured that it does not contravene the aspirations of the Kenyan people during recruitment and promotions.

The performance of the public service is key to the attainment of our development goals. Consequently, the State Department gauges the performance of its staff annually as per the guidelines on Staff Performance Appraisal System in the Public Service, 2016 and the appropriate sanctions and rewards applied where necessary.

With regard to training, we put emphasis on group training in those courses that facilitate upward mobility of our staff to motivate them, build a culture of teamwork and to ensure cost effectiveness. The State Department has also ensured that the working environment is safe, especially with the current Covid-19 pandemic.

4. Market Place Practices-

The State Department, being an apolitical organisation that embraces the culture of integrity, is principally charged with the responsibility of reviewing and advising the National Government on all matters relating to fisheries resources. This it does by formulating appropriate policies to ensure that the country makes a paradigm shift from artisanal to commercial fishing while bringing under control the rampant Illegal, Unreported and Unregulated fishing that leads to depletion of fish stocks.

To encourage fair market practices, we are currently implementing a number of projects whose sole objective is to reduce production, storage, distribution and marketing costs. The modernization of fish landing sites in Lake Victoria and in the coastal strip will address the storage challenges that has led to high post-harvest losses thereby increasing the attendant production costs. We are also constructing ultra-modern markets in Kisumu, Mombasa and Kilifi counties to help address marketing challenges in addition to experimenting with digital and online marketing initiatives.

The State Department is aware of the need to ensure that the market, both local and international, has access to quality fish and fish products and is thus constructing modern fish quality laboratories in Mombasa, Kisumu and Nairobi. Besides, we have developed a good working relationship with our suppliers and contractors by settling their bills and certificates when they fall due and this has ensured that we do not carry unnecessary pending bills from one fiscal year to the next.

5. Community Engagements-

Public participation is one of the pillars of the Constitution of Kenya, 2010. The State Department has also not been left behind in seeking the views of the Beach Management Units and the wider public in identifying sites for the construction of fish landing sites. Besides, we have initiated and participated in tree-planting exercises in various parts of the country as part of our environment conservation efforts. Furthermore, we have empowered seaweed farmers at the coast by training them in their craft and facilitating small processing facilities so that they can add value to their raw products.

STATE DEPARTMENT FOR FISHERIES, AQUACULTURE AND THE BLUE ECONOMY
Reports and Financial Statements
For the year ended June 30, 2020

5.STATEMENT OF ENTITY MANAGEMENT RESPONSIBILITIES

Section 81 (1) of the Public Finance Management Act, 2013 requires that, at the end of each financial year, the accounting officer for a National Government Entity shall prepare financial statements in respect of that entity. Section 81 (3) requires the financial statements so prepared to be in a form that complies with relevant accounting standards as prescribed the Public Sector Accounting Standards Board of Kenya from time to time.

The Accounting Officer in charge of the State Department for Fisheries, Aquaculture and the Blue Economy is responsible for the preparation and presentation of the entity's financial statements, which give a true and fair view of the state of affairs of the entity for and as at the end of the financial year (period) ended on June 30, 2020. This responsibility includes: (i) maintaining adequate financial management arrangements and ensuring that these continue to be effective throughout the reporting period; (ii) maintaining proper accounting records, which disclose with reasonable accuracy at any time the financial position of the entity; (iii) designing, implementing and maintaining internal controls relevant to the preparation and fair presentation of the financial statements, and ensuring that they are free from material misstatements, whether due to error or fraud; (iv) safeguarding the assets of the entity; (v) selecting and applying appropriate accounting policies; and (vi) making accounting estimates that are reasonable in the circumstances.

The Accounting Officer in charge of the State Department for Fisheries, Aquaculture and the Blue Economy accepts responsibility for the entity's financial statements, which have been prepared on the Cash Basis Method of Financial Reporting, using appropriate accounting policies in accordance with International Public Sector Accounting Standards (IPSAS). The Accounting Officer is of the opinion that the *entity's* financial statements give a true and fair view of the state of entity's transactions during the financial year ended June 30, 2020, and of the entity's financial position as at that date. The Accounting Officer charge of the State Department for Fisheries, Aquaculture and the Blue Economy further confirms the completeness of the accounting records maintained for the *entity*, which have been relied upon in the preparation of the entity's financial statements as well as the adequacy of the systems of internal financial control.

The Accounting Officer in charge of the State Department for Fisheries, Aquaculture and the Blue Economy confirms that the entity has complied fully with applicable Government Regulations and the terms of external financing covenants (where applicable), and that the entity's funds received during the year under audit were used for the eligible purposes for which they were intended and were properly accounted for. Further the Accounting Officer confirms that the entity's financial statements have been prepared in a form that complies with relevant accounting standards prescribed by the Public Sector Accounting Standards Board of Kenya.

STATE DEPARTMENT FOR FISHERIES, AQUACULTURE AND THE BLUE ECONOMY
Reports and Financial Statements
For the year ended June 30, 2020

Approval of the financial statements

The *entity's* financial statements were approved and signed by the Accounting Officer on 30th Sep 2020.



Principal Secretary
Prof. Micheni Japhet Ntiba, PhD DBA CBS




Assistant Accountant General
James W. Thuita
ICPAK Member Number: 3381

STATE DEPARTMENT FOR FISHERIES, AQUACULTURE AND THE BLUE ECONOMY
Reports and Financial Statements
For the year ended June 30, 2020

**6.REPORT OF THE INDEPENDENT AUDITORS ON THE STATE DEPARTMENT FOR
FISHERIES, AQUACULTURE AND THE BLUE ECONOMY**

REPUBLIC OF KENYA

Telephone: +254-(20) 3214000
E-mail: info@oagkenya.go.ke
Website: www.oagkenya.go.ke



HEADQUARTERS
Anniversary Towers
Monrovia Street
P.O. Box 30084-00100
NAIROBI

REPORT OF THE AUDITOR-GENERAL ON REVENUE STATEMENTS OF THE STATE DEPARTMENT FOR FISHERIES, AQUACULTURE AND THE BLUE ECONOMY FOR THE YEAR ENDED 30 JUNE, 2020

REPORT ON THE REVENUE STATEMENTS

Qualified Opinion

I have audited the accompanying revenue statements of the State Department for Fisheries, Aquaculture and the Blue Economy set out on pages 14 to 34, which comprise the statement of arrears of revenue as at 30 June, 2020, and the statement of receipts and disbursements for the year then ended, and a summary of significant accounting policies and other explanatory information in accordance with the provisions of Article 229 of the Constitution of Kenya and Section 35 of the Public Audit Act, 2015. I have obtained all the information and explanations which, to the best of my knowledge and belief, were necessary for the purpose of the audit.

In my opinion, except for the effect of the matter described in the Basis for Qualified Opinion section of my report, the revenue statements present fairly, in all material respects, the arrears of revenue of the State Department for Fisheries, Aquaculture and the Blue Economy as at 30 June, 2020 and its revenue performance for the year then ended, in accordance with International Public Sector Accounting Standards (Cash Basis) and comply with the Public Finance Management Act, 2012.

Basis for Qualified Opinion

Unreconciled Revenue Variances

The statement of receipts and disbursements reflects an amount of Kshs.86,835,722 under other receipts. However, the balance differs with the amount of Kshs.117,045,464 reflected in records maintained by the State Department for Fisheries, Aquaculture and the Blue Economy for licenses issued and paid for in the financial year 2019/2020. No explanation or reconciliation has been provided for the difference of Kshs.30,209,742 between the two sets of records.

As a result, the completeness and accuracy of the revenue statements for the year ended 30 June, 2020 could not be confirmed.

The audit was conducted in accordance with International Standards of Supreme Audit Institutions (ISSAIs). I am independent of the State Department for Fisheries,

Aquaculture and the Blue Economy Management in accordance with ISSAI 130 on Code of Ethics. I have fulfilled other ethical responsibilities in accordance with the ISSAI and in accordance with other ethical requirements applicable to performing audits of financial statements in Kenya. I believe that the audit evidence I have obtained is sufficient and appropriate to provide a basis for my qualified opinion.

Key Audit Matters

Key audit matters are those matters that, in my professional judgment, are of most significance in the audit of the revenue statements. I have determined that there are no key audit matters to communicate in my report.

REPORT ON LAWFULNESS AND EFFECTIVENESS IN USE OF PUBLIC RESOURCES

Conclusion

As required by Article 229(6) of the Constitution, based on the audit procedures performed, except for the matter described in the Basis for Conclusion on Lawfulness and Effectiveness in Use of Public Resources, I confirm that, nothing else has come to my attention to cause me to believe that public resources have not been applied lawfully and in an effective way.

Basis for Conclusion

Failure to Submit Monthly Revenue Reports

Contrary to Section 76 (3) of the Public Finance Management Act, 2012, which requires a receiver of revenue for the National Government to provide monthly statements to The National Treasury and the Commission on Revenue Allocation, the State Department did not submit monthly statements as required.

The audit was conducted in accordance with ISSAI 4000. The standard requires that I comply with ethical requirements and plan and perform the audit to obtain assurance about whether the activities, financial transactions and information reflected in the revenue statements are in compliance, in all material respects, with the authorities that govern them. I believe that the audit evidence I have obtained is sufficient and appropriate to provide a basis for my conclusion.

REPORT ON EFFECTIVENESS OF INTERNAL CONTROLS, RISK MANAGEMENT AND GOVERNANCE

Conclusion

As required by Section 7(1)(a) of the Public Audit Act, 2015, based on the audit procedures performed, I confirm that, nothing has come to my attention to cause me to believe that internal controls, risk management and overall governance were not effective.

Basis for Conclusion

The audit was conducted in accordance with ISSAI 2315 and ISSAI 2330. The standards require that I plan and perform the audit to obtain assurance about whether processes and systems of internal control, risk management and overall governance were operating effectively, in all material respects. I believe that the audit evidence I have obtained is sufficient and appropriate to provide a basis for my conclusion.

Responsibilities of Management and those Charged with Governance

Management is responsible for the preparation and fair presentation of these revenue statements in accordance with International Public Sector Accounting Standards (Cash Basis) and for maintaining effective internal control as Management determines is necessary to enable the preparation of revenue statements that are free from material misstatement, whether due to fraud or error and for its assessment of the effectiveness of internal control, risk management and governance.

In preparing the revenue statements, Management is responsible for assessing the State Department's ability to continue to sustain services, disclosing, as applicable, matters related to sustainability of services and using the applicable basis of accounting unless Management is aware of the intention to terminate the State Department or to cease operations.

Management is also responsible for the submission of the revenue statements to the Auditor-General in accordance with the provisions of Section 47 of the Public Audit Act, 2015.

In addition to the responsibility for the preparation and presentation of the revenue statements described above, Management is also responsible for ensuring that the activities, financial transactions and information reflected in the revenue statements are in compliance with the authorities which govern them, and that public resources are applied in an effective way.

Those charged with governance are responsible for overseeing the financial reporting process, reviewing the effectiveness of how the entity monitors compliance with relevant legislative and regulatory requirements, ensuring that effective processes and systems are in place to address key roles and responsibilities in relation to governance and risk management, and ensuring the adequacy and effectiveness of the control environment.

Auditor-General's Responsibilities for the Audit

The audit objectives are to obtain reasonable assurance about whether the revenue statements as a whole are free from material misstatement, whether due to fraud or error, and to issue an auditor's report that includes my opinion in accordance with the provisions of Section 48 of the Public Audit Act, 2015 and submit the audit report

in compliance with Article 229(7) of the Constitution. Reasonable assurance is a high level of assurance, but is not a guarantee that an audit conducted in accordance with ISSAIs will always detect a material misstatement and weakness when it exists. Misstatements can arise from fraud or error and are considered material if, individually or in the aggregate, they could reasonably be expected to influence the economic decisions of users taken on the basis of these revenue statements.

In addition to the audit of the revenue statements, a compliance audit is planned and performed to express a conclusion about whether, in all material respects, the activities, financial transactions and information reflected in the revenue statements are in compliance with the authorities that govern them and that public resources are applied in an effective way, in accordance with the provisions of Article 229(6) of the Constitution and submit the audit report in compliance with Article 229(7) of the Constitution.

Further, in planning and performing the audit of the revenue statements and audit of compliance, I consider internal control in order to give an assurance on the effectiveness of internal controls, risk management and governance processes and systems in accordance with the provisions of Section 7(1)(a) of the Public Audit Act, 2015 and submit the audit report in compliance with Article 229(7) of the Constitution. My consideration of the internal control would not necessarily disclose all matters in the internal control that might be material weaknesses under the ISSAIs. A material weakness is a condition in which the design or operation of one or more of the internal control components does not reduce to a relatively low level the risk that misstatements caused by error or fraud in amounts that would be material in relation to the revenue statements being audited may occur and not be detected within a timely period by employees in the normal course of performing their assigned functions.

Because of its inherent limitations, internal control may not prevent or detect misstatements and instances of non compliance. Also, projections of any evaluation of effectiveness to future periods are subject to the risk that controls may become inadequate because of changes in conditions, or that the degree of compliance with the policies and procedures may deteriorate.

As part of an audit conducted in accordance with ISSAIs, I exercise professional judgement and maintain professional skepticism throughout the audit. I also:

- Identify and assess the risks of material misstatement of the revenue statements, whether due to fraud or error, design and perform audit procedures responsive to those risks, and obtain audit evidence that is sufficient and appropriate to provide a basis for my opinion. The risk of not detecting a material misstatement resulting from fraud is higher than for one resulting from error, as fraud may involve collusion, forgery, intentional omissions, misrepresentations, or the override of internal control.

- Evaluate the appropriateness of accounting policies used and the reasonableness of accounting estimates and related disclosures made by the Management.
- Conclude on the appropriateness of the Management's use of the applicable basis of accounting and, based on the audit evidence obtained, whether a material uncertainty exists related to events or conditions that may cast significant doubt on the ability of the State Department for Fisheries, Aquaculture and the Blue Economy to continue to sustain its services. If I conclude that a material uncertainty exists, I am required to draw attention in the auditor's report to the related disclosures in the revenue statements or, if such disclosures are inadequate, to modify my opinion. My conclusions are based on the audit evidence obtained up to the date of my audit report. However, future events or conditions may cause the State Department to cease sustaining its services.
- Evaluate the overall presentation, structure and content of the revenue statements, including the disclosures, and whether the revenue statements represent the underlying transactions and events in a manner that achieves fair presentation.
- Obtain sufficient appropriate audit evidence regarding the financial information and business activities of the State Department for Fisheries, Aquaculture and the Blue Economy to express an opinion on the revenue statements.
- Perform such other procedures as I consider necessary in the circumstances.

I communicate with the Management regarding, among other matters, the planned scope and timing of the audit and significant audit findings, including any significant deficiencies in internal control that are identified during the audit.

I also provide Management with a statement that I have complied with relevant ethical requirements regarding independence, and to communicate with them all relationships and other matters that may reasonably be thought to bear on my independence, and where applicable, related safeguards.



Nancy Gathungu
AUDITOR-GENERAL

Nairobi

22 April, 2021

- STATE DEPARTMENT FOR FISHERIES, AQUACULTURE AND THE BLUE ECONOMY
Reports and Financial Statements
For the year ended June 30, 2020

7.STATEMENT OF RECEIPTS AND PAYMENTS

	Note	2019- 2020	2018-2019
		Kshs	Kshs
RECEIPTS			
Transfers from National Treasury	1	3,983,081,891	1,321,529,573
Proceeds from Foreign Borrowings	2	59,928,491	41,806,990
TOTAL REVENUES		4,043,010,382	1,363,336,563
PAYMENTS			
Compensation of Employees	3	270,988,043	266,783,423
Use of goods and services	4	365,229,214	641,394,951
Transfers to Other Government Units	5	1,523,505,018	107,672,431
Social Security Benefits	6	9,306,878	-
Acquisition of Assets	7	1,847,136,383	322,570,776
TOTAL PAYMENTS		4,016,165,538	1,338,421,581
SURPLUS/DEFICIT		26,844,844	24,914,982

The accounting policies and explanatory notes to these financial statements form an integral part of the financial statements. The entity financial statements were approved on 30th sep 2020 and signed by:



Principal Secretary
 Prof. Micheni Japhet Ntiba, PhD DBA CBS




Assistant Accountant General
 James W. Thuita
 ICPAK Member Number: 3381

STATE DEPARTMENT FOR FISHERIES, AQUACULTURE AND THE BLUE ECONOMY
Reports and Financial Statements
For the year ended June 30, 2020

8.STATEMENT OF ASSETS AND LIABILITIES

	Note	2019- 2020	2018-2019
		Kshs	Kshs
FINANCIAL ASSETS			
Cash and Cash Equivalents			
Bank Balances	8A	131,775,554	61,868,827
Cash Balances	8B	23,161	302,278
Total Cash And Cash Equivalents		131,798,714	62,171,105
Accounts Receivables - Outstanding Imprest and Clearance Accounts	9	9,209,174	6,510,603
TOTAL FINANCIAL ASSETS		141,007,888	68,681,708
LESS: FINANCIAL LIABILITIES			
Accounts Payables - Deposits	10	107,350,163	31,907,461
NET FINANCIAL ASSETS		33,657,726	36,774,247
REPRESENTED BY			
Fund balance b/fwd	11	36,774,247	11,859,265
Prior year adjustments	12	29,961,366	
Surplus/Deficit for the year		26,844,844	24,914,982
NET FINANCIAL POSSITION		33,657,725	36,774,247

The accounting policies and explanatory notes to these financial statements form an integral part of the financial statements. The entity financial statements were approved on 20th Sep 2020 and signed by:



Principal Secretary
 Prof. Micheni Japhet Ntiba, PhD DBA CBS



Assistant Accountant General
 James W. Thuita
 ICPAK Member Number: 3381

STATE DEPARTMENT FOR FISHERIES, AQUACULTURE AND THE BLUE ECONOMY
 Reports and Financial Statements
 For the year ended June 30, 2020


9. STATEMENT OF CASH FLOWS

	Note	2019- 2020 Kshs	2018-2019 Kshs
CASH FLOW FROM OPERATING ACTIVITIES			
Receipts for operating income			
Transfers from National Treasury	1	3,983,081,891	1,321,529,573
		3,983,081,891	1,321,529,573
Payments for operating expenses			
Compensation of Employees	3	270,988,043	266,783,423
Use of goods and services	4	365,229,214	641,394,951
Transfers to Other Government Units	5	1,523,505,018	107,672,431
Social Security Benefits	6	9,306,878	-
		2,169,029,154	1,015,850,805
Adjusted for:			
Prior Year Adjustments	12	29,961,366	-
Decrease/(Increase) in Accounts receivable: (outstanding imprest)	13	2,698,571	6,423,045
Increase/(Decrease) in Accounts Payable: (deposits and retention)	14	75,442,702	4,875,060
		1,856,835,501	294,380,663
CASHFLOW FROM INVESTING ACTIVITIES			
Acquisition of Assets	7	(1,847,136,383)	(322,570,776)
Net cash flows from Investing Activities		(1,847,136,383)	(322,570,776)
CASHFLOW FROM BORROWING ACTIVITIES			
Proceeds from Foreign Borrowings	2	59,928,491	41,806,990
Net cash flow from financing activities		59,928,491	41,806,990
NET INCREASE IN CASH AND CASH EQUIVALENT		69,627,609	13,616,877

STATE DEPARTMENT FOR FISHERIES, AQUACULTURE AND THE BLUE ECONOMY
Reports and Financial Statements
For the year ended June 30, 2020

Cash and cash equivalent at BEGINNING of the year		62,171,105	48,554,228
Cash and cash equivalent at END of the year		131,798,714	62,171,105

The accounting policies and explanatory notes to these financial statements form an integral part of the financial statements. The entity financial statements were approved on 30th Sep 2020 and signed by:



 Principal Secretary
 Prof. Micheni Japhet Ntiba, PhD DBA CBS



 Assistant Accountant General
 James W. Thuita
 ICPAK Member Number: 3381

10. SUMMARY STATEMENT OF APPROPRIATION: RECURRENT AND DEVELOPMENT COMBINED

Code	Revenue/Expense Item	Original Budget	Adjustments	Final Budget	Actual on Comparable Basis	Budget Utilisation Difference	% of Utilisation Difference to Final Budget
		a	b	c=a+b	d	e=c-d	f=d/c %
	RECEIPTS						
	Exchequer releases	5,608,316,339	(916,835,585)	4,691,480,754	3,983,081,891	708,398,863	85%
	Proceeds from Foreign Borrowings	146,673,103	(62,673,103)	84,000,000	59,928,491	24,071,509	71%
	Total Receipts	5,754,989,442	(979,508,688)	4,775,480,754	4,043,010,382	732,470,372	85%
	Payments						
21	Compensation of Employees	167,000,000	105,000,000	272,000,000	270,988,043	1,011,957	100%
22	Use of goods and services	998,474,021	(506,861,520)	491,612,501	365,229,214	126,383,287	74%
263	Transfers to Other Government Units	710,800,000	1,279,610,073	1,990,410,073	1,523,505,018	466,905,055	77%
27	Social Security Benefits	0	9,306,882	9,306,882	9,306,878	4	100%
31	Acquisition of Assets	3,878,715,421	(1,866,564,123)	2,012,151,298	1,847,136,383	165,014,915	92%
	Grand Total	5,754,989,442	(979,508,688)	4,775,480,754	4,016,165,538	759,315,216	84%
	Surplus/Deficit	0	0	0	26,844,844	(26,844,844)	


(The changes between the original and final budget are as a result of reallocations within the budget.)

Under utilization of transfer to other government units is at 47% due to lack of exchequer.

Under utilization of use of goods and services was due to Covid 19 restrictions.

The entity financial statements were approved on 30th sep 2020 and signed by:


 Principal Secretary


 Assistant Accountant General
 James W. Thuita
 ICPAK Member Number: 3381

Prof. Micheni Japhet Ntiba, PhD DBA CBS

STATE DEPARTMENT FOR FISHERIES, AQUACULTURE AND THE BLUE ECONOMY

Reports and Financial Statements

For the year ended June 30, 2020

11. SUMMARY STATEMENT OF APPROPRIATION: RECURRENT

Revenue/Expense Item	Original Budget a	Adjustments b	Final Budget c=a+b	Actual on Comparable Basis d	Budget Utilisation Difference e=d-c	% of Utilisation Difference to Final Budget f=d/c %
RECEIPTS						
Exchequer releases	885,388,487	847,055,455	1,732,443,942	1,610,764,349	121,679,593	93%
Total Receipts	885,388,487	847,055,455	1,732,443,942	1,610,764,349	121,679,593	93%
PAYMENTS						
Compensation of Employees	167,000,000	105,000,000	272,000,000	270,988,043	1,011,957	100%
Use of goods and services	132,870,918	18,714,844	151,585,761	126,838,857	24,746,904	84%
Transfers to Other Government Units	580,800,000	717,600,000	1,298,400,000	1,199,236,868	99,163,132	92%
Social Security Benefits		9,306,882	9,306,882	9,306,878	4	100%
Acquisition of Assets	4,717,569	(3,566,271)	1,151,298	1,488,151	(336,853)	129%
Grand Total	885,388,487	847,055,455	1,732,443,941	1,607,858,798	124,585,143	93%
Surplus/Deficit	1	1	1	2,905,551	(2,905,550)	

Notes: The changes between the original and final budget are as a result of reallocations within the budget.

Under utilization of use of goods and services was due to Covid 19 restrictions.

The entity financial statements were approved on 30th Sep 2020 and signed by:



Principal Secretary
Prof. Micheni Japhet Ntiba, PhD DBA CBS



Assistant Accountant General
James W. Thuita
ICPAK Member Number: 3381

12. SUMMARY STATEMENT OF APPROPRIATION: DEVELOPMENT

Code	Revenue/Expense Item	Original Budget a	Adjustments b	Final Budget c=a+b	Actual on Comparable Basis d	Budget Utilisation Difference e=c-d	% of Utilisation f=d/c %
	RECEIPTS						
	Exchequer releases	4,722,927,852	(1,763,891,039)	2,959,036,813	2,372,317,542	586,719,271	80%
	Proceeds from Foreign Borrowings	146,673,103	(62,673,103)	84,000,000	59,928,491	24,071,509	71%
	Total Receipts	4,869,600,955	(1,826,564,142)	3,043,036,813	2,432,246,033	610,790,780	80%
	Payments						
22	Use of goods and services	865,603,103	(525,576,363)	340,026,740	238,390,357	101,636,383	70%
263	Transfers to Other Government Units	130,000,000	562,010,073	692,010,073	324,268,150	367,741,923	47%
31	Acquisition of Assets	3,873,997,852	(1,862,997,852)	2,011,000,000	1,845,648,232	165,351,768	92%
	Grand Total	4,869,600,955	(1,826,564,142)	3,043,036,813	2,408,306,740	634,730,073	79%
	Surplus/Deficit	0	0	0	23,939,293	(23,939,293)	

The changes between the original and final budget are as a result of reallocations within the budget

Under utilization of transfer to other government units is at 47% due to lack of exchequer

Under utilization of use of goods and services was due to Covid 19 restrictions

The entity financial statements were approved on 30th SEP 2020 and signed by:



Principal Secretary

Prof. Micheni Japhet Ntiba, PhD DBA CBS



Assistant Accountant General

James W. Thuita

ICPAK Member Number: 3381

STATE DEPARTMENT FOR FISHERIES, AQUACULTURE AND THE BLUE ECONOMY
Reports and Financial Statements
For the year ended June 30, 2020

13. BUDGET EXECUTION BY PROGRAMMES AND SUB-PROGRAMMES

Programme/Sub-programme	Original Budget	Adjustments	Final Budget	Actual on comparable basis	Budget utilization difference
	2,020 Kshs		2,020 Kshs	Date, 2020 Kshs	Kshs
Fisheries Development and Management 0111000000	0	0	3,325,357,955	2,768,979,472	556,378,483
Fisheries Policy, strategy and Capacity Building 0111010000			40,500,000	34,966,338	5,533,662
Aquaculture Development 0111020000			1,062,331,763	786,093,519	276,238,244
Management and Deveopment of Capture Fisheries 0111030000			268,913,660	214,462,537	54,451,123
Assurance of Fisheries Safety, Value Addition and Marketing 0111040000			171,516,532	133,398,062	38,118,470
Marine and Fisheries Research			1,782,096,000	1,600,059,017	182,036,983
General Administration ,Planning and support services 0117000000	0	0	136,216,061	121,441,048	14,775,013
General Administration ,Planning and support services 0117010000			136,216,061	121,441,048	14,775,013
Development and coordination of the Blue Economy 0118000000	0	0	1,313,906,738	1,129,962,546	183,944,192
Maritime Spatial planning and Coastal Zone Management 0118010000			26,840,682	22,969,212	3,871,470
Protection and regulation of Maritime Ecosystem and Exclusive Economic Zone 0118020000			14,352,619	11,920,391	2,432,229
Development and Management of Fishing Ports and its Infrastructure 0118030000			177,694,970	155,747,450	21,947,520
Blue Economy Policy, Strategy and coordination 0118040000			28,552,580	26,160,059	2,392,521
Promotion of Kenya as a centre for Agro Based Blue 0118050000			1,066,465,887	913,165,435	153,300,452
TOTAL	0	0	4,775,480,754	4,020,383,067	755,097,687

STATE DEPARTMENT FOR FISHERIES, AQUACULTURE AND THE BLUE ECONOMY

**Reports and Financial Statements
For the year ended June 30, 2020**

14. SIGNIFICANT ACCOUNTING POLICIES

The principle accounting policies adopted in the preparation of these financial statements are set out below:

1. Statement of Compliance and Basis of Preparation

The financial statements have been prepared in accordance with Cash-basis International Public Sector Accounting Standards (IPSAS) as prescribed by the Public Sector Accounting Standards Board (PSASB) and set out in the accounting policy note below. This cash basis of accounting has been supplemented with accounting for; a) receivables that include imprests and salary advances and b) payables that include deposits and retentions.

The financial statements comply with and conform to the form of presentation prescribed by the PSASB. The accounting policies adopted have been consistently applied to all the years presented.

2. Reporting Entity

The financial statements are for the *The State Department for Fisheries Aquaculture and The Blue Economy*. The financial statements encompass the reporting entity as specified under section 81 of the PFM Act 2012 and also comprise of the following development projects implemented by the entity:

- i. *Kenya Marine Fisheries and Socio-Economic Development Project*
- ii. *Aquaculture Business Development Project*

3. Reporting Currency

The financial statements are presented in Kenya Shillings (KShs), which is the functional and reporting currency of the Government and all values are rounded to the nearest Kenya Shilling.

4. Significant Accounting Policies

The accounting policies set out in this section have been consistently applied by the Entity for all the years presented.

a) Recognition of Receipts

The Entity recognises all receipts from the various sources when the event occurs and the related cash has actually been received by the Entity.

• Tax Receipts

Tax receipts are recognized in the books of accounts when cash is received. Cash is considered as received when notification of tax remittance is received. (Check if this policy is applicable to entity)

STATE DEPARTMENT FOR FISHERIES, AQUACULTURE AND THE BLUE ECONOMY

Reports and Financial Statements

For the year ended June 30, 2020

SIGNIFICANT ACCOUNTING POLICIES

• **Transfers from the Exchequer**

Transfers from the exchequer are recognized in the books of accounts when cash is received. Cash is considered as received when payment instruction is issued to the bank and notified to the receiving entity.

• **External Assistance**

External assistance is received through grants and loans from multilateral and bilateral development partners.

Grants and loans shall be recognized in the books of accounts when cash is received. Cash is considered as received when a payment advice is received by the recipient entity or by the beneficiary.

In case of grant/loan in kind, such grants are recorded upon receipt of the grant item and upon determination of the value. The date of the transaction is the value date indicated on the payment advice. A similar recognition criteria is applied for loans received in the form of a direct payment.

During the year ended 30th June 20xx, there were no instances of non-compliance with terms and conditions which have resulted in cancellation of external assistance loans.

• **Other receipts**

These include Appropriation-in-Aid and relates to receipts such as proceeds from disposal of assets and sale of tender documents. These are recognised in the financial statements the time associated cash is received.

b) Recognition of payments

The Entity recognises all payments when the event occurs, and the related cash has been paid out by the Entity.

• **Compensation of Employees**

Salaries and wages, allowances, statutory contribution for employees are recognized in the period when the compensation is paid.

• **Use of Goods and Services**

Goods and services are recognized as payments in the period when the goods/services are paid for. Such expenses, if not paid during the period where goods/services are consumed, shall be disclosed as pending bills.

• **Interest on Borrowing**

Borrowing costs that include interest are recognized as payment in the period in which they are paid for.

SIGNIFICANT ACCOUNTING POLICIES

Repayment of Borrowing (Principal Amount)

The repayment of principal amount of borrowing is recognized as payment in the period in which the repayment is made.

Acquisition of Fixed Assets

The payment on acquisition of property plant and equipment items is not capitalized. The cost of acquisition and proceeds from disposal of these items are treated as payments and receipts items respectively. Where an asset is acquired in a non-exchange transaction for nil or nominal consideration and the fair value of the asset can be reliably established, a contra transaction is recorded as receipt and as a payment.

A fixed asset register is maintained by each public entity and a summary provided for purposes of consolidation. This summary is disclosed as an annexure to the financial statements.

5. In-kind contributions

In-kind contributions are donations that are made to the Entity in the form of actual goods and/or services rather than in money or cash terms. These donations may include vehicles, equipment or personnel services. Where the financial value received for in-kind contributions can be reliably determined, the Entity includes such value in the statement of receipts and payments both as receipts and as payments in equal and opposite amounts; otherwise, the contribution is not recorded.

6. Third Party Payments

Included in the receipts and payments, are payments made on its behalf to third parties in form of loans and grants. These payments do not constitute cash receipts and payments and are disclosed in the payment to third parties in the statement of receipts and payments as proceeds from foreign borrowings.

7. Cash and Cash Equivalents

Cash and cash equivalents comprise cash on hand and cash at bank, short-term deposits on call and highly liquid investments with an original maturity of three months or less, which are readily convertible to known amounts of cash and are subject to insignificant risk of changes in value. Bank account balances include amounts held at the Central Bank of Kenya and at various commercial banks at the end of the financial year.

Restriction on Cash

Restricted cash represents amounts that are limited/restricted from being used to settle a liability for at least twelve months after the reporting period. This cash is limited for direct use as required by stipulation.

Amounts maintained in deposit bank accounts are restricted for use in refunding third party deposits. As at 30th June 2020, this amounted to Kshs 107,350,162 compared to Kshs **31,907,461.00** in prior period as indicated on note xxx.

There were no other restrictions on cash during the year.

STATE DEPARTMENT FOR FISHERIES, AQUACULTURE AND THE BLUE ECONOMY
Reports and Financial Statements
For the year ended June 30, 2020

SIGNIFICANT ACCOUNTING POLICIES

8. Accounts Receivable

For the purposes of these financial statements, imprests and advances to authorised public officers and/or institutions which were not surrendered or accounted for at the end of the financial year are treated as receivables. This is in recognition of the government practice where the imprest payments are recognized as payments when fully accounted for by the imprest or AIE holders. This is an enhancement to the cash accounting policy. Other accounts receivables are disclosed in the financial statements.

9. Accounts Payable

For the purposes of these financial statements, deposits and retentions held on behalf of third parties have been recognized on an accrual basis (as accounts payables). This is in recognition of the government practice of retaining a portion of contracted services and works pending fulfilment of obligations by the contractor and to hold deposits on behalf of third parties. This is an enhancement to the cash accounting policy adopted by National Government Ministries and Agencies. Other liabilities including pending bills are disclosed in the financial statements.

10. Pending Bills

Pending bills consist of unpaid liabilities at the end of the financial year arising from contracted goods or services during the year or in past years. As pending bills do not involve the payment of cash in the reporting period, they recorded as 'memorandum' or 'off-balance' items to provide a sense of the overall net cash position of the Entity at the end of the year. When the pending bills are finally settled, such payments are included in the Statement of Receipts and Payments in the year in which the payments are made.

11. Budget

The budget is developed on a comparable accounting basis (cash basis except for imprest and deposits, which are accounted for on an accrual basis), the same accounts classification basis, and for the same period as the financial statements. The original budget was approved by Parliament on June 2019 for the period 1st July 2019 to 30th June 2020 as required by Law and there were two supplementary adjustments to the original budget during the year.

A comparison of the actual performance against the comparable budget for the financial year under review has been included in the financial statements.

Government Development Projects are budgeted for under the MDAs but receive budgeted funds as transfers and account for them separately. These transfers are recognised as inter-entity transfers.

12. Comparative Figures

Where necessary, comparative figures for the previous financial year have been amended or reconfigured to conform to the required changes in presentation.

SIGNIFICANT ACCOUNTING POLICIES

13. Subsequent Events

There have been no events subsequent to the financial year end with a significant impact on the financial statements for the year ended 30th June 2020.

14. Errors

Material prior period errors shall be corrected retrospectively in the first set of financial statements authorized for issue after their discovery by: i. restating the comparative amounts for prior period(s) presented in which the error occurred; or ii. If the error occurred before the earliest prior period presented, restating the opening balances of assets, liabilities and net assets/equity for the earliest prior period presented.

During the year, errors that have been corrected are disclosed under note 26 explaining the nature and amounts.

15. Related Party Transactions

Related party relationships are a normal feature of commerce. Specific information with regards to related party transactions is included in the disclosure notes.

STATE DEPARTMENT FOR FISHERIES, AQUACULTURE AND THE BLUE ECONOMY

Reports and Financial Statements

For the year ended June 30, 2020

15. NOTES TO THE FINANCIAL STATEMENT

EXCHEQUER

1 RELEASES

Description	Reference of the transfer	Date of transfer	2019- 2020	2018-2019
			Kshs	Kshs
Total Exchequer Releases for quarter 1			70,849,616	95,989,255
Total Exchequer Releases for quarter 2			1,345,853,599	319,505,900
Total Exchequer Releases for quarter 3			932,537,433	570,294,168
Total Exchequer Releases for quarter 4			1,633,841,243	335,740,250
TOTAL			3,983,081,891	1,321,529,573

PROCEEDS FROM FOREIGN

2 BORROWINGS

	2019- 2020	2018-2019
	Kshs	Kshs
Foreign Borrowing - Direct Payments	59,928,491	41,806,990
TOTAL	59,928,491	41,806,990

3 COMPENSATION OF EMPLOYEES

	2019- 2020	2018-2019
	Kshs	Kshs
Basic salaries of permanent employees	151,783,751	160,955,966
Basic wages of temporary employees	5,160,696	6,192,918
Personal allowances paid as part of salary	114,043,596	99,634,539
TOTAL	270,988,043	266,783,423

STATE DEPARTMENT FOR FISHERIES, AQUACULTURE AND THE BLUE ECONOMY

**Reports and Financial Statements
For the year ended June 30, 2020**

4 USE OF GOODS AND SERVICES

	2019- 2020	2018-2019
	Kshs	Kshs
Utilities, supplies and services	6,666,814.90	8,639,270
Communication, supplies and services	3,769,132.00	10,727,217
Domestic travel and subsistence	22,729,419	111,416,156
Foreign travel and subsistence	2,438,756	16,684,268
Printing, advertising and information supplies & services	1,635,682	5,288,229
Rentals of produced assets	15,598,364	11,295,260
Training expenses	103,827,710.50	102,800,115
Hospitality supplies and services	10,397,033.10	131,257,546
Specialised materials and services	129,494,363.00	85,445,298
Office and general supplies and services	5,204,912	51,851,042
Other operating expenses	44,459,702	68,763,390
Routine maintenance – vehicles and other transport equipment	7,047,627	10,734,509
Routine maintenance – other assets	1,843,745	4,593,482
Fuel Oil and Lubricants	10,115,954	21,899,169
TOTAL	365,229,214	641,394,951

TRANSFER TO OTHER GOVERNMENT

5 ENTITIES

Description	2019- 2020	2018-2019
	Kshs	Kshs
Transfers to National Government entities (SCOA Codes 2630100, 2630200, 2640400, 2640500, 2649900, 2820100, 2820200, 2820300)	1,523,505,018	107,672,431
TOTAL	1,523,505,018	107,672,431

STATE DEPARTMENT FOR FISHERIES, AQUACULTURE AND THE BLUE ECONOMY

**Reports and Financial Statements
For the year ended June 30, 2020**

The above transfers were made to the following self-reporting entities in the year:

Description	Recurrent Kshs	Development Kshs	2019- 2020 Kshs
Transfers to SAGAs and SCs			-
KMFRI	1,164,475,000		1,164,475,000
KeFS	21,451,531		21,451,531
KFMA	9,497,206		9,497,206
KFAC	3,813,131		3,813,131
			-
Transfers to Projects-GoK counterpart funding			-
Aquaculture Business Development Project (ABDP)		258,991,395	258,991,395
KMFSED	-	65,276,755	65,276,755
TOTAL	1,199,236,868	324,268,150	1,523,505,018

6 SOCIAL SECURITY BENEFITS

	2019- 2020 Kshs	2018-2019 Kshs
Government pension and retirement benefits	9,306,878	
TOTAL	9,306,878	-

ACQUISITION OF

7 ASSETS

	2019- 2020 Kshs	2018-2019 Kshs
Non Financial Assets		
Construction of Buildings	454,011,350	67,692,200
Refurbishment of Buildings	239,300	19,668,038
Construction and Civil Works	345,464,534	69,153,512

STATE DEPARTMENT FOR FISHERIES, AQUACULTURE AND THE BLUE ECONOMY

Reports and Financial Statements

For the year ended June 30, 2020

Purchase of Vehicles and Other Transport Equipment	59,928,491.00	
Purchase of Office Furniture and General Equipment	185,000	311,000
Purchase of Specialised Plant, Equipment and Machinery	35,649,554	31,732,069
Purchase of Certified Seeds, Breeding Stock and Live Animals	90,999,998	39,999,955
Research, Studies, Project Preparation, Design & Supervision	860,658,156	94,014,003
Sub Total	1,847,136,383	322,570,776
TOTAL	1,847,136,383	322,570,776

8A Bank Accounts

Name of Bank, Account No. & currency	Amount in bank account currency	Indicate whether recurrent, Development, deposit e.t.c	Exc rate (if in foreign currency)	2019- 2020	2018-2019
	KSH			Kshs	Kshs
<i>Central Bank of Kenya, 1000384077, Recurrent Kes- state department fisheries aquaculture and blue economy</i>		Recurrent	1	937,791	61,801
<i>Central Bank of Kenya, 1000384085, Development Kes – state department fisheries aquaculture and blue economy</i>		Development	1	23,487,599	942,373
<i>Central Bank of Kenya, 1000384093, Deposits Kes – state department fisheries aquaculture and blue economy</i>		Deposit	1	107,350,163	31,907,461
<i>Central Bank of Kenya, 1000392142 Kes – state department fisheries aquaculture and blue economy</i>			1		28,957,192
Total	-			131,775,554	61,868,827

Note: the State Department also has a project (KEMFSED) which has an account with Central Bank of Kenya, 1000392142 which had a bank balance of Ksh 19,506,007.00

STATE DEPARTMENT FOR FISHERIES, AQUACULTURE AND THE BLUE ECONOMY

Reports and Financial Statements

For the year ended June 30, 2020

8B Cash in hand

	2019- 2020	2018-2019
	Kshs	Kshs
Cash in Hand – Held in domestic currency	23,161	302,278
TOTAL	23,161	302,278

Cash in hand should also be analysed as follows:

	2019- 2020	2018-2019
	Kshs	Kshs
Headquarters, Maji House Building, Cashoffice	23,161	302,278
TOTAL	23,161	302,278

Outstanding

9 Imprests

<i>Description</i>	2019- 2020	2018-2019
	Kshs	Kshs
District suspense	9,209,174	6,510,603
TOTAL	9,209,174	6,510,603

Note: Kemfsed expenditure Ksh 55,961,921.90 + Kemfsed surrendered bank balance Ksh 21,041,518.20 + unspent AIEs Ksh 9,209,174 = **86,305,014.10 (General Suspence)**

Accounts

10 Payables

	2019- 2020	2018-2019
	Kshs	Kshs
Deposits	107,350,163	31,907,461
TOTAL	107,350,163	31,907,461

STATE DEPARTMENT FOR FISHERIES, AQUACULTURE AND THE BLUE ECONOMY

Reports and Financial Statements

For the year ended June 30, 2020

11 BALANCES BROUGHT FORWARD

	2019- 2020	2018-2019
	Kshs	Kshs
Bank accounts	61,868,827	48,528,794
Cash in hand	302,278	25,434
Receivables - Outstanding AIES	6,510,603	87,558
Payables - Deposits	(31,907,461)	(36,782,521)
TOTAL	36,774,247	11,859,265

12 PRIOR YEAR ADJUSTMENTS

	Balance c/f FY 2018/2019 as per Financial statements	Adjustments	Adjusted Balance c/f FY 2018/2019
Description of the error	Kshs	Kshs	Kshs
Bank account Balances (Closing Balances for 2018/19 FY Funds Swept Back by Treasury to Consolidated Account)	61,868,827.00	29,961,366.00	31,907,461.00
		-	
	61,868,827.00	29,961,366.00	31,907,461.00

13 CHANGES IN RECEIVABLE

Description of the error	2019 - 2020	2018 - 2019
	KShs	KShs
Outstanding District AiEs as at 1 st July 2019 (A)	6,510,603.00	
District AiEs issued during the year (B)	1,037,437,354.00	
District AiEs surrendered during the Year (C)	1,034,738,783.00	

Note: A+B-C=Ksh 9,209,174 while the open balance was Ksh 6,510,603 hence an increase of Ksh 2,698,571.00

STATE DEPARTMENT FOR FISHERIES, AQUACULTURE AND THE BLUE ECONOMY
Reports and Financial Statements
For the year ended June 30, 2020

14 CHANGES IN ACCOUNTS PAYABLE – DEPOSITS AND RETENTIONS

Description of the error	2019 - 2020	2018 - 2019
	KShs	KShs
Deposit and Retentions as at 1 st July 2019 (A)	31,907,461.00	
Deposit and Retentions held during the year (B)	121,299,874.85	
Deposit and Retentions paid during the Year (C)	- 45,857,173.00	
Net changes in account receivables D= A+B-C	107,350,162.85	-

Note: A+B-C=Ksh 107,350,162.85 while the open balance was Ksh 31,907,461 hence an increase of Ksh 75,442,702

15 RELATED PARTY DISCLOSURES

	2019- 2020	2018-2019
	Kshs	Kshs
Transfers to other State Corporations and Semi-Autonomous Government Agencies	1,199,236,868.00	
Transfers to Government Development Projects	324,268,150.00	110,988,970
Transfers from other Ministries Departments and Agencies-MOSP and NARIGP	33,480,700.00	63,072,543

16 OTHER IMPORTANT DISCLOSURES

16.1 PENDING ACCOUNTS PAYABLE (See Annex 1)

	2019- 2020	2018-2019
	Kshs	Kshs
Construction of buildings		194,658,181
Supply of goods		8,504,090
Supply of services		63,157,665
TOTAL	-	266,319,936

STATE DEPARTMENT FOR FISHERIES, AQUACULTURE AND THE BLUE ECONOMY

Reports and Financial Statements

For the year ended June 30, 2020

16. PROGRESS ON FOLLOW UP OF PRIOR YEARS AUDITOR’S RECOMMENDATIONS

The following is the summary of issues raised by the external auditor, and management comments that were provided to the auditor. We have nominated focal persons to resolve the various issues as shown below with the associated time frame within which we expect the issues to be resolved.

Reference No. on the external audit Report	Issue / Observations from Auditor	Management comments	Focal Point person to resolve the issue (Name and designation)	Status: (Resolved / Not Resolved)	Timeframe : (Put a date when you expect the issue to be resolved)
N/a			N/A		

Guidance Notes:

- (i) Use the same reference numbers as contained in the external audit report;
- (ii) Obtain the “Issue/Observation” and “management comments”, required above, from final external audit report that is signed by Management;
- (iii) Before approving the report, discuss the timeframe with the appointed Focal Point persons within your entity responsible for implementation of each issue;
- (iv) Indicate the status of “Resolved” or “Not Resolved” by the date of submitting this report to National Treasury.



Principal Secretary
Prof. Micheni Japhet Ntiba, PhD DBA CBS



Assistant Accountant General
James W. Thuita

STATE DEPARTMENT FOR FISHERIES, AQUACULTURE AND THE BLUE ECONOMY
Reports and Financial Statements
For the year ended June 30, 2020

ANNEX 1 – SUMMARY OF FIXED ASSET REGISTER

Asset class	Historical Cost b/f	Additions during the year (Kshs)	Disposals during the year (Kshs)	Historical Cost c/f
	(Kshs)			(Kshs)
Land			0	0
Buildings and structures	559,045,135	454,250,650		1,013,295,785
Transport equipment	2,866,563,878	59,928,491		2,926,492,369
Office equipment, furniture and fittings	11,770,538	185,000		11,955,538
ICT Equipment, Software and Other ICT Assets	5,104,120			5,104,120
Other Machinery and Equipment	126,198,117	35,649,554		161,847,671
Construction and civil works	69,153,511	345,464,534		414,618,045
Certified seeds and Breed Stock		90,999,998		
Heritage and cultural assets				0
Intangible assets	200,118,851	860,658,156		1,060,777,007
Total	3,837,954,150	1,847,136,383	0	5,685,090,533

STATE DEPARTMENT FOR FISHERIES, AQUACULTURE AND THE BLUE ECONOMY

Reports and Financial Statements

For the year ended June 30, 2020

ANNEX 2 – LIST OF PROJECTS IMPLEMENTED BY THE ENTITY

Ref	Project Name	Principal activity of the project	Accounting Officer	Project consolidated in these financial statements(yes/no)
1	KENYA MARINE FISHERIES AND SOCIAL ECONOMIC DEVELOPMENT PROJECT (KEMFSED)	Still under project preparation (PPA)	PS State Department for Fisheries, Aquaculture and the Blue Economy	NO
2	Aquaculture Business Development Project (ABDP)	Enhancing value addition in aquaculture chain	PS State Department for Fisheries, Aquaculture and the Blue Economy	NO

STATE DEPARTMENT FOR FISHERIES, AQUACULTURE AND THE BLUE ECONOMY
Reports and Financial Statements
For the year ended June 30, 2020

ANNEX 3 – LIST OF SCs, SAGAs AND PUBLIC FUNDS UNDER THE ENTITY

Ref	SC, SAGA or Public Fund's name	Principal activity of entity	Accounting Officer	Amount transferred during the year	Inter- entity reconciliations done? (yes/no)
1	Kenya Marine Fisheries Research Institute (KMFRl)	Research	PS State Department for Fisheries, Aquaculture and the Blue Economy	1,164,475,000	yes

STATE DEPARTMENT FOR FISHERIES, AQUACULTURE AND THE BLUE ECONOMY
Reports and Financial Statements
For the year ended June 30, 2020

ANNEX 4 - REPORTS GENERATED FROM IFMIS

The following financial Reports Generated from IFMIS should be generated and attached as appendices to these financial statements.

- i. GOK IFMIS Comparison Trial Balance
- ii. FO30 (Bank reconciliations) for all bank accounts
- iii. GOK IFMIS Receipts and Payments Statement
- iv. GOK IFMIS Statement of Financial Position
- v. GOK IFMIS Statement of Cash Flows
- vi. GOK IFMIS Notes to the Financial Statements
- vii. GOK IFMIS Statement of Budget Execution
- viii. GOK IFMIS Statement of Deposits
- ix. GOK IFMIS Budget Execution by Programme and Economic Classification
- x. GOK IFMIS Budget Execution by Heads and Programmes
- xi. GOK IFMIS Budget Execution by Programmes and Sub-programmes



STATEMENT OF RECEIPTS AND PAYMENTS

Entity: 1166-State Department for Fisheries, Aquaculture & the Blue Economy

Current Period: JUL-19 To JUN-20

Compare With: JUL-18 To JUN-19

	Note	Current Period	Previous Period
RECEIPTS			
Tax Receipts	1	0.00	0.00
Social Security Contribution	2	0.00	0.00
Proceeds from Domestic and Foreign Grants	3	0.00	0.00
Exchequer releases	4	3,983,081,890.70	1,321,529,573.00
Transfers from Other Government Entities	5	0.00	0.00
Proceeds from Domestic Borrowings	6	0.00	0.00
Proceeds from Foreign Borrowings	7	59,928,491.00	41,806,989.90
Proceeds from Sales of Assets	8	0.00	0.00
Reimbursements and Refunds	9	0.00	0.00
Returns of Equity Holdings	10	0.00	0.00
Other Receipts	11	0.00	0.00
TOTAL RECEIPTS		4,043,010,381.70	1,363,336,562.90
PAYMENTS			
Compensation of Employees	12	270,988,043.20	266,783,422.80
Use of goods and Services	13	365,229,214.45	643,502,215.30
Subsidies	14	0.00	0.00
Transfers to Other Government Units	15	1,523,505,018.40	106,844,230.70
Other Grants and Transfers	16	0.00	0.00
Social Security Benefits	17	9,306,878.20	0.00
Acquisition of Assets	18	1,847,136,383.30	322,999,276.45
Finance Costs, including Loan Interest	19	0.00	0.00
Repayment of Principal on Domestic and Foreign Borrowing	20	0.00	0.00
Other payments	21	0.00	0.00
TOTAL PAYMENTS		4,016,165,537.55	1,340,129,145.25
SURPLUS/DEFICIT		26,844,844.15	23,207,417.65

The Statement has been prepared, reviewed and approved by the following:

Prepared By: _____

Date: _____

Reviewed By: _____

Date: _____

Approved By: _____

Date: _____



Trial Balance Comparison Report

Entity: 1166-State Department for Fisheries, Aquaculture & the Blue Economy

Current Period: JUL-19 To JUN-20

Compare With: JUL-18 To ADJ2-19

Account No and Description	Current Period		Previous period	
	Debit Balance	Credit Balance	Debit Balance	Credit Balance
	Kshs	Kshs	Kshs	Kshs
1110107 Intercompany Receivables	0.00	0.00	0.00	0.00
1110100 Receipt of Income Tax from Individuals	0.00	0.00	0.00	0.00
1110000 Taxes on Income, Profits and Capital Gains	0.00	0.00	0.00	0.00
1990103 Discount Taken	0.00	0.00	0.00	0.00
1990100 System Required Revenue A/cs	0.00	0.00	0.00	0.00
1990000 System Required Revenue	0.00	0.00	0.00	0.00
2110101 Basic Salaries - Civil Service	151,783,751.25	0.00	160,955,965.60	0.00
2110100 Basic Salaries - Permanent Employees	151,783,751.25	0.00	160,955,965.60	0.00
2110202 Casual Labour - Others	5,160,696.00	0.00	6,192,918.00	0.00
2110200 Basic Wages - Temporary Employees	5,160,696.00	0.00	6,192,918.00	0.00
2110301 House Allowance	64,676,815.75	0.00	55,130,850.30	0.00
2110307 Hardship Allowance	295,227.00	0.00	228,180.00	0.00
2110309 Special Duty Allowance	943,576.30	0.00	761,007.50	0.00
2110311 Transfer Allowance	354,390.00	0.00	2,490,368.50	0.00
2110312 Responsibility Allowance	1,251,759.30	0.00	1,768,516.00	0.00
2110313 Entertainment Allowance	1,148,701.65	0.00	898,050.00	0.00
2110314 Transport Allowance	32,378,320.75	0.00	35,614,962.90	0.00
2110315 Extreneous Allowance	1,343,148.20	0.00	1,053,000.00	0.00
2110317 Domestic Servant Allowance	0.00	0.00	431,700.00	0.00
2110320 Leave Allowance	1,651,657.00	0.00	1,257,904.00	0.00
2110336 Car Purchase Allowance	10,000,000.00	0.00	0.00	0.00
2110300 Personal Allowances paid as part of Salary	114,043,595.95	0.00	99,634,539.20	0.00
2110000 Wages and Salary Contributions	270,988,043.20	0.00	266,783,422.80	0.00
2210101 Electricity	3,816,935.85	0.00	4,902,002.15	0.00
2210102 Water and Sewarage Charges	2,849,879.05	0.00	3,737,267.90	0.00
2210100 Utilities, Supplies and Services	6,666,814.90	0.00	8,639,270.05	0.00
2210201 Telephone, Telex, Facsimile and Mobile Phone Services	2,904,839.00	0.00	7,656,455.00	0.00
2210202 Internet Connections	479,440.00	0.00	1,673,509.00	0.00
2210203 Courier & Postal Services	384,853.00	0.00	1,068,553.00	0.00
2210204 Leased Communication Lines	0.00	0.00	268,700.00	0.00
2210205 Satellite Access Services	0.00	0.00	60,000.00	0.00
2210200 Communication, Supplies and Services	3,769,132.00	0.00	10,727,217.00	0.00
2210301 Travel Costs (airlines, bus, railway, mileage allowances, etc.)	8,600,670.00	0.00	34,477,638.35	0.00
2210302 Accommodation - Domestic Travel	5,049,898.00	0.00	13,698,654.00	0.00
2210303 Daily Subsistence Allowance	7,700,429.00	0.00	59,774,099.60	0.00
2210304 Sundry Items (e.g. airport tax, taxis, etc?)	1,378,422.00	0.00	3,757,263.80	0.00
2210300 Domestic Travel and Subsistence, and Other Transportation Costs	22,729,419.00	0.00	111,707,655.75	0.00
2210401 Travel Costs (airlines, bus, railway, etc.)	821,857.20	0.00	6,506,515.00	0.00
2210402 Accommodation	585,409.00	0.00	1,047,350.00	0.00
2210403 Daily Subsistence Allowance	951,490.00	0.00	8,770,217.75	0.00
2210404 Sundry Items (e.g. airport tax, taxis, etc?)	80,000.00	0.00	360,185.00	0.00
2210400 Foreign Travel and Subsistence, and other transportation costs	2,438,756.20	0.00	16,684,267.75	0.00
2210502 Publishing & Printing Services	464,683.00	0.00	518,804.00	0.00
2210503 Subscriptions to Newspapers, Magazines and Periodicals	839,499.00	0.00	1,844,825.00	0.00
2210504 Advertising, Awareness and Publicity Campaigns	0.00	0.00	2,000,000.00	0.00
2210505 Trade Shows and Exhibitions	331,500.00	0.00	924,600.00	0.00
2210500 Printing, Advertising and Information Supplies and Services	1,635,682.00	0.00	5,288,229.00	0.00
2210603 Rents and Rates - Non-Residential	11,808,389.40	0.00	4,930,097.00	0.00
2210604 Hire of Transport, Equipment	3,789,975.00	0.00	6,365,163.20	0.00
2210600 Rentals of Produced Assets	15,598,364.40	0.00	11,295,260.20	0.00
2210701 Travel Allowance	772,825.00	0.00	1,397,670.00	0.00

Account No and Description	Current Period		Previous period	
	Debit Balance	Credit Balance	Debit Balance	Credit Balance
2210702 Remuneration of Instructors and Contract Based Training Services	96,203,124.50	0.00	81,437,231.00	0.00
2210703 Production and Printing of Training Materials	1,332,415.00	0.00	9,604,012.50	0.00
2210704 Hire of Training Facilities and Equipment	3,328,540.00	0.00	2,925,520.50	0.00
2210706 Book Allowance	249,565.00	0.00	578,405.00	0.00
2210710 Accommodation Allowance	513,241.00	0.00	6,035,050.00	0.00
2210711 Tuition Fees Allowance	868,300.00	0.00	1,580,967.70	0.00
2210712 Trainee Allowance	559,700.00	0.00	1,053,758.00	0.00
2210700 Training Expenses	103,827,710.50	0.00	104,612,614.70	0.00
2210801 Catering Services (receptions), Accommodation, Gifts, Food and Drinks	4,229,132.00	0.00	23,258,764.00	0.00
2210802 Boards, Committees, Conferences and Seminars	5,678,776.10	0.00	70,989,032.00	0.00
2210805 National Celebrations	344,125.00	0.00	749,150.00	0.00
2210808 Purchase of Coffins	145,000.00	0.00	482,000.00	0.00
2210809 Board Allowance	0.00	0.00	35,788,600.00	0.00
2210800 Hospitality Supplies and Servi	10,397,033.10	0.00	131,267,546.00	0.00
2211001 Medical Drugs	130,000.00	0.00	1,204,720.00	0.00
2211004 Fungicides, Insecticides and Sprays	833,273.00	0.00	1,998,830.00	0.00
2211005 Chemicals and Industrial Gases	799,245.00	0.00	1,599,986.00	0.00
2211006 Purchase of Workshop Tools, Spares and Small Equipment	0.00	0.00	30,000.00	0.00
2211007 Agricultural Materials, Supplies and Small Equipment	30,000,000.00	0.00	32,077,369.00	0.00
2211008 Laboratory Materials, Supplies and Small Equipment	1,913,410.00	0.00	1,799,986.00	0.00
2211009 Education and Library Supplies	600.00	0.00	614,154.25	0.00
2211011 Purchase/Production of Photographic and Audio-Visual Materials	0.00	0.00	30,000.00	0.00
2211015 Foods and Rations	0.00	0.00	1,205,800.00	0.00
2211016 Purchase of Uniforms and Clothing - Staff	78,200.00	0.00	390,483.00	0.00
2211023 Supplies for Production	95,739,635.00	0.00	44,521,569.80	0.00
2211000 Specialised Materials and Supp	129,494,363.00	0.00	85,472,898.05	0.00
2211101 General Office Supplies (papers, pencils, forms, small office equipment etc)	3,380,381.00	0.00	29,897,430.00	0.00
2211102 Supplies and Accessories for Computers and Printers	1,063,738.00	0.00	20,066,125.25	0.00
2211103 Sanitary and Cleaning Materials, Supplies and Services	760,793.30	0.00	1,887,487.00	0.00
2211100 Office and General Supplies and Services	5,204,912.30	0.00	51,851,042.25	0.00
2211201 Refined Fuels and Lubricants for Transport	10,115,953.55	0.00	21,899,169.10	0.00
2211200 Fuel Oil and Lubricants	10,115,953.55	0.00	21,899,169.10	0.00
2211301 Bank Service Commission and Charges	188,181.00	0.00	447,748.00	0.00
2211305 Contracted Guards and Cleaning Services	9,364,018.05	0.00	8,571,714.00	0.00
2211306 Membership Fees, Dues and Subscriptions to Professional and Trade Bodies	11,200.00	0.00	43,200.00	0.00
2211310 Contracted Professional Services	0.00	0.00	14,558,161.95	0.00
2211311 Contracted Technical Services	18,495,182.70	0.00	44,104,991.00	0.00
2211320 Temporary Committee Expenses	16,401,120.00	0.00	0.00	0.00
2211321 Parking charges	0.00	0.00	17,740.00	0.00
2211322 Binding of Records	0.00	0.00	24,500.00	0.00
2211328 Counselling Services	0.00	0.00	961,000.00	0.00
2211300 Other Operating Expenses	44,459,701.75	0.00	68,729,054.95	0.00
2210000 Goods and Services	356,337,842.70	0.00	628,174,224.80	0.00
2220101 Maintenance Expenses - Motor Vehicles	5,889,511.75	0.00	8,388,259.00	0.00
2220103 Maintenance Expenses - Boats and Ferries	1,158,115.00	0.00	2,346,250.00	0.00
2220100 Routine Maintenance - Vehicles	7,047,626.75	0.00	10,734,509.00	0.00
2220201 Maintenance of Plant, Machinery and Equipment (including lifts)	232,119.00	0.00	335,310.00	0.00
2220202 Maintenance of Office Furniture and Equipment	8,103.00	0.00	402,996.00	0.00
2220204 Maintenance of Buildings -- Residential	27,562.00	0.00	73,500.00	0.00
2220205 Maintenance of Buildings and Stations -- Non-Residential	877,137.00	0.00	2,048,886.00	0.00
2220207 Maintenance of Roads, Ports and Jetties	422,564.00	0.00	845,655.00	0.00

Account No and Description	Current Period		Previous period	
	Debit Balance	Credit Balance	Debit Balance	Credit Balance
2220210 Maintenance of Computers, Software, and Networks	276,260.00	0.00	887,134.50	0.00
2220200 Routine Maintenance - Other Assets	1,843,745.00	0.00	4,593,481.50	0.00
220000 Routine Maintenance	8,891,371.75	0.00	15,327,990.50	0.00
630101 Current Grants to Semi-Autonomous Government Agencies	1,199,236,868.15	0.00	34,076,434.65	0.00
2630100 Current Grants to Government Agencies and other Levels of Government	1,199,236,868.15	0.00	34,076,434.65	0.00
2630201 Capital Grants to Semi-Autonomous Government Agencies	65,276,755.05	0.00	72,767,796.05	0.00
2630200 Capital Grants to Government Agencies and other Levels of Government	65,276,755.05	0.00	72,767,796.05	0.00
2630000 Grants & Transfer To Other Govt. Units	1,264,513,623.20	0.00	106,844,230.70	0.00
2640503 Other Capital Grants and Trans	258,991,395.20	0.00	0.00	0.00
2640500 Other Capital Grants and Trans	258,991,395.20	0.00	0.00	0.00
2640000 Other Transfers and Emergency Relief	258,991,395.20	0.00	0.00	0.00
2710102 Gratuity - Civil Servants	9,306,878.20	0.00	0.00	0.00
2710100 Government Pension and Retirement Benefits	9,306,878.20	0.00	0.00	0.00
2710000 Social Security Benefits	9,306,878.20	0.00	0.00	0.00
3110202 Non-Residential Buildings (offices, schools, hospitals, etc..)	454,011,350.35	0.00	67,692,199.80	0.00
3110200 Construction of Building	454,011,350.35	0.00	67,692,199.80	0.00
3110302 Refurbishment of Non-Residential Buildings	239,300.00	0.00	19,668,038.00	0.00
3110300 Refurbishment of Buildings	239,300.00	0.00	19,668,038.00	0.00
3110504 Other Infrastructure and Civil Works	345,464,533.95	0.00	69,153,511.85	0.00
3110500 Construction and Civil Works	345,464,533.95	0.00	69,153,511.85	0.00
3110701 Purchase of Motor Vehicles	59,928,491.00	0.00	0.00	0.00
3110700 Purchase of Vehicles and Other Transport Equipment	59,928,491.00	0.00	0.00	0.00
3111001 Purchase of Office Furniture and Fittings	185,000.00	0.00	311,000.00	0.00
3111000 Purchase of Office Furniture and General Equipment	185,000.00	0.00	311,000.00	0.00
3111102 Purchase of Boilers, Refrigeration and Air-conditioning Plant	35,000,000.00	0.00	30,000,000.00	0.00
3111107 Purchase of Laboratory Equipment	649,554.00	0.00	1,732,068.80	0.00
3111100 Purchase of Specialised Plant, Equipment and Machinery	35,649,554.00	0.00	31,732,068.80	0.00
3111302 Purchase of Animals and Breeding Stock	90,999,998.00	0.00	39,999,955.00	0.00
3111300 Purchase of Certified Seeds, Breeding Stock and Live Animals	90,999,998.00	0.00	39,999,955.00	0.00
3111401 Pre-feasibility, Feasibility and Appraisal Studies	860,572,356.00	0.00	93,418,903.00	0.00
3111499 Research, Feasibility Studies	85,800.00	0.00	1,023,600.00	0.00
3111400 Research, Feasibility Studies, Project Preparation and Design, Project Supervision	860,658,156.00	0.00	94,442,503.00	0.00
3110000 Acquisition of Fixed Capital Assets	1,847,136,383.30	0.00	322,999,276.45	0.00
5120202 Borrowing from International Organizations	0.00	59,928,491.00	0.00	41,806,989.90
5120200 Foreign Borrowing-Direct Payments	0.00	59,928,491.00	0.00	41,806,989.90
5120000 Currency and Deposits, Accounts Payable, Clearing Transfers and Other Liabilities	0.00	59,928,491.00	0.00	41,806,989.90
6530101 Ministry HQ Recurrent Bank A/C	0.00	952,937,725.65	0.00	264,579,456.90
6530100 Recurrent Bank Accounts	0.00	952,937,725.65	0.00	264,579,456.90
6530000 Recurrent Bank Accounts	0.00	952,937,725.65	0.00	264,579,456.90
6540101 Ministry HQ Development Bank A	0.00	664,330,805.00	0.00	634,330,805.00
6540100 Development Bank Accounts	0.00	664,330,805.00	0.00	634,330,805.00
6540000 Development Bank Accounts	0.00	664,330,805.00	0.00	634,330,805.00
6550101 Ministry HQ Deposit Bank A/C	0.00	89,382,727.90	0.00	89,382,727.90
6550100 Deposit Bank Accounts	0.00	89,382,727.90	0.00	89,382,727.90
6550000 Deposit Bank Account	0.00	89,382,727.90	0.00	89,382,727.90
6580101 Cash	1,300,776,586.65	0.00	719,325,131.00	0.00
6580104 Cash in Transit	4,771,816,310.60	0.00	927,666,849.20	0.00
6580100 Cash in Hand	6,072,592,897.25	0.00	1,646,991,980.20	0.00
6580000 Cash in Hand	6,072,592,897.25	0.00	1,646,991,980.20	0.00
6740101 Prepayment	0.00	0.00	0.00	0.00
6740102 R/D Cheques	0.00	0.00	0.00	0.00
6740100 Other Debtors & Pre-payments	0.00	0.00	0.00	0.00
6740000 Other Debtors & Pre-payments	0.00	0.00	0.00	0.00
6760101 Standing Imprests	0.00	0.00	0.00	0.00
6760103 Temporary Imprests	0.00	0.00	0.00	6,424,500.00

Account No and Description	Current Period		Previous period	
	Debit Balance	Credit Balance	Debit Balance	Credit Balance
6760100 Imprests	0.00	0.00	0.00	6,424,500.00
6760000 Government Imprests	0.00	0.00	0.00	6,424,500.00
6780101 General Suspense A/C	86,305,014.10	0.00	6,542,103.45	0.00
6780110 Imprest Cash Recovery	0.00	0.00	0.00	0.00
6780100 Suspense & Clearance Account	86,305,014.10	0.00	6,542,103.45	0.00
6780000 Suspense & Clearance Account	86,305,014.10	0.00	6,542,103.45	0.00
7310101 General Deposits	0.00	82,512,049.20	0.00	40,961,861.25
7310100 General Deposits Items	0.00	82,512,049.20	0.00	40,961,861.25
7310000 Deposits	0.00	82,512,049.20	0.00	40,961,861.25
7320101 PAYE	0.00	0.00	0.00	0.00
7320102 NHIF	0.00	0.00	0.00	0.00
7320103 House Rent	0.00	0.00	0.00	0.00
7320106 NSSF	0.00	0.00	0.00	0.00
7320107 Co-operatives	0.00	0.00	0.00	0.00
7320108 Insurances	0.00	0.00	0.00	0.00
7320110 Court Attachments	0.00	0.00	0.00	0.00
7320111 WCPS	0.00	0.00	0.00	0.00
7320112 Staff Welfare Associations	0.00	0.00	0.00	0.00
7320113 HELB Deductions	0.00	0.00	0.00	0.00
7320116 Mortgages / Bank Loans	0.00	0.00	0.00	0.00
7320117 Govt. Liability Attachments	0.00	0.00	0.00	0.00
7320119 RTD Salary - held for officer	0.00	0.00	0.00	0.00
7320123 Civil Service Housing Fund	0.00	0.00	0.00	0.00
7320199 Salary Control Account	0.00	0.00	0.00	0.00
7320100 Salary Deductions	0.00	0.00	0.00	0.00
7320201 Contractors Retention Money	0.00	24,849,111.05	0.00	0.00
7320200 Other General Liabilities	0.00	24,849,111.05	0.00	0.00
7320402 Vat Withholding Tax	0.00	72,034.90	0.00	0.00
7320400 Withholding Taxes	0.00	72,034.90	0.00	0.00
7320000 Other Liabilities	0.00	24,921,145.95	0.00	0.00
7380101 General Withholding Tax	0.00	74,591.35	0.00	40,118.00
7380102 VAT Withholding	0.00	32,836.00	0.00	15,962.05
7380100	0.00	107,427.35	0.00	56,080.05
7380000 Withholding Taxes	0.00	107,427.35	0.00	56,080.05
7390103 AP Liabilities	0.00	29,943,617.70	12,778,112.30	0.00
7390107 Intercompany Payables	0.00	237,583,531.40	0.00	0.00
7390100 System Required Liabilities	0.00	267,527,149.10	12,778,112.30	0.00
7399999 Cash Clearing A/c	0.00	4,027,126,619.40	0.00	607,369,347.20
7399900	0.00	4,027,126,619.40	0.00	607,369,347.20
7390000 System Required Liabilities A/cs	0.00	4,294,653,768.50	12,778,112.30	607,369,347.20
9910101 Provision for Encumbrance	0.00	0.00	0.00	0.00
9910100 General Provisions	0.00	0.00	0.00	0.00
9910201 Exchequer Releases/ Provisioning Account	0.00	5,304,611,463.70	0.00	1,321,529,573.00
9910200 Exchequer Provisions	0.00	5,304,611,463.70	0.00	1,321,529,573.00
9910000 Provisions	0.00	5,304,611,463.70	0.00	1,321,529,573.00
9999999 Consolidated Fund	1,298,322,155.35	0.00	0.00	0.00
9999900	1,298,322,155.35	0.00	0.00	0.00
9990000 Opening Balance Reserves	1,298,322,155.35	0.00	0.00	0.00
Total	11,473,385,604.25	11,473,385,604.25	3,006,441,341.20	3,006,441,341.20

The Statement has been prepared, reviewed and approved by the following:

Prepared By: _____ Date: _____
Reviewed By: _____ Date: _____
Approved By: _____ Date: _____



NOTES TO THE FINANCIAL STATEMENTS

Entity: 1166-State Department for Fisheries,
Aquaculture & the Blue Economy

Current Period: JUL-19 To JUN-20

Compare With: JUL-18 To JUN-19

1 Tax Receipts

Item Description	Item Code	Current Period	Previous Period
		Kshs	Kshs
Taxes on Income, Profits and Capital Gains	1110000	0.00	0.00
Taxes on Payroll and Workforce	1120000	0.00	0.00
Taxes on Property	1130000	0.00	0.00
Taxes on Goods and Services	1140000	0.00	0.00
Taxes on International Trade and Transactions	1150000	0.00	0.00
Other Taxes (not elsewhere classified)	1160000	0.00	0.00
TOTAL		0.00	0.00

2 Social Security Contribution

Item Description	Item Code	Current Period	Previous Period
		Kshs	Kshs
Health Insurance Contribution	1210100	0.00	0.00
NHIF Health Insurance Contributions	1210200	0.00	0.00
Contributions from Govt. Employees for Social & Welfare Schemes	1210300	0.00	0.00
TOTAL		0.00	0.00

3 Proceeds from Domestic and Foreign Grants

Item Description	Item Code	Current Period	Previous Period
		Kshs	Kshs
Grants from Foreign Governments	1310000	0.00	0.00
Grants from International Organisations	1320000	0.00	0.00
TOTAL		0.00	0.00

4 Exchequer releases

Item Description	Item Code	Current Period	Previous Period
		Kshs	Kshs
Exchequer Releases/ Provisioning Account	9910201	3,983,081,890.70	1,321,529,573.00
TOTAL		3,983,081,890.70	1,321,529,573.00

5 Transfers from Other Government Entities

Item Description	Item Code	Current Period	Previous Period
		Kshs	Kshs
Grants received by Central Govt from General Govt units	1330100	0.00	0.00
Grants Received from General Govt units by Local Authorities	1330200	0.00	0.00
Grants to Fund Accounts from Central Govt Budget	1330300	0.00	0.00
Grants to other General Govt units from General Govt units	1330400	0.00	0.00
TOTAL		0.00	0.00

6 Proceeds from Domestic Borrowings

Item Description	Item Code	Current Period	Previous Period
		Kshs	Kshs
Borrowing within General Government	5110100	0.00	0.00
Borrowing from Monetary Authorities (Central Bank)	5110200	0.00	0.00
Other Domestic Depository Corporations (Commercial Banks)	5110300	0.00	0.00
Borrowing from Other Domestic Financial Institutions	5110400	0.00	0.00
Borrowing from Other Domestic Creditors	5110500	0.00	0.00
TOTAL		0.00	0.00

7 Proceeds from Foreign Borrowings

Item Description	Item Code	Current Period	Previous Period
		Kshs	Kshs
Foreign Borrowings - Drawdowns through Exchequer	5120100	0.00	0.00
Foreign Borrowing-Direct Payments	5120200	59,928,491.00	41,806,989.90
Foreign Currency and Foreign Deposits	5120300	0.00	0.00
Other Foreign Accounts Payable	5120400	0.00	0.00
TOTAL		59,928,491.00	41,806,989.90

8 Proceeds from Sales of Assets

Item Description	Item Code	Current Period	Previous Period
		Kshs	Kshs
Receipts from the Sale of Buildings - Paid to Exchequer	3510100	0.00	0.00
Receipts from the Sale of Buildings	3510200	0.00	0.00
Receipts from sale of other st	3510300	0.00	0.00
Receipts from sale of other st	3510400	0.00	0.00
Receipts from the Sale of Vehicles and Transport Equipment - Paid to Exchequer	3510500	0.00	0.00
Receipts from the Sale of Vehicles and Transport Equipment	3510600	0.00	0.00
Receipts from the Sale of Plant Machinery and Equipment - Paid to Exchequer	3510700	0.00	0.00
Receipts from the Sale Plant Machinery and Equipment	3510800	0.00	0.00
Receipts from Sale of Certified Seeds and Breeding Stock - Paid to Exchequer	3510900	0.00	0.00
Receipts from Sale of Certified Seeds and Breeding Stock	3511000	0.00	0.00
Receipts from the Sale of Strategic Reserves Stocks	3520100	0.00	0.00
Receipts from the Sale of Other Inventories, Stocks, and Commodities	3520200	0.00	0.00
Receipts from the Sale of Inventories, Stocks and Commodities	3520300	0.00	0.00
Receipts from the Sale of Land	3540100	0.00	0.00
Receipts from the Sale of Other Naturally Occurring Non-Produced Assets	3540200	0.00	0.00
Receipts from the Sale of Intangible Non-Produced Assets	3540300	0.00	0.00
Receipts from the Sale of Non-Produced Assets Collected as AIA	3540400	0.00	0.00
Repayments from Loans to Government Agencies and Other Levels of Government	4510100	0.00	0.00
Loans to Non-Financial Public Enterprises	4510200	0.00	0.00
Loans to Financial Institutions	4510300	0.00	0.00
Repayments from Domestic Loans to Individuals and Households	4510400	0.00	0.00
Repayments from lending to Foreign Govts.	4520100	0.00	0.00
Repayments from lending to International Orgns.	4520200	0.00	0.00
Repayments from lending to Foreign Non - Financial Enterps. & Financial Instns.	4520300	0.00	0.00
Repayments from Other Foreign Lending	4520400	0.00	0.00
Sales and Disposals of Equity Holdings in Domestic Public Non - Financial Enterprises	4530100	0.00	0.00
Sales and Disposals of Equity Holdings in Domestic Public Financial Institutions	4530200	0.00	0.00
Sales and Disposals of Other Equity Holdings	4530300	0.00	0.00
Sales and Disposals of Equity Holdings in Foreign Financial Instns. and Domestic Financial Instns. operating abroad	4530400	0.00	0.00
Sales and Disposals of Equity Holdings in Foreign Enterps. Financial Instns. and Domestic Financial Instns. operating abroad	4530500	0.00	0.00
Redemption/ Disposal of Other Financial Assets	4530600	0.00	0.00
Refund of Bonds paid as Deposits for Guarantees	4530700	0.00	0.00
TOTAL		0.00	0.00

9 Reimbursements and Refunds

Item Description	Item Code	Current Period	Previous Period
		Kshs	Kshs
Refund from World Food Programme (WFP)	4540101	0.00	0.00
Reimbursement of Audit Fees	4540102	0.00	0.00
Reimbursement on Messing Charges (UNICEF)	4540103	0.00	0.00
Reimbursement from World Bank - ECD	4540104	0.00	0.00
Reimbursement from Individuals and Private Organizations	4540105	0.00	0.00

Item Description	Item Code	Current Period	Previous Period
Reimbursement from Local Government Authorities	4540106	0.00	0.00
Reimbursement from Statutory Organizations	4540107	0.00	0.00
Reimbursement within Central Government	4540108	0.00	0.00
Reimbursement Using Bonds	4540109	0.00	0.00
Reimbursements and Refunds - Other (Budget)	4540199	0.00	0.00
TOTAL		0.00	0.00

10 Returns of Equity Holdings

Item Description	Item Code	Current Period	Previous Period
		Kshs	Kshs
Returns of Equity Holdings	4550000	0.00	0.00
Returns of Equity Holdings	4610000	0.00	0.00
TOTAL		0.00	0.00

11 Other Receipts

Item Description	Item Code	Current Period	Previous Period
		Kshs	Kshs
Interest Received	1410100	0.00	0.00
Profits and Dividends	1410200	0.00	0.00
Withdrawals from Income of Quasi-corporations	1410300	0.00	0.00
Rents on land, houses and buildings	1410400	0.00	0.00
Other Property Income collected as AIA	1410500	0.00	0.00
	1415000	0.00	0.00
Sales of Market Establishment	1420100	0.00	0.00
Administrative Fees and Charges	1420200	0.00	0.00
Administrative Fees and Charges collected as AIA	1420300	0.00	0.00
Incidental Sales by Non-Market Establishments	1420400	0.00	0.00
Incidental Sales by Non-Market Establishments Collected as AIA	1420500	0.00	0.00
Receipts from Sale of Incidental Goods	1420600	0.00	0.00
Fines, Penalties, Forfeitures and other Charges	1430100	0.00	0.00
Current Grants from International NGOs paid through Exchequer	1440100	0.00	0.00
Capital Grants from International NGOs paid through Exchequer	1440200	0.00	0.00
Current Grants from International NGOs collected as AIA	1440300	0.00	0.00
Capital Grants from International NGOs collected as AIA	1440400	0.00	0.00
Other Voluntary Transfers for Current purposes	1440500	0.00	0.00
Other Voluntary Transfers for Capital purposes	1440600	0.00	0.00
Paid to Exchequer	1450100	0.00	0.00
Receipts Not Classified Elsewhere	1450200	0.00	0.00
	1510200	0.00	0.00
	1510300	0.00	0.00
	1520100	0.00	0.00
Business Permits	1520200	0.00	0.00
Cesses	1520300	0.00	0.00
Poll Rates	1520400	0.00	0.00
Plot Rents	1520500	0.00	0.00
Other Local Levies	1520600	0.00	0.00
Administrative Services Fees	1530100	0.00	0.00
Various Fees	1530200	0.00	0.00
Council'S Natural Resources Exploitation	1530300	0.00	0.00
Sales Of Council Assets	1530400	0.00	0.00
Lease / Rental Of Council'S Infrastructure Assets	1530500	0.00	0.00
Other Miscellaneous Revenues	1530600	0.00	0.00
Other Miscellaneous Revenues	1540100	0.00	0.00
Insurance Claims Recovery	1540200	0.00	0.00
Medium Term Loans (1-3 Yr Repayment)	1540300	0.00	0.00
Long Term Loans (Over 3 Yr Rpayment)	1540400	0.00	0.00
Transfers From Reserve Funds	1540500	0.00	0.00
Donations	1540600	0.00	0.00
Fund Raising Events	1540700	0.00	0.00
Other Revenues From Financial Assets Loan	1540800	0.00	0.00
	1541000	0.00	0.00
Market/Trade Centre Fee	1550100	0.00	0.00
Vehicle Parking Fees	1550200	0.00	0.00
Housing	1560100	0.00	0.00
Social Premises Use Charges	1560200	0.00	0.00
School Fees	1570100	0.00	0.00
Other Education-Related Fees	1570200	0.00	0.00
Other Education Revenues	1570300	0.00	0.00
Public Health Services	1580100	0.00	0.00

Item Description	Item Code	Current Period	Previous Period
Public Health Facilities Operations	1580200	0.00	0.00
Environment & Conservancy Administration	1580300	0.00	0.00
Slaughter Houses Administration	1580400	0.00	0.00
Water Supply Administration	1580500	0.00	0.00
Sewerage Administration	1580600	0.00	0.00
Other Health & Sanitation Revenues	1580700	0.00	0.00
Technical Services Fees	1590100	0.00	0.00
External Services Fees	1590200	0.00	0.00
	1930100	0.00	0.00
System Required Revenue A/cs	1990100	0.00	0.00
TOTAL		0.00	0.00

12 Compensation of Employees

Item Description	Item Code	Current Period	Previous Period
		Kshs	Kshs
Basic Salaries - Permanent Employees	2110100	151,783,751.25	160,955,965.60
Basic Wages - Temporary Employees	2110200	5,160,696.00	6,192,918.00
Personal Allowances paid as part of Salary	2110300	114,043,595.95	99,634,539.20
Personal Allowances paid as Reimbursements	2110400	0.00	0.00
Personal Allowances provided in Kind	2110500	0.00	0.00
Employer Contributions to Compulsory National Social Security Schemes	2120100	0.00	0.00
Employer Contributions to Compulsory Health Insurance Schemes	2120200	0.00	0.00
Social Benefit Schemes Outside Government	2120300	0.00	0.00
TOTAL		270,988,043.20	266,783,422.80

13 Use of goods and Services

Item Description	Item Code	Current Period	Previous Period
		Kshs	Kshs
Utilities, Supplies and Services	2210100	6,666,814.90	8,639,270.05
Communication, Supplies and Services	2210200	3,769,132.00	10,727,217.00
Domestic Travel and Subsistence, and Other Transportation Costs	2210300	22,729,419.00	111,707,655.75
Foreign Travel and Subsistence, and other transportation costs	2210400	2,438,756.20	16,684,267.75
Printing , Advertising and Information Supplies and Services	2210500	1,635,682.00	5,288,229.00
Rentals of Produced Assets	2210600	15,598,364.40	11,295,260.20
Training Expenses	2210700	103,827,710.50	104,612,614.70
Hospitality Supplies and Servi	2210800	10,397,033.10	131,267,546.00
Insurance Costs	2210900	0.00	0.00
Specialised Materials and Supp	2211000	129,494,363.00	85,472,898.05
Office and General Supplies and Services	2211100	5,204,912.30	51,851,042.25
Fuel Oil and Lubricants	2211200	10,115,953.55	21,899,169.10
Other Operating Expenses	2211300	44,459,701.75	68,729,054.95
Routine Maintenance - Vehicles	2220100	7,047,626.75	10,734,509.00
Routine Maintenance - Other Assets	2220200	1,843,745.00	4,593,481.50
Exchange Rate Losses	2230100	0.00	0.00
TOTAL		365,229,214.45	643,502,215.30

14 Subsidies

Item Description	Item Code	Current Period	Previous Period
		Kshs	Kshs
Subsidies to Public Corporations	2510000	0.00	0.00
Subsidies to Private Enterprises	2520000	0.00	0.00
TOTAL		0.00	0.00

15 Transfers to Other Government Units

Item Description	Item Code	Current Period	Previous Period
		Kshs	Kshs
Current Grants to Government Agencies and other Levels of Government	2630100	1,199,236,868.15	34,076,434.65
Capital Grants to Government Agencies and other Levels of Government	2630200	65,276,755.05	72,767,796.05
Other Current Transfers, Grants and Subsidies	2640400	0.00	0.00
Other Capital Grants and Trans	2640500	258,991,395.20	0.00
TOTAL		1,523,505,018.40	106,844,230.70

16 Other Grants and Transfers

Item Description	Item Code	Current Period	Previous Period
		Kshs	Kshs
Grants and Transfers to Foreign Governments	2610100	0.00	0.00
Membership Fees and Dues and Subscriptions to International Organizations	2620100	0.00	0.00
Membership Fees and Dues and Subscriptions to International Organizations (Continued)	2620200	0.00	0.00
Scholarships and other Educational Benefits	2640100	0.00	0.00
Emergency Relief and Refugee Assistance	2640200	0.00	0.00
Grants to Small Businesses, Cooperatives, and Self Employed	2640300	0.00	0.00
	2649900	0.00	0.00
TOTAL		0.00	0.00

17 Social Security Benefits

Item Description	Item Code	Current Period	Previous Period
		Kshs	Kshs
Government Pension and Retirement Benefits	2710100	9,306,878.20	0.00
Social Security Benefits	2710200	0.00	0.00
Employer Social Benefits	2710300	0.00	0.00
Refund of Pension to UK Government	2720100	0.00	0.00
Refund of Contributions to WCPS and other Ex-Gratia	2720200	0.00	0.00
TOTAL		9,306,878.20	0.00

18 Acquisition of Assets

Item Description	Item Code	Current Period	Previous Period
		Kshs	Kshs
Purchase of Buildings	3110100	0.00	0.00
Construction of Building	3110200	454,011,350.35	67,692,199.80
Refurbishment of Buildings	3110300	239,300.00	19,668,038.00
Construction of Roads	3110400	0.00	0.00
Construction and Civil Works	3110500	345,464,533.95	69,153,511.85
Overhaul and Refurbishment of Construction and Civil Works	3110600	0.00	0.00
Purchase of Vehicles and Other Transport Equipment	3110700	59,928,491.00	0.00
Overhaul of Vehicles and Other Transport Equipment	3110800	0.00	0.00
Purchase of Household Furniture and Institutional Equipment	3110900	0.00	0.00
Purchase of Office Furniture and General Equipment	3111000	185,000.00	311,000.00
Purchase of Specialised Plant, Equipment and Machinery	3111100	35,649,554.00	31,732,068.80
Rehabilitation and Renovation of Plant, Machinery and Equipment	3111200	0.00	0.00
Purchase of Certified Seeds, Breeding Stock and Live Animals	3111300	90,999,998.00	39,999,955.00
Research, Feasibility Studies, Project Preparation and Design, Project Supervision	3111400	860,658,156.00	94,442,503.00
Rehabilitation of Civil Works	3111500	0.00	0.00
Purchase of Specialised Plant	3112200	0.00	0.00
Acquisition of Strategic Stocks	3120100	0.00	0.00
Acquisition of Other Inventori	3120200	0.00	0.00
Acquisition of Land	3130100	0.00	0.00
Acquisition of Other Intangible Assets	3130200	0.00	0.00
Domestic Lending and On-lending	4110000	0.00	0.00
Domestic Equity Participation	4120000	0.00	0.00
Other Domestic Accounts Receivable	4130000	0.00	0.00
Foreign Lending and On- Lending	4140000	0.00	0.00
Foreign Equity Participation	4150000	0.00	0.00
Other Foreign Accounts Receivable	4160000	0.00	0.00
TOTAL		1,847,136,383.30	322,999,276.45

19 Finance Costs, including Loan Interest

Item Description	Item Code	Current Period	Previous Period
		Kshs	Kshs
Interest Payments on Foreign Borrowing	2410100	0.00	0.00
Interest Payments on Guaranteed Debt	2410200	0.00	0.00
Interest on Domestic Borrowing	2420000	0.00	0.00
Interest on Borrowing From Other Government Units	2430000	0.00	0.00
TOTAL		0.00	0.00

20 Repayment of Principal on Domestic and Foreign Borrowing

Item Description	Item Code	Current Period	Previous Period
		Kshs	Kshs
Repayments on Borrowings from General Government	5510100	0.00	0.00
Repayments on Borrowings from Monetary Authorities (Central Bank)	5510200	0.00	0.00
Repayments on Borrowings from Other Domestic Depository Corporations (Commercial Banks)	5510300	0.00	0.00
Repayments on Borrowings from Other Domestic Financial Institutions	5510400	0.00	0.00
Repayments on Borrowings from Other Domestic Creditors	5510500	0.00	0.00
Principal Repayments on Foreign Borrowing	5510600	0.00	0.00
Principal Repayments on Guaranteed Debt Taken over by Government	5520000	0.00	0.00
Principal Repayments on Guaranteed Domestic Debt Taken over by Government	5520100	0.00	0.00
Principal Repayments on Guaranteed Foreign Debt Taken over by Government	5520200	0.00	0.00
Repayments on Borrowings from Other Domestic Creditors	5610000	0.00	0.00
Repayments on Borrowings from Other Domestic Creditors - Private Enterprises	5610500	0.00	0.00
	5620000	0.00	0.00
Repayments on Borrowings from Other Domestic Creditors - Public Enterprises	5620100	0.00	0.00
TOTAL		0.00	0.00

21 Other payments

Item Description	Item Code	Current Period	Previous Period
		Kshs	Kshs
Budget Reserves	2810100	0.00	0.00
Civil Contingency Reserves	2810200	0.00	0.00
Capital Transfer to Non Financial Public Enterprises	2820100	0.00	0.00
Capital Transfer to Public Financial Institutions and Enterprises	2820200	0.00	0.00
Capital Transfer to Private Non-Financial Enterprises	2820300	0.00	0.00
System Required Expenses	2990100	0.00	0.00
	2999900	0.00	0.00
TOTAL		0.00	0.00

22A Bank Balances

Item Description	Item Code	Current Period	Previous Period
		Kshs	Kshs
Special Accounts	6510000	0.00	0.00
Treasury Bank Accounts (Exchequer and CRF Accounts)	6520000	0.00	0.00
Recurrent Bank Accounts	6530000	952,937,725.65	264,579,456.90
Development Bank Accounts	6540000	664,330,805.00	634,330,805.00
Deposit Bank Account	6550000	89,382,727.90	89,382,727.90
Project Specific Bank Accounts	6570000	0.00	0.00
Foreign Currency and Foreign D	6590101	0.00	0.00
TOTAL		1,706,651,258.55	988,292,989.80

22B Cash Balances

Item Description	Item Code	Current Period	Previous Period
		Kshs	Kshs
Cash in Hand	6580000	6,072,592,897.25	1,646,991,980.20
Foreign Currency and Foreign D	6590201	0.00	0.00
TOTAL		6,072,592,897.25	1,646,991,980.20

23 Accounts Receivables - Outstanding Imprest and Clearance Accounts

Item Description	Item Code	Current Period	Previous Period
		Kshs	Kshs
Domestic Debtors & Advances	6710000	0.00	0.00
Debtors & Advances - Govt Owne	6720000	0.00	0.00
Foreign Debtors & Advances	6730000	0.00	0.00
Other Debtors & Pre-payments	6740000	0.00	0.00
Government Imprests	6760000	0.00	6,424,500.00
Agency Accounts	6770000	0.00	0.00
Suspense & Clearance Account	6780000	86,305,014.10	6,542,103.45
Other Current Assets (System r	6790000	0.00	0.00

Item Description	Item Code	Current Period	Previous Period
		Kshs	Kshs
TOTAL		86,305,014.10	12,966,603.45

24. ACCOUNTS PAYABLE

Item Description	Item code	Current Period	Previous Period
		Kshs	Kshs
Other Liabilities	7320000	24,921,145.95	0.00
Deposits	7310000	82,512,049.20	40,961,861.25
Withholding Taxes	7380000	107,427.35	56,080.05
System Required Liabilities A/cs	7390000	4,294,653,768.50	594,591,234.90
TOTAL		4,402,194,391.00	635,609,176.20

25. FUND BALANCES BROUGHT FORWARD

Item Description	Item Code	Current Period	Previous Period
		Kshs	Kshs
Opening Balance Bank	22A	(988,292,989.80)	0.00
Opening Balance Cash	22B	1,646,991,980.20	0.00
Opening Balance Receivables - Imprest and Clearance Accounts	23	117,603.45	0.00
Opening Balance - Deposits	24	(635,609,176.20)	0.00
TOTAL		23,207,417.65	0.00

26. PRIOR YEAR ADJUSTMENTS

Item Description	Item Code	Current Period	Previous Period
		Kshs	Kshs
County Transfers	9910300	0.00	0.00
Exchequer Provisions	9910200	0.00	0.00
TOTAL		0.00	0.00



Budget Execution By Programmes and Sub-Programmes

Entity: 1166-State Department for Fisheries, Aquaculture & the Blue Economy

Period: JUL-19 To JUN-20

Program	Sub Program	Description	Approved Budget	Actual Payments	Variance
011100000		Fisheries Development and Management	3,325,357,955.00	2,768,190,282.40	557,167,672.60
	0111010000	Fisheries Policy, Strategy and capacity building	40,500,000.00	34,782,968.15	5,717,031.85
	0111020000	Aquaculture Development	1,062,331,763.00	786,063,518.55	276,268,244.45
	0111030000	Management and Development of Capture Fisheries	268,913,660.00	214,462,136.65	54,451,523.35
	0111040000	Assurance of Fish Safety, Value Addition and Marketing	171,516,532.00	133,332,641.85	38,183,890.15
	0111050000	Marine and Fisheries Research	1,782,096,000.00	1,599,549,017.20	182,546,982.80
011700000			136,216,061.00	120,888,897.85	15,327,163.15
	0117010000		136,216,061.00	120,888,897.85	15,327,163.15
011800000			1,313,906,738.00	1,127,491,357.30	186,415,380.70
	0118010000		26,840,682.00	22,882,212.00	3,958,470.00
	0118020000		14,352,619.00	11,889,940.50	2,462,678.50
	0118030000		177,694,970.00	153,324,414.90	24,370,555.10
	0118040000		28,552,580.00	24,375,058.85	4,177,521.15
	0118050000		1,066,465,887.00	915,019,731.05	151,446,155.95
		Grand Total	4,775,480,754.00	4,016,570,537.55	758,910,216.45

The Statement has been prepared, reviewed and approved by the following:

Prepared By: _____

Date: _____

Reviewed By: _____

Date: _____

Approved By: _____

Date: _____



Budget Execution by Heads and Programmes

Entity: 1166-State Department for Fisheries, Aquaculture & the Blue Economy

Period: JUL-19 To JUN-20

Head	Program	Description	Approved Budget	Actual Payments	Variance
1164000100		Headquarters and Administrative Services	0.00	0.00	0.00
	0117000000		0.00	0.00	0.00
1166000100		Headquarters and Administrative Services	118,485,199.00	103,491,947.75	14,993,251.25
	0117000000		116,855,268.00	101,862,017.65	14,993,250.35
	0111000000	Fisheries Development and Management	1,629,931.00	1,629,930.10	0.90
1166000200		Finance Accounts and Procurement Services	19,360,793.00	19,026,880.20	333,912.80
	0117000000		19,360,793.00	19,026,880.20	333,912.80
1166000300		Directorate of Marine and Coastal Fisheries	44,027,629.00	50,399,277.40	(6,371,648.40)
	0111000000	Fisheries Development and Management	44,027,629.00	50,399,277.40	(6,371,648.40)
1166000400		Directorate of Inland and Riverine Fisheries	20,848,405.00	25,057,991.10	(4,209,586.10)
	0111000000	Fisheries Development and Management	20,848,405.00	25,057,991.10	(4,209,586.10)
1166000500		Directorate of Aquaculture Development	24,656,080.00	25,892,631.40	(1,236,551.40)
	0111000000	Fisheries Development and Management	24,656,080.00	25,892,631.40	(1,236,551.40)
1166000600		Directorate of Quality Assurance and Marketing	31,189,792.00	31,170,913.10	18,878.90
	0111000000	Fisheries Development and Management	31,189,792.00	31,170,913.10	18,878.90
1166000700		Directorate of Fisheries	45,681,803.00	37,581,559.95	8,100,243.05
	0111000000	Fisheries Development and Management	45,681,803.00	37,581,559.95	8,100,243.05
1166000800		Fisheries and Hatchery	26,665,610.00	24,057,313.30	2,608,296.70
	0111000000	Fisheries Development and Management	26,665,610.00	24,057,313.30	2,608,296.70
1166000900		Fisheries Regional Centres	23,190,319.00	23,942,764.25	(752,445.25)
	0111000000	Fisheries Development and Management	23,190,319.00	23,942,764.25	(752,445.25)
1166001000		Deep Sea Fisheries	5,835,573.00	5,357,419.85	478,153.15
	0111000000	Fisheries Development and Management	5,835,573.00	5,357,419.85	478,153.15
1166001100		Marine Fisheries Research Institute	1,257,900,000.00	1,164,475,000.00	93,425,000.00
	0111000000	Fisheries Development and Management	1,257,900,000.00	1,164,475,000.00	93,425,000.00
1166001200		Development and Coordination of Blue Economy	114,602,738.00	97,405,099.50	17,197,638.50
	0111000000	Fisheries Development and Management	40,500,000.00	34,782,968.15	5,717,031.85
	0118000000		74,102,738.00	62,622,131.35	11,480,606.65
1166100100			91,526,740.00	74,363,532.75	17,163,207.25
	0111000000	Fisheries Development and Management	91,526,740.00	74,363,532.75	17,163,207.25
1166100400			429,000,000.00	417,193,687.65	11,806,312.35
	0111000000	Fisheries Development and Management	429,000,000.00	417,193,687.65	11,806,312.35
1166100800			30,000,000.00	10,591,177.00	19,408,823.00
	0111000000	Fisheries Development and Management	30,000,000.00	10,591,177.00	19,408,823.00
1166101300			582,010,073.00	318,919,886.20	263,090,186.80
	0111000000	Fisheries Development and Management	582,010,073.00	318,919,886.20	263,090,186.80
1166101400		Kenya Marine Fisheries & Socio-Economic Development Project	110,000,000.00	65,276,755.05	44,723,244.95
	0111000000	Fisheries Development and Management	110,000,000.00	65,276,755.05	44,723,244.95
1166101500			432,996,000.00	387,004,281.15	45,991,718.85
	0111000000	Fisheries Development and Management	432,996,000.00	387,004,281.15	45,991,718.85
1166101600			127,700,000.00	70,493,194.00	57,206,806.00

0111000000	Fishes Development and Management	127,700,000.00	70,493,194.00	57,206,806.00
1166101700		176,000,000.00	152,209,650.90	23,790,349.10
0118000000		176,000,000.00	152,209,650.90	23,790,349.10
1166101800		1,063,804,000.00	912,659,575.05	151,144,424.95
0118000000		1,063,804,000.00	912,659,575.05	151,144,424.95
	Grand Total	4,775,480,754.00	4,016,570,537.55	758,910,216.45

The Statement has been prepared, reviewed and approved by the following:

Prepared By: _____	Date: _____
Reviewed By: _____	Date: _____
Approved By: _____	Date: _____



Budget Execution by Programme and Economic Classification

Entity: 1166-State Department for Fisheries, Aquaculture & the Blue Economy

Period: JUL-19 To JUN-20

Program	Item	Description	Approved Budget	Actual Payments	Variance
0111000000		Fisheries Development and Management	3,325,357,955.00	2,768,190,282.40	557,167,672.60
	2110000	Wages and Salary Contributions	162,809,657.00	175,155,125.55	(12,345,468.55)
	2210000	Goods and Services	221,093,355.00	191,042,184.90	30,051,170.10
	2220000	Routine Maintenance	5,243,578.00	4,351,556.00	892,022.00
	2630000	Grants & Transfer To Other Govt. Units	1,408,400,000.00	1,264,534,723.20	143,865,276.80
	2640000	Other Transfers and Emergency Relief	582,010,073.00	258,991,395.20	323,018,677.80
	3110000	Acquisition of Fixed Capital Assets	945,801,292.00	874,115,297.55	71,685,994.45
0117000000			136,216,061.00	120,888,897.85	15,327,163.15
	2110000	Wages and Salary Contributions	95,654,986.00	85,665,508.65	9,989,477.35
	2210000	Goods and Services	28,551,225.00	24,233,574.00	4,317,651.00
	2220000	Routine Maintenance	2,383,160.00	1,463,129.00	920,031.00
	2710000	Social Security Benefits	9,306,882.00	9,306,878.20	3.80
	3110000	Acquisition of Fixed Capital Assets	319,808.00	219,808.00	100,000.00
0118000000			1,313,906,738.00	1,127,491,357.30	186,415,380.70
	2110000	Wages and Salary Contributions	13,535,357.00	10,167,409.00	3,367,948.00
	2210000	Goods and Services	231,098,661.00	141,062,083.80	90,036,577.20
	2220000	Routine Maintenance	3,242,522.00	3,076,686.75	165,835.25
	2630000	Grants & Transfer To Other Govt. Units	0.00	(21,100.00)	21,100.00
	3110000	Acquisition of Fixed Capital Assets	1,066,030,198.00	973,206,277.75	92,823,920.25
		Grand Total	4,775,480,754.00	4,016,570,537.55	758,910,216.45

The Statement has been prepared, reviewed and approved by the following:

Prepared By: _____

Date: _____

Reviewed By: _____

Date: _____

Approved By: _____

Date: _____



Statement of Budget Execution

Entity: 1166-State Department for Fisheries, Aquaculture & the Blue Economy

Current Period: JUL-19 To JUN-20

	Note	Printed Estimate	Reallocation / Transfer	Supplementary Estimates	Final Approved Estimate (Net)	Actual	Budget Utilization Differences	% of Utilization
		a	b	c	d=a+b+c	e	f=d-e	g=e/d%
RECEIPTS								
Tax Receipts	1	0.00	0.00	0.00	0.00	0.00	0.00	0.00%
Social Security Contribution	2	0.00	0.00	0.00	0.00	0.00	0.00	0.00%
Proceeds from Domestic and Foreign Grants	3	25,000,000.00	0.00	(25,000,000.00)	0.00	0.00	0.00	0.00%
Exchequer releases	4	0.00	0.00	0.00	0.00	3,983,081,890.70	(3,983,081,890.70)	0.00%
Transfers from Other Government Entities	5	0.00	0.00	0.00	0.00	0.00	0.00	0.00%
Proceeds from Domestic Borrowings	6	0.00	0.00	0.00	0.00	0.00	0.00	0.00%
Proceeds from Foreign Borrowings	7	146,673,103.00	0.00	(62,673,103.00)	84,000,000.00	59,928,491.00	24,071,509.00	71.34%
Proceeds from Sales of Assets	8	0.00	0.00	0.00	0.00	0.00	0.00	0.00%
Reimbursements and Refunds	9	0.00	0.00	0.00	0.00	0.00	0.00	0.00%
Returns of Equity Holdings	10	0.00	0.00	0.00	0.00	0.00	0.00	0.00%
Other Receipts	11	0.00	0.00	0.00	0.00	0.00	0.00	0.00%
Total		171,673,103.00	0.00	(87,673,103.00)	84,000,000.00	4,043,010,381.70	(3,959,010,381.70)	4813.11%
PAYMENTS								
Compensation of Employees	12	192,276,000.00	0.00	79,724,000.00	272,000,000.00	270,988,043.20	1,011,956.80	99.63%
Use of goods and Services	13	998,474,020.50	0.00	(506,861,519.50)	491,612,501.00	365,229,214.45	126,383,286.55	74.29%
Subsidies	14	0.00	0.00	0.00	0.00	0.00	0.00	0.00%
Transfers to Other Government Units	15	710,800,000.00	0.00	1,279,610,073.00	1,990,410,073.00	1,523,505,018.40	466,905,054.60	76.54%
Other Grants and Transfers	16	0.00	0.00	0.00	0.00	0.00	0.00	0.00%
Social Security Benefits	17	0.00	0.00	9,306,882.00	9,306,882.00	9,306,878.20	3.80	100.00%
Acquisition of Assets	18	3,878,715,421.00	0.00	(1,866,564,123.00)	2,012,151,298.00	1,847,136,383.30	165,014,914.70	91.80%
Finance Costs, including Loan Interest	19	0.00	0.00	0.00	0.00	0.00	0.00	0.00%
Repayment of Principal on Domestic and Foreign Borrowing	20	0.00	0.00	0.00	0.00	0.00	0.00	0.00%
Other payments	21	0.00	0.00	0.00	0.00	0.00	0.00	0.00%
Total		5,780,265,441.50	0.00	(1,004,784,687.50)	4,775,480,754.00	4,016,165,537.55	759,315,216.45	84.10%



Statement of Budget Execution

Entity: 1166-State Department for Fisheries, Aquaculture & the Blue Economy

Current Period: JUL-19 To JUN-20

The Statement has been prepared, reviewed and approved by the following:

Prepared By:

Date:

Reviewed By:

Date:

Approved By:

Date:

ANEX 5

UNSPENT AIE SCHEDULE FOR F/Y 2019/2020	
Balance B/F	6,510,603.45
Sagana Training Center	1,374,817.00
Sagana Farm	1,317,313.00
Turkana Central	1,833.75
Kiganjo Trout	120.74
Mombasa	3,202.48
Kisumu	489.00
Sagana	533.00
Sagana Farm	261.58
Total	9,209,174.00

Ameyo

**STATE DEPARTMENT FOR FISHERIES AND THE BLUE ECONOMY
DEPOSIT ACCOUNT BALANCE AS AT 30TH JUNE 2020**

S/R NO.	MR.NO/REF	PAYEE	AMOUNT (KSHS)
1	2103651	DAROL CONSTRUCTION LTD	262,227.65
2	2103668	M/S INSTAPUMPS ENGINEERING LTD	206,172.50
3	2103674	M/S LIMELIGHT CREATION LTD	99,489.70
4	2103675	DALEO ELECTRICAL REFRIGERATION	122,019.85
5	2103676	M/S MEDIUN ELECTRICAL SERVICES	53,772.20
6	21036978	DICKWAYS CONSTRUCTION LTD	157,845.90
7	2103680	M/S VOLCANIC PLUMBING WORKS	514,071.70
8	2103681	SEVEN FOURTEN	408,807.40
9	2103682	M/S BOON CONSTRUTION LTD	624,106.40
10	2103683	M/S SEVEN FOURTEEN LTD	33,263.60
11	2103684	M/S SEVEN FOURTEEN LTD	1,200,118.20
12	2103686	M/S LIMELIGHT CREATION LTD	95,564.00
13	2103687	M/S SEVEN FOURTEEN LTD	569,541.20
14	2103694	DICKWAYS CONSTRUCTION LTD	963,247.55
15	3427257	DAYERN ENTERPRISES	843,488.60
16	9601513	DAYERN ENTERPRISES	1,045,228.20
17	9601515	MEDIUM ENTERPRISES	27,742.00
18	9601518	MEDIUM ENTERPRISES	17,400.00
19	9601519	BOON CONTRATORS	869,552.20
20	9601520	SEVEN FOURTEN	127,120.00
21	9601522	HI-TECH CONDITIONING	9,506.70
22	9601523	SEVEN FOURTEN	45,711.40
23	9601525	GOVT LIABILITIES(BARANABAS KIBIWOTT)	20,289.00
24	9601526	GOVT LIABILITIES(JACOB ODIPO)	17,527.00
25	9601527	GOVT LIABILITIES(JOSEPH CHEGE)	20,289.00
26	9601528	GOVT LIABILITIES(JAMES NDUNGU)	20,289.00
27	9601547	BOON CONTRATORS	1,124,225.00
28	9601541	JUNE DEDUCTION	17,088.00
29	9601542	JULY DEDUCTION	88,005.50
30	9601543	AUGUST DEDUCTION	203,833.10
31	9601545	SEPTEMBER DEDUCTION	206,029.10
32	9601546	OCTOBER DEDUCTION	186,662.15
33	9601548	NOVEBER DEDUCTION	192,089.35
34	9601549	DECEMBER DEDUCTION	185,673.00
35	9601550	JANUARY DEDUCTION	158,359.85
36	9601551	FEB DEDUCTIONS	157,534.35
37	9601552	MARCH DEDUCTION	150,972.50
38	16119	APRIL DEDUCTION	166,966.25
39	851/6	KERUGOYA WELFARE	50.00
40	8512	KERUGOYA WELFARE	50.00
41	851/4	NYANDO WELFARE	500.00
42	851/2	PAMOJA KENYA	684.00

43	851/3	MIGORI SELFHELP	700.00
44	851/5	SAYE	2,500.00
45	1029/1	FRIST COMMUNITY	49,014.90
46	1025D5	NYANDO WELFARE	500.00
47	1036D6	MIGORI SELFHELP	700.00
48	1030D4	SAYE	2,500.00
49	1030D	OLLIN SACCO	5,395.00
50	1030/D	CIC STANBIC	8,291.00
51	1030-D	NYERI TEACHERS	11,377.65
52	1030D/7	SALARY ADVANCE, COMMISIONS	108,751.90
53	1030/56	INDO AFRICA	50.00
54	1030D/2	CIC INSURANCE	7,544.65
55	1030D/8	LIBERTY LIFE	14,540.30
56	19-Feb-18	Salary Deductions 595	1,054.25
57	15-Mar-18	Salary Deductions 758	2,435.50
58	27-Mar-18	Volcanic Plumbing Works Job No.9795A Retention	20,050.15
59	28-Mar-18	Dickways Construction Job No.9794A Retention	28,081.85
60	28-Mar-18	Dickways Construction Job No.9796A Retention	51,963.90
61	29-Mar-18	Napsbury Enterprises Ltd Job No. 9729A Retention	73,556.70
62	4-Apr-18	Salary Deductions 0877/2/3/4	350.00
63	5-Apr-18	Salary Deductions 0877/5	26,900.00
64	2-May-18	Salary Deductions 0957/5	20,950.00
65	14-May-18	Salary Deductions 957	2,085.00
66	14-May-18	Volcanic Plumbing Works Job No.10024A Retention	445,430.00
67	14-May-18	Volcanic Plumbing Works Job No.10024A Retention	584,985.00
68	11-Jun-18	KEMFRI FT18162J7NDF	1,063,740.00
69	31-Aug-18	Salary Deductions	350.00
70	5-Sep-18	Salary Deductions	50.00
71	11-Sep-18	Salary Deductions	21,200.00
72	3-Oct-18	Salary Deductions	24,550.00
73	30-Oct-18	Salary Deductions	22,250.00
74	10-Dec-18	Salary Deductions	22,950.00
75	10-Dec-18	RTGS KCB	105,654.00
76	18-Dec-18	RTGS	437,776.00
77	21-Dec-18	Salary Deductions	23,250.00
78	11-Jan-19	NATIONAL BANK- KEMFRI	12,949,048.90
79	29-Jan-19	Salary Deductions	350.00
80	26-Feb-19	TFRS	365,350.00
81	28-Feb-19	Salary Deductions	350.00
82	1-Mar-19	TFRS	2,100.00
83	7-Mar-19	TFRS	300.00
84	1-Apr-19	Salary Deductions	350.00
85	1-Apr-19	TFRS	300.00
86	5-Apr-19	NATIONAL BANK- KEMFRI	7,208,197.15
87	13-Jun-19	Salary Deductions	22,200.00
88	1-Jul-19	Salary Deductions	50.00
89	1-Jul-19	Salary Deductions	100.00

90	1-Jul-19	Salary Deductions	200.00
91	31-Jul-19	Unspent Imprest	52,500.00
92	1-Aug-19	Salary Deductions	50.00
93	1-Aug-19	Salary Deductions	100.00
94	1-Aug-19	Salary Deductions	200.00
95	8-Aug-19	Salary Deductions	300.00
96	1-Sep-19	Salary Deductions	50.00
97	1-Sep-19	Salary Deductions	100.00
98	1-Sep-19	Salary Deductions	200.00
99	8-Sep-19	Salary Deductions	300.00
100	2-Oct-19	Salary Deductions	300.00
101	3-Oct-19	Salary Deductions	50.00
102	3-Oct-19	Salary Deductions	100.00
103	3-Oct-19	Salary Deductions	200.00
104	30-Oct-19	Salary Deductions	300.00
105	1-Nov-19	Salary Deductions	50.00
106	1-Nov-19	Salary Deductions	100.00
107	1-Nov-19	Salary Deductions	200.00
108	6-Nov-19	Blue Pacific	200,470.00
109	6-Nov-19	Taman General Investment Ltd.	294,900.00
110	6-Nov-19	Muga Electricals	310,450.00
111	6-Nov-19	Resco Construction Ltd	324,289.40
112	6-Nov-19	Khalid & Company Ltd	324,289.40
113	6-Nov-19	Ganuni Construction	423,089.40
114	6-Nov-19	Bura High Tech Const. Co	528,384.60
115	6-Nov-19	Bura High Tech Const. Co	611,232.00
116	6-Nov-19	Plan & Trend EA Ltd	661,436.60
117	6-Nov-19	Octagon Builders	727,503.00
118	6-Nov-19	Sivad Construction	1,306,750.00
119	6-Nov-19	Jyan Construction	1,889,908.30
120	6-Nov-19	Centurion Engineers	4,700,000.00
121	28-Nov-19	Salary Deductions	50.00
122	28-Nov-19	Salary Deductions	100.00
123	28-Nov-19	Salary Deductions	200.00
124	28-Nov-19	Salary Deductions	300.00
125	28-Nov-19	Centurion Engineers	6,775,726.60
126	24-Dec-19	Salary Deductions	300.00
127	24-Dec-19	Salary Deductions	50.00
128	24-Dec-19	Salary Deductions	100.00
129	24-Dec-19	Salary Deductions	200.00
130	27-Dec-19	Boon Contractors	65,713.20
131	14-Jan-20	PS State Dep.of Crop	30,137.00
132	28-Jan-20	Muga Electricals	50,744.00
133	28-Jan-20	Muga Electricals	51,422.10
134	28-Jan-20	Muga Electricals	51,592.10
135	28-Jan-20	Muga Electricals	52,457.70
136	28-Jan-20	Boon Contractors	101,749.00


137	28-Jan-20	Judson Contractors	109,280.00
138	28-Jan-20	Muga Electricals	119,078.30
139	28-Jan-20	Sasah Contractors	170,686.00
140	28-Jan-20	Sasah Contractors	186,026.00
141	28-Jan-20	Insta Pump Engineers	219,926.40
142	28-Jan-20	Octagon Builders	228,638.00
143	28-Jan-20	Nolands Engineering	257,785.50
144	28-Jan-20	Sasah Contractors	625,879.80
145	28-Jan-20	Attomic Electricals	736,973.25
146	28-Jan-20	Sivad Construction	1,649,999.30
147	28-Jan-20	Jyan Construction	1,801,173.35
148	28-Jan-20	Seven Fourteen Ltd	4,245,760.00
149	30-Jan-20	Centurion Engineers	2,400,000.00
150	31-Jan-20	Kerugoya Welfare	30.00
151	31-Jan-20	Fisheries Staff Homa Bay	80.00
152	31-Jan-20	SDS Welfare Association	180.00
153	6-Feb-20	Attomic Electricals	674,346.40
154	6-Feb-20	Saxon Investment	2,204,445.00
155	28-Feb-20	Kerugoya Welfare	30.00
156	28-Feb-20	Fisheries Staff Homa Bay	80.00
157	28-Feb-20	SDS Welfare Association	180.00
158	2-Mar-20	Salary Deductions	280.00
159	4-Mar-20	Khalid & co.	417,316.05
160	4-Mar-20	PS State Dep.of Crop	6,978,308.00
161	6-Mar-20	Blue Pacific	232,885.00
162	17-Mar-20	Bura Hightech Construction	408,057.80
163	17-Mar-20	National Treasury MSOP	379,850.00
164	25-Mar-20	Salary Deductions	280.00
165	25-Mar-20	Kerugoya Welfare	30.00
166	25-Mar-20	Fisheries Staff Homa Bay	80.00
167	25-Mar-20	SDS Welfare Association	180.00
168	1-Apr-20	Anthopi Mech. Eng. Services	236,991.15
169	1-Apr-20	Seven Fourteen Ltd	1,012,500.00
170	1-Apr-20	Sivad Construction Ltd	1,088,524.85
171	3-Apr-20	Centurion Engineers	2,319,273.40
172	23-Apr-20	Bura Hightech Construction	356,147.50
173	23-Apr-20	Ganuni Construction	522,598.10
174	7-May-20	Kerugoya Welfare	30.00
175	7-May-20	Fisheries Staff Homa Bay	80.00
176	7-May-20	SDS Welfare Association	180.00
177	12-May-20	Salary Deductions	280.00
178	29-May-20	Seven Fourteen Ltd	1,012,500.00
179	4-Jun-20	Salary Deductions	280.00
180	10-Jun-20	Kerugoya Welfare	50.00
181	10-Jun-20	Fisheries Staff Homa Bay	100.00
182	10-Jun-20	SDS Welfare Association	200.00
183	10-Jun-20	Salary Deductions	200.00

184	12-Jun-20	Kerugoya Welfare	30.00
185	12-Jun-20	Fisheries Staff Homa Bay	80.00
186	12-Jun-20	SDS Welfare Association	180.00
187	22-Jun-20	Kerugoya Welfare	30.00
188	22-Jun-20	Fisheries Staff Homa Bay	80.00
189	22-Jun-20	SDS Welfare Association	180.00
190	23-Jun-20	Octagon Builders	428,682.00
191	23-Jun-20	Plan & Trend EA Ltd	458,440.00
192	24-Jun-20	Judson Contractors Ltd	281,557.00
193	25-Jun-20	Elecroserve Ltd	24,976.00
194	25-Jun-20	Resco Construction	300,666.95
195	25-Jun-20	Dantax Enterprises Ltd	1,013,117.70
196	26-Jun-20	Salary Deductions	280.00
197	30-Jun-20	Muga Electrical Engineering	57,307.85
198	30-Jun-20	Nolands Engineering	144,057.10
199	30-Jun-20	Ganuni Construction	310,456.00
200	30-Jun-20	Judson Contractors	522,530.00
201	30-Jun-20	Tamam General Investment	627,955.50
202	30-Jun-20	Seven Fourteen Ltd	1,187,420.00
203	30-Jun-20	Muga Electrical Engineering	45,000.80
204	30-Jun-20	Muga Electrical Engineering	64,984.00
205	30-Jun-20	Muga Electrical Engineering	83,441.10
206	30-Jun-20	Muga Electrical Engineering	130,000.00
207	30-Jun-20	Sasah EGINEERING	130,000.00
208	30-Jun-20	Nolands Engineering	130,000.00
209	30-Jun-20	Tamam General Investment	325,434.50
210	30-Jun-20	Judson Contractors	360,000.00
211	30-Jun-20	Sivad Construction	1,203,591.20
212	30-Jun-20	Jyan Construction	3,622,779.70
213	30-Jun-20	Saxon Investment	4,259,995.00
214	30-Jun-20	Jyan Construction	6,547,000.00
		TOTAL	107,350,162.85

11258
11/9/2020

KENYA MARINE AND FISHERIES RESEARCH INSTITUTE

Telephone 020-8021560/1
020-2353904
Mobile: 0712003853
FAX: 020-2353226
E-mail: director@kmfri.co.ke
When replying please quote
Ref: no:
and date:
If calling or telephoning ask
For: CPA Abraham Kagwima
Please address your reply to:
The DIRECTOR



HEADQUARTERS
P.O. Box 81651
MOMBASA
KENYA

REF: KMF/CON/AD/53 VOL.XLVII/29

DATE: 8TH September 2020

The Principal Secretary

Ministry of Agriculture, Livestock, Fisheries and Cooperatives
State Department for Fisheries, Aquaculture and the Blue Economy
Kilimo House, Cathedral Road
P.O. Box 58187 – 00200
NAIROBI

1. Noted File
2. CFO/FYA follow up
(Signature)
10/9/2020

Dear Sir,

RE: CONFIRMATION OF RECEIPTS OF GRANTS TRANSFERRED FROM THE MINISTRY FOR FY 2019/2020

cc. PAC

Reference is made to the above subject.


This is to confirm that KMFRI received grants transferred from the Ministry's State Department for Fisheries, Aquaculture and the Blue Economy for the financial year 2019/2020 as shown below: -

Name of the Entity sending the grant	Month Received	Total grant income during the year 2019/2020
		Kshs.
Recurrent Grants		
S DFA & the Blue Economy	August	-
S DFA & the Blue Economy	October	212,500,000
S DFA & the Blue Economy	November	212,500,000
S DFA & the Blue Economy	February	212,500,000
S DFA & the Blue Economy	May	-
S DFA & the Blue Economy	June	70,833,333
S DFA & the Blue Economy	June	70,833,333

SDFA & the Blue Economy	June	136,800,000
Total		915,966,666
RV Mtafiti Grants		
SDFA & the Blue Economy	August	
SDFA & the Blue Economy	October	67,775,000
SDFA & the Blue Economy	November	67,775,000
SDFA & the Blue Economy	February	67,775,000
SDFA & the Blue Economy	May	-
SDFA & the Blue Economy	June	22,591,667
SDFA & the Blue Economy	June	22,591,667
Total		248,508,334
Total Grants from National Government		1,164,475,000

We thank the Ministry for its continued support to the institute.

Yours faithfully,



CPA Abraham Kagwima
FOR: DIRECTOR/CEO-KMFRI

REPUBLIC OF KENYA



MINISTRY OF AGRICULTURE, LIVESTOCK, FISHERIES AND COOPERATIVES
STATE DEPARTMENT FOR FISHERIES, AQUACULTURE AND THE BLUE ECONOMY
OFFICE OF THE PRINCIPAL SECRETARY



Email: psfisheries@kilimo.go.ke
Telephone: 2718870
Fax: 2713207
When replying please quote:

Kilimo House
Cathedral Road
P.O. Box 58187-00200
NAIROBI

REF:MOALFC/SDF/FIBES/1/26

11th September, 2020

Principal Secretary
Ministry of Agriculture, Livestock, Fisheries and Cooperatives
State Department for Fisheries, Aquaculture and Blue Economy
NAIROBI


RE: CONFIRMATION OF RECEIPTS OF GRANTS TRANSFERRED FROM THE MINISTRY FOR FY 2019/2020

Reference is made to the above named subject.


This is to confirm that KEMFSED received grants transferred from the Ministry's State Department for Fisheries, Aquaculture and the Blue Economy for the Financial Year 2019/2020 as shown below.

NAME OF THE ENTITY SENDING THE GRANT	MONTH RECEIVED	TOTAL GRANT INCOME DURING THE YEAR 2019/2020
SDFA & the Blue Economy	16/10/19	19,949,935.20
SDFA & the Blue Economy	03/12/19	30,000,000.00
SDFA & the Blue Economy	26/06/2020	15,326,819.95
TOTAL		65,276,755.15

We thank the Ministry for its continued support to the project.


Susan Imende, HSC
PRINCIPAL SECRETARY

cc. CFO

1. Noted/ File
2. ~~PAC~~
FYA 

11/10/2020



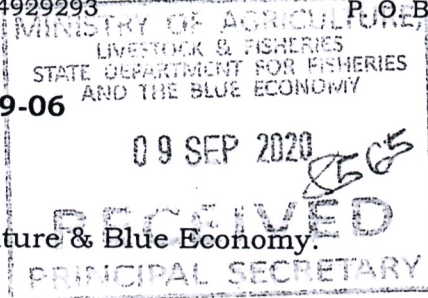
**MINISTRY OF AGRICULTURE, LIVESTOCK AND FISHERIES
STATE DEPARTMENT FOR FISHERIES, AQUACULTURE AND THE BLUE ECONOMY
AQUACULTURE BUSINESS DEVELOPMENT PROGRAMME**

Email: info@abdpcu.org
Telephone: +254(0)721490056/750484817/754929293
When replying please quote:

IFAD Building
Kamakwa Road (Opp. Nyeri Club)
P.O. Box 904, 10100, Nyeri

Ref: MOALF/SDFA&BE/RN/FUNDS/09-06

9th September, 2020



The Principal Secretary
State Department for Fisheries Aquaculture & Blue Economy
Kilimo House

Dear Sir,

RE: ACKNOWLEDGMENT OF FUNDS RECEIVED FOR AQUACULTURE BUSINESS DEVELOPMENT PROGRAMME

The Aquaculture Business Development Programme

S/No	Date Requested	Amount Requested	Funding	Amount Received	Date Received
1	09th October 2020	78,101,926	IFAD- Loan Revenue	78,101,926	20th December, 2020
2	18th November 2020	102,986,630	Gok	102,986,630	20th February, 2020
3	20th January 2020	78,101,926	IFAD - Loan Revenue	77,902,839.20	12th March 2020
4	20th January 2020	102,986,630	-	-	-
TOTAL		362,177,112		258,991,395.20	

Thank you

Sammy Macaria
Programme Coordinator - ABDP

1. noted / free

9/9/2020

*cc - CFO
WAC
Programme Coordinator*

91

6th July, 2020

BANKI
KUU YA
KENYA



CENTRAL
BANK OF
KENYA

Haile Selassie Avenue
P.O. Box 60000 - 00200 Nairobi, Kenya
Telephone: 2860000. Fax: 340192

CERTIFICATE OF BALANCES

Customer : STATE DEPT F FISH,AQUQ,BLUE
Balance 138670 ECON
Date: 30-Jun-20

Account No	Account Name	Currency	Balance
1000384077	REC-STATE DEPT FOR FISH AQU BL ECON	KES	28,530,812.15
1000384085	DEV-STATE DEPT FOR FISH AQU BL ECON	KES	26,282,590.60
1000384093	DEP-STATE DEPT FOR FISH AQU BL ECON	KES	90,955,936.55
1000384107	CBK 165-STATE DEPT FISH AQU BL ECO	KES	0
1000387254	REV-STATE DEPT F FISH,AQUQ,BLUE EC	KES	148,988.00
1000392142	STATE DEPT F FISH,AQUQ,BLUE ECON	KES	27,461,795.50

L. K. KIPSANAI
AUTHORISED SIGNATORY
BANKING SERVICES DIVISION

J. W. NASIEKU(MS)
AUTHORISED SIGNATORY
BANKING SERVICES DIVISION

REPUBLIC OF KENYA

Date 14/7/2020

Report of the Board of Survey on the Cash and Bank Balances of

STATE DEPARTMENT OF FISHERIES,
AQUACULTURE AND

THE BLUE ECONOMY – Deposit. A/c No. 1000384093

as at the close of

business on 30TH JUNE 2020

The Board, consisting of- (Names and Official titles)

MAURICE OKOTH - CHAIRMAN

JAMES KAGUNYA - MEMBER

AGNES BWIRE – MEMBER

Assembled at the office of

STATE DEPT OF FISHERIES, AQUACULTURE, & THE BLUE ECONOMY - CASH
OFFICE - MAJI HOUSE

at 10.00 am (time) on the

14/7/2020

Notes	(Shs.	NIL
Silver	Shs.	NIL
copper	Shs.	NIL
Cheques (as per details on reverse)	Shs.	

It was observed that cheques amounting to

Shs.

had been on hand for more than 14 days prior to the date of the survey.

The cash consists of East African currency and does not contain any demonetized coin or notes

The Cash Book reflected the following balances as at the close of business on the

Cash on hand	(Shs.	NIL
Bank balance	Shs.	106,687,487.30

The Bank Certificate of Balance showed a sum of Shs. Ninety million nine hundred fifty five


Thousand	nine	cts	(shs. 90,955,936	55
hundred and thirty six				cts

Standing to the credit of the account on 30TH JUNE 2020

The difference between this figure and the Bank Balance as shown by the Cash Book is accounted for in the Bank Reconciliation Statement (F.O. 30) attached.


 Chairman

Date 14/7/2020


 James Kagunya- Member
 Agnes Bwire-Member
 Members of the Board

REPUBLIC OF KENYA

Date 14/7/2020

STATE DEPARTMENT OF FISHERIES

AQUACULTURE AND

Report of the Board of Survey on the Cash and Bank Balances of

THE BLUE ECONOMY – Development. A/c No. 1000 19-085

as at the close of

business on **30TH JUNE 2020**

The Board, consisting of- (Names and Official titles)

MAURICE OKOTH - CHAIRMAN**JAMES KAGUNYA - MEMBER****AGNES BWIRE – MEMBER**

Assembled at the office of

**STATE DEPT OF FISHERIES, AQUACULTURE, & THE BLUE ECONOMY - CASH
OFFICE - MAJI HOUSE**at **10.00 am** (time) on the **14/7/2020**

Notes	(Shs.	NIL
Silver	Shs.	NIL
copper	Shs.	NIL
Cheques (as per details on reverse)	Shs.	

It was observed that cheques amounting to **Shs. -NIL** cts **-**

had been on hand for more than 14 days prior to the date of the survey.


The cash consists of East African currency and does not contain any demonetized coin or notes

The Cash Book reflected the following balances as at the close of business on the

Cash on hand	(Shs.	NIL
Bank balance	Shs.	23,303,466.75

The Bank Certificate of Balance showed a sum **Shs. Twenty six million, two hundred eighty two****Thousand five cts Sixty (shs. 26,282,590 60
hundred and ninety cts**Standing to the credit of the account on **30TH JUNE 2020**

The difference between this figure and the Bank Balance as shown by the Cash Book is accounted for in the Bank Reconciliation Statement (F.O. 30) attached.


ChairmanDate **14/7/2020**
**James Kagunya- Member
Agnes Bwire-Member
Members of the Board**

REPUBLIC OF KENYA

Date 14/7/2020

Report of the Board of Survey on the Cash and Bank Balance of

STATE DEPARTMENT OF FISHERIES
AQUACULTURE & THE BLUE ECONOMY

THE BLUE ECONOMY – Recurrent. A/c No. 1000384077

as at the close of

business on **30TH JUNE 2020**

The Board, consisting of- (Names and Official titles)

MAURICE OKOTH - CHAIRMAN

JAMES KAGUNYA - MEMBER

AGNES BWIRE – MEMBER

Assembled at the office of **STATE DEPT OF FISHERIES, AQUACULTURE, & THE BLUE ECONOMY - CASH OFFICE - MAJI HOUSE**

at **10.00 am** (time) on the **14/7/2020**

Notes	(Shs.	23,150.00
Silver	Shs.	.80
copper	Shs.	10.00
Cheques (as per details on reverse)	Shs.	NIL

It was observed that cheques amounting to **Shs. NIL** cts **-NIL**

had been on hand for more than 14 days prior to the date of the survey.

The cash consists of East African currency and does not contain any demonetized coin or notes

The Cash Book reflected the following balances as at the close of business on the

Cash on hand	(Shs.	23,160.80
Bank balance	Shs.	911,093.60


The Bank Certificate of Balance showed a sum of **Shs. Twenty eight million, five hundred thirty Thousand eight cts Fifteen hundred and twelve** (shs. 28,530,812 **15** cts

Standing to the credit of the account on **30TH JUNE 2020**

The difference between this figure and the Bank Balance as shown by the Cash Book is accounted for in the Bank Reconciliation Statement (F.O. 30) attached.


Chairman

Date **14/7/2020**


James Kagunya- Member
Agnes Bwire-Member
Members of the Board




REPUBLIC OF KENYA
STATE DEPARTMENT FOR FISHERIES
BANK RECONCILIATION STATEMENT
RECURRENT A/C 2019/2020 FINANCIAL YEAR

AS AT 30TH JUNE 2020 STATION R.1166

Balance as per Bank Certificate	28,530,812.15
LESS: - Payments in cash Book not yet recorded in Bank Statement	(258,703,462.07)
LESS: - Receipts in Bank statement not yet recorded in Cashbook	(258,703,462.07)
ADD: - Payments in Bank statement not yet recorded in Cashbook	513,746.50
ADD: - Receipts in cash Book not yet recorded in Bank Statement	230,569,997.00
	231,083,743.50
Cashbook Balance	911,093.58

I certify that I have verified the Bank Balance in the Cashbook with the Bank statement and that the above Reconciliation is correct.


HENRY O. ONDARA
Principal Accounts Controller

DATE.....15/07/2020.....

REPUBLIC OF KENYA- STATE DEPARTMENT OF FISHERIES			
RECURRENT ACCOUNT.			
2019/2020 FINANCIAL YEAR RECCURENT ACCOUNT			
ACCOUNT :REC-1166 A/C 1000384077			
APPENDIX I			
PAYMENTS IN CASHBOOK NOT IN BANK STATEMENT AS AT 30TH JUNE 2020			
DATE	VOUCHER No.	PARTICULARS	AMOUNT(KSH)
21/08/2019	:002/A	O/c	0.80
21/08/2019		total undercast	(0.10)
16/9/2019	:0072	Jane Kinya- Undercast	(0.10)
29/11/2019	:356	Kenya County Government	500.00
31/12/2019	:443	Crystal valuer- overcast	0.40
29/11/2019	:356	KCB: Undercast	(360.00)
9/1/2020	:459	Sheila Otiato	18,000.00
9/1/2020	:459	Henry Mwenda	18,000.00
17/1/2020	:514	Nairobi Water Company- overcast	0.02
17/1/2020	:515	tax	9,000.00
27-02-2020		James Githiha o/c	(480.00)
2/3/2020	:656	Accounting Officer	104,643.10
4/3/2020	:709	Peter Kamau(overcast)	600.00
23/3/2020	:773	Accounting Officer	96,642.70
26-03-2020	773	U/C Provincial fisheries staff wel.	(360.00)
	784	Babs Security o/c	1.00
8/5/2020	789	Accounting Officer	225,220.80
15-06-2020	822	Accounting Officer	218,451.30
	842	NHIF	1,700.00
17-06-2020	845	Hanna Nyokabi	98,000.00
23-06-2020	879	Accounting Officer	95,891.35
30-06-2020	1005	u/c	(20.00)
1-Jul-20	FT20183FF7RR	Outward RTGS Payment MT 102	4,000.00
		6351	
		STATE DEPT F FISH,AQUQ,BLUE ECON:CBK	
		SUSAN WAIRIMU IMENDE	
		/REC/0000006351	
		3066	
1-Jul-20	FT20183Z2WNQ	Outward RTGS Payment MT 102	4,000.00
		6350	
		STATE DEPT F FISH,AQUQ,BLUE ECON:CBK	
		MICHENI JAPHET NTIBA	
		/REC/0000006350	
		3066	
1-Jul-20	FT20183LWL74	Outward RTGS Payment MT 102	4,000.00
		6352	
		STATE DEPT F FISH,AQUQ,BLUE ECON:CBK	
		FARRAH MOHAMED KASSIM	
		/REC/0000006352	
		3066	
1-Jul-20	FT20183BZJK7	TRFS Payments	4,500.00
		6456	
		2823/2	
1-Jul-20	FT20183FF5JK	TRFS Payments	4,500.00
		6452	
		2823/7	
1-Jul-20	FT201832H6J0	TRFS Payments	4,500.00
		6453	
		2823/8	

1-Jul-20	FT20183FPK1D	TRFS Payments		4,500.00
			6442	
		2857/1		
1-Jul-20	FT20183KVP93	TRFS Payments		4,500.00
			6420	
		2857/4		
1-Jul-20	FT201835D19G	TRFS Payments		4,500.00
			6419	
		2857/3		
1-Jul-20	FT20183VCPL2	TRFS Payments		4,500.00
			6409	
		2857/8		
1-Jul-20	FT20183D6W21	TRFS Payments		4,500.00
			6418	
		2857/7		
1-Jul-20	FT20183FFV8L	TRFS Payments		4,500.00
			6421	
		2857/2		
1-Jul-20	FT20183LZ5N4	TRFS Payments		4,500.00
			6416	
		2857/5		
1-Jul-20	FT20183WZSD4	TRFS Payments		4,500.00
			6417	
		2857/6		
1-Jul-20	FT20183NV6Y9	TRFS Payments		9,000.00
			6455	
		2823/1		
1-Jul-20	FT201838Q2BW	TRFS Payments		9,000.00
			6450	
		2823/5		
1-Jul-20	FT20183KPCN4	TRFS Payments		9,000.00
			6451	
		2823/6		
1-Jul-20	FT201838W057	TRFS Payments		9,000.00
			6457	
		2823/3		
1-Jul-20	FT201839SFL7	TRFS Payments		9,000.00
			6449	
		2823/4		
1-Jul-20	FT201831M0S4	Outward RTGS Payment MT 102		10,000.00
			6355	
		STATE DEPT F FISH,AQUQ,BLUE ECON:CBK		
		GEOFFREY OMBUI MAINDI		
		/REC/0000006355		
			3123	
1-Jul-20	FT20183QD36Z	Outward RTGS Payment MT 102		15,000.00
			6353	
		STATE DEPT F FISH,AQUQ,BLUE ECON:CBK		
		TERESIA WANGARI MUCHUI		
		/REC/0000006353		
			3170	
1-Jul-20	FT20183WC39G	Outward RTGS Payment MT 102		20,000.00
			6365	
		STATE DEPT F FISH,AQUQ,BLUE ECON:CBK		
		EPHRAIM MAINA WAIRANGU		
		/REC/0000006365		
			2949	

1-Jul-20	FT201834VQH5	Outward RTGS Payment MT 102	20,000.00
		6364	
		STATE DEPT F FISH,AQUQ,BLUE ECON:CBK	
		SALOME KANYI MBUGUA	
		/REC/0000006364	
		2949/1	
1-Jul-20	FT20183MYROC	Outward RTGS Payment MT 102	20,000.00
		6370	
		STATE DEPT F FISH,AQUQ,BLUE ECON:CBK	
		SIMON MACHARIA	
		/REC/0000006370	
		2949	
1-Jul-20	FT20183WL0SM	Outward RTGS Payment MT 102	20,000.00
		6366	
		STATE DEPT F FISH,AQUQ,BLUE ECON:CBK	
		SHADRACK KIMWELE KIMEU	
		/REC/0000006366	
		2949	
1-Jul-20	FT20183JW4X8	Outward RTGS Payment MT 102	20,000.00
		6371	
		STATE DEPT F FISH,AQUQ,BLUE ECON:CBK	
		LUCY AYUGI OBUNGU	
		/REC/0000006371	
		2949	
1-Jul-20	FT20183FJ2Z6	Outward RTGS Payment MT 102	21,000.00
		6329	
		STATE DEPT F FISH,AQUQ,BLUE ECON:CBK	
		MARGARET NJOKI GATUGUTA,	
		/REC/0000006329	
		1046-	
1-Jul-20	FT20183KFY26	Outward RTGS Payment MT 102	21,000.00
		6390	
		STATE DEPT F FISH,AQUQ,BLUE ECON:CBK	
		OMARI IDD BOGA	
		/REC/0000006390	
		2856	
1-Jul-20	FT20183CLKJN	Outward RTGS Payment MT 102	21,000.00
		6391	
		STATE DEPT F FISH,AQUQ,BLUE ECON:CBK	
		GEORGE ONYANGO OCHIRI	
		/REC/0000006391	
		2856	
1-Jul-20	FT20183LH02R	Outward RTGS Payment MT 102	30,000.00
		6368	
		STATE DEPT F FISH,AQUQ,BLUE ECON:CBK	
		JOSECK OLUCHIRI ODUYA,	
		/REC/0000006368	
		2949	
1-Jul-20	FT20183MQDXS	Outward RTGS Payment MT 102	30,000.00
		6373	
		STATE DEPT F FISH,AQUQ,BLUE ECON:CBK	
		SALOME KANYI MBUGUA	
		/REC/0000006373	
		2949	
1-Jul-20	FT20183GV6R6	Outward RTGS Payment MT 102	30,000.00
		6367	
		STATE DEPT F FISH,AQUQ,BLUE ECON:CBK	

		SHADRACK KAMAU MACHUA	
		/REC/0000006367	
		2949	
1-Jul-20	FT20183WW4KQ	Outward RTGS Payment MT 102	30,000.00
		6354	
		STATE DEPT F FISH,AQUQ,BLUE ECON:CBK	
		ROSE KAVEKI KONDI	
		/REC/0000006354	
		3151	
1-Jul-20	FT2018393M7B	Outward RTGS Payment MT 102	30,000.00
		6375	
		STATE DEPT F FISH,AQUQ,BLUE ECON:CBK	
		HENRY HUDSON OBANYI ONDARA	
		/REC/0000006375	
		2937/1	
1-Jul-20	FT201837GG6H	Outward RTGS Payment MT 102	30,000.00
		6374	
		STATE DEPT F FISH,AQUQ,BLUE ECON:CBK	
		DANIEL NDUNGU MUNGAI	
		/REC/0000006374	
		2949	
1-Jul-20	FT20183PBG30	Outward RTGS Payment MT 102	30,000.00
		6372	
		STATE DEPT F FISH,AQUQ,BLUE ECON:CBK	
		POLINE MUKWANJAGI NYAGA	
		/REC/0000006372	
		2949	
1-Jul-20	FT20183840V3	Outward RTGS Payment MT 102	30,000.00
		6369	
		STATE DEPT F FISH,AQUQ,BLUE ECON:CBK	
		ISAAC BARASA WAFULA	
		/REC/0000006369	
		2949	
1-Jul-20	FT20183BV23C	Outward RTGS Payment MT 102	31,500.00
		6377	
		STATE DEPT F FISH,AQUQ,BLUE ECON:CBK	
		FRANCIS MATHINA MUTIE	
		/REC/0000006377	
		2856	
1-Jul-20	FT20183DKH7T	Outward RTGS Payment MT 102	31,500.00
		6387	
		STATE DEPT F FISH,AQUQ,BLUE ECON:CBK	
		DANIEL NDUNGU MUNGAI	
		/REC/0000006387	
		2856	
1-Jul-20	FT20183S1LMW	Outward RTGS Payment MT 102	31,500.00
		6389	
		STATE DEPT F FISH,AQUQ,BLUE ECON:CBK	
		PATRICK ZACHARY KEIGE MWANGI	
		/REC/0000006389	
		2856	
1-Jul-20	FT20183XC04N	Outward RTGS Payment MT 102	34,900.00
		6403	
		STATE DEPT F FISH,AQUQ,BLUE ECON:CBK	
		AIRWAYS TOURS AND TRAVEL LIMITED	
		/REC/0000006403	
		3046	

1-Jul-20	FT201839W53Q	Outward RTGS Payment MT 102	35,000.00
		6343	
		STATE DEPT F FISH,AQUQ,BLUE ECON:CBK	
		JEMIMA WANJIKU MBUI	
		/REC/0000006343	
		1046-	
1-Jul-20	FT20183RDNM9	Outward RTGS Payment MT 102	35,000.00
		6318	
		STATE DEPT F FISH,AQUQ,BLUE ECON:CBK	
		STELLAH KARIMI KAREE	
		/REC/0000006318	
		1046-	
1-Jul-20	FT20183HSLFH	Outward RTGS Payment MT 102	35,000.00
		6317	
		STATE DEPT F FISH,AQUQ,BLUE ECON:CBK	
		RACHEL UNDUSU ASEYO	
		/REC/0000006317	
		1046-	
1-Jul-20	FT20183HWMK7	Outward RTGS Payment MT 102	35,500.00
		6357	
		STATE DEPT F FISH,AQUQ,BLUE ECON:CBK	
		ATTIC TOURS AND TRAVEL LIMITED	
		/REC/0000006357	
		3040/1	
1-Jul-20	FT20183GD22C	Outward RTGS Payment MT 102	38,790.00
		6361	
		STATE DEPT F FISH,AQUQ,BLUE ECON:CBK	
		ZIPJOE AGENCIES	
		/REC/0000006361	
		3031/1	
1-Jul-20	FT20183H8H93	Outward RTGS Payment MT 102	38,790.00
		6360	
		STATE DEPT F FISH,AQUQ,BLUE ECON:CBK	
		ZIPJOE AGENCIES	
		/REC/0000006360	
		3023/2	
1-Jul-20	FT20183HNXT6	Outward RTGS Payment MT 102	42,950.00
		6362	
		STATE DEPT F FISH,AQUQ,BLUE ECON:CBK	
		ZIPJOE AGENCIES	
		/REC/0000006362	
		3037	
1-Jul-20	FT20183PVSFH	Outward RTGS Payment MT 102	49,068.85
		6358	
		STATE DEPT F FISH,AQUQ,BLUE ECON:CBK	
		CROWN MOTORS GROUP LIMITED	
		/REC/0000006358	
		3050	
1-Jul-20	FT20183DKFW6	Outward RTGS Payment MT 102	56,837.00
		6301	
		STATE DEPT F FISH,AQUQ,BLUE ECON:CBK	
		TOYOTA KENYA LIMITED	
		/REC/0000006301	
		3163	
1-Jul-20	FT201835X00K	Outward RTGS Payment MT 102	63,000.00
		6359	
		STATE DEPT F FISH,AQUQ,BLUE ECON:CBK	

		AIRWAYS TOURS AND TRAVEL LIMITED	
		/REC/0000006359	
		3028	
1-Jul-20	FT201834T8H6	Outward RTGS Payment MT 102	70,000.00
		6323	
		STATE DEPT F FISH,AQUQ,BLUE ECON:CBK	
		HENRY HUDSON OBANYI ONDARA	
		/REC/0000006323	
		1046-	
1-Jul-20	FT20183LTK57	Outward RTGS Payment MT 102	70,000.00
		6328	
		STATE DEPT F FISH,AQUQ,BLUE ECON:CBK	
		AGATHA NJERI KAWERU,	
		/REC/0000006328	
		1046-	
1-Jul-20	FT201839HM7N	Outward RTGS Payment MT 102	70,000.00
		6335	
		STATE DEPT F FISH,AQUQ,BLUE ECON:CBK	
		SARA OJWANG YAMO	
		/REC/0000006335	
		1046-	
1-Jul-20	FT201835HRNZ	Outward RTGS Payment MT 102	70,000.00
		6344	
		STATE DEPT F FISH,AQUQ,BLUE ECON:CBK	
		CHEPNGENO ANYESI SOI	
		/REC/0000006344	
		1046-	
1-Jul-20	FT20183MZSV5	Outward RTGS Payment MT 102	70,000.00
		6319	
		STATE DEPT F FISH,AQUQ,BLUE ECON:CBK	
		SEPHONE OMBACHI NYAOMA	
		/REC/0000006319	
		1046-	
1-Jul-20	FT20183SLNNTL	Outward RTGS Payment MT 102	70,000.00
		6340	
		STATE DEPT F FISH,AQUQ,BLUE ECON:CBK	
		HARUN RASHID KHATOR	
		/REC/0000006340	
		1046-	
1-Jul-20	FT20183SP67R	Outward RTGS Payment MT 102	91,792.00
		6348	
		STATE DEPT F FISH,AQUQ,BLUE ECON:CBK	
		BENEDICT KYALO KIILU	
		/REC/0000006348	
		2912/1	
1-Jul-20	FT20183QG9QW	Outward RTGS Payment MT 102	100,000.00
		6402	
		STATE DEPT F FISH,AQUQ,BLUE ECON:CBK	
		NGOSI MUTHOKA NICHOLAS	
		/REC/0000006402	
		3049	
1-Jul-20	FT20183X814K	Outward RTGS Payment MT 102	113,000.00
		6297	
		STATE DEPT F FISH,AQUQ,BLUE ECON:CBK	
		R H DEVANI LIMITED	
		/REC/0000006297	
		3001	

1-Jul-20	FT201830C00N	Outward RTGS Payment MT 102	115,503.75
		6300	
		STATE DEPT F FISH,AQUQ,BLUE ECON:CBK	
		CROWN MOTORS GROUP LIMITED	
		/REC/0000006300	
		3051/1	
1-Jul-20	FT201835FHYP	Outward RTGS Payment MT 102	140,000.00
		6326	
		STATE DEPT F FISH,AQUQ,BLUE ECON:CBK	
		STANLEY NDEGE CHAI	
		/REC/0000006326	
		1046-	
1-Jul-20	FT20183B7R7J	Outward RTGS Payment MT 102	140,000.00
		6334	
		STATE DEPT F FISH,AQUQ,BLUE ECON:CBK	
		ABDALLAH MOHAMED HATIMY	
		/REC/0000006334	
		1046-	
1-Jul-20	FT201830FTNW	Outward RTGS Payment MT 102	140,000.00
		6337	
		STATE DEPT F FISH,AQUQ,BLUE ECON:CBK	
		BETTY MINDRAA NYONJE	
		/REC/0000006337	
		1046-	
1-Jul-20	FT20183D4P6R	Outward RTGS Payment MT 102	150,000.00
		6292	
		STATE DEPT F FISH,AQUQ,BLUE ECON:CBK	
		JOEL MUTISO NZYOKA	
		/REC/0000006292	
		3002	
1-Jul-20	FT20183BK7G7	Outward RTGS Payment MT 102	175,000.00
		6324	
		STATE DEPT F FISH,AQUQ,BLUE ECON:CBK	
		ERIC MAGOLO ALIGULA	
		/REC/0000006324	
		1046-	
1-Jul-20	FT201831MQ08	Outward RTGS Payment MT 102	175,000.00
		6332	
		STATE DEPT F FISH,AQUQ,BLUE ECON:CBK	
		NANCY WAKARIMA KARIGITHU	
		/REC/0000006332	
		1046-	
1-Jul-20	FT20183N8X97	Outward RTGS Payment MT 102	175,000.00
		6325	
		STATE DEPT F FISH,AQUQ,BLUE ECON:CBK	
		JUSTER NKIROTE NKOROI	
		/REC/0000006325	
		1046-	
1-Jul-20	FT20183W58L5	Outward RTGS Payment MT 102	175,000.00
		6322	
		STATE DEPT F FISH,AQUQ,BLUE ECON:CBK	
		MICHENI JAPHET NTIBA	
		/REC/0000006322	
		1046-	
1-Jul-20	FT20183DT1P8	Outward RTGS Payment MT 102	175,000.00
		6330	
		STATE DEPT F FISH,AQUQ,BLUE ECON:CBK	

		SAMUEL MBUU MACHARIA	
		/REC/0000006330	
		1046-	
1-Jul-20	FT20183NSJ2M	Outward RTGS Payment MT 102	175,000.00
		6327	
		STATE DEPT F FISH,AQUQ,BLUE ECON:CBK	
		KENNEDY NYABUTI OGETO	
		/REC/0000006327	
		1046-	
1-Jul-20	FT20183PTKLX	Outward RTGS Payment MT 102	175,000.00
		6333	
		STATE DEPT F FISH,AQUQ,BLUE ECON:CBK	
		RUTH WANJIKU KAGIA	
		/REC/0000006333	
		1046-	
1-Jul-20	FT20183GG39P	Outward RTGS Payment MT 102	175,000.00
		6320	
		STATE DEPT F FISH,AQUQ,BLUE ECON:CBK	
		ESTHER JEPKEMBOI KOIMETT	
		/REC/0000006320	
		1046-	
1-Jul-20	FT201831ZSH6	Outward RTGS Payment MT 102	180,000.00
		6378	
		STATE DEPT F FISH,AQUQ,BLUE ECON:CBK	
		JOEL MUTISO NZYOKA	
		/REC/0000006378	
		2902/1	
1-Jul-20	FT201835BKKW	Outward RTGS Payment MT 102	210,000.00
		6338	
		STATE DEPT F FISH,AQUQ,BLUE ECON:CBK	
		SAMSON JEFWA MWATHETHE	
		/REC/0000006338	
		1046-	
1-Jul-20	FT20183T1C5W	Outward RTGS Payment MT 102	292,909.00
		6295	
		STATE DEPT F FISH,AQUQ,BLUE ECON:CBK	
		TOYOTA KENYA LIMITED	
		/REC/0000006295	
		3052	
1-Jul-20	FT2018393X7B	Outward RTGS Payment MT 102	321,614.00
		6296	
		STATE DEPT F FISH,AQUQ,BLUE ECON:CBK	
		TOYOTA KENYA LIMITED	
		/REC/0000006296	
		3053	
1-Jul-20	FT20183VW4YH	Outward RTGS Payment MT 102	341,055.00
		6289	
		STATE DEPT F FISH,AQUQ,BLUE ECON:CBK	
		NATIONAL OIL CORPORATION OF KENYA	
		/REC/0000006289	
		2993	
1-Jul-20	FT201836VBQH	Outward RTGS Payment MT 102	351,054.00
		6290	
		STATE DEPT F FISH,AQUQ,BLUE ECON:CBK	
		NATIONAL OIL CORPORATION OF KENYA	
		/REC/0000006290	
		2996	

1-Jul-20	FT20183N70YZ	Outward RTGS Payment MT 102	362,680.00
		6347	
		STATE DEPT F FISH,AQUQ,BLUE ECON:CBK	
		JOSEPHINE OOMA	
		/REC/0000006347	
		3014	
1-Jul-20	FT201837JS9J	Outward RTGS Payment MT 102	460,475.85
		6356	
		STATE DEPT F FISH,AQUQ,BLUE ECON:CBK	
		GENEX CLEANING SERVICES	
		/REC/0000006356	
		3083/1	
1-Jul-20	FT20183MRYVV	Outward RTGS Payment MT 102	500,000.00
		6291	
		STATE DEPT F FISH,AQUQ,BLUE ECON:CBK	
		ALBERT MAINA MWANGI	
		/REC/0000006291	
		2988	
1-Jul-20	FT20183Y8Q75	Outward RTGS Payment MT 102	550,439.50
		6298	
		STATE DEPT F FISH,AQUQ,BLUE ECON:CBK	
		R H DEVANI LIMITED	
		/REC/0000006298	
		2799/1	
1-Jul-20	FT2018313T91	Outward RTGS Payment MT 102	572,223.00
		6346	
		STATE DEPT F FISH,AQUQ,BLUE ECON:CBK	
		KENYA FOREST SERVICE	
		/REC/0000006346	
		2911	
1-Jul-20	FT20183546NW	Outward RTGS Payment MT 102	577,830.80
		6293	
		STATE DEPT F FISH,AQUQ,BLUE ECON:CBK	
		MFI DOCUMENT SOLUTIONS LIMITED	
		/REC/0000006293	
		2960/1	
1-Jul-20	FT201831JQH9	Outward RTGS Payment MT 102	590,370.00
		6349	
		STATE DEPT F FISH,AQUQ,BLUE ECON:CBK	
		R H DEVANI LIMITED	
		/REC/0000006349	
		3016/1	
1-Jul-20	FT20183GSG4B	Outward RTGS Payment MT 102	741,572.00
		6299	
		STATE DEPT F FISH,AQUQ,BLUE ECON:CBK	
		CMC MOTORS GROUP LIMITED	
		/REC/0000006299	
		3189	
1-Jul-20	FT20183CD94T	Outward RTGS Payment MT 102	820,809.00
		6294	
		STATE DEPT F FISH,AQUQ,BLUE ECON:CBK	
		NATIONAL OIL CORPORATION OF KENYA	
		/REC/0000006294	
		2994	
2-Jul-20	FT201845NB41	Outward RTGS Payment MT 102	10,000.00
		6458	
		STATE DEPT F FISH,AQUQ,BLUE ECON:CBK	

		MERCY NJERI GOCHO	
		/REC/0000006458	
		2118	
2-Jul-20	FT20184K8RV2	Outward RTGS Payment MT 102	10,500.00
		6412	
		STATE DEPT F FISH,AQUQ,BLUE ECON:CBK	
		PATRICK ZACHARY KEIGE MWANGI	
		/REC/0000006412	
		2857	
2-Jul-20	FT2018471XWC	Outward RTGS Payment MT 102	10,500.00
		6413	
		STATE DEPT F FISH,AQUQ,BLUE ECON:CBK	
		OMARI IDD BOGA	
		/REC/0000006413	
		2857	
2-Jul-20	FT20184358GS	Outward RTGS Payment MT 102	10,500.00
		6445	
		STATE DEPT F FISH,AQUQ,BLUE ECON:CBK	
		FRANCIS MATHINA MUTIE	
		/REC/0000006445	
		2823	
2-Jul-20	FT20184FD0KT	Outward RTGS Payment MT 102	10,500.00
		6439	
		STATE DEPT F FISH,AQUQ,BLUE ECON:CBK	
		FRANCIS MATHINA MUTIE	
		/REC/0000006439	
		2857	
2-Jul-20	FT20184FYH0M	Outward RTGS Payment MT 102	10,500.00
		6410	
		STATE DEPT F FISH,AQUQ,BLUE ECON:CBK	
		SAMUEL GONZI RAI	
		/REC/0000006410	
		2857	
2-Jul-20	FT2018432FKW	Outward RTGS Payment MT 102	10,500.00
		6415	
		STATE DEPT F FISH,AQUQ,BLUE ECON:CBK	
		GEORGE ONYANGO OCHIRI	
		/REC/0000006415	
		2857	
2-Jul-20	FT20184WKPQS	Outward RTGS Payment MT 102	10,500.00
		6437	
		STATE DEPT F FISH,AQUQ,BLUE ECON:CBK	
		SAMUEL GONZI RAI	
		/REC/0000006437	
		2856	
2-Jul-20	FT20184JZ6S7	Outward RTGS Payment MT 102	10,500.00
		6448	
		STATE DEPT F FISH,AQUQ,BLUE ECON:CBK	
		JESSICA MUTHONI GAKINYA	
		/REC/0000006448	
		2823	
2-Jul-20	FT20184QRNRV	Outward RTGS Payment MT 102	10,500.00
		6422	
		STATE DEPT F FISH,AQUQ,BLUE ECON:CBK	
		DANIEL NDUNGU MUNGAI	
		/REC/0000006422	
		2857	

2-Jul-20	FT20184TZD41	Outward RTGS Payment MT 102	10,500.00
		6414	
		STATE DEPT F FISH,AQUQ,BLUE ECON:CBK	
		JESSICA MUTHONI GAKINYA	
		/REC/0000006414	
		2857	
2-Jul-20	FT20184DWTWM	Outward RTGS Payment MT 102	10,500.00
		6411	
		STATE DEPT F FISH,AQUQ,BLUE ECON:CBK	
		JUDE MUTUKU MATHOOKO	
		/REC/0000006411	
		2857	
2-Jul-20	FT20184W3FRM	Outward RTGS Payment MT 102	10,500.00
		6443	
		STATE DEPT F FISH,AQUQ,BLUE ECON:CBK	
		SUSAN WAIRIMU IMENDE	
		/REC/0000006443	
		2823	
2-Jul-20	FT20184H7WGB	Outward RTGS Payment MT 102	20,000.00
		6407	
		STATE DEPT F FISH,AQUQ,BLUE ECON:CBK	
		EDITH LIHAVI MUSANYI	
		/REC/0000006407	
		3171	
2-Jul-20	FT20184LV26N	Outward RTGS Payment MT 102	20,200.00
		6430	
		STATE DEPT F FISH,AQUQ,BLUE ECON:CBK	
		AIRWAYS TOURS AND TRAVEL LIMITED	
		/REC/0000006430	
		3029/2	
2-Jul-20	FT20184S797M	Outward RTGS Payment MT 102	20,550.00
		6425	
		STATE DEPT F FISH,AQUQ,BLUE ECON:CBK	
		ATTIC TOURS AND TRAVEL LIMITED	
		/REC/0000006425	
		3250	
2-Jul-20	FT20184WZVTT	Outward RTGS Payment MT 102	21,000.00
		6446	
		STATE DEPT F FISH,AQUQ,BLUE ECON:CBK	
		PATRICK ZACHARY KEIGE MWANGI	
		/REC/0000006446	
		2823	
2-Jul-20	FT20184TD7T8	Outward RTGS Payment MT 102	21,000.00
		6447	
		STATE DEPT F FISH,AQUQ,BLUE ECON:CBK	
		OMARI IDD BOGA	
		/REC/0000006447	
		2823	
2-Jul-20	FT20184TPLCW	Outward RTGS Payment MT 102	21,000.00
		6454	
		STATE DEPT F FISH,AQUQ,BLUE ECON:CBK	
		DANIEL NDUNGU MUNGAI	
		/REC/0000006454	
		2823	
2-Jul-20	FT201845TCJ5	Outward RTGS Payment MT 102	21,000.00
		6444	
		STATE DEPT F FISH,AQUQ,BLUE ECON:CBK	

		JUDE MUTUKU MATHOOKO	
		/REC/0000006444	
		2823	
2-Jul-20	FT201845G65Q	Outward RTGS Payment MT 102	21,000.00
		6438	
		STATE DEPT F FISH,AQUQ,BLUE ECON:CBK	
		JUDE MUTUKU MATHOOKO	
		/REC/0000006438	
		2856	
2-Jul-20	FT201846S4NH	Outward RTGS Payment MT 102	27,350.00
		6460	
		STATE DEPT F FISH,AQUQ,BLUE ECON:CBK	
		ATTIC TOURS AND TRAVEL LIMITED	
		/REC/0000006460	
		2817	
2-Jul-20	FT20184BFMJV	Outward RTGS Payment MT 102	31,500.00
		6441	
		STATE DEPT F FISH,AQUQ,BLUE ECON:CBK	
		JESSICA MUTHONI GAKINYA	
		/REC/0000006441	
		2856	
2-Jul-20	FT201843BVGS	Outward RTGS Payment MT 102	38,500.00
		6426	
		STATE DEPT F FISH,AQUQ,BLUE ECON:CBK	
		ATTIC TOURS AND TRAVEL LIMITED	
		/REC/0000006426	
		3256/1	
2-Jul-20	FT20184Z4LN4	Outward RTGS Payment MT 102	38,600.00
		6459	
		STATE DEPT F FISH,AQUQ,BLUE ECON:CBK	
		ATTIC TOURS AND TRAVEL LIMITED	
		/REC/0000006459	
		2816	
2-Jul-20	FT20184JMDS8	Outward RTGS Payment MT 102	49,000.00
		6406	
		STATE DEPT F FISH,AQUQ,BLUE ECON:CBK	
		ARON MUTISYA MUTHENGI	
		/REC/0000006406	
		3239	
2-Jul-20	FT20184WG8PN	Outward RTGS Payment MT 102	57,650.00
		6423	
		STATE DEPT F FISH,AQUQ,BLUE ECON:CBK	
		ATTIC TOURS AND TRAVEL LIMITED	
		/REC/0000006423	
		3175	
2-Jul-20	FT201840TL37	Outward RTGS Payment MT 102	60,000.00
		6400	
		STATE DEPT F FISH,AQUQ,BLUE ECON:CBK	
		JOSECK OLUCHIRI ODUYA,	
		/REC/0000006400	
		3076	
2-Jul-20	FT20184RYX3X	Outward RTGS Payment MT 102	60,000.00
		6397	
		STATE DEPT F FISH,AQUQ,BLUE ECON:CBK	
		GEOFFREY MWANGI KIRUTHI	
		/REC/0000006397	
		3076	

2-Jul-20	FT20184B90ZJ	Outward RTGS Payment MT 102	60,000.00
		6398	
		STATE DEPT F FISH,AQUQ,BLUE ECON:CBK	
		SALOME KANYI MBUGUA	
		/REC/0000006398	
		3076	
2-Jul-20	FT2018439Y3Q	Outward RTGS Payment MT 102	60,000.00
		6401	
		STATE DEPT F FISH,AQUQ,BLUE ECON:CBK	
		MATHEW MWIKYA MAWEU	
		/REC/0000006401	
		3076	
2-Jul-20	FT20184MFNHY	Outward RTGS Payment MT 102	60,000.00
		6399	
		STATE DEPT F FISH,AQUQ,BLUE ECON:CBK	
		SHADRACK KIMWELE KIMEU	
		/REC/0000006399	
		3076	
2-Jul-20	FT20184PXC98	Outward RTGS Payment MT 102	60,000.00
		6396	
		STATE DEPT F FISH,AQUQ,BLUE ECON:CBK	
		DAVIES MAKILLA MUKWABI	
		/REC/0000006396	
		3076	
2-Jul-20	FT20184PTFPV	Outward RTGS Payment MT 102	60,000.00
		6393	
		STATE DEPT F FISH,AQUQ,BLUE ECON:CBK	
		JOSEPH KUGUMA NJUGUNA	
		/REC/0000006393	
		3076	
2-Jul-20	FT201842LF7T	Outward RTGS Payment MT 102	60,000.00
		6394	
		STATE DEPT F FISH,AQUQ,BLUE ECON:CBK	
		HENRY HUDSON OBANYI ONDARA	
		/REC/0000006394	
		3076	
2-Jul-20	FT20184S3SZM	Outward RTGS Payment MT 102	60,000.00
		6431	
		STATE DEPT F FISH,AQUQ,BLUE ECON:CBK	
		AIRWAYS TOURS AND TRAVEL LIMITED	
		/REC/0000006431	
		3026	
2-Jul-20	FT20184545F3	Outward RTGS Payment MT 102	60,000.00
		6392	
		STATE DEPT F FISH,AQUQ,BLUE ECON:CBK	
		JOSEPH MWANGI KAMAU	
		/REC/0000006392	
		3076	
2-Jul-20	FT20184SKG2Q	Outward RTGS Payment MT 102	60,000.00
		6395	
		STATE DEPT F FISH,AQUQ,BLUE ECON:CBK	
		POLINE MUKWANJAGI NYAGA	
		/REC/0000006395	
		3076	
2-Jul-20	FT201849MX1X	Outward RTGS Payment MT 102	74,600.00
		6424	
		STATE DEPT F FISH,AQUQ,BLUE ECON:CBK	

		ATTIC TOURS AND TRAVEL LIMITED	
		/REC/0000006424	
		3085/1	
2-Jul-20	FT20184R3FCG	Outward RTGS Payment MT 102	77,265.00
		6427	
		STATE DEPT F FISH,AQUQ,BLUE ECON:CBK	
		ATTIC TOURS AND TRAVEL LIMITED	
		/REC/0000006427	
		3262	
2-Jul-20	FT20184RS8NX	Outward RTGS Payment MT 102	100,000.00
		6440	
		STATE DEPT F FISH,AQUQ,BLUE ECON:CBK	
		NGOSI MUTHOKA NICHOLAS	
		/REC/0000006440	
		2901	
2-Jul-20	FT2018468ND6	Outward RTGS Payment MT 102	146,585.00
		6429	
		STATE DEPT F FISH,AQUQ,BLUE ECON:CBK	
		PAGO AIRWAYS TRAVEL SERVICES LIMITE	
		/REC/0000006429	
		3177	
2-Jul-20	FT20184L6N93	Outward RTGS Payment MT 102	298,325.00
		6461	
		STATE DEPT F FISH,AQUQ,BLUE ECON:CBK	
		PAGO AIRWAYS TRAVEL SERVICES LIMITE	
		/REC/0000006461	
		2819	
2-Jul-20	FT2018441FQ3	Outward RTGS Payment MT 102	356,630.00
		6405	
		STATE DEPT F FISH,AQUQ,BLUE ECON:CBK	
		INTER-FLIGHTS VENTURES	
		/REC/0000006405	
		3042	
2-Jul-20	FT20184Y8Q61	Outward RTGS Payment MT 102	400,800.00
		6428	
		STATE DEPT F FISH,AQUQ,BLUE ECON:CBK	
		BABS SECURITY SERVICES LIMITED	
		/REC/0000006428	
		3246	
2-Jul-20	FT20184JJGGN	Outward RTGS Payment MT 102	695,986.00
		6434	
		STATE DEPT F FISH,AQUQ,BLUE ECON:CBK	
		LAKE TURKANA NATIONAL FISHERIES STA	
		/REC/0000006434	
		2898	
2-Jul-20	FT201843V91Y	Outward RTGS Payment MT 102	745,497.00
		6376	
		STATE DEPT F FISH,AQUQ,BLUE ECON:CBK	
		STATE DEPARTMENT FOR FISHERIES AND	
		/REC/0000006376	
		2898	
2-Jul-20	FT201849R1YH	Outward RTGS Payment MT 102	942,826.00
		6435	
		STATE DEPT F FISH,AQUQ,BLUE ECON:CBK	
		STATE DEPARTMENT FOR FISHERIES AND	
		/REC/0000006435	
		2898/1	

2-Jul-20	FT2018483T1J	Outward RTGS Payment MT 102	1,000,000.00
		6408	
		STATE DEPT F FISH,AQUQ,BLUE ECON:CBK	
		SAFARICOM LIMITED	
		/REC/0000006408	
		3335	
2-Jul-20	FT2018480LVH	Outward RTGS Payment MT 102	1,166,889.00
		6432	
		STATE DEPT F FISH,AQUQ,BLUE ECON:CBK	
		STATE DEPARTMENT FOR FISHERIES AND	
		/REC/0000006432	
		2898	
2-Jul-20	FT2018403RPG	Outward RTGS Payment MT 102	1,315,629.00
		6436	
		STATE DEPT F FISH,AQUQ,BLUE ECON:CBK	
		MINISTRY OF AGRICULTURE KIENI EAST	
		/REC/0000006436	
		2898	
2-Jul-20	FT20184PRKTK	Outward RTGS Payment MT 102	1,317,313.00
		6379	
		STATE DEPT F FISH,AQUQ,BLUE ECON:CBK	
		MINISTRY OF AGRICULTURE, LIVESTOCK AN	
		/REC/0000006379	
		2898/1	
2-Jul-20	FT20184MN8WW	Outward RTGS Payment MT 102	1,374,817.00
		6433	
		STATE DEPT F FISH,AQUQ,BLUE ECON:CBK	
		MINISTRY OF AGRICULTURE, LIVESTOCK AN	
		/REC/0000006433	
		2898	
2-Jul-20	FT201847WNNS	Outward RTGS Payment MT 103	1,492,992.05
		6404	
		STATE DEPT FISH,AQUA,BLUE ECON:999999	
		R H DEVANI LIMITED	
		6404	
		3048/1	
2-Jul-20	FT20184TNMP0	Outward RTGS Payment MT 103	2,214,073.00
		6363	
		STATE DEPT FISH,AQUA,BLUE ECON:999999	
		CRYSTAL VALUERS LIMITED	
		6363	
		3185	
2-Jul-20	FT20184WKJDZ	Exchequer issue	0
3-Jul-20	FT20185B9QHT	Outward RTGS Payment MT 102	12,600.00
		6467	
		STATE DEPT F FISH,AQUQ,BLUE ECON:CBK	
		PIUS MUKOMA MWANGI	
		/REC/0000006467	
		14	
3-Jul-20	FT20185WKTX6	Outward RTGS Payment MT 103	36,400.00
		6466	
		STATE DEPT FISH,AQUA,BLUE ECON:999999	
		MICHENI JAPHET NTIBA	
		6466	
		3968313	
3-Jul-20	FT20185V3P2Q	Outward RTGS Payment MT 102	55,700.00
		6464	

		STATE DEPT F FISH,AQUQ,BLUE ECON:CBK	
		KENYA SCHOOL OF GOVERNMENT -EMBU	
		/REC/0000006464	
		2493/2	
3-Jul-20	FT20185FZYC3	Outward RTGS Payment MT 102	110,000.00
		6463	
		STATE DEPT F FISH,AQUQ,BLUE ECON:CBK	
		KENYA SCHOOL OF GOVERNMENT MATUGA	
		/REC/0000006463	
		2495/2	
3-Jul-20	FT20185HVHD6	Outward RTGS Payment MT 102	222,800.00
		6465	
		STATE DEPT F FISH,AQUQ,BLUE ECON:CBK	
		KENYA SCHOOL OF GOVERNMENT -EMBU	
		/REC/0000006465	
		3200	
3-Jul-20	FT20185S8293	Outward RTGS Payment MT 103	311,500.00
		6468	
		STATE DEPT FISH,AQUA,BLUE ECON:999999	
		ELIZABETH MUENI MUSYOKA	
		6468	
		3991943	
3-Jul-20	FT20185LQZ0V	Outward RTGS Payment MT 103	509,400.00
		5618	
		STATE DEPT FISH,AQUA,BLUE ECON:999999	
		LETISHA JEPTOO SAINA	
		5618	
		3968302	
3-Jul-20	FT20185XCGZ3	Outward RTGS Payment MT 102	136,800,000.00
		5996	
		STATE DEPT F FISH,AQUQ,BLUE ECON:CBK	
		KENYA MARINE AND FISHERIES RESEARCH	
		/REC/0000005996	
		2893	
3-Jul-20	FT2018589WQL	Exchequer issue	0
6-Jul-20	FT20188QNQX6	Outward RTGS Payment MT 102	19,600.00
		6469	
		STATE DEPT F FISH,AQUQ,BLUE ECON:CBK	
		PETER FUNDI NYOROTHA	
		/REC/0000006469	
		1845	
6-Jul-20	FT20188S0PK1	Outward RTGS Payment MT 102	38,790.00
		6472	
		STATE DEPT F FISH,AQUQ,BLUE ECON:CBK	
		ZIPJOE AGENCIES	
		/REC/0000006472	
		3045	
6-Jul-20	FT20188YTLKL	Outward RTGS Payment MT 103	45,000.00
		6471	
		STATE DEPT FISH,AQUA,BLUE ECON:999999	
		MAURICE ODUOR OKOTH	
		6471	
		3047	
6-Jul-20	FT20188VN9XH	Outward RTGS Payment MT 103	45,000.00
		6470	
		STATE DEPT FISH,AQUA,BLUE ECON:999999	
		RACHEL UNDUSU ASEYO	

		6470	
		3047	
6-Jul-20	FT20188RVNRM	Outward RTGS Payment MT 103	484,500.00
		6462	
		STATE DEPT FISH,AQUA,BLUE ECON:999999	
		ADRINE WACUKA KAMAU	
		6462	
		2859	
6-Jul-20	FT20188HV49D	Outward RTGS Payment MT 103	93,425,000.00
		6473	
		STATE DEPT FISH,AQUA,BLUE ECON:999999	
		KENYA MARINE AND FISHERIES RESEARCH	
		6473	
		2862	
		TOTAL	258,703,462.07
APPENDIX II			
RECEIPTS IN BANK STATEMENT NOT IN CASHBOOK AS AT 30TH JUNE 2020			
		PARTICULARS	
DATE	RECEIPT NO.		AMOUNT(KSH)
		TOTAL	-
APPENDIX III			
PAYMENTS IN BANK STATEMENT NOT IN CASHBOOK AS AT 30TH JUNE 2020			
		PARTICULARS	AMOUNT(KSH)
DATE	CHQ NO.		
9/9/2019	FT19252G0G47	IZWE Loans Kenya Limited	52,250.00
19/11/2019	FT19323JRXYF	Micheni Japhet Ntiba	54,600.00
27/12/2019	FT19361V7FPJ	Albert Maina Mwangi	196,800.00
9/3/2020	FT20069CDGC4	Rachel Undusu	50,000.00
7/5/2020	FT20128X68KT	TRFS	72,000.00
10/6/2020	FT201623GN45	TRFS	50.00
10/6/2020	FT20162DC7LQ	TRFS	100.00
10/6/2020	FT20162JLINO	TRFS	200.00
10/6/2020	FT20162NV070	TRFS	200.00
24-06-2020	FT20176XQYD3	TRFS	18,756.50
1/7/2020	FT2018363M7B	Henry Ondara	30,000.00
1/7/2020	FT20183GD22C	Attic Tours	38,790.00
		TOTAL	513,746.50
APPENDIX IV			
RECEIPTS IN CASHBOOK NOT IN BANK STATEMENT AS AT 30TH JUNE 2020			
		PARTICULARS	AMOUNT(KSH)
DATE	VOUCHER NO.		
18/10/2019	Folio16	Total undercast by	(3.00)
9/3/2020		Ronnic Enterprises	345,000.00
2-Jul-20	FT20184WKJDZ	Exchequer issue	136,800,000.00
3-Jul-20	FT2018589WQL	Exchequer issue	93,425,000.00
		TOTAL	230,569,997.00
CHECK			
BANK STATEMENT BALANCE			28,530,812.15
APPENDIX 1			(258,703,462.07)
APPENDIX 2			-
APPENDIX 3			513,746.50
APPENDIX 4			230,569,997.00
CASH BOOK BALANCE			911,093.58
CHECK			
COMPUTER			911,093.58

CASH BOOK		911,093.58
BALANCE		0.00

Prepared By *Kamau*
Simon Kamau.....




REPUBLIC OF KENYA
STATE DEPARTMENT FOR FISHERIES
BANK RECONCILIATION STATEMENT
DEVELOPMENT A/C 2019/2020 FINANCIAL YEAR

AS AT 30TH JUNE 2020 STATION R.1166

Balance as per Bank Certificate		26,282,590.60
LESS: - Payments in cash Book not yet recorded in Bank Statement	(219,006,223.54)	
LESS: - Receipts in Bank statement not yet recorded in Cashbook	(1,117,000.00)	
ADD: - Payments in Bank statement not yet recorded in Cashbook	3,941,972.65	(220,123,223.54)
ADD: - Receipts in cash Book not yet recorded in Bank Statement	213,202,127.05	
		217,144,099.70
Cashbook Balance		23,303,466.76

I certify that I have verified the Bank Balance in the Cashbook with the Bank statement and that the above Reconciliation is correct.


HENRY O. ONDARA
Principal Accounts Controller

DATE.....15/07/2020.....

REPUBLIC OF KENYA- STATE DEPARTMENT OF FISHERIES			
DEVELOPMENT ACCOUNT.			
2019/2020 FINANCIAL YEAR DEVELOPMENT ACCOUNT			
ACCOUNT :DEV-1166 A/C 1000384085			
APPENDIX 1			
PAYMENTS IN CASHBOOK NOT IN BANK STATEMENT AS AT 30TH JUNE 2020			
DATE	VOUCHER No.	PARTICULARS	AMOUNT(KSH)
31/12/2019	618	Understated: Muga Electricals	0.40
2/1/2020	643	Micheni Ntiba	54,600.00
28/01/2020	723	Christine Etiengi	112,000.00
28/01/2020	734	KRA W/T	113,755.00
28/01/2020	738	Understated: Muga Electricals	(0.80)
29/01/2020	734	Understated: Insta Pumps Eng Ltd	(0.15)
29/01/2020	738	Overstated: Muga Contractors	0.80
29/01/2020	740	Understated: Muga Electricals	(0.05)
29/01/2020	741	Overstated: Atomic Electrick Ltd	0.89
29/1/2020	741	Undercasted: Atomic Electricals	(0.85)
30/3/2020	1093	Peter Kamau	980,800.00
21-04-2020	1141	J.Gakui	40,000.00
24-04-2020	1143	tax	59,361.85
24-04-2020	1143	withholding tax	103,289.60
24-04-2020	1143	tax	344,298.60
29-05-2020	1155	Gladys Muthoni	773,400.00
23-06-2020	1181	H.Ondara	30,000.00
29-06-2020	1216	Adrine Wacuka	40,000.00
29-06-2020	1225	G. Maindi	60,000.00
30-06-2020	1228	Martin WAMWEA	30,000.00
30-06-2020	1228	Joseph Kamau	30,000.00
30-06-2020	1228	Patience Mwake	30,000.00
30-06-2020	1331	Agnes Bwire	347,600.00
30-06-2020		o/c	(140,000.00)
1-Jul-20	FT20183WZJTY	Outward RTGS Payment MT 102	26,000.00
		10002020	
		STATE DEPT F FISH,AQUQ,BLUE ECON:CBK	
		CHARLES MUTABARI RUKUNGA	
		/REC/0010002020	
		3968482	
1-Jul-20	FT20183H4WPY	Outward RTGS Payment MT 102	30,000.00
		10002514	
		STATE DEPT F FISH,AQUQ,BLUE ECON:CBK	
		AGNES LILY NABWIRE BWIRE	
		/REC/0010002514	
		2855	
1-Jul-20	FT201834P4JJ	Outward RTGS Payment MT 102	30,000.00
		10002515	
		STATE DEPT F FISH,AQUQ,BLUE ECON:CBK	
		CHEREDI SHARON LENA	
		/REC/0010002515	
		2855	
1-Jul-20	FT20183WPM5C	Outward RTGS Payment MT 102	30,000.00
		10002516	
		STATE DEPT F FISH,AQUQ,BLUE ECON:CBK	
		PETER MUIGAI KAMAU	
		/REC/0010002516	
		2855	
1-Jul-20	FT20183GDMN0	Outward RTGS Payment MT 102	31,500.00

		10002109	
		STATE DEPT F FISH,AQUQ,BLUE ECON:CBK	
		MWAKA SAID BARABARA	
		/REC/0010002109	
		3991992	
1-Jul-20	FT20183G6N5C	Outward RTGS Payment MT 102	31,500.00
		10002128	
		STATE DEPT F FISH,AQUQ,BLUE ECON:CBK	
		LUCY AYUGI OBUNGU	
		/REC/0010002128	
		3991996	
1-Jul-20	FT2018308B7D	Outward RTGS Payment MT 102	37,200.00
		10002024	
		STATE DEPT F FISH,AQUQ,BLUE ECON:CBK	
		CHARLES MUTABARI RUKUNGA	
		/REC/0010002024	
		3968414	
1-Jul-20	FT20183HKXF1	Outward RTGS Payment MT 102	37,800.00
		10002085	
		STATE DEPT F FISH,AQUQ,BLUE ECON:CBK	
		DANIEL NDUNGU MUNGAI	
		/REC/0010002085	
		3991851	
1-Jul-20	FT20183TK60Q	Outward RTGS Payment MT 103	37,800.00
		10002090	
		STATE DEPT FISH,AQUA,BLUE ECON:999999	
		SUSAN WAIRIMU IMENDE	
		10002090	
		3991991	
1-Jul-20	FT201836KCN3	Outward RTGS Payment MT 102	37,800.00
		10002068	
		STATE DEPT F FISH,AQUQ,BLUE ECON:CBK	
		PATRICK ZACHARY KEIGE MWANGI	
		/REC/0010002068	
		3991990	
1-Jul-20	FT201830VZXS	Outward RTGS Payment MT 102	42,000.00
		10002108	
		STATE DEPT F FISH,AQUQ,BLUE ECON:CBK	
		MWAKA SAID BARABARA	
		/REC/0010002108	
		3991917	
1-Jul-20	FT201832SGMQ	Outward RTGS Payment MT 102	50,000.00
		10002517	
		STATE DEPT F FISH,AQUQ,BLUE ECON:CBK	
		JACKSON MATHENGE MUTURI	
		/REC/0010002517	
		3135	
1-Jul-20	FT20183MHNN9	Outward RTGS Payment MT 102	50,000.00
		10002497	
		STATE DEPT F FISH,AQUQ,BLUE ECON:CBK	
		MICHAEL OTIENO OMOLLO	
		/REC/0010002497	
		3195	
1-Jul-20	FT201835933H	Outward RTGS Payment MT 102	50,400.00
		10002086	
		STATE DEPT F FISH,AQUQ,BLUE ECON:CBK	

		DANIEL NDUNGU MUNGAI	
		/REC/0010002086	
		3991914	
1-Jul-20	FT20183N9WP2	Outward RTGS Payment MT 102	50,400.00
		10002097	
		STATE DEPT F FISH,AQUQ,BLUE ECON:CBK	
		LUCY AYUGI OBUNGU	
		/REC/0010002097	
		3991926	
1-Jul-20	FT20183HW72F	Outward RTGS Payment MT 102	50,400.00
		10002067	
		STATE DEPT F FISH,AQUQ,BLUE ECON:CBK	
		PATRICK ZACHARY KEIGE MWANGI	
		/REC/0010002067	
		3991912	
1-Jul-20	FT201838WH22	Outward RTGS Payment MT 102	60,000.00
		10002511	
		STATE DEPT F FISH,AQUQ,BLUE ECON:CBK	
		JOSEPH MWANGI KAMAU	
		/REC/0010002511	
		3194	
1-Jul-20	FT20183KJVDB	Outward RTGS Payment MT 102	60,000.00
		10002510	
		STATE DEPT F FISH,AQUQ,BLUE ECON:CBK	
		JAMES GAKUI GITHIHA	
		/REC/0010002510	
		3193	
1-Jul-20	FT20183W4TYH	Outward RTGS Payment MT 102	488,697.75
		10002519	
		STATE DEPT F FISH,AQUQ,BLUE ECON:CBK	
		M/S MUGA ELECTRICAL CONTRACTORS LIM	
		/REC/0010002519	
		3232	
1-Jul-20	FT20183ZSMGW	Outward RTGS Payment MT 102	600,000.00
		10002452	
		STATE DEPT F FISH,AQUQ,BLUE ECON:CBK	
		EMODIAH JOYNE ADEGO	
		/REC/0010002452	
		3196	
1-Jul-20	FT201839P0H4	Outward RTGS Payment MT 103	1,228,459.15
		10002498	
		STATE DEPT FISH,AQUA,BLUE ECON:999999	
		NOLADS ENGINEERING LIMITED	
		10002498	
		2750	
1-Jul-20	FT20183B1QXM	Outward RTGS Payment MT 102	2,647,440.30
		10002508	
		STATE DEPT F FISH,AQUQ,BLUE ECON:CBK	
		GANUNI CONSTRUCTION	
		/REC/0010002508	
		3233	
1-Jul-20	FT2018328JJY	Outward RTGS Payment MT 103	4,455,919.60
		10002529	
		STATE DEPT FISH,AQUA,BLUE ECON:999999	
		JUDSON CONTRACTORS LIMITED	
		10002529	
		3202	

1-Jul-20	FT20183MXG6Y	Outward RTGS Payment MT 102	10,125,826.40
		10002524	
		STATE DEPT F FISH,AQUQ,BLUE ECON:CBK	
		SEVEN FOURTEEN LIMITED	
		/REC/0010002524	
		3098	
2-Jul-20	FT201848KRTV	Outward RTGS Payment MT 102	18,900.00
		10002567	
		STATE DEPT F FISH,AQUQ,BLUE ECON:CBK	
		JOEL MUTISO NZYOKA	
		/REC/0010002567	
		3968490	
2-Jul-20	FT20184DDHV5	Outward RTGS Payment MT 102	38,200.00
		10002534	
		STATE DEPT F FISH,AQUQ,BLUE ECON:CBK	
		ATTIC TOURS AND TRAVEL LIMITED	
		/REC/0010002534	
		3258	
2-Jul-20	FT20184D5F16	Outward RTGS Payment MT 102	56,000.00
		10002569	
		STATE DEPT F FISH,AQUQ,BLUE ECON:CBK	
		JACKSON MATHENGE MUTURI	
		/REC/0010002569	
		3968399	
2-Jul-20	FT20184DB1QD	Outward RTGS Payment MT 102	67,080.00
		10002536	
		STATE DEPT F FISH,AQUQ,BLUE ECON:CBK	
		PAGO AIRWAYS TRAVEL SERVICES LIMITE	
		/REC/0010002536	
		3096/1	
2-Jul-20	FT20184CHDF1	Outward RTGS Payment MT 102	67,200.00
		10002563	
		STATE DEPT F FISH,AQUQ,BLUE ECON:CBK	
		JACKSON MATHENGE MUTURI	
		/REC/0010002563	
		3933065	
2-Jul-20	FT20184JZZF9	Outward RTGS Payment MT 103	67,200.00
		10002562	
		STATE DEPT FISH,AQUA,BLUE ECON:999999	
		JOSEPH KUGUMA NJUGUNA	
		10002562	
		3933067	
2-Jul-20	FT20184T3S7B	Outward RTGS Payment MT 102	77,000.00
		10002532	
		STATE DEPT F FISH,AQUQ,BLUE ECON:CBK	
		ATTIC TOURS AND TRAVEL LIMITED	
		/REC/0010002532	
		3093/1	
2-Jul-20	FT20184N4LHR	Outward RTGS Payment MT 102	105,420.00
		10002530	
		STATE DEPT F FISH,AQUQ,BLUE ECON:CBK	
		ATTIC TOURS AND TRAVEL LIMITED	
		/REC/0010002530	
		2779/2	
2-Jul-20	FT20184MGRW0	Outward RTGS Payment MT 102	129,580.00
		10002531	
		STATE DEPT F FISH,AQUQ,BLUE ECON:CBK	

		ATTIC TOURS AND TRAVEL LIMITED	
		/REC/0010002531	
		2814/2	
2-Jul-20	FT20184NMS6S	Outward RTGS Payment MT 102	192,475.00
		10002538	
		STATE DEPT F FISH,AQUQ,BLUE ECON:CBK	
		ANGANI TOURS AND TRAVEL LIMITED	
		/REC/0010002538	
		3022/2	
2-Jul-20	FT201847HOYN	Outward RTGS Payment MT 102	193,950.00
		10002539	
		STATE DEPT F FISH,AQUQ,BLUE ECON:CBK	
		ZIPJOE AGENCIES	
		/REC/0010002539	
		3257	
2-Jul-20	FT20184TZ6BK	Outward RTGS Payment MT 102	218,940.00
		10002533	
		STATE DEPT F FISH,AQUQ,BLUE ECON:CBK	
		ATTIC TOURS AND TRAVEL LIMITED	
		/REC/0010002533	
		3091	
2-Jul-20	FT201842259G	Outward RTGS Payment MT 102	351,828.00
		10002537	
		STATE DEPT F FISH,AQUQ,BLUE ECON:CBK	
		KENYA BANKERS SACCO SOCIETY LTD	
		/REC/0010002537	
		3075	
2-Jul-20	FT20184SYSBW	Outward RTGS Payment MT 102	488,265.00
		10002535	
		STATE DEPT F FISH,AQUQ,BLUE ECON:CBK	
		PAGO AIRWAYS TRAVEL SERVICES LIMITE	
		/REC/0010002535	
		3095/1	
2-Jul-20	FT201846RYV9	Outward RTGS Payment MT 102	510,000.00
		10002558	
		STATE DEPT F FISH,AQUQ,BLUE ECON:CBK	
		COLEEN KATHAMBI NYAGAH	
		/REC/0010002558	
		3340	
2-Jul-20	FT201847L0WV	Outward RTGS Payment MT 102	510,000.00
		10002559	
		STATE DEPT F FISH,AQUQ,BLUE ECON:CBK	
		PETER MUIGAI KAMAU	
		/REC/0010002559	
		3340	
2-Jul-20	FT20184945BG	Outward RTGS Payment MT 102	540,000.00
		10002560	
		STATE DEPT F FISH,AQUQ,BLUE ECON:CBK	
		HOPE NDIGHA NYAMBU	
		/REC/0010002560	
		40499690	
2-Jul-20	FT2018483TQL	Outward RTGS Payment MT 102	608,000.00
		10002564	
		STATE DEPT F FISH,AQUQ,BLUE ECON:CBK	
		ROSE KAVEKI KONDI	
		/REC/0010002564	
		4049864	

2-Jul-20	FT20184S5KXJ	Outward RTGS Payment MT 102	609,000.00
		10002565	
		STATE DEPT F FISH,AQUQ,BLUE ECON:CBK	
		HOPE NDIGHA NYAMBU	
		/REC/0010002565	
		4049863	
2-Jul-20	FT20184MF9M9	Outward RTGS Payment MT 102	960,000.00
		10002568	
		STATE DEPT F FISH,AQUQ,BLUE ECON:CBK	
		JEMIMA WANJIKU MBUI	
		/REC/0010002568	
		3339	
2-Jul-20	FT20184K1NGP	Exchequer issue	0
3-Jul-20	FT20185Z2HX9	TRFS Payments	7,758.75
		10002645	
		Withholding Tax	
3-Jul-20	FT2018550936	TRFS Payments	11,204.15
		10002656	
		Withholding Tax	
3-Jul-20	FT2018547D3R	TRFS Payments	13,500.25
		10002646	
		Withholding Tax	
3-Jul-20	FT201853522L	TRFS Payments	14,386.40
		10002587	
		Withholding Tax	
3-Jul-20	FT20185QY6LN	TRFS Payments	19,495.20
		10002655	
		Withholding Tax	
3-Jul-20	FT20185PN1JW	Outward RTGS Payment MT 102	19,600.00
		10002584	
		STATE DEPT F FISH,AQUQ,BLUE ECON:CBK	
		JULIUS GARAMA	
		/REC/0010002584	
		2486	
3-Jul-20	FT201854QHQF	TRFS Payments	22,413.80
		10002623	
		Withholding Tax	
3-Jul-20	FT20185XDVFB	TRFS Payments	22,413.80
		10002591	
		Withholding Tax	
3-Jul-20	FT201857SRP5	TRFS Payments	22,413.80
		10002610	
		Withholding Tax	
3-Jul-20	FT20185NGQXT	TRFS Payments	25,032.35
		10002586	
		Withholding Tax	
3-Jul-20	FT20185S3L7S	TRFS Payments	39,000.00
		10002590	
		Withholding Tax	
3-Jul-20	FT20185H5887	TRFS Payments	39,000.00
		10002626	
		Withholding Tax	
3-Jul-20	FT2018504LRV	TRFS Payments	39,000.00
		10002613	
		Withholding Tax	
3-Jul-20	FT20185QLVYY	Outward RTGS Payment MT 102	40,000.00
		10002578	

		STATE DEPT F FISH,AQUQ,BLUE ECON:CBK	
		MATHEW MWIKYA MAWEU	
		/REC/0010002578	
		3179	
3-Jul-20	FT20185RVMWS	Outward RTGS Payment MT 102	40,000.00
		10002575	
		STATE DEPT F FISH,AQUQ,BLUE ECON:CBK	
		ANTONY RUKAHU GACANJA	
		/REC/0010002575	
		3179	
3-Jul-20	FT20185PHW2G	Outward RTGS Payment MT 102	40,000.00
		10002571	
		STATE DEPT F FISH,AQUQ,BLUE ECON:CBK	
		GLADYS ONTUGA	
		/REC/0010002571	
		3179	
3-Jul-20	FT20185P9D9T	Outward RTGS Payment MT 102	40,000.00
		10002577	
		STATE DEPT F FISH,AQUQ,BLUE ECON:CBK	
		PHYLIS KANGU	
		/REC/0010002577	
		3179	
3-Jul-20	FT20185N62PL	Outward RTGS Payment MT 102	40,000.00
		10002570	
		STATE DEPT F FISH,AQUQ,BLUE ECON:CBK	
		PATIENCE MWAKE MWADIDO	
		/REC/0010002570	
		3179	
3-Jul-20	FT201859NC39	Outward RTGS Payment MT 102	40,000.00
		10002581	
		STATE DEPT F FISH,AQUQ,BLUE ECON:CBK	
		JOSEPHINE OOMA	
		/REC/0010002581	
		3179	
3-Jul-20	FT20185M6BXH	Outward RTGS Payment MT 102	40,000.00
		10002576	
		STATE DEPT F FISH,AQUQ,BLUE ECON:CBK	
		JOSEPH KAMAU KARANJA	
		/REC/0010002576	
		3179	
3-Jul-20	FT20185G4BF2	Outward RTGS Payment MT 102	40,000.00
		10002582	
		STATE DEPT F FISH,AQUQ,BLUE ECON:CBK	
		MICHAEL OTIENO OMOLLO	
		/REC/0010002582	
		3179	
3-Jul-20	FT20185VQHNP	Outward RTGS Payment MT 102	40,000.00
		10002574	
		STATE DEPT F FISH,AQUQ,BLUE ECON:CBK	
		NICHOLAS KIMANI	
		/REC/0010002574	
		3179	
3-Jul-20	FT20185YB9ZD	Outward RTGS Payment MT 102	40,000.00
		10002573	
		STATE DEPT F FISH,AQUQ,BLUE ECON:CBK	
		ADRINE WACUKA KAMAU	
		/REC/0010002573	

		3179/1	
3-Jul-20	FT20185R4J99	Outward RTGS Payment MT 102	40,000.00
		10002583	
		STATE DEPT F FISH,AQUQ,BLUE ECON:CBK	
		HENRY HUDSON OBANYI ONDARA	
		/REC/0010002583	
		3179	
3-Jul-20	FT20185TXGDV	Outward RTGS Payment MT 102	40,000.00
		10002580	
		STATE DEPT F FISH,AQUQ,BLUE ECON:CBK	
		ALFRED MUHINDI OKELLO	
		/REC/0010002580	
		3179	
3-Jul-20	FT20185Y14FF	Outward RTGS Payment MT 102	40,000.00
		10002572	
		STATE DEPT F FISH,AQUQ,BLUE ECON:CBK	
		ADRINE WACUKA KAMAU	
		/REC/0010002572	
		3179	
3-Jul-20	FT20185GTWV	TRFS Payments	45,000.80
		10002647	
		Withholding Tax	
3-Jul-20	FT201857YPDY	TRFS Payments	56,109.40
		10002627	
		Withholding Tax	
3-Jul-20	FT201855HHF5	Outward RTGS Payment MT 102	60,000.00
		10002556	
		STATE DEPT F FISH,AQUQ,BLUE ECON:CBK	
		SAMUEL KARIUKI OMBICHA	
		/REC/0010002556	
		3103	
3-Jul-20	FT20185N36SL	Outward RTGS Payment MT 102	60,000.00
		10002550	
		STATE DEPT F FISH,AQUQ,BLUE ECON:CBK	
		CHARLES WATHIGA KIMANI	
		/REC/0010002550	
		3103	
3-Jul-20	FT20185PKY3T	Outward RTGS Payment MT 102	60,000.00
		10002543	
		STATE DEPT F FISH,AQUQ,BLUE ECON:CBK	
		JACKSON MATHENGE MUTURI	
		/REC/0010002543	
		3103	
3-Jul-20	FT201856HYQL	Outward RTGS Payment MT 103	60,000.00
		10002552	
		STATE DEPT FISH,AQUA,BLUE ECON:999999	
		ERASTUS ODHIAMBO KWANYA	
		10002552	
		3076	
3-Jul-20	FT201854J0XT	Outward RTGS Payment MT 103	60,000.00
		10002545	
		STATE DEPT FISH,AQUA,BLUE ECON:999999	
		RACHEL UNDUSU ASEYO	
		10002545	
		3103	
3-Jul-20	FT20185D859K	Outward RTGS Payment MT 102	60,000.00
		10002555	

		STATE DEPT F FISH,AQUQ,BLUE ECON:CBK	
		GLADYS MUTHONI NGUMBA	
		/REC/0010002555	
		3103	
3-Jul-20	FT20185NFKM9	Outward RTGS Payment MT 102	60,000.00
		10002547	
		STATE DEPT F FISH,AQUQ,BLUE ECON:CBK	
		ARON MUTISYA MUTHENGI	
		/REC/0010002547	
		3103	
3-Jul-20	FT20185ZDHTM	Outward RTGS Payment MT 102	60,000.00
		10002541	
		STATE DEPT F FISH,AQUQ,BLUE ECON:CBK	
		MICHAEL OTIENO OMOLLO	
		/REC/0010002541	
		3103	
3-Jul-20	FT201852972C	Outward RTGS Payment MT 102	60,000.00
		10002542	
		STATE DEPT F FISH,AQUQ,BLUE ECON:CBK	
		MICHAEL OTIENO OMOLLO	
		/REC/0010002542	
		3103/1	
3-Jul-20	FT20185Z98C6	Outward RTGS Payment MT 102	60,000.00
		10002551	
		STATE DEPT F FISH,AQUQ,BLUE ECON:CBK	
		MUSYOKI KATIKU	
		/REC/0010002551	
		3103	
3-Jul-20	FT20185FND3H	Outward RTGS Payment MT 102	60,000.00
		10002557	
		STATE DEPT F FISH,AQUQ,BLUE ECON:CBK	
		IRENE WAMORO NGIGI	
		/REC/0010002557	
		3103	
3-Jul-20	FT201856QRK4	Outward RTGS Payment MT 102	60,000.00
		10002546	
		STATE DEPT F FISH,AQUQ,BLUE ECON:CBK	
		JEMIMA WANJIKU MBUI	
		/REC/0010002546	
		3103	
3-Jul-20	FT20185VJ203	Outward RTGS Payment MT 102	60,000.00
		10002554	
		STATE DEPT F FISH,AQUQ,BLUE ECON:CBK	
		GEOFFREY OMBUI MAINDI	
		/REC/0010002554	
		3076	
3-Jul-20	FT20185Y5D4V	Outward RTGS Payment MT 102	60,000.00
		10002553	
		STATE DEPT F FISH,AQUQ,BLUE ECON:CBK	
		SUSAN WAITHIRA CHEGE	
		/REC/0010002553	
		3076	
3-Jul-20	FT20185PY8LP	Outward RTGS Payment MT 103	60,000.00
		10002540	
		STATE DEPT FISH,AQUA,BLUE ECON:999999	
		JOSEPH MWANGI KAMAU	
		10002540	

		3103	
3-Jul-20	FT20185YX0CL	Outward RTGS Payment MT 102	60,000.00
		10002548	
		STATE DEPT F FISH,AQUQ,BLUE ECON:CBK	
		HILDA WANJIKU NJOROGE	
		/REC/0010002548	
		3103	
3-Jul-20	FT20185S51FF	Outward RTGS Payment MT 102	60,000.00
		10002549	
		STATE DEPT F FISH,AQUQ,BLUE ECON:CBK	
		ISAAC WAFULA WAMALWA	
		/REC/0010002549	
		3103	
3-Jul-20	FT20185ZG564	Outward RTGS Payment MT 102	60,000.00
		10002544	
		STATE DEPT F FISH,AQUQ,BLUE ECON:CBK	
		HENRY HUDSON OBANYI ONDARA	
		/REC/0010002544	
		3103	
3-Jul-20	FT20185MC7KP	TRFS Payments	62,068.95
		10002618	
		Withholding Tax	
3-Jul-20	FT20185WY0BK	TRFS Payments	64,984.00
		10002657	
		Withholding Tax	
3-Jul-20	FT20185Q831N	TRFS Payments	83,441.10
		10002588	
		Withholding Tax	
3-Jul-20	FT20185L78X1	TRFS Payments	97,630.35
		10002630	
		Withholding Tax	
3-Jul-20	FT20185F3R3D	TRFS Payments	108,000.00
		10002622	
		Withholding Tax	
3-Jul-20	FT20185T95LK	TRFS Payments	130,000.00
		10002624	
		Withholding Tax	
3-Jul-20	FT201856QWN9	TRFS Payments	130,000.00
		10002592	
		Withholding Tax	
3-Jul-20	FT2018576CVJ	TRFS Payments	130,000.00
		10002611	
		Withholding Tax	
3-Jul-20	FT201850X81Y	TRFS Payments	207,515.70
		10002607	
		Withholding Tax	
3-Jul-20	FT20185L5D4M	TRFS Payments	325,434.50
		10002629	
		Withholding Tax	
3-Jul-20	FT201853MJQP	TRFS Payments	360,000.00
		10002619	
		Withholding Tax	
3-Jul-20	FT201856DJL3	Outward RTGS Payment MT 102	360,000.00
		10002453	
		STATE DEPT F FISH,AQUQ,BLUE ECON:CBK	
		JOSEPHINE OOMA	
		/REC/0010002453	

			3185	
3-Jul-20	FT20185GQK07	TRFS Payments		361,077.35
			10002606	
		Withholding Tax		
3-Jul-20	FT20185SN0KF	TRFS Payments		624,617.20
			10002595	
		Withholding Tax		
3-Jul-20	FT20185312J9	TRFS Payments		734,481.90
			10002603	
		Withholding Tax		
3-Jul-20	FT20185K0TP2	TRFS Payments		1,086,833.90
			10002594	
		Withholding Tax		
3-Jul-20	FT20185727K7	TRFS Payments		1,128,793.10
			10002599	
		Withholding Tax		
3-Jul-20	FT20185X114T	TRFS Payments		1,203,591.20
			10002608	
		Withholding Tax		
3-Jul-20	FT20185J7VL9	TRFS Payments		1,277,998.50
			10002602	
		Withholding Tax		
3-Jul-20	FT20185H7VH1	TRFS Payments		1,964,100.00
			10002598	
		Withholding Tax		
3-Jul-20	FT20185TKRF3	TRFS Payments		3,622,779.70
			10002597	
		Withholding Tax		
3-Jul-20	FT20185JNRXC	TRFS Payments		4,259,995.00
			10002605	
		Withholding Tax		
3-Jul-20	FT201854T38L	TRFS Payments		6,547,000.00
			10002601	
		Withholding Tax		
3-Jul-20	FT201858B335	TRFS Payments		14,189,080.70
			10002654	
		2808/1		
6-Jul-20	FT2018880WW9	Outward RTGS Payment MT 102		33,600.00
			10002644	
		STATE DEPT F FISH,AQUQ,BLUE ECON:CBK		
		MAURICE OUMA ONYANGO		
		/REC/0010002644		
			2048	
6-Jul-20	FT20188C7B97	Outward RTGS Payment MT 102		38,500.00
			10002615	
		STATE DEPT F FISH,AQUQ,BLUE ECON:CBK		
		ATTIC TOURS AND TRAVEL LIMITED		
		/REC/0010002615		
			3256	
6-Jul-20	FT201881YBBN	Outward RTGS Payment MT 102		39,635.00
			10002653	
		STATE DEPT F FISH,AQUQ,BLUE ECON:CBK		
		Dawin Tours And Travels Limited		
		/REC/0010002653		
		3034/1		
6-Jul-20	FT201887KFL1	Outward RTGS Payment MT 102		50,000.00
			10002652	

		STATE DEPT F FISH,AQUQ,BLUE ECON:CBK	
		GEOFFREY OMBUI MAINDI	
		/REC/0010002652	
		3281	
6-Jul-20	FT20188SY388	Outward RTGS Payment MT 102	58,800.00
		10002616	
		STATE DEPT F FISH,AQUQ,BLUE ECON:CBK	
		ATTIC TOURS AND TRAVEL LIMITED	
		/REC/0010002616	
		3188	
6-Jul-20	FT20188BNWVF	Outward RTGS Payment MT 102	60,000.00
		10002651	
		STATE DEPT F FISH,AQUQ,BLUE ECON:CBK	
		JOSEPH MWANGI KAMAU	
		/REC/0010002651	
		3281	
6-Jul-20	FT20188GVBXZ	Outward RTGS Payment MT 102	72,922.00
		10002642	
		STATE DEPT F FISH,AQUQ,BLUE ECON:CBK	
		NANCY RUGURU KAGAU	
		/REC/0010002642	
		2309	
6-Jul-20	FT20188FK7M5	Outward RTGS Payment MT 102	95,910.00
		10002650	
		STATE DEPT F FISH,AQUQ,BLUE ECON:CBK	
		ALFRED MUHINDI OKELLO	
		/REC/0010002650	
		3015	
6-Jul-20	FT20188KKGVK	Outward RTGS Payment MT 102	98,000.00
		10002643	
		STATE DEPT F FISH,AQUQ,BLUE ECON:CBK	
		WAITITU NYOKABI HANNAH	
		/REC/0010002643	
		359	
6-Jul-20	FT20188K7M5M	Outward RTGS Payment MT 102	108,850.00
		10002621	
		STATE DEPT F FISH,AQUQ,BLUE ECON:CBK	
		PRIMATE TOURS	
		/REC/0010002621	
		3090/1	
6-Jul-20	FT20188FQ7LT	Outward RTGS Payment MT 102	374,550.00
		10002614	
		STATE DEPT F FISH,AQUQ,BLUE ECON:CBK	
		ATTIC TOURS AND TRAVEL LIMITED	
		/REC/0010002614	
		3254	
6-Jul-20	FT20188NB8VD	Outward RTGS Payment MT 102	383,748.30
		10002648	
		STATE DEPT F FISH,AQUQ,BLUE ECON:CBK	
		M/S MUGA ELECTRICAL CONTRACTORS LIM	
		/REC/0010002648	
		3205	
6-Jul-20	FT20188STKDX	Outward RTGS Payment MT 102	450,000.00
		10002579	
		STATE DEPT F FISH,AQUQ,BLUE ECON:CBK	
		GLADYS MUTHONI NGUMBA	
		/REC/0010002579	

			3199	
6-Jul-20	FT20188LFL3M	Outward RTGS Payment MT 102		553,500.00
			10002585	
		STATE DEPT F FISH,AQUQ,BLUE ECON:CBK		
		EVIN ENTERPRISES		
		/REC/0010002585		
			3336	
6-Jul-20	FT20188N0451	Outward RTGS Payment MT 102		554,156.45
			10002658	
		STATE DEPT F FISH,AQUQ,BLUE ECON:CBK		
		M/S MUGA ELECTRICAL CONTRACTORS LIM		
		/REC/0010002658		
			3202	
6-Jul-20	FT20188BP91H	Outward RTGS Payment MT 102		650,000.00
			10002561	
		STATE DEPT F FISH,AQUQ,BLUE ECON:CBK		
		ALFRED MUHINDI OKELLO		
		/REC/0010002561		
			4049934	
6-Jul-20	FT20188H6VK5	Outward RTGS Payment MT 102		711,551.35
			10002589	
		STATE DEPT F FISH,AQUQ,BLUE ECON:CBK		
		M/S MUGA ELECTRICAL CONTRACTORS LIM		
		/REC/0010002589		
			31100	
6-Jul-20	FT20188R467V	Outward RTGS Payment MT 102		915,140.00
			10002617	
		STATE DEPT F FISH,AQUQ,BLUE ECON:CBK		
		ATTIC TOURS AND TRAVEL LIMITED		
		/REC/0010002617		
			2784	
6-Jul-20	FT20188SLX2Z	Outward RTGS Payment MT 102		1,108,586.20
			10002625	
		STATE DEPT F FISH,AQUQ,BLUE ECON:CBK		
		M/S MUGA ELECTRICAL CONTRACTORS LIM		
		/REC/0010002625		
			3234	
6-Jul-20	FT20188ZWX44	Outward RTGS Payment MT 102		1,108,586.20
			10002612	
		STATE DEPT F FISH,AQUQ,BLUE ECON:CBK		
		M/S MUGA ELECTRICAL CONTRACTORS LIM		
		/REC/0010002612		
			3230	
6-Jul-20	FT20188PLRZT	Outward RTGS Payment MT 102		1,108,586.20
			10002593	
		STATE DEPT F FISH,AQUQ,BLUE ECON:CBK		
		M/S MUGA ELECTRICAL CONTRACTORS LIM		
		/REC/0010002593		
			3204	
6-Jul-20	FT20188TN6CV	Outward RTGS Payment MT 103		2,775,170.75
			10002628	
		STATE DEPT FISH,AQUA,BLUE ECON:999999		
		tamam general investment		
			10002628	
			3249	
6-Jul-20	FT20188FY50C	Outward RTGS Payment MT 103		3,069,931.05
			10002620	

		STATE DEPT FISH,AQUA,BLUE ECON:999999	
		JUDSON CONTRACTORS LIMITED	
		10002620	
		3203	
6-Jul-20	FT20188KBG5Q	Outward RTGS Payment MT 102	10,263,727.75
		10002609	
		STATE DEPT F FISH,AQUQ,BLUE ECON:CBK	
		SIVAD CONSTRUCTION LTD	
		/REC/0010002609	
		3242/2	
6-Jul-20	FT20188SGKN1	Outward RTGS Payment MT 102	30,893,566.25
		10002596	
		STATE DEPT F FISH,AQUQ,BLUE ECON:CBK	
		JYAN CONSTRUCTION SERVICES	
		/REC/0010002596	
		3101	
6-Jul-20	FT20188KXMN1	Outward RTGS Payment MT 103	36,327,474.60
		10002604	
		STATE DEPT FISH,AQUA,BLUE ECON:999999	
		Saxon Investments Limited	
		10002604	
		3198	
6-Jul-20	FT20188DDPX4	Outward RTGS Payment MT 102	55,830,106.90
		10002600	
		STATE DEPT F FISH,AQUQ,BLUE ECON:CBK	
		SEVEN FOURTEEN LIMITED	
		/REC/0010002600	
		3201	
8-Jul-20	FT20190B0V9M	Outward RTGS Payment MT 103	1,108,586.20
		10002659	
		STATE DEPT FISH,AQUA,BLUE ECON:999999	
		M/S MUGA ELECTRICAL CONTRACTORS LIM	
		10002659	
		3203	
		TOTAL	219,006,223.54

APPENDIX II

RECEIPTS IN BANK STATEMENT NOT IN CASHBOOK AS AT 30TH JUNE 2020

		<u>PARTICULARS</u>	<u>AMOUNT(KSH)</u>
<u>DATE</u>	<u>RECEIPT NO.</u>		
3/2/2020	FT200349V	Cooperative Bank: Paul Mumina	122,500.00
3/2/2020	FT2003437	Cooperative Bank: Paul Mumina	994,500.00
		TOTAL	1,117,000.00

APPENDIX III

PAYMENTS IN BANK STATEMENT NOT IN CASHBOOK AS AT 30TH JUNE 2020

		<u>PARTICULARS</u>	<u>AMOUNT(KSH)</u>
<u>DATE</u>	<u>CHQ NO.</u>		
2/12/2019	FT19336W6G1W	Samuel Kariuki Ombicha	67,200.00
6/12/2019	FT1934070GDR	Patrick Zachary Keige Mwangi	63,000.00
20/12/2019	FT19354H5944	Agnes Lily Nabwire Bwire	126,000.00
27/12/2019	FT19361JNC4T	Withholding Tax	33,989.60
31/12/2019	FT19365XRNXQ	Charles Wathiga Kimani	33,600.00
29/01/2020	FT200294BVHH	Christine Adhiambo Okoth	112,000.00
11/3/2020	FT20071X9X11	TRFS Payments	59,361.85
20/03/2020	FT20080MQLBF	Gladys Ngumba	773,400.00
23/03/2020	FT20083GPYFF	Simon Wekesa	63,000.00

30/03/2020	FT20090SFXCB	Joseph Iro	94,300.00
2/4/2020	FT20093R50ZZ	Davies Mukwabi	67,200.00
3/4/2020	FT200942TBOY	Victor otieno	28,000.00
25-05-2020	FT2011415PD41	Mwenda Patrick	957,500.00
17-06-2020	FT20169ZJFTB	Chepngeno Soi	67,200.00
29-06-2020	FT20181RYF4C	Nicholas Ngosi Muthoka	40,000.00
30-06-2020	FT20182KKQ8V	Jemima Mbui	30,000.00
30-06-2020	FT20182LSBLT	Joseph Njuguna	30,000.00
6/7/2020	FT201881YBBN	Dawin Tours and Travels	39,635.00
6/7/2020	FT201887KFL1	Geoffrey Maindi	50,000.00
6/7/2020	FT20188KKGVK	Hannah N. Waititu	98,000.00
6/7/2020	FT20188PLRZT	Muga Electrical	1,108,586.20
		TOTAL	3,941,972.65

APPENDIX IV

RECEIPTS IN CASHBOOK NOT IN BANK STATEMENT AS AT 30TH JUNE 2020

<u>DATE</u>	<u>VOUCHER NO.</u>	<u>PARTICULARS</u>	<u>AMOUNT(KSH)</u>
30-06-2020		Banking	144,000.00
30-06-2020		Banking	433,290.00
30-06-2020		Banking	56,000.00
30-06-2020		Banking	162,800.00
2-Jul-20	FT20184K1NGP	Exchequer issue	212,406,037.05
9-Jul-20	FT201912MH8S	Local Cash Deposit Bulk	50,400.00
		2.52E+23	
9-Jul-20	FT20191CPG3H	Local Cash Deposit Bulk	144,000.00
		2.52E+23	
9-Jul-20	FT20191PGZHN	Outward Cheque	433,290.00
		365136	
13-Jul-20	FT20195D59X2	Local Cash Deposit Bulk	5,600.00
		2.52E+23	
13-Jul-20	FT201954JM23	Local Cash Deposit Bulk	162,800.00
		2.52E+23	
		TOTAL	213,202,127.05
CHECK			
BANK STATEMENT BALANCE			26,282,590.60
APPENDIX 1			(219,006,223.54)
APPENDIX 2			(1,117,000.00)
APPENDIX 3			3,941,972.65
APPENDIX 4			213,202,127.05
CASH BOOK BALANCE			23,303,466.76
CHECK			
COMPUTER			23,303,466.76
CASH BOOK			23,303,466.76
BALANCE			-

Prepared By *Simon Kamau*
 Simon Kamau.....



REPUBLIC OF KENYA
STATE DEPARTMENT FOR FISHERIES
BANK RECONCILIATION STATEMENT
DEPOSIT A/C 2019/2020 FINANCIAL YEAR

AS AT 30TH JUNE 2020 STATION R.1166

Balance as per Bank Certificate

LESS: -

Payments in cash Book not yet
recorded in Bank Statement

LESS: -

Receipts in Bank statement not yet
recorded in Cashbook

ADD: -

Payments in Bank statement not yet
recorded in Cashbook

ADD: -

Receipts in cash Book not yet

recorded in Bank Statement

Cashbook Balance

	90,955,936.55
(1,134,795.65)	
(3,687,806.00)	
	(4,822,601.65)
802,100.00	
19,752,052.40	20,554,152.40
	106,687,487.30

I certify that I have verified the Bank Balance in the Cashbook with the
Bank statement and that the above Reconciliation is correct.


HENRY O.ONDARA
Principal Accounts Controller

DATE.....15/07/2020.....

REPUBLIC OF KENYA- STATE DEPARTMENT OF FISHERIES			
DEPOSIT ACCOUNT.			
2019/2020 FINANCIAL YEAR DEPOSIT ACCOUNT			
ACCOUNT :DEP-1166 A/C 1000384093			
APPENDIX I			
PAYMENTS IN CASHBOOK NOT IN BANK STATEMENT AS AT 30TH JUNE 2020			
DATE	VOUCHER No.	PARTICULARS	AMOUNT(KSH)
14-12-2018	013	Attic Tours o/c	360.00
14-12-2018	015	Attic Tours o/c	54,000.00
14-12-2018	019	Insta Pump Eng. o/c	60.00
18-12-2018		bal cd u/c	(0.35)
21-12-2018		o/c	180.00
21-12-2018	075	Ephantus Kariuki o/c	200.00
12/6/2019	087	Japheth Ananpiu	46,400.00
12/6/2019	088	Isaac Wamalwa	31,500.00
12/6/2019	089	Jane Kinya	31,500.00
4/6/2020		Plan & Trend u/c casting	412,596.00
29-06-2020	0112	Aturukan Hotel o/c	50,000.00
6-Jul-20	FT20188JHHQF	Outward RTGS Payment MT 102	208,000.00
		20000323	
		STATE DEPT F FISH,AQUQ,BLUE ECON:CBK	
		STATE DEPARTMENT OF LIVESTOCK-NAIVA	
		/REC/0020000323	
		2827	
6-Jul-20	FT201885659Z	Outward RTGS Payment MT 102	300,000.00
		20000322	
		STATE DEPT F FISH,AQUQ,BLUE ECON:CBK	
		KISUMU HOTEL(MASENO UNIVERSITY)	
		/REC/0020000322	
		TOTAL	1,134,795.65
APPENDIX II			
RECEIPTS IN BANK STATEMENT NOT IN CASHBOOK AS AT 30TH JUNE 2020			
DATE	RECEIPT NO.		AMOUNT(KSH)
10/12/18	FT1834454GBH		50.00
10/12/18	FT18344QFF45	TRFS	100.00
10/12/18	FT183449CLiy	TRFS	22,800.00
18-12-2018	FT1835258SCY	National Bank	2,610,276.00
21-12-2018	FT18355J1D52	TRFS	50.00
21-12-2018	FT183554RNM6	TRFS	100.00
21-12-2018	FT18355HR9NO	TRFS	200.00
21-12-2018	FT183558NHB	TRFS	22,900.00
11/01/19	FT19011919C1	Receipts u/c	1,000,000.00
01-02-2019	FT19060WV3SV	TRFS	300.00
01-02-2019	FT190602T6NZ	TRFS	300.00
01-02-2019	FT19060PR220	TRFS	300.00
01-02-2019	FT190603FN33	TRFS	300.00
01-02-2019	FT19060T3K14	TRFS	300.00
01-02-2019	FT19060KFYVR	TRFS	300.00
01-02-2019	FT19060L17BK	TRFS	300.00
07-02-2019	FT19066DNJPP	TRFS	300.00
01-04-2019	FT190916WRX2	TRFS	300.00
01-04-2019	FT19092P4R5C	TRFS	300.00
02-05-2019	FT191433DZGT	TRFS	300.00
13-06-2019	FT19164P9NS9	TRFS	22,200.00
24-06-2019	FT191758RGRZ	TRFS	300.00
01/07/19	FT191822Z0WD	TRFS PAYMENTS	200.00
01/08/19	FT19213PY4GS	TRFS PAYMENTS	50.00

01/08/19	FT19213S5KTQ	TRFS PAYMENTS	100.00
01/08/19	FT19213LR2T3	TRFS PAYMENTS	200.00
01/08/19	FT19249P337P	TRFS PAYMENTS	300.00
06/09/19	FT19249P337P	TRFS PAYMENTS	50.00
06/09/19	FT19249JPV34	TRFS PAYMENTS	100.00
06/09/19	FT19249D1X0L	TRFS PAYMENTS	200.00
06/09/19	FT19252S87YN	TRFS PAYMENTS	300.00
02/10/19	FT19275LKP89	TRFS PAYMENTS	300.00
03/10/19	FT19276FFBPY	TRFS PAYMENTS	50.00
03/10/19	FT19276M5HWX	TRFS PAYMENTS	100.00
03/10/19	FT192763GH50	TRFS PAYMENTS	200.00
30/10/2019	FT19303RLWW2	TRFS	300.00
01/11/19	FT19305CR0PK	TRFS	50.00
01/11/19	FT19305SRKB1	TRFS	100.00
01/11/19	FT19305XNPDQ	TRFS	200.00
28/11/2019	FT19332S6TFL	TRFS	50.00
28/11/2019	FT19332JK0J6	TRFS	100.00
28/11/2019	FT19332N2C6F	TRFS	200.00
28/11/2019	FT19332N2CC7T	TRFS	300.00
23/12/2019	FT19357C1C14	TRFS	300.00
24/12/2019	FT1935845M1B	TRFS	50.00
24/12/2019	FT1935866D06	TRFS	100.00
24/12/2019	FT193589ZC46	TRFS	200.00
28-03-2020	FT20059V98B7	TRFS	30.00
02/3/2020	FT200625TRPK	TRFS	280.00
20/3/2020	FT200802N9KB	TRFS	280.00
12/05/20	FT20133L7FCH	TRFS	280.00
04/06/20	FT20156ND8K8	TRFS	280.00
26-06-2020	FT201181W2HFL	TRFS	280.00
		TOTAL	3,687,806.00
APPENDIX III			
PAYMENTS IN BANK STATEMENT NOT IN CASHBOOK AS AT 30TH JUNE 2020			
DATE	CHQ NO.	PARTICULARS	AMOUNT(KSH)
30-01-2019	FT190303CR98	Everlyne Otuke	12,600.00
43500	FT19092117VY	Japhet Mworira	46,400.00
43500	FT19094C06F4	Erastus Kwanya	690,600.00
2/4/2019		Sephone Ombach	52,500.00
		TOTAL	802,100.00
APPENDIX IV			
RECEIPTS IN CASHBOOK NOT IN BANK STATEMENT AS AT 30TH JUNE 2020			
DATE	VOUCHER NO.	PARTICULARS	AMOUNT(KSH)
12/2/2019		TOTAL O/C	100.00
2/12/2019		Centurion Engineers	(0.35)
4/6/2020		Muga Electrical	57,307.85
4/6/2020		Nolands Engineering	144,057.10
4/6/2020		Ganuni Construction ltd	310,456.00
4/6/2020		Seven fourteen	1,187,420.00
4/6/2020		Judson Construction	522,530.00
4/6/2020		Tamam Construction	627,955.50
3-Jul-20	FT20185GTWV	TRFS Payments	45,000.80
		Withholding Tax	
3-Jul-20	FT20185WY0BK	TRFS Payments	64,984.00
		Withholding Tax	
3-Jul-20	FT20185Q831N	TRFS Payments	83,441.10
		Withholding Tax	
3-Jul-20	FT20185T95LK	TRFS Payments	130,000.00

		Withholding Tax	
3-Jul-20	FT201856QWN9	TRFS Payments	130,000.00
		Withholding Tax	
3-Jul-20	FT2018576CVJ	TRFS Payments	130,000.00
		Withholding Tax	
3-Jul-20	FT20185L5D4M	TRFS Payments	325,434.50
		Withholding Tax	
3-Jul-20	FT201853MJQP	TRFS Payments	360,000.00
		Withholding Tax	
3-Jul-20	FT20185X114T	TRFS Payments	1,203,591.20
		Withholding Tax	
3-Jul-20	FT20185TKRF3	TRFS Payments	3,622,779.70
		Withholding Tax	
3-Jul-20	FT20185JNRXC	TRFS Payments	4,259,995.00
		Withholding Tax	
3-Jul-20	FT201854T38L	TRFS Payments	6,547,000.00
		Withholding Tax	
		TOTAL	19,752,052.40
CHECK			
BANK STATEMENT BALANCE			90,955,936.55
APPENDIX 1			(1,134,795.65)
APPENDIX 2			(3,687,806.00)
APPENDIX 3			802,100.00
APPENDIX 4			19,752,052.40
CASH BOOK BALANCE			106,687,487.30
CHECK			
COMPUTER			106,687,487.30
CASH BOOK			106,687,487.30
BALANCE			-

Prepared By *Kamau*
 Simon Kamau.....