


REPUBLIC OF KENYA




Paper laid
By the leader
of party, for
Aden
Dred
on Tuesday
17/11/20
[Signature]



KENYA NATIONAL AUDIT OFFICE

REPORT



OF



THE AUDITOR-GENERAL

ON

**THE FINANCIAL STATEMENTS OF
CONSTITUENCIES DEVELOPMENT FUND
MALAVA CONSTITUENCY**

**FOR THE YEAR ENDED
30 JUNE 2014**



REPUBLIC OF KENYA

Telephone: +254-20-342330
Fax: +254-20-311482
E-Mail: oag@oagkenya.go.ke
Website: www.kenao.go.ke



P.O. Box 30084-00100
NAIROBI

OFFICE OF THE AUDITOR-GENERAL

REPORT OF THE AUDITOR-GENERAL ON CONSTITUENCIES DEVELOPMENT FUND – MALAVA CONSTITUENCY FOR THE YEAR ENDED 30 JUNE 2014

REPORT ON THE FINANCIAL STATEMENTS

I have audited the accompanying financial statements of Constituencies Development Fund – Malava Constituency set out on pages 4 to 21, which comprise the statement of financial assets and liabilities as at 30 June 2014, and the statement of receipts and payments, summary statement of appropriation and statement of cash flows for the year then ended, and a summary of significant accounting policies and other explanatory information in accordance with the provisions of Article 229 of the Constitution of Kenya and Section 8 of the Public Audit Act, 2003. I have obtained all the information and explanations which, to the best of my knowledge and belief, were necessary for the purpose of the audit.

Management's Responsibility for the Financial Statements

The Management is responsible for the preparation and fair presentation of these financial statements in accordance with the International Public Sector Accounting Standards (Cash Basis) and for such internal controls as management determines is necessary to enable the preparation of financial statements that are free from material misstatement, whether due to fraud or error.

The management is also responsible for the submission of the financial statements to the Auditor-General in accordance with the provisions of Section 7 of the Public Audit Act, 2003.

Auditor-General's Responsibility

My responsibility is to express an opinion on these financial statements based on the audit and report in accordance with the provisions of Section 9 of the Public Audit Act, 2003 and submit the audit report in compliance with Article 229(7) of the Constitution of Kenya. The audit was conducted in accordance with the International Standards on Auditing. Those Standards require compliance with ethical requirements and that the audit be planned and performed to obtain reasonable assurance about whether the financial statements are free from material misstatement.

An audit involves performing procedures to obtain audit evidence about the amounts and disclosures in the financial statements. The procedures selected depend on the auditor's judgement, including the assessment of the risks of material misstatement of the financial statements, whether due to fraud or error. In making those risk assessments, the auditor considers internal control relevant to the entity's preparation and fair presentation of the financial statements in order to design audit procedures that are appropriate in the circumstances, but not for the purpose of expressing an opinion on the effectiveness of the Fund's internal control. An audit also includes evaluating the appropriateness of accounting policies used and the reasonableness of accounting estimates made by management, as well as evaluating the overall presentation of the financial statements.

I believe that the audit evidence obtained is sufficient and appropriate to provide a basis for my adverse audit opinion.

Basis for Adverse Opinion

1. Cash and Cash Equivalents

The statement of assets and liabilities reflects cash and cash equivalents balance of Kshs.8,972,184.47 as at 30 June 2014. However, reflected in the bank reconciliation statements are unrepresented cheques amounting to Kshs.370,392.00 which relate to the period 2010 to 2013 and are stale. Further, payments amounting to Kshs.337,000.00 made by the bank during the year 2006 also remain outstanding and unaccounted for.

Consequently, it has not been possible to confirm the accuracy of the cash and cash equivalents balance of Kshs. 8,972,184.47 as at 30 June 2014.

2. Transfer to Other Government Entities

The statement of receipts and payments reflects Fund disbursements totalling Kshs.48,971,312.80 to various institutions to implement proposed projects during the year ended 30 June 2014. However, Project Management Committee (PMC) returns and inspection reports were not made available for audit review to confirm fund utilization.

In the circumstances, it has not been possible to ascertain whether the funds were utilized for the purpose intended and properly accounted for as at 30 June 2014.

Adverse Opinion

In my Opinion, because of the significance of the matters discussed in the Basis for Adverse Opinion paragraph, the financial statements do not present fairly, the financial position of the Malava CDF as at 30 June 2014, and of its financial performance and its cash flows for the year then ended, in accordance with

International Public Sector Accounting Standards and do not fully comply with Constituency Development Fund (CDF) Act, 2013.

Other Matter

Going Concern

The High Court of Kenya in its ruling on Petition 71 of 2013 held that the Constituencies Development Fund Act 2013 establishing the Constituency Development Fund since enactment of the Constitution of Kenya 2010 was unconstitutional rendering the existence of the fund illegal. It is not clear whether legislation providing for the fund will be in place within the period given by the High court of twelve months for the fund to continue existing.

As a result, the Going Concern status of the Malava Constituency Development Fund is doubtful. My opinion is not qualified in respect to this matter.



Edward R. O. Ouko, CBS
AUDITOR-GENERAL

Nairobi

23 June 2015



30TH SEPTEMBER 2014

CONSTITUENCIES DEVELOPMENT FUND – MALAVA

REPORTS AND FINANCIAL STATEMENTS

**FOR THE FINANCIAL YEAR ENDED
JUNE 30, 2014**

Prepared in accordance with the Cash Basis of Accounting Method under the International Public Sector Accounting Standards (IPSAS)



CONSTITUENCIES DEVELOPMENT FUND – MALAVA CONSTITUENCY
Reports and Financial Statements
For the year ended June 30, 2014 (Kshs'000)

Table of Content	Page
I. KEY CONSTITUENCY INFORMATION AND MANAGEMENT	1
II. STATEMENT OF CONSTITUENCY MANAGEMENT RESPONSIBILITIES	3
III. STATEMENT OF RECEIPTS AND PAYMENTS	4
IV. STATEMENT OF FINANCIAL ASSETS AND LIABILITIES.....	5
V. CASH FLOW STATEMENT	6
VI. TRIAL BALANCE.....	7
VII: SUMMARY STATEMENT OF APPROPRIATION	8
VIII. SIGNIFICANT ACCOUNTING POLICIES	9
IX. NOTES TO THE FINANCIAL STATEMENTS	11



I. KEY CONSTITUENCY INFORMATION AND MANAGEMENT

(a) Background information

The Constituencies Development Fund (CDF) was set up under the CDF Act, 2003 now repealed by the CDF Act, 2013. The CDF Act 2013 aligns the Fund with the Constitution of Kenya 2010 and the Public Finance Management Act 2012 that lay emphasis on citizen participation in public finance management and decision making, transparency and accountability together with equity in public resource utilization. The overall management of the Fund is the responsibility of the Constituencies Development Fund Board.

(b) Key Management

The *Constituency's* day-to-day management is under the following key organs:

- i. Constituencies Development Fund Board (CDFB)
- ii. Constituency Development Fund Committee (CDFC)

(c) Fiduciary Management

The key management personnel who held office during the financial year ended 30th June 2014 and who had direct fiduciary responsibility were:

No.	Designation	Name
1.	Chief Executive Officer	Yusuf Mbuno
2.	Fund Account Manager	Mary Gorretti Machuma Wanjala
3.	District Accountant	Eric Okoth Ochuka

(d) Fiduciary Oversight Arrangements

List the CDFC as gazzetted

	Name	Membership Category	Position
1	Mr. Nelson Mukonyole Katavachi	Man Nominee (Youth)	Member
2	Mr. Henry Barasa Anaswa	Man Nominee	Member
3	Mr. Benson Kakani Sunguti	Man Nominee	Chairman
4	M/s Christine Chebet Sholle	Woman Nominee (Youth)	Member
5	Mrs. Edith Berita Wanyama	Woman Nominee	Member
6	Mrs. Jerusa Namale Ombunga	Woman Nominee	Member
7	Mr. Moses Kenyatta Wasike	Person with Disability	Member
8	Mr. Sylvan Kaitori Lambala	Nominee from NGO	Member
9	Deputy County Commissioner	Officer of the National Government	Member
10	Fund Account Manager	Officer of the CDF Board	Secretary



CONSTITUENCIES DEVELOPMENT FUND – MALAVA CONSTITUENCY
Reports and Financial Statements
For the year ended June 30, 2014 (Kshs'000)

(e) Constituency Headquarters

Provide box and physical address of the constituency CDF office

P.O. Box 281-50103
Constituency Office Building
Before Malava Market - Off Kakamega Webuye Road
Malava, KENYA

(f) Constituency Contacts

Provide telephone number and email of the constituency CDF office

Telephone: (254) N/A
E-mail: cdfmalava@cdf.go.ke
Website: N/A

(g) Constituency Bankers

Constituency CDF main banker (provide the bank, branch, account number and address)

1. Co operative Bank of Kenya
Kakamega Branch
A/C No. 01141165163100

(h) Independent Auditors

Auditor General
Kenya National Audit Office
Anniversary Towers, University Way
P.O. Box 30084
GOP 00100
Nairobi, Kenya

(i) Principal Legal Adviser

The Attorney General
State Law Office
Harambee Avenue
P.O. Box 40112
City Square 00200
Nairobi, Kenya



CONSTITUENCIES DEVELOPMENT FUND – MALAVA CONSTITUENCY

Reports and Financial Statements

For the year ended June 30, 2014 (Kshs'000)

II. STATEMENT OF CONSTITUENCY MANAGEMENT RESPONSIBILITIES

Section 81 (1) of the Public Finance Management Act, 2012 requires that, at the end of each financial year, the accounting officer for a national government entity shall prepare financial statements in respect of that entity. Section 81 (3) requires the financial statements so prepared to be in a form that complies with relevant accounting standards as prescribed by the Public Sector Accounting Standards Board of Kenya from time to time.

The Fund Account Manager in charge of the **Malava CDF** is responsible for the preparation and presentation of the Constituency's financial statements, which give a true and fair view of the state of affairs of the Constituency as at the end of the financial year ended on June 30, 2014. This responsibility includes: (i) maintaining adequate financial management arrangements and ensuring that these continue to be effective throughout the reporting period; (ii) maintaining proper accounting records, which disclose with reasonable accuracy at any time the financial position of the constituency; (iii) designing, implementing and maintaining internal controls relevant to the preparation and fair presentation of the financial statements, and ensuring that they are free from material misstatements, whether due to error or fraud; (iv) safeguarding the assets of the constituency; (v) selecting and applying appropriate accounting policies; and (vi) making accounting estimates that are reasonable in the circumstances.

The Fund Account Manager in charge of the **Malava CDF** accepts responsibility for the **Constituency's** financial statements, which have been prepared on the Cash Basis Method of Financial Reporting, using appropriate accounting policies in accordance with International Public Sector Accounting Standards (IPSAS) and relevant legal framework of the Government of Kenya. The Fund Account Manager is of the opinion that the **Malava CDF** financial statements give a true and fair view of the state of Constituency's transactions during the financial year ended June 30, 2014, and of the Constituency's financial position as at that date. The Fund Account Manager in charge of the **Malava CDF** further confirms the completeness of the accounting records maintained for the Constituency, which have been relied upon in the preparation of the Constituency financial statements as well as the adequacy of the systems of internal financial control.


The Fund Account Manager in charge of the **Malava CDF** confirms that the entity has complied fully with applicable Government Regulations and that the Constituency's funds received during the year under audit were used for the eligible purposes for which they were intended and were properly accounted for. Further the Fund Account Manager confirms that the Constituency's financial statements have been prepared in a form that complies with relevant accounting standards prescribed by the Public Sector Accounting Standards Board of Kenya.

Approval of the financial statements

The **MALAVA CDF** financial statements were approved and signed on 19.08.2014.



Mr. Benson Kakani Sunguti
Chairman - CDFC



Mary Gorretti Machuma Wanjala
Fund Account Manager

**FUND ACCOUNT MANAGER
MALAVA CDF.**




CONSTITUENCIES DEVELOPMENT FUND – MALAVA CONSTITUENCY
Reports and Financial Statements
For the year ended June 30, 2014 (Kshs'000)

III. STATEMENT OF RECEIPTS AND PAYMENTS

	Note	2013-2014	2012-2013
		Kshs	Kshs
RECEIPTS			
Transfers from CDF board-AIEs' Received	1	87,954,477.90	
Proceeds from Sale of Assets	2	-	
Other Receipts	3	-	
TOTAL RECEIPTS		87,954,477.90	-
PAYMENTS			
Compensation of Employees	4	1,625,800.00	
Use of goods and services	5	1,962,946.00	
Committee meeting allowances	6	3,377,600.00	
Transfers to Other Government Units	7	48,971,312.80	
Other grants and transfers	8	23,000,526.00	
Social Security Benefits	9	62,400.00	
Acquisition of Assets	10	-	
Other Payments	11	-	
TOTAL PAYMENTS		79,000,584.80	-
SURPLUS/DEFICIT		8,953,893.10	xxx

The accounting policies and explanatory notes to these financial statements form an integral part of the financial statements. The MALAVACDF financial statements were approved on **19.08.2014** and signed by:



Mr. Benson Kakani Sunguti
Chairman - CDFC

**FUND ACCOUNT MANAGER
 MALAVA C.D.F.**



Mary Gorretti Machuma Wanjala
Fund Account Manager



CONSTITUENCIES DEVELOPMENT FUND – MALAVA CONSTITUENCY
Reports and Financial Statements
For the year ended June 30, 2014 (Kshs'000)

IV. STATEMENT OF FINANCIAL ASSETS AND LIABILITIES

	Note	2013-2014 Kshs	2012-2013 Kshs
FINANCIAL ASSETS			
Cash and Cash Equivalents			
Bank Balances (as per the cash book)	12	8,972,184.47	
Cash Balances (sale of tenders,hire of grader)	13	0	
Outstanding Imprests	14	0	
Cash Equivalents (eg sale of tender doc held in bankers cheque)	15	0	
TOTAL FINANCIAL ASSETS		8,972,184.47	
REPRESENTED BY			
Fund balance b/fwd 1st July...	16	18,291.37	
Surplus/Deficit for the year		8,953,893.10	
Prior year adjustments	17	0	
NET LIABILITIES		8,972,184.47	

The accounting policies and explanatory notes to these financial statements form an integral part of the financial statements. The MALAVA CDF financial statements were approved on **19.08.2014** and signed by:



Mr. Benson Kakani Sunguti
Chairman - CDFC

**FUND ACCOUNT MANAGER
 MALAVA C.D.F.**



Mary Gorretti Machuma Wanjala
Fund Account Manager



1950

1951

1952



CONSTITUENCIES DEVELOPMENT FUND – MALAVA CONSTITUENCY

Reports and Financial Statements


For the year ended June 30, 2014 (Kshs'000)

V. CASH FLOW STATEMENT

	Note	2013-2014 Kshs		2012-2013 Kshs
Receipts for operating Activities				
Transfers from the CDF Board	1	87,954,477.90		xxx
Other Revenues	3	————— -	87,954,477.90	xxx
Payments for operating expenses				
Compensation of Employees	4	1,625,800.00		xxx
Use of goods and services	5	1,962,946.00		xxx
Committee Expenses	6	3,377,600.00		xxx
Transfers to Other Government Units	7	48,971,312.80		xxx
Other grants and transfers	8	23,000,526.00		xxx
Social Security Benefits	9	62,400.00		xxx
Other Expenses	11	————— -	79,000,584.80	xxx
Adjusted for:				
Adjustments during the year			Xxx	xxx
Net cashflow from operating activities(a)			8,953,893.10	xxx
CASHFLOW FROM INVESTING ACTIVITIES				
Proceeds from Sale of Assets	2	-		xxx
Acquisition of Assets	10	-		xxx
Net cash flows from Investing Activities (b)			-	xxx
CASHFLOW FROM FINANCING ACTIVITIES				
Net cash flow from financing activities (c)		-	-	xxx
NET INCREASE/ IN CASH AND CASH EQUIVALENT (a+b+c)=d			8,953,893.10	xxx
Cash and cash equivalent at BEGINNING of the year (e)	16	18,291.37		xxx
Cash and cash equivalent at END of the year (d+e)		8,972,184.47	8,972,184.47	xxx



Mr. Benson Kakani Sunguti
Chairman - CDFC


FUND ACCOUNT MANAGER
MALAVA C.D.F.

Mary Gorretti Machuma Wanjala
Fund Account Manager




CONSTITUENCIES DEVELOPMENT FUND – MALAVA CONSTITUENCY**Reports and Financial Statements****For the year ended June 30, 2014 (Kshs'000)****VI. TRIAL BALANCE**

		RECEIPTS	PAYMENTS
	Description	2013 - 2014	2013 - 2014
		Kshs	Kshs
Previous years balance	2012-13 B/F balance	18,291.37	-
Allocation from the CDF Board	AIE NO... A711816	52,663,637.50	-
Allocation from the CDF Board	AIE NO... A709911	2,000,000.00	-
Allocation from the CDF Board	AIE NO... A735511	33,290,840.40	-
Compensation of Employees	4	-	1,625,800.00
Use of goods and services	5	-	1,962,946.00
Committee Expenses	6	-	3,377,600.00
Transfers to Other Government Units	7	-	48,971,312.80
Other grants and transfers	8	-	23,000,526.00
Social Security Benefits	9	-	62,400.00
cash book balance at end of year		-	8,972,184.47
TOTAL		87,972,769.27	87,972,769.27



Mr. Benson Kakani Sunguti
Chairman - CDFC

**FUND ACCOUNT MANAGER
MALAVA C.D.F.**



Mary Gorretti Machuma Wanjala
Fund Account Manager





Reports and Financial Statements
For the year ended June 30, 2014 (Kshs'000)


VII: SUMMARY STATEMENT OF APPROPRIATION

Revenue/Expense Item	Original Budget (approved allocations for FY 2013/14) a	Adjustments (includes re allocations and previous year 2012/13 balance b/d) b	Final Budget c= a+b	Actual on Payments d	Budget Utilisation Difference e=c-d	% of Utilisation Difference to Final Budget f=d/c %
Compensation of Employees	1,386,300	621,380	2,007,680	1,625,800	381,880	81
Use of goods and services	2,914,161	2,300,001	5,214,162	1,962,946	3,528,176	32
Committee Expenses	3,174,130	2,163,243	5,368,573	3,377,600	1,682,813	63
Subsidies						
Transfers to Other Government Units	51,232,759	36,001,800	87,234,559	48,971,313	38,263,246	56
Other grants and transfers	29,457,351	11,593,150	41,050,501	23,000,526	18,049,975	56
Social Security Benefits	62,400	0	62,400	62,400	0	100
Acquisition of Assets	0	0	0	0	0	0
Other Payments	0	0	0	0	0	0
TOTALS	88,227,101	52,679,574	140,937,875	79,000,585	61,906,090	56

The MALAVACDF financial statements were approved on 19.08.2014 and signed by


Mr. Benson Kakani Sunguti
Chairman - CDFC

**FUND ACCOUNT MANAGER
MALAVA C.D.F.**

Mary Gorretti Machuma Wanjala
Fund Account Manager



CONSTITUENCIES DEVELOPMENT FUND - MALAVA CONSTITUENCY

Reports and Financial Statements

For the year ended June 30, 2014 (Kshs'000)

VIII. SIGNIFICANT ACCOUNTING POLICIES

The principle accounting policies adopted in the preparation of these financial statements are set out below:

a) Statement of compliance and basis of preparation

The financial statements have been prepared in accordance with and comply with International Public Sector Accounting Standards (IPSAS) with particular emphasis on Cash Basis Financial Reporting under the Cash Basis of Accounting and relevant legal framework of the Government of Kenya. The financial statements comply with and conform to the form of presentation prescribed by the Public Sector Accounting Standards Board of Kenya.

The financial statements are presented in Kenya Shillings, which is the functional and reporting currency of the Constituency and all values are rounded to the nearest thousand (Kshs'000). The accounting policies adopted have been consistently applied to all the years presented.

The financial statements have been prepared on the cash basis following the Government's standard chart of accounts. The cash basis of accounting recognises transactions and events only when cash is received or paid by the Constituency.

b) Recognition of revenue and expenses


The Constituency recognises all revenues from the various sources when the event occurs and the related cash has actually been received by the Constituency. In addition, the Constituency recognises all expenses when the event occurs and the related cash has actually been paid out by the Constituency.

c) In-kind contributions

In-kind contributions are donations that are made to the Constituency in the form of actual goods and/or services rather than in money or cash terms. These donations may include vehicles, equipment or personnel services. Where the financial value received for in-kind contributions can be reliably determined, the Constituency includes such value in the statement of receipts and payments both as revenue and as an expense in equal and opposite amounts; otherwise, the contribution is not recorded.

d) Cash and cash equivalents

Cash and cash equivalents comprise cash on hand and cash at bank, short-term deposits on call and highly liquid investments with an original maturity of three months or less, which are readily convertible to known amounts of cash and are subject to insignificant risk of changes in value. Bank account balances include amounts held at various commercial banks at the end of the financial year. For the purposes of these financial statements, cash and cash equivalents also include short term cash imprests and advances to authorised public officers and/or institutions which were not surrendered or accounted for at the end of the financial year.



CONSTITUENCIES DEVELOPMENT FUND – MALAVA CONSTITUENCY
Reports and Financial Statements
For the year ended June 30, 2014 (Kshs'000)

SIGNIFICANT ACCOUNTING POLICIES (Continued)

e) Receivables and payables

Receivables are funds due to the Constituency at the end of the financial year from the CDF Board and other sources but not yet received while payables are funds due to other parties at the end of the financial year but not yet paid. As receivables and payables do not involve the receipt or payment of cash in the reporting period, they are recorded as 'memorandum' or 'off-balance' items to provide a sense of the overall net cash position of the Constituency at the end of the year. When the receivables or payables are finally settled, such payments are included in the statement of receipts and payments in the year in which the payments are made.

f) Budget

The budget is developed on the same accounting basis (cash basis), the same accounts classification basis, and for the same period as the financial statements. The Constituency's budget was approved as required by Law and as detailed in the Government of Kenya Budget Printed Estimates. A high-level assessment of the Constituency's actual performance against the comparable budget for the financial year under review has been included in an annex to these financial statements.

g) Comparative figures

This is the first year the Constituency is preparing financial statements and hence we do not have comparative figures.

h) Subsequent events

There have been no events subsequent to the financial year end with a significant impact on the financial statements for the year ended June 30, 2014.



CONSTITUENCIES DEVELOPMENT FUND – MALAVA CONSTITUENCY

Reports and Financial Statements

For the year ended June 30, 2014 (Kshs'000)


IX. NOTES TO THE FINANCIAL STATEMENTS

1. TRANSFERS FROM CDF BOARD

	Description	2013 - 2014	2012 - 2013
		Kshs	Kshs
Normal Allocation	AIE NO... A711816	52,663,637.50	0
	AIE NO... A709911	2,000,000.00	0
	AIE NO... A735511	33,290,840.40	0
			0
Conditional grants	AIE NO...	-	0
	AIE NO...	-	
	TOTAL	87,954,477.90	0

2. PROCEEDS FROM SALE OF NON-FINANCIAL ASSETS

	2013 – 2014	2012 – 2013
	Kshs	Kshs
Receipts from the Sale of Buildings		
Receipts from the Sale of Vehicles and Transport Equipment		
Receipts from the Sale Plant Machinery and Equipment		
Receipts from Sale of office and general equipment		
Total	-	




CONSTITUENCIES DEVELOPMENT FUND – MALAVA CONSTITUENCY**Reports and Financial Statements****For the year ended June 30, 2014 (Kshs'000)***NOTES TO THE FINANCIAL STATEMENTS (Continued)***3. OTHER REVENUES**

	2013 - 2014	2012 - 2013
	Kshs	Kshs
Interest Received	-	0
Rents	-	0
Sale of Tender Documents	-	0
Other Receipts Not Classified Elsewhere	-	0
Total	-	0

4. COMPENSATION OF EMPLOYEES

	2013 - 2014	2012 - 2013
	Kshs	Kshs
Basic wages of contractual employees	1,625,800	0
Basic wages of casual labour	0	0
Personal allowances paid as part of salary		
House allowance	-	0
Transport allowance	-	0
Leave allowance	-	0
Other personnel payments	-	0
Gratuity	-	0
Total	1,625,800	0



CONSTITUENCIES DEVELOPMENT FUND – MALAVA CONSTITUENCY

Reports and Financial Statements

For the year ended June 30, 2014 (Kshs'000)


NOTES TO THE FINANCIAL STATEMENTS (Continued)

5. USE OF GOODS AND SERVICES

ITEM	2013 - 2014	2012 - 2013
	Kshs	Kshs
Utilities, supplies and services	6,960.00	0
Electricity	5,850.00	0
Water and Sewerage Expenses	-	0
Gas Expenses	-	0
Office rent	-	0
Communication, supplies and services	265,830.00	0
Domestic travel and subsistence	-	0
Printing, advertising and information supplies & services	12,570.00	0
Rentals of produced assets	-	0
Training expenses	-	0
Hospitality supplies and services	146,012.00	0
Insurance costs	-	0
Specialized materials and services	182,900.00	0
Office and general supplies and services	410,023.00	0
Fuel oil & lubricants	261,550.00	0
Other operating expenses	28,965.00	0
Contracted Technical Services	-	0
Routine maintenance – vehicles and other transport equipment	504,986.00	0
Routine maintenance – other assets	137,300.00	0
Total	1,962,946.00	0

6. COMMITTEE EXPENSES

Description	2013 - 2014	2012 - 2013
	Kshs	Kshs
Other committee expenses	2,918,600.00	0
Committee allowance	459,000.00	0
	3,377,600.00	0



CONSTITUENCIES DEVELOPMENT FUND – MALAVA CONSTITUENCY
Reports and Financial Statements
For the year ended June 30, 2014 (Kshs'000)

NOTES TO THE FINANCIAL STATEMENTS (Continued)

7. TRANSFER TO OTHER GOVERNMENT ENTITIES

Description	2013 – 2014	2012 - 2013
	Kshs	Kshs
Transfers to Primary Schools	9,154,042.00	0
Transfers to Secondary Schools	26,477,620.80	0
Transfers to Tertiary Institutions	10,903,462.00	0
Transfers to Health Institutions	2,436,188.00	0
TOTAL	48,971,312.80	0

8. OTHER GRANTS AND OTHER PAYMENTS

	2013 - 2014	2012 – 2013
	Kshs	Kshs
Bursary – Secondary	2,212,203	0
Bursary – Tertiary	16,462,000	0
Bursary – Special Schools	205,000	0
Mocks & Cats	1,000,000	0
Water	0	0
Agriculture (food security)	0	0
Electricity projects	0	0
Security	0	0
Roads	2,908,773	0
Sports	52,550	0
Environment	160,000	0
Emergency Projects	0	0
Total	23,000,526	0

9. SOCIAL SECURITY BENEFITS

	2013 - 2014	2012 - 2013
	Kshs	Kshs
Employer contribution to NSSF	62,400.00	0
Total	62,400.00	0

CONSTITUENCIES DEVELOPMENT FUND – MALAVA CONSTITUENCY**Reports and Financial Statements****For the year ended June 30, 2014 (Kshs'000)***NOTES TO THE FINANCIAL STATEMENTS (Continued)***10. ACQUISITION OF ASSETS**

Non Financial Assets	2013 - 2014	2012 - 2013
	Kshs	Kshs
Purchase of Buildings	-	0
Construction of Buildings	-	0
Refurbishment of Buildings	-	0
Purchase of Vehicles	-	0
Purchase of Bicycles & Motorcycles	-	0
Overhaul of Vehicles	-	0
Purchase of Office Furniture and fittings	-	0
Purchase of computers, printers and other IT equipment	-	0
Purchase of photocopier	-	0
Purchase of other office equipment	-	0
Purchase of soft ware	-	0
Acquisition of Land	-	0
Total	0	0

11. OTHER PAYMENTS

12. Bank Balances (cash book bank balance)

Name of Bank, Account No. & currency	2013 - 2014	2012 - 2013
	Kshs	Kshs
Cooperative Bank, Kakamega Branch A/C no. 01141165163100	8,972,184.47	0
Total	8,972,184.47	0



THE UNIVERSITY OF CHICAGO LIBRARY

THE UNIVERSITY OF CHICAGO LIBRARY

CONSTITUENCIES DEVELOPMENT FUND – MALAVA CONSTITUENCY

Reports and Financial Statements

For the year ended June 30, 2014 (Kshs'000)

NOTES TO THE FINANCIAL STATEMENTS (Continued)

13. CASH IN HAND

	2013 - 2014	2012 - 2013
	Kshs	Kshs
Location 1	Xxx	Xxx
Location 2	Xxx	Xxx
Location 3	Xxx	Xxx
Other Locations (<i>specify</i>)	Xxx	Xxx
Total	Xxx	Xxx

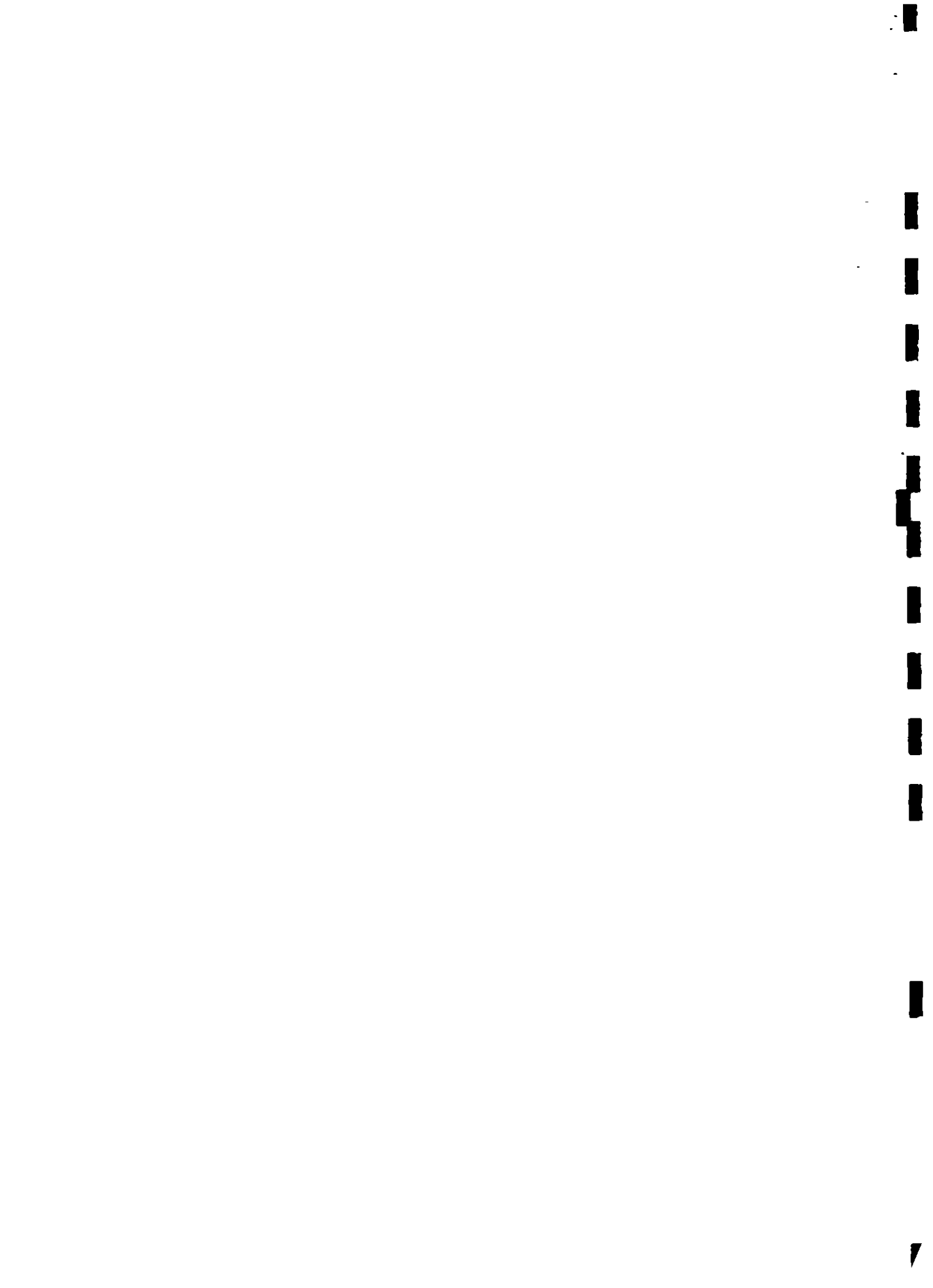
[Provide cash count certificates for each]

14. OUTSTANDING IMPRESTS

<i>Name of Officer or Institution</i>	<i>Amount Taken</i>	<i>Amount Surrendered</i>	<i>Balance</i>
	Kshs	Kshs	Kshs
<i>Name of Officer or Institution</i>	xxx	xxx	Xxx
<i>Name of Officer or Institution</i>	xxx	xxx	Xxx
<i>Name of Officer or Institution</i>	xxx	xxx	Xxx
<i>Name of Officer or Institution</i>	xxx	xxx	Xxx
<i>Name of Officer or Institution</i>	xxx	xxx	Xxx
<i>Name of Officer or Institution</i>	xxx	xxx	Xxx
Total			Xxx

15. Cash equivalents (short-term deposits)

Name of Bank, Account No. & currency	Amount in foreign currency	Exchange rate	2013 - 2014	2012 - 2013
			Kshs	Kshs
<i>Describe the nature of deposit</i>	Xxx	xxx	xxx	xxx
<i>Describe the nature of deposit</i>	Xxx	xxx	xxx	xxx
<i>Describe the nature of deposit</i>	Xxx	xxx	xxx	xxx
<i>Describe the nature of deposit</i>	Xxx	xxx	xxx	xxx
Total			xxx	xxx



CONSTITUENCIES DEVELOPMENT FUND – MALAVA CONSTITUENCY

Reports and Financial Statements

For the year ended June 30, 2014 (Kshs'000)

NOTES TO THE FINANCIAL STATEMENTS (Continued)

16. BALANCES BROUGHT FORWARD

	2013 - 2014	2012 - 2013
	Kshs	Kshs
Bank accounts	18,291.37	-
Cash in hand	0	-
Cash equivalents (short-term deposits)	0	-
Imprest	0	-
Total	18,291.37	-

[Provide short appropriate explanations as necessary]


17. PRIOR YEAR ADJUSTMENTS

	2013 - 2014	2012 - 2013
	Kshs	Kshs
Bank accounts	Xxx	-
Cash in hand	Xxx	-
Cash equivalents (short-term deposits)	Xxx	-
Imprest	Xxx	-
Total		-

18. OTHER IMPORTANT DISCLOSURES

18.1 FIXED ASSETS REGISTER

	Asset Name/Description	Asset Tag No	Serial No.	Acquisition Date	Purchase Cost (ksh)	Current Condition
1	Monitor - HP Compaq		3CQ9523WWQ	2010	CDF Board	Serviceable
2	Laptop - HP 530	Comp 018	CNB822WNJ8	6/6/2006	65,000	Serviceable
3	Monitor - HP L1710	Comp 018	CND8070C78	19.03.2009		Serviceable
4	Monitor - HP L1710	Comp 018	CND8080RWN	19.03.2009		Serviceable
5	Monitor - HP L1710	Comp 022	CND8130PLH	19.03.2009		Serviceable
6	CPU - HP Pro	Comp 003	CZC0052KP3	Feb 2010	CDF Board	Serviceable
7	Monitor - Xcess	Comp 005	N/A	19.03.2009		Serviceable



THE UNIVERSITY OF CHICAGO LIBRARY

UNIVERSITY OF CHICAGO LIBRARY

CONSTITUENCIES DEVELOPMENT FUND – MALAVA CONSTITUENCY

Reports and Financial Statements


For the year ended June 30, 2014 (Kshs'000)

NOTES TO THE FINANCIAL STATEMENTS (Continued)

	Asset Name/Description	Asset Tag No	Serial No.	Acquisition Date	Purchase Cost (ksh)	Current Condition
8	CPU - HP Compaq	Comp 021	ZAB82002HD	19/03/2009	60,000	Serviceable
9	CPU - HP Compaq	Comp 015	ZAB82002XG	19/03/2009	60,000	Serviceable
10	CPU - HP Compaq	Comp 021	ZAB820038R	19/03/2009	60,000	Serviceable
11	Computer Table-CD 209	Comp 041	N/A	27.07.2012	8,120	Sound
12	Computer Table-CD 808	Comp 042	N/A	27.07.2012	8,745	Sound
13	Tables With Drawers - Two sided 3 drawers	FF003		10/3/2005	3,000	Serviceable
14	Conference Tables	FF004		10/3/2005	12,995	Serviceable
15	Tables With Drawers	FF013		10/3/2005	2,000	Serviceable
16	Tables With Drawers - One side 3 drawers	FF014		10/3/2005	3,000	Serviceable
17	Ordinary Office Desk - Double Drawers	FF017		10/3/2005	9,998	Serviceable
18	Ordinary Office Desk - Single Drawer	FF023		10/3/2005	5,598	Serviceable
19	Conference Tables	FF037		10/3/2005	12,995	Serviceable
20	Tables With Drawers - One side 3 drawers	FF038		10/3/2005	3,000	Serviceable
21	Printer - HP Laserjet P2055	Comp002	CNCJH39592	17.06.2005	CDF Board	Serviceable
22	Printer - HP Laserjet P2055d		CNCJZZ7799	2012	24,999	Sound
23	Printer - HP Deskjet 3845	Comp 010	TH4C8180ZJ	2008	15,660	Serviceable
24	Plastic Chairs	100	0	3/2/2012	68,000	Sound
25	Land -CDF office One acre	S/Kabras/ bushu 3042	-	14/06/2006	400,000	Serviceable
26	Power Max Car Washing Machine		PW24/2.3 No. 0423110176	23/4/2012	80,000	Sound
27	Hot Cold Dispenser	Disp 001		3/2/2012	16,395	Sound
28	Ramtons Dispenser Fridge	Disp 002		3/2/2012	19,295	Sound
29	Secretary Chair	FF021		10/3/2005	4,737	Serviceable
30	Metal Office Chairs Without Arms	FF005		10/3/2005	2,014	Serviceable
31	Metal Office Chairs Without Arms	FF006		10/3/2005	2,014	Serviceable
32	Metal Office Chairs Without Arms	FF007		10/3/2005	2,014	Serviceable
33	Metal Office Chairs Without Arms	FF008		10/3/2005	2,014	Serviceable
34	Metal Office Chairs Without Arms	FF009		10/3/2005	2,014	Serviceable
35	Metal Office Chairs Without Arms	FF010		10/3/2005	2,014	Serviceable
36	Metal Office Chairs Without Arms	FF018		10/3/2005	2,014	Serviceable
37	Metal Office Chairs Without Arms	FF019		10/3/2005	2,014	Serviceable
38	Metal Office Chairs Without Arms	FF020		10/3/2005	2,014	Serviceable
39	Metal Office Chairs Without Arms	FF022		10/3/2005	2,014	Serviceable
40	Metal Office Chairs Without Arms	FF027		10/3/2005	2,014	Serviceable
41	Metal Office Chairs Without Arms	FF028		10/3/2005	2,014	Serviceable
42	Metal Office Chairs Without Arms	FF029		10/3/2005	2,014	Serviceable
43	Metal Office Chairs Without Arms	FF030		10/3/2005	2,014	Serviceable
44	Metal Office Chairs Without Arms	FF031		10/3/2005	2,014	Serviceable

02

THE UNIVERSITY OF CHICAGO LIBRARY



CONSTITUENCIES DEVELOPMENT FUND - MALAVA CONSTITUENCY

Reports and Financial Statements

For the year ended June 30, 2014 (Kshs'000)

NOTES TO THE FINANCIAL STATEMENTS (Continued)

	Asset Name/Description	Asset Tag No	Serial No.	Acquisition Date	Purchase Cost (ksh)	Current Condition
45	Metal Office Chairs Without Arms	FF032		10/3/2005	2,014	Serviceable
46	Metal Office Chairs Without Arms	FF033		10/3/2005	2,014	Serviceable
47	Metal Office Chairs Without Arms	FF034		10/3/2005	2,014	Serviceable
48	Metal Office Chairs Without Arms	FF035		10/3/2005	2,014	Serviceable
49	4 Drawer Steel Cabinets	FF001		10/3/2005	8,254	Serviceable
50	4 Drawer Steel Cabinets	FF011		10/3/2005	8,254	Serviceable
51	4 Drawer Steel Cabinets	FF012		10/3/2005	8,254	Serviceable
52	4 Drawer Steel Cabinets	FF016		10/3/2005	8,254	Serviceable
53	4 Drawer Steel Cabinets	FF024		23/6/2010	8,254	Serviceable
54	6 Ft.3 Shelf Steel Cupboard	FF037		10/3/2005	12,995	Serviceable
55	4 Drawer Steel Cabinet	FF041		23/6/2010	13,995	Serviceable
56	4 Drawer Steel Cabinet	FF042		10/3/2005	13,995	Serviceable
57	Land Rover (Defender) - 110	GKA 309U		15/01/2010	4,468,950	Serviceable
58	Kyocera Photocopy	PCOPY 001		9/12/2011	168,500	Serviceable
59	L.G FRIDGE	REFR 001		3/2/2012	49,995	Serviceable
60	Scan Jet G2410	Scan.001		9/12/2012	23,800	Serviceable
61	Scan Jet G2410	Scan.002		9/12/2012	23,800	Serviceable
62	Constituency Office building			31/01/2012	19,000,000	Serviceable

18.2 RECEIVABLES FROM CDF BOARD AND OTHER RECEIVABLES

RECEIVABLES FROM THE BOARD	
AMOUNT	FINANCIAL YEAR
52,936,260.60	2013/14
700,000.00	2006/07
OTHER RECEIVABLES (SPECIFY)	

53,636,260.60


18.3 PAYABLES

	Kshs	Kshs
	Xxx	xxx
	Xxx	xxx
	Xxx	xxx



CONSTITUENCIES DEVELOPMENT FUND – MALAVA CONSTITUENCY**Reports and Financial Statements****For the year ended June 30, 2014 (Kshs'000)***NOTES TO THE FINANCIAL STATEMENTS (Continued)***18.4 FUNDS DUE TO PROJECTS**

S/No.	Project Name	Allocations (Ksh.)
1	Administration/Recurrent Expenditures	3,956,896.00
2	Monitoring & Evaluation/Capacity Building	1,635,973.00
3	Sports Activities	1,124,887.00
4	Environmental Activities	968,240.07
5	Emergency	3,968,097.00
6	Strategic Plan	1,800,000.00
7	Education Bursary/Exams & Tests	2,301,539.00
8	Kabras Disabled Centre	244,243.00
9	Bukhakunga Primary School	600,000.00
10	Emusali Primary School	300,000.00
11	Fubuye Primary	387,500.00
12	Hamutua Primary School	500,000.00
13	Lukala Primary School	200,000.00
14	Lukhokho Primay School	281,312.00
15	Lusumu K' Primary School	600,000.00
16	Makuche Primary School	676,800.00
17	Malava Primary School	1,300,000.00
18	Mavusi Primary School	500,000.00
19	Mwikhupo Primary School	25,000.00
20	Namushiya Primary School	600,000.00
21	Nguvuli Primary School	300,000.00
22	Sambuli Primary School	679,700.00
23	Shanda Primary School	200,000.00
24	Shihome Primary School	600,000.00
25	Shikokhwe Primary School	300,000.00
26	Shipala Primary School	600,000.00
27	Silungai Primary School	1,000,000.00
28	St. Martin Primary School	200,000.00
29	Tumbeni Primary School	1,207,000.00
30	Bukhakunga Secondary School	700,000.00
31	Friends Secondary School Vashele	200,000.00
32	Kakunga Girls Secondary School	1,500,000.00
33	Lugusi Secondary School	3,207,840.00
34	Lukala Secondary school	300,000.00
35	Lwanda K' Secondary School	2,000,000.00
36	Lwandeti Secondary School	1,000,000.00
37	Mahira Secondary School	1,000,000.00



Faint, illegible text at the top of the page, possibly a header or title.



Faint, illegible text located in the lower-left quadrant of the page.

Faint, illegible text located in the lower-right quadrant of the page.


Faint, illegible text at the bottom of the page, possibly a footer or page number.

CONSTITUENCIES DEVELOPMENT FUND – MALAVA CONSTITUENCY**Reports and Financial Statements****For the year ended June 30, 2014 (Kshs'000)***NOTES TO THE FINANCIAL STATEMENTS (Continued)*

S/No.	Project Name	Allocations (Ksh.)
38	Malava Girls Secondary School	1,000,000.00
39	Matete Secondary School	977,725.00
40	Matsakha Secondary School	2,000,000.00
41	Mukhonje K' Secondary School	117,900.00
42	Namagara Secondary School	1,000,000.00
43	Namanja Secondary School	200,000.00
44	Shandiche Secondary School	300,000.00
45	Silungai Girls Secondary School	600,000.00
46	Silungai Secondary School	550,000.00
47	St. Mary Goretti Kalenda Gilrs Secondary School	700,000.00
48	St. Teresa Isanjiro Girls Secondary School	600,000.00
49	St.Mary's Shihome Secondary School	2,500,000.00
50	Tombo Secondary School	1,800,000.00
51	Cheptuli Youth Polytechnic	141,645.00
52	Chombeli Youth Polytechnic	170,363.00
53	Kimang'eti Youth Polytechnic	462,752.00
54	Malava Youth Polytechnic	56,289.00
55	Shivanga Youth Polytechnic	220,490.00
56	Malava District Hospital	1,808,810.00
57	Silungai Bridge	116,725.00
58	Malava Malichi road	91,227.00
59	Imbiakalo Dispensary	150,000.00
60	Kimang'eti Dispensary	1,660,809.00
61	Mayuge Dispensary	1,120,690.00
62	Mukavakava Dispensary	1,120,690.00
63	Shihome Dispensary	1,120,690.00
64	Constituency office	4,356,613.00
	TOTAL	61,908,445.07

18.5 DISBURSEMENTS FROM THE BOARD

AIE NO.	AMOUNT	FINANCIAL YEAR
A711816	52,663,637.50	2012/13
A709911	2,000,000.00	2013/14
A735511	33,290,840.40	2013/14
	87,954,477.90	



ANNEX I

LEDDGER FOR NOTES TO THE FINANCIAL STATEMENTS - NUMBERS 4 TO 9



1950



1950

1950

MALAVA CONSTITUENCY DEVELOPMENT FUND

P.O BOX 281-50103, MALAVA

PAYMENTS FROM 01.07.2013 TO 30.06.2014

4 COMPENSATION OF EMPLOYEES CODE: 2110201

DATE	PAYEE	PV NO	CHQ NO	AMOUNT	
01.08.2013	Christine Muyaka	400997	2541	60,291.00	
01.08.2013	Felistus Mukonyi	400997	2542	58,980.00	
01.08.2013	Francis Wamalika	400997	2544	62,100.00	
01.08.2013	Nelly Naliaka	400997	2545	42,750.00	
01.08.2013	Michael Sayia	400997	2546	55,720.00	
01.08.2013	MakawuLumbasi	400997	2547	50,740.00	
01.08.2013	Rosemary Makale	400997	2548	35,100.00	
01.08.2013	Jeremiah Mukaisi	400997	2549	24,000.00	
01.08.2013	Miriam Shinachi	400997	2550	15,160.00	
01.08.2013	Jane Mutili	400997	2551	29,560.00	
01.08.2013	Nathan lumbasi	400997	2552	15,160.00	449,561.00
01.08.2013	Felistus Mukonyi	400999	2558	15,545.00	
01.08.2013	Michael Sayia	400999	2559	13,930.00	
01.08.2013	Nathan lumbasi	400999	2562	7,580.00	
01.08.2013	Miriam Shinachi	400999	2569	7,580.00	
01.08.2013	Jane Mutili	400999	2570	14,780.00	
01.08.2013	MakawuLumbasi	400999	2571	13,930.00	73,345.00
28.08.2013	Felistus Mukonyi	401012	2613	15,545.00	
28.08.2013	Michael Sayia	401012	2614	13,930.00	
28.08.2013	MakawuLumbasi	401012	2615	13,930.00	
28.08.2013	Miriam Shinachi	401012	2616	7,580.00	
28.08.2013	Jane Mutili	401012	2617	14,780.00	
28.08.2013	Nathan lumbasi	401012	2618	7,580.00	73,345.00
24.09.2013	Felistus Mukonyi	401024	2653	15,545.00	
24.09.2013	Michael Sayia	401024	2654	13,930.00	
24.09.2013	MakawuLumbasi	401024	2655	13,930.00	
24.09.2013	Miriam Shinachi	401024	2656	7,580.00	
24.09.2013	Jane Mutili	401024	2657	14,780.00	
24.09.2013	Nathan lumbasi	401024	2658	7,580.00	
24.09.2013	Ian Madaga	401024	2660	13,930.00	87,275.00
30.10.2013	Felistus Mukonyi	401030	2675	15,545.00	
30.10.2013	Miriam Shinachi	401030	2678	7,580.00	
30.10.2013	Jane Mutili	401030	2679	14,780.00	
30.10.2013	Nathan lumbasi	401030	2680	7,580.00	
30.10.2013	Ian Madaga	401030	2681	13,930.00	
31.10.2013	Michael Sayia	401030	2682	13,930.00	
31.10.2013	MakawuLumbasi	401030	2683	13,930.00	87,275.00
20.11.2013	Felistus Mukonyi	401035	2700	15,545.00	
20.11.2013	Michael Sayia	401035	2701	13,930.00	
20.11.2013	MakawuLumbasi	401035	2702	13,930.00	
20.11.2013	Miriam Shinachi	401035	2703	7,580.00	
20.11.2013	Jane Mutili	401035	2704	14,780.00	
20.11.2013	Nathan lumbasi	401035	2705	7,580.00	
20.11.2013	Ian L. Madaga	401035	2706	13,930.00	87,275.00
18.12.2013	Felistus Mukonyi	401050	2738	15,545.00	
18.12.2013	Michael Sayia	401050	2739	13,930.00	
18.12.2013	MakawuLumbasi	401050	2740	13,930.00	
18.12.2013	Miriam Shinachi	401050	2741	7,580.00	
18.12.2013	Jane Mutili	401050	2742	14,780.00	



Faint, illegible text at the top of the page.

Faint, illegible text in the upper middle section.

at

Faint, illegible text in the middle section.

Faint, illegible text at the bottom of the page.

MALAVA CONSTITUENCY DEVELOPMENT FUND

P.O BOX 281-50103, MALAVA

PAYMENTS FROM 01.07.2013 TO 30.06.2014

4 COMPENSATION OF EMPLOYEES

CODE: 2110201

DATE	PAYEE	PV NO	CHQ NO	AMOUNT	
18.12.2013	Nathan lumbasi	401050	2743	7,580.00	
18.12.2013	Ian L. Madaga	401050	2744	13,930.00	87,275.00
23.01.2014	Felistus Mukonyi	401065	2761	15,545.00	
23.01.2014	Michael Sayia	401065	2762	13,930.00	
23.01.2014	MakawuLumbasi	401065	2764	13,930.00	
23.01.2014	Miriam Shinachi	401065	2765	7,580.00	
23.01.2014	Jane Mutili	401065	2766	14,780.00	
23.01.2014	Nathan lumbasi	401065	2767	7,580.00	
23.01.2014	Ian L. Madaga	401065	2768	13,930.00	87,275.00
27.02.2014	Felistus Mukonyi	401093	3037	15,545.00	
27.02.2014	Michael Saya	401093	3038	13,930.00	
27.02.2014	Makawu Lumbasi	401093	3039	13,930.00	
27.02.2014	Miriam Shinachi	401093	3040	7,580.00	
27.02.2014	Jane Mutili	401093	3041	14,780.00	
27.02.2014	Nathan L. Lumbasi	401093	3042	7,580.00	
27.02.2014	Ian L. Madaga	401093	3043	13,930.00	87,275.00
25.03.2014	Felistus Mukonyi	401108	3075	15,545.00	
25.03.2014	Michael Saya	401108	3076	13,930.00	
25.03.2014	Makawu Lumbasi	401108	3077	13,930.00	
25.03.2014	Miriam Shinachi	401108	3078	7,620.00	
25.03.2014	Jane Mutili	401108	3079	14,780.00	
25.03.2014	Nathan L. Lumbasi	401108	3080	7,620.00	
25.03.2014	Ian L. Madaga	401108	3081	13,930.00	87,355.00
29.04.2014	Felistus Mukonyi	401129	3104	15,545.00	
29.04.2014	Michael Saya	401129	3105	13,930.00	
29.04.2014	Makawu Lumbasi	401129	3106	13,930.00	
29.04.2014	Miriam Shinachi	401129	3107	7,620.00	
29.04.2014	Jane Mutili	401129	3108	14,780.00	
29.04.2014	Nathan L. Lumbasi	401129	3109	7,620.00	
29.04.2014	Ian L. Madaga	401129	3110	13,930.00	87,355.00
29.05.2014	Felistus Mukonyi	401145	3140	14,665.00	
29.05.2014	Michael Saya	401145	3141	13,230.00	
29.05.2014	Makawu Lumbasi	401145	3142	13,230.00	
29.05.2014	Miriam Shinachi	401145	3143	7,340.00	
29.05.2014	Jane Mutili	401145	3144	14,020.00	
29.05.2014	Nathan L. Lumbasi	401145	3145	7,340.00	
29.05.2014	Ian L. Madaga	401145	3146	13,230.00	83,055.00
27.06.2014	Felistus Mukonyi	401159	3329	14,665.00	
27.06.2014	Michael Saya	401159	3330	13,230.00	
27.06.2014	Makawu Lumbasi	401159	3331	13,230.00	
27.06.2014	Miriam Shinachi	401159	3332	7,340.00	
27.06.2014	Jane C. Mutili	401159	3333	14,020.00	
27.06.2014	Nathan L. Lumbasi	401159	3334	7,340.00	
27.06.2014	Ian L. Madaga	401159	3335	13,230.00	83,055.00
	SUBTOTAL				1,460,721.00



Page 1 of 1



Faint, illegible text spanning the width of the page, possibly a header or a line of data.

Faint text at the bottom left corner.

Faint text at the bottom center.

Faint text at the bottom right corner.

MALAVA CONSTITUENCY DEVELOPMENT FUND
P.O BOX 281-50103, MALAVA

PAYMENTS FROM 01.07.2013 TO 30.06.2014

4 COMPENSATION OF EMPLOYEES

CODE: 2110201

DATE	PAYEE	PV NO	CHQ NO	AMOUNT	
18.12.2013	Nathan lumbasi	401050	2743	7,580.00	
18.12.2013	Ian L. Madaga	401050	2744	13,930.00	87,275.00
23.01.2014	Felistus Mukonyi	401065	2761	15,545.00	
23.01.2014	Michael Sayia	401065	2762	13,930.00	
23.01.2014	MakawuLumbasi	401065	2764	13,930.00	
23.01.2014	Miriam Shinachi	401065	2765	7,580.00	
23.01.2014	Jane Mutili	401065	2766	14,780.00	
23.01.2014	Nathan lumbasi	401065	2767	7,580.00	
23.01.2014	Ian L. Madaga	401065	2768	13,930.00	87,275.00
27.02.2014	Felistus Mukonyi	401093	3037	15,545.00	
27.02.2014	Michael Saya	401093	3038	13,930.00	
27.02.2014	Makawu Lumbasi	401093	3039	13,930.00	
27.02.2014	Miriam Shinachi	401093	3040	7,580.00	
27.02.2014	Jane Mutili	401093	3041	14,780.00	
27.02.2014	Nathan L. Lumbasi	401093	3042	7,580.00	
27.02.2014	Ian L. Madaga	401093	3043	13,930.00	87,275.00
25.03.2014	Felistus Mukonyi	401108	3075	15,545.00	
25.03.2014	Michael Saya	401108	3076	13,930.00	
25.03.2014	Makawu Lumbasi	401108	3077	13,930.00	
25.03.2014	Miriam Shinachi	401108	3078	7,620.00	
25.03.2014	Jane Mutili	401108	3079	14,780.00	
25.03.2014	Nathan L. Lumbasi	401108	3080	7,620.00	
25.03.2014	Ian L. Madaga	401108	3081	13,930.00	87,355.00
29.04.2014	Felistus Mukonyi	401129	3104	15,545.00	
29.04.2014	Michael Saya	401129	3105	13,930.00	
29.04.2014	Makawu Lumbasi	401129	3106	13,930.00	
29.04.2014	Miriam Shinachi	401129	3107	7,620.00	
29.04.2014	Jane Mutili	401129	3108	14,780.00	
29.04.2014	Nathan L. Lumbasi	401129	3109	7,620.00	
29.04.2014	Ian L. Madaga	401129	3110	13,930.00	87,355.00
29.05.2014	Felistus Mukonyi	401145	3140	14,665.00	
29.05.2014	Michael Saya	401145	3141	13,230.00	
29.05.2014	Makawu Lumbasi	401145	3142	13,230.00	
29.05.2014	Miriam Shinachi	401145	3143	7,340.00	
29.05.2014	Jane Mutili	401145	3144	14,020.00	
29.05.2014	Nathan L. Lumbasi	401145	3145	7,340.00	
29.05.2014	Ian L. Madaga	401145	3146	13,230.00	83,055.00
27.06.2014	Felistus Mukonyi	401159	3329	14,665.00	
27.06.2014	Michael Saya	401159	3330	13,230.00	
27.06.2014	Makawu Lumbasi	401159	3331	13,230.00	
27.06.2014	Miriam Shinachi	401159	3332	7,340.00	
27.06.2014	Jane C. Mutili	401159	3333	14,020.00	
27.06.2014	Nathan L. Lumbasi	401159	3334	7,340.00	
27.06.2014	Ian L. Madaga	401159	3335	13,230.00	83,055.00
	SUBTOTAL				1,460,721.00



MALAVA CONSTITUENCY DEVELOPMENT FUND

P.O BOX 281-50103, MALAVA

PAYMENTS FROM 01.07.2013 TO 30.06.2014

4 COMPENSATION OF EMPLOYEES CODE: 2110201

DATE	PAYEE	PV NO	CHQ NO	AMOUNT	
01.08.2013	Paymaster General	400997	2555	21,071.00	
01.08.2013	Paymaster General	400999	2565	3,503.00	
28.08.2013	Paymaster General	401012	2621	3,503.00	
24.09.2013	Paymaster General	401024	2661	4,053.00	
30.10.2013	Paymaster General	401030	2671	4,053.00	
20.11.2013	Paymaster General	401035	2697	4,053.00	
18.12.2013	Paymaster General	401050	2736	4,053.00	
23.01.2014	Paymaster General	401065	2758	4,053.00	
27.02.2014	Paymaster General	401093	3035	4,053.00	
25.03.2014	Paymaster General	401108	3074	4,053.00	
29.04.2014	Paymaster General	401129	3103	4,053.00	
29.05.2014	Paymaster General	401145	3138	4,053.00	
27.06.2014	Paymaster General	401159	3327	4,053.00	68,607.00
01.08.2013	N.H.I.F	400997	2556	5,240.00	
01.08.2013	N.H.I.F	400999	2563	1,720.00	
28.08.2013	N.H.I.F	401012	2620	1,720.00	
24.09.2013	N.H.I.F	401024	2663	2,040.00	
30.10.2013	N.H.I.F	401030	2673	2,040.00	
20.11.2013	N.H.I.F	401035	2696	2,040.00	
18.12.2013	N.H.I.F	401050	2735	2,040.00	
23.01.2014	N.H.I.F	401065	2759	2,040.00	
27.02.2014	N.H.I.F	401093	3034	2,040.00	
25.03.2014	N.H.I.F	401108	3072	1,960.00	
29.04.2014	N.H.I.F	401129	3101	1,960.00	
29.05.2014	N.H.I.F	401145	3137	1,960.00	
27.06.2014	N.H.I.F	401159	3326	1,960.00	28,760.00
01.08.2013	HEL.B	400997	2557	16,928.00	
01.08.2013	HEL.B	400999	2566	4,232.00	
28.08.2013	HEL.B	401012	2622	4,232.00	
24.09.2013	HEL.B	401024	2664	4,232.00	
30.10.2013	HEL.B	401030	2674	4,232.00	
20.11.2013	HEL.B	401035	2699	4,232.00	
18.12.2013	HEL.B	401050	2737	4,232.00	
23.01.2014	HEL.B	401065	2760	4,232.00	
27.02.2014	HEL.B	401093	3036	4,232.00	
25.03.2014	HEL.B	401108	3073	4,232.00	
29.04.2014	HEL.B	401129	3102	4,232.00	
29.05.2014	HEL.B	401145	3139	4,232.00	
27.06.2014	HEL.B	401159	3328	4,232.00	67,712.00
	TOTAL			1,625,800.00	



MALAVA CONSTITUENCY DEVELOPMENT FUND

5 USE OF GOODS AND SERVICES

DATE	PAYEE	PV NO	CHQ NO	AMOUNT	ITEM CODE	2210100	2210101	2210200	2210500	2210800	2211000	2211000
						Utilities, supplies and services	Electricity	Communication, supplies and services	Printing, advertising and information supplies & services	Hospitality supplies and services	Specialised materials and services	Office and general supplies and services
1	01.08.2013	Julika Automobiles	400979	2553	50,000.00	0						
2	01.08.2013	CMC Motors Group Ltd	400998	2567	216,369.00							
3	01.08.2013	Mary G.M. Wanjala	401021	2568	130,000.00			16,050	1,000	14,890		30,260
4	14.08.2013	Mary G.M. Wanjala	401007	2572	70,000.00				50	2,250		
5	16.08.2013	Worf Tech .co.ltd	401006	2582	128,700.00							128,700
6	28.08.2013	Mary G.M. Wanjala	401008	2612	96,000.00			26,000	1,200	6,394		5,606
7	03.09.2013	Worf Tech .co.ltd	401014	2626	92,000.00							
8	18.09.2013	C.M.C Motors Group Ltd	401019	2637	57,989.00							
9	24.09.2013	Mary G.M. Wanjala	401038	2647	200,000.00			29,940	1,200	15,839		5,021
10	11.10.2013	Mary G.M. Wanjala	401035	2665	46,000.00		800	16,000	1,200	14,200		1,200
11	30.10.2013	Mary G.M. Wanjala	401048	2669	90,000.00							52,200
12	30.10.2013	CMC Motors Group Ltd	401031	2670	65,318.00							
13	19.11.2013	Julika Automobiles	401032	2684	50,000.00							
14	19.11.2013	Mary G.M. Wanjala	401047	2694	46,000.00			16,500		3,640		17,860
15	04.12.2013	Julika Automobiles	401046	2721	30,000.00							
16	11.12.2013	Mary G.M. Wanjala	401055	2726	106,000.00			16,500	1,200	6,600		
17	18.12.2013	C.M.C Motors Group Ltd	401053	2733	63,380.00							
18	13.01.2014	Mary G. M Wanjala	401068	2749	150,000.00		1,600	17,500	1,200	13,669		18,381
19	13.01.2014	Worf Tech .co.ltd	401059	2750	45,300.00							
20	29.01.2014	Mary G. M Wanjala	401096	2775	195,000.00			34,840	720	5,190		7,600
21	07.02.2014	Julika Automobiles	401083	2795	50,000.00							
22	27.02.2014	Mary G. M Wanjala	401095	3045	90,000.00					25,167		18,333
23	27.02.2014	Mary G. M Wanjala	401104	3046	251,000.00			16,500	1,200	11,668		2,267
24	20.03.2014	Mary G.M. Wanjala	401105	3062	83,000.00			7,000				50,000
25	20.03.2014	CMC Motors Group Ltd	401100	3064	101,930.00							
26	21.03.2014	Mary G. M Wanjala	401120	3068	230,000.00							
27	11.04.2014	Mary G.M. Wanjala	401121	3083	41,000.00	6,960	1,700	16,500	600		182,900	3,300
28	17.04.2014	Postal Corporation of Kenya	401099	3089	6,960.00							
29	29.04.2014	Mary G. M Wanjala	401150	3099	148,000.00				1,800	14,778		44,272
30	12.05.2014	Julika Automobiles	401139	3120	50,000.00							
31	20.05.2014	Mary G. M Wanjala	401160	3135	86,000.00		1,750	17,500	1,200	3,620		7,930
32	30.06.2014	Mary G.M Wanjala	401161	3147	50,000.00			16,500		8,107		11,593
33	30.06.2014	Mary G.M Wanjala	401162	3319	50,000.00			18,500				5,500

MALAVA CONSTITUENCY DEVELOPMENT FUND

5

USE OF GOODS AND SERVICES

					ITEM CODE	2210100	2210101	2210200	2210500	2210800	2211000	221
	DATE	PAYEE	PV NO	CHQ NO	AMOUNT	Utilities, supplies and services	Electricity	Communication, supplies and services	Printing, advertising and information supplies & services	Hospitality supplies and services	Specialised materials and services	Office & general supplies services
34	01.08.2013	Mary G.M . Wanjala	401011	2568	70,000.00							
35	28.08.2013	Mary G.M . Wanjala	401008	2612	50,000.00							
36	30.10.2013	Mary G.M . Wanjala	401042	2669	135,000.00							
37	19.11.2013	Mary G.M . Wanjala	401054	2694	100,000.00							
38	18.12.2013	Mary G.M . Wanjala	401056	2745	100,000.00							
39	13.01.2014	Mary G. M Wanjala	401097	2749	100,000.00							
40	27.02.2014	Mary. G.M Wanjala	401103	3032	160,000.00							
41	20.03.2014	Mary G.M . Wanjala	401122	3062	100,000.00							
42	21.03.2014	Mary G. M Wanjala	401119	3068	100,000.00							
43	11.04.2014	Mary G.M . Wanjala	401146	3083	150,000.00							
44	29.04.2014	Mary G. M Wanjala	401148	3099	100,000.00							
45	29.04.2014	Mary G. M Wanjala	401147	3111	230,000.00							
46	29.04.2014	Golf Hotel Kakamega	401133	3112	45,220.00							
47	29.04.2014	Golf Hotel Kakamega	401133	3113	19,380.00							
48	20.05.2014	Mary G. M Wanjala	401164	3135	200,000.00							
49	30.06.2014	Mary G.M Wanjala	401165	3147	100,000.00							
50	30.06.2014	Mary G.M Wanjala	401168	3319	30,000.00							
51	30.06.2014	Mary G.M Wanjala	401164	3319	385,000.00							
		TOTAL			5,340,546.00	6,960	5,850	265,830	12,570	146,012	182,900	410

MALAVA CONSTITUENCY DI

			2211200	2211300	2220100	2220200	
	DATE	PAYEE	Fuel ,oil & lubricants	Other operating expenses	Routine maintenance – vehicles and other transport equipment	Routine maintenance – other assets	TOTAL FOR NOTE. 5
1	01.08 2013	Julika Automobiles	50,000				
2	01 08 2013	CMC Motors Group Ltd			216,369		
3	01 08 2013	Mary G M Wanjala	1,300				
4	14 08 2013	Mary G M Wanjala		700			
5	16 08 2013	Worf Tech co ltd					
6	28 08 2013	Mary G M Wanjala	5,600	200			
7	03 09 2013	Worf Tech co ltd				92,000	
8	18 09 2013	C M C Motors Group Ltd			57,989		
9	24 09 2013	Mary G M Wanjala					
10	11 10 2013	Mary G M Wanjala	9,100				
11	30 10 2013	Mary G M Wanjala	200				
12	30.10 2013	CMC Motors Group Ltd			5,318		
13	19 11 2013	Julika Automobiles	50,000				
14	19 11 2013	Mary G M Wanjala		200			
15	04 12 2013	Julika Automobiles	30,000				
16	11 12 2013	Mary G M Wanjala	1,000	200			
17	18 12 2013	C M C Motors Group Ltd			63,380		
18	13 01 2014	Mary G M Wanjala	2,450				
19	13 01 2014	Worf Tech co ltd				45,300	
20	29.01 2014	Mary G M Wanjala	800				
21	07 02 2014	Julika Automobiles	50,000				
22	27 02 2014	Mary G M Wanjala					
23	27 02 2014	Mary G M Wanjala	7,100	3,665			
24	20 03 2014	Mary G M Wanjala					
25	20 03 2014	CMC Motors Group Ltd			101,930		
26	21 03 2014	Mary G M Wanjala					
27	11.04 2014	Mary G M Wanjala	2,000	17,500			
28	17 04 2014	Postal Corporation of Kenya					
29	29 04 2014	Mary G M Wanjala	2,000	1,500			
30	12 05 2014	Julika Automobiles	50,000				
31	20 05 2014	Mary G M Wanjala					
32	30 06 2014	Mary G M Wanjala					
33	30 06 2014	Mary G M Wanjala		5,000			

			2211200	2211300	2220100	2220200	
	DATE	PAYEE	Fuel ,oil & lubricants	Other operating expenses	Routine maintenance - vehicles and other transport equipment	Routine maintenance - other assets	TOTAL FOR NOTE. 5
34	01 08 2013	Mary G M Wanjala					
35	28 08 2013	Mary G M Wanjala					
36	30 10 2013	Mary G M Wanjala					
37	19 11 2013	Mary G M Wanjala					
38	18 12 2013	Mary G M Wanjala					
39	13 01 2014	Mary G M Wanjala					
40	27 02 2014	Mary G M Wanjala					
41	20 03 2014	Mary G M Wanjala					
42	21 03 2014	Mary G M Wanjala					
43	11 04 2014	Mary G M Wanjala					
44	29 04 2014	Mary G M Wanjala					
45	29 04 2014	Mary G M Wanjala					
46	29 04 2014	Golf Hotel Kakamega					
47	29 04 2014	Golf Hotel Kakamega					
48	20 05 2014	Mary G M Wanjala					
49	30 06 2014	Mary G M Wanjala					
50	30 06 2014	Mary G M Wanjala					
51	30 06 2014	Mary G M Wanjala					
		TOTAL	261,550	28,965	564,986	137,300	1,962,946

6. Committee meeting allowances

			2210802	2210809	
	DATE	PAYEE	Other committee expenses	Committee allowance	TOTAL FOR NOTE 6
1	01 08 2013	Julika Automobiles			
2	01 08 2013	CMC Motors Group Ltd			
3	01 08 2013	Mary G M Wanjala	66,500		
4	14 08 2013	Mary G M Wanjala	10,000	57,000	
5	16 08 2013	Worf Tech co ltd	0	0	
6	28 08 2013	Mary G M Wanjala	51,000	0	
7	03 09 2013	Worf Tech co ltd	0	0	
8	18 09 2013	C M C Motors Group Ltd	0	0	
9	24 09 2013	Mary G M Wanjala	91,000	57,000	
10	11 10 2013	Mary G M Wanjala	3,500	0	
11	30 10.2013	Mary G.M Wanjala	37,600	0	
12	30.10 2013	CMC Motors Group Ltd	0	0	
13	19.11 2013	Julika Automobiles	0	0	
14	19 11 2013	Mary G M Wanjala	7,800	0	
15	04 12 2013	Julika Automobiles	0	0	
16	11 12 2013	Mary G M Wanjala	28,500	52,000	
17	18 12 2013	C M C Motors Group Ltd	0	0	
18	13 01 2014	Mary G M Wanjala	75,200	20,000	
19	13 01 2014	Worf Tech co ltd	0	0	
20	29 01 2014	Mary G M Wanjala	57,850	88,000	
21	07 02 2014	Julika Automobiles	0	0	
22	27 02 2014	Mary G M Wanjala	20,500	26,000	
23	27 02 2014	Mary G M Wanjala	126,600	82,000	
24	20 03 2014	Mary G M Wanjala	26,000	0	
25	20 03 2014	CMC Motors Group Ltd	0	0	
26	21 03 2014	Mary G M Wanjala	46,500	0	
27	11 04 2014	Mary G M Wanjala	0	0	
28	17 04 2014	Postal Corporation of Kenya	0	0	
29	29 04 2014	Mary G M Wanjala	31,650	52,000	
30	12 05 2014	Julika Automobiles	0	0	
31	20 05 2014	Mary G M Wanjala	29,000	25,000	
32	30 06 2014	Mary G M Wanjala	13,800	0	
33	30 06 2014	Mary G M Wanjala	21,000	0	

6. Committee meeting allowances

			2210802	2210809	
	DATE	PAYEE	Other committee expenses	Committee allowance	TOTAL FOR NOTE 6
34	01 08 2013	Mary G M Wanjala	70,000	0	
35	28 08 2013	Mary G M Wanjala	50,000	0	
36	30 10 2013	Mary G M Wanjala	135,000	0	
37	19.11 2013	Mary G M Wanjala	100,000	0	
38	18 12 2013	Mary G M Wanjala	100,000	0	
39	13 01 2014	Mary G M Wanjala	100,000	0	
40	27 02 2014	Mary G.M Wanjala	160,000	0	
41	20 03 2014	Mary G M . Wanjala	100,000	0	
42	21 03 2014	Mary G M Wanjala	100,000	0	
43	11 04.2014	Mary G M Wanjala	150,000	0	
44	29 04 2014	Mary G M Wanjala	100,000	0	
45	29 04 2014	Mary G M Wanjala	230,000	0	
46	29 04 2014	Golf Hotel Kakamega	45,220	0	
47	29 04 2014	Golf Hotel Kakamega	19,380	0	
48	20 05 2014	Mary G M Wanjala	200,000	0	
49	30 06 2014	Mary G M Wanjala	100,000	0	
50	30 06 2014	Mary G M Wanjala	30,000	0	
51	30 06.2014	Mary G M Wanjala	385,000	0	
		TOTAL	2,918,600	459,000	3,377,600

MALAVA CONSTITUENCY DEVELOPMENT FUND

P.O BOX 281-50103, MALAVA

PAYMENTS FROM 01.07.2013 TO 30.06.2014

7 TRANSFER TO OTHER GOVERNMENT ENTITIES CODE: 2630200

Transfers to Primary Sch.s - Code: 2630204

DATE	PAYEE	PV NO	CHQ NO	AMOUNT	
20.01.2014	Ifwetera Primary Sch.	401062	2753	396,200.00	
20.01.2014	Vashele Primary Sch.	401063	2754	70,150.00	
20.01.2014	Vamco Realtors - Fubuye Prim	401064	2755	23,200.00	
20.01.2014	Vamco Realtors - Makuche Prim	401064	2755	23,200.00	
07.02.2014	Bisunu Primary Sch.	401076	2791	200,000.00	
07.02.2014	Shamoni Primary Sch.	401070	2792	200,000.00	
07.02.2014	St.Antony Kakoyi Primary Sch.	401073	2793	200,000.00	
07.02.2014	Lukhokho 'k' Primary Sch.	401072	2796	250,000.00	
07.02.2014	Kimang'eti Primary Sch.	401071	2797	100,000.00	
27.02.2014	Samitsi Special Sch.	401086	3031	300,000.00	
05.03.2014	Nguvuli Primary	401089	3052	300,000.00	
21.03.2014	Comm. of Domestic Taxes - Stamp Duty - Chiliva prim	401106	3069	12,040.00	
21.03.2014	Comm. of Domestic Taxes - Stamp Duty - Ifwetera prim	401106	3069	7,020.00	
21.03.2014	Comm. of Domestic Taxes - Stamp Duty - Mwikhupo prim	401106	3069	12,080.00	
21.03.2014	Comm. of Domestic Taxes - Stamp Duty - Samitsi Special sch	401106	3069	13,040.00	
25.03.2014	Fubuye Primary Sch.	401109	3082	1,100,000.00	
17.04.2014	Makhwabuye Primary	401115	3090	600,000.00	
17.04.2014	Mahusi Primary	401112	3092	600,000.00	
17.04.2014	Emusali 'K' Primary	401114	3093	300,000.00	
17.04.2014	Ikoli Primary	401111	3094	540,512.00	
17.04.2014	Vamco Realtors - Mukhungula Prim	401116	3095	46,400.00	
12.05.2014	Sharambatsa Primary	401137	3115	300,000.00	
12.05.2014	Ifwetera Primary Sch.	401135	3116	700,000.00	
12.05.2014	Sambuli Primary - Nahason Makokha	401124	3121	600,000.00	
12.05.2014	Malekha Primary	401126	3124	600,000.00	
13.05.2014	Malimali Primary	401138	3126	591,500.00	
14.05.2014	Samitsi Special Sch.	401143	3132	500,000.00	
11.06.2014	District Surveyor - Fubuye Prim.	401154	3322	10,400.00	
11.06.2014	District Surveyor - Makuche Prim	401154	3322	15,400.00	
11.06.2014	District Surveyor - Sambuli Prim	401154	3322	17,600.00	
11.06.2014	District Surveyor - Mukhungula Prim	401154			
27.06.2014	Mukhungula Primary Sch.	401156	3338	515,000.00	9,154,042.00



1. The first part of the document is a list of names and titles.

2. The second part of the document is a list of names and titles.

3. The third part of the document is a list of names and titles.



Transfers to Secondary Sch.s - Code: 2630205

DATE	PAYEE	PV NO	CHQ NO	AMOUNT	
14.08.2013	Tande Secondary Sch. - M.G Wanjala	401044	2572	30,000.00	
16.08.2013	Tande Sec Sch - Omboki	401000	2573	1,171,180.00	
16.08.2013	Tande Sec Sch - Omboki (Tax)	401000	2575	34,650.00	
20.08.2013	Malava Boys High Sch.	401005	2585	2,000,000.00	
24.09.2013	Lugusi Secondary Sch.	401026	2651	792,160.00	
24.09.2013	Namagara Secondary Sch.	401016	2652	100,000.00	
28.11.2013	Tande Sec Sch - Omboki	401045	2717	1,208,020.00	
28.11.2013	Tande Sec Sch - Omboki (Tax)	401045	2720	35,740.00	
16.12.2013	Tande Sec Sch - Omboki	401049	2727	784,780.00	
16.12.2013	Tande Sec Sch - Omboki (Tax)	401049	2729	23,218.00	
13.01.2014	Tande Sec Sch - Omboki	401960	2751	113,986.00	
20.01.2014	Mutsuma Secondary Sch.	401061	2752	120,000.00	
07.02.2014	St. Mary Goretti Secondary Sch. Kalenda	401075	2790	200,000.00	
07.02.2014	Kimang'eti Girls Secondary Sch.	401074	2794	500,000.00	
07.02.2014	Shamberere Boys High Sch.	401084	2798	500,000.00	
07.02.2014	Malava Girls Secondary Sch.	401077	2799	3,000,000.00	
07.02.2014	Malava Boys High Sch.	401085	2800	1,300,000.00	
27.02.2014	Mugai Secondary Sch.	401087	3030	50,000.00	
05.03.2014	Shiandiche Secondary	401092	3049	300,000.00	
05.03.2014	Lwanda 'K' Secondary	401091	3050	500,000.00	
05.03.2014	Lwandeti Secondary Sch.	401090	3051	1,000,000.00	
11.03.2014	Shivanga Secondary Sch.	401098	3061	1,241,258.00	
21.03.2014	Mary G. M Wanjala	401128	3068	30,000.00	
21.03.2014	Comm. of Domestic Taxes - Stamp Duty - Matioli Sec	401106	3069	24,040.00	
11.04.2014	Tande Sec Sch - Omboki	401118	3084	1,426,192.00	
11.04.2014	Tande Sec Sch - Omboki (Tax)	401118	3086	42,195.00	
17.04.2014	Lukume Secondary	401113	3091	600,000.00	
17.04.2014	Vamco Realtors - St. Marygorett Kalelnda Girls sec	401116	3095	23,200.00	
17.04.2014	Lukume Secondary	401110	3096	1,000,000.00	
09.05.2014	Tande - Omboki Building Contractors	401172	3114	886,201.80	
12.05.2014	Vamco Realtors - Silungai Girls Sec	401136	3119	23,200.00	
12.05.2014	Matete Secondary - Norah I. Makunda	401125	3122	850,000.00	
12.05.2014	Bukhakunga Secondary	401123	3123	700,000.00	
12.05.2014	Bulupi Secondary	401110	3125	1,000,000.00	
13.05.2014	Namanja Secondary	401144	3127	1,000,000.00	
14.05.2014	Mukhonje Secondary	401140	3129	1,882,100.00	
14.05.2014	Kimang'eti Girls Secondary Sch.	401141	3130	300,000.00	
11.06.2014	District Surveyor - Matete Sec Sch	401154	3322	18,450.00	
11.06.2014	District Surveyor - St. Marygorett Kalelnda Girls sec	401154	3322	18,500.00	
11.06.2014	District Surveyor - Silungai Girls Sec	401154	3322	3,550.00	
27.06.2014	Friends Silungai Girls Secondary	401155	3336	945,000.00	
27.06.2014	St.MaryGoretti Girls Kalenda	401153	3337	700,000.00	26,477,620.80



Transfers to Tertiary Institutions - Code: 2630206

DATE	PAYEE	PV NO	CHQ NO	AMOUNT	
16.08.2013	Cheptuli YP - Wabomba	401001	2576	726,029.00	
16.08.2013	Cheptuli YP - Wabomba (Tax)	401001	2578	25,035.00	
16.08.2013	Shivanga YP - Malunga	401002	2579	860,490.00	
16.08.2013	Shivanga YP - Malunga (Tax)	401002	2581	29,672.00	
20.08.2013	Malava YP - Shirsamo	401009	2587	856,655.00	
20.08.2013	Malava YP - Shirsamo (Tax)	401009	2588	26,495.00	
29.08.2013	Chombeli YP - Osundwa	401013	2623	876,795.00	
29.08.2013	Chombeli YP - Osundwa (Tax)	401013	2624	25,941.00	
16.09.2013	Malava YP - Shirsamo	401018	2635	242,500.00	
16.09.2013	Malava YP - Shirsamo (Tax)	401018	2636	7,500.00	
18.09.2013	Malava YP - Shirsamo (Tax)	401020	2638	15,130.00	
18.09.2013	Malava YP - Shirsamo	401020	2640	571,250.00	
19.09.2013	Shivanga YP - Malunga	401022	2641	652,500.00	
19.09.2013	Shivanga YP - Malunga (Tax)	401022	2643	22,500.00	
19.09.2013	Cheptuli YP - Wabomba	401023	2644	652,500.00	
19.09.2013	Cheptuli YP - Wabomba (Tax)	401023	2646	22,500.00	
24.09.2013	Kimang'eti YP - Khemwakh	401025	2648	498,259.00	
24.09.2013	Kimang'eti YP - Khemwakh (Tax)	401025	2649	14,741.00	
25.10.2013	Chombeli YP - Osundwa	401029	2667	437,069.00	
25.10.2013	Chombeli YP - Osundwa (Tax)	401029	2668	12,931.00	
19.11.2013	Shivanga YP - Malunga	401036	2685	51,513.00	
19.11.2013	Shivanga YP - Malunga (Tax)	401036	2686	1,524.00	
19.11.2013	Kimang'eti YP - Khemwakh	401033	2688	157,345.00	
19.11.2013	Kimang'eti YP - Khemwakh (Tax)	401033	2689	4,655.00	
19.11.2013	Kimang'eti YP - Khemwakh	401034	2691	546,092.00	
19.11.2013	Kimang'eti YP - Khemwakh (Tax)	401034	2692	16,156.00	
21.11.2013	Shivanga YP - Malunga	401040	2707	355,405.00	
21.11.2013	Shivanga YP - Malunga (Tax)	401040	2708	10,238.00	
21.11.2013	Chombeli YP - Osundwa	401041	2709	522,183.00	
21.11.2013	Chombeli YP - Osundwa (Tax)	401041	2710	15,450.00	
21.11.2013	Cheptuli YP - Wabomba	401039	2713	531,939.00	
21.11.2013	Cheptuli YP - Wabomba (Tax)	401039	2715	15,737.00	
04.12.2013	Cheptuli YP - Wabomba	401043	2723	305,749.00	
04.12.2013	Cheptuli YP - Wabomba (Tax)	401043	2725	8,807.00	
23.01.2014	Shivanga YP - Malunga	401067	2756	220,427.00	
23.01.2014	Shivanga YP - Malunga	401066	2769	498,033.00	
23.01.2014	Shivanga YP - Malunga (Tax)	401066	2770	14,733.00	
23.01.2014	Chombeli YP - Osundwa	401067	2772	218,000.00	
23.01.2014	Chombeli YP - Osundwa (Tax)	401067	2773	6,300.00	
07.02.2014	Cheptuli YP - Wabomba	401023	2855	75,000.00	
27.02.2014	Cheptuli YP - Wabomba	401170	3048	89,627.00	
06.03.2014	Chombeli YP - Osundwa	401171	3053	87,652.00	
06.03.2014	Chombeli YP - Osundwa	401094	3056	53,870.00	
06.03.2014	Chombeli YP - Osundwa (Tax)	401094	3057	1,393.00	
21.03.2014	Comm. of Domestic Taxes - Stamp Duty - Malava YP	401106	3069	37,240.00	
21.03.2014	Comm. of Domestic Taxes - Stamp Duty - Kak N dist hqs	401106	3069	62,040.00	
21.03.2014	Comm. of Domestic Taxes - Stamp Duty - Malava Y emp	401106	3069	37,240.00	
11.04.2014	Malava YP - Shirsamo	401117	3087	43,073.00	
11.04.2014	Malava YP - Shirsamo (Tax)	401117	3088	1,332.00	
12.05.2014	Shamberere T.T.I	401130	3117	338,217.00	10,903,462.00



Transfers to Health Institutions - Code: 2630207

DATE	PAYEE	PV NO	CHQ NO	AMOUNT	
19 12 2013	Malava Dist Hosp - Nginu Power	401052	2746	396,098 00	
19 12 2013	Malava Dist Hosp - Nginu Power	401051	2747	223,718 00	
19 12 2013	Malava Dist Hosp - Nginu Power	401051	2748	6,492 00	
20.03 2014	Kumang'eti Dispensary - KPLC	401099	3065	59,880 00	
12.05 2014	Imbiakalo Health Centre	401134	3118	750,000 00	
14 05 2014	Shivanga Health Centre	401142	3133	1,000,000 00	2,436,188.00
	GRAND TOTAL			48,971,312.80	



MALAVA CONSTITUENCY DEVELOPMENT FUND

P.O BOX 281-50103, MALAVA

PAYMENTS FROM 01.07.2013 TO 30.06.2014


8 OTHER GRANTS AND OTHER PAYMENTS - CODE: 2640000

Bursary Secondary - Code: 2640101

DATE	PAYEE	PV NO	CHQ NO	AMOUNT
20.08.2013	St.Marys Shihome G.H.S	401008	2609	9,000.00
20.08.2013	Lirhanda Girls High Sch.	401008	2611	15,000.00
07.02.2014	Bishop Njenga Girls High Sch.	401080	2776	25,000.00
07.02.2014	Silungai Boys High Sch.	401080	2777	25,000.00
07.02.2014	Kakamega Boys High Sch.	401080	2778	50,000.00
07.02.2014	Kapsabet Boys High Sch.	401080	2779	25,000.00
07.02.2014	Kivaywa Boys High Sch.	401080	2780	50,000.00
07.02.2014	Maranda Boys High Sch.	401080	2781	25,000.00
07.02.2014	Mary Hill Girls High Sch.	401080	2782	25,000.00
07.02.2014	Mang'u High Sch.	401080	2783	25,000.00
07.02.2014	Moi Girls High Sch. Eldoret	401080	2784	50,000.00
07.02.2014	Musingu Boys High Sch.	401080	2785	50,000.00
07.02.2014	Nyang'ori High Sch.	401080	2786	25,000.00
07.02.2014	St.Mary's Kibabii Boys High Sch.	401080	2787	25,000.00
07.02.2014	St.Joseph'e Boys High Sch. Kitale	401080	2788	25,000.00
07.02.2014	St.Theresa's Eregi Girls High Sch.	401080	2789	25,000.00
07.02.2014	Alliance Girls High Sch.	401079	2804	45,000.00
07.02.2014	Bukhaywa Secondary Sch.	401079	2805	10,000.00
07.02.2014	Bulupi Secondary Sch.	401079	2806	40,000.00
07.02.2014	Chwele Girls High Sch.	401079	2808	20,000.00
07.02.2014	Friends Secondary Sch. Silungai	401079	2810	10,000.00
07.02.2014	Kagumo High Sch.	401079	2811	50,000.00
07.02.2014	Kakamega Boys High Sch.	401079	2812	30,000.00
07.02.2014	Kakunga Girls Secondary Sch.	401079	2814	51,327.00
07.02.2014	Kapsabet Boys High Sch.	401079	2815	15,000.00
07.02.2014	Kimang'eti Secondary Sch.	401079	2818	30,000.00
07.02.2014	Kisii Sch.	401079	2819	15,000.00
07.02.2014	Kivaywa Boys High	401079	2820	10,000.00
07.02.2014	Lenana Boys High Sch.	401079	2821	30,000.00
07.02.2014	Litein High Sch.	401079	2822	15,000.00
07.02.2014	Lugusi Secondary Sch.	401079	2823	30,000.00
07.02.2014	Lukala Secondary Sch.	401079	2824	15,000.00
07.02.2014	Machakos Sch.	401079	2825	30,000.00
07.02.2014	Mahira Secondary Sch.	401079	2826	30,000.00
07.02.2014	Malava Boys High Sch.	401079	2828	348,876.00
07.02.2014	Malava Girls Secondary Sch.	401079	2829	283,000.00
07.02.2014	Maranda High Sch.	401079	2830	50,000.00
07.02.2014	Marobo Secondary Sch.	401079	2831	15,000.00
07.02.2014	Mavusi Secondary Sch.	401079	2832	10,000.00
07.02.2014	Mbale Boys High Sch.	401079	2833	10,000.00
07.02.2014	Mugai Secondary Sch.	401079	2834	30,000.00
07.02.2014	Mumias Boys Muslim Sec. Sch.	401079	2835	10,000.00
07.02.2014	Musingu Boys High Sch.	401079	2836	40,000.00
07.02.2014	Mwihila High Sch.	401079	2837	10,000.00
07.02.2014	Namagara Secondary Sch.	401079	2838	20,000.00
07.02.2014	Namang'ofulo Secondary Sch.	401079	2839	20,000.00
07.02.2014	Namirama Girls High Sch.	401079	2840	10,000.00
07.02.2014	P.A.G Magale Secondary Sch.	401079	2841	20,000.00



07.02.2014	Pangani Girls High Sch.	401079	2842	30,000.00	
07.02.2014	Samitsi Girls Secondary	401079	2843	20,000.00	
07.02.2014	Samitsi Secondary Sch.	401079	2844	50,000.00	
07.02.2014	Shamberere Secondary Sch.	401079	2845	15,000.00	
07.02.2014	Shamoni Secondary Sch.	401079	2846	85,000.00	
07.02.2014	Shanderema Boys' High Sch.	401079	2847	60,000.00	
07.02.2014	St. Monicah Lubao Sec. Sch.	401079	2849	15,000.00	
07.02.2014	St. Antony Secondary Sch.	401079	2850	15,000.00	
07.02.2014	State House Girls High Sch.	401079	2852	30,000.00	
07.02.2014	Tande Secondary Sch.	401079	2853	25,000.00	
07.02.2014	Turi Sulqwita Secondary Sch.	401079	2854	15,000.00	
27.02.2014	Ingotse High Sch.	401088	3029	25,000.00	2,212,203.00



Bursary Tertiary - Code: 2640102

DATE	PAYEE	PV NO	CHQ NO	AMOUNT
20.08.2013	Bank Manager Co-op	401003	2583	2,126,250.00
20.08.2013	Shamberere TTI	401003	2584	750,000.00
20.08.2013	Allbright ECD TTC	401008	2586	10,000.00
20.08.2013	Bungoma Inst.of Bussiness Tech	401008	2589	10,000.00
20.08.2013	Chebwai Adv.College	401008	2590	60,000.00
20.08.2013	Egerton University	401008	2591	34,000.00
20.08.2013	Egoji TTC	401008	2592	7,000.00
20.08.2013	Elimu ECD Teachers College	401008	2593	7,000.00
20.08.2013	KMTC Central Coll AC	401008	2594	13,000.00
20.08.2013	Kaiboi TTI	401008	2595	13,000.00
20.08.2013	kakamega Dicece R .Center	401008	2596	7,000.00
20.08.2013	K.I.H.B.T	401008	2597	7,000.00
20.08.2013	kenyatta university	401008	2598	25,000.00
20.08.2013	Maasai TTC	401008	2600	7,000.00
20.08.2013	Malava Complex TTC	401008	2601	14,000.00
20.08.2013	Masinde Muliro University	401008	2602	50,000.00
20.08.2013	Moi TTC Baringo	401008	2603	7,000.00
20.08.2013	Moi University	401008	2604	14,000.00
20.08.2013	Mt. Kenya University	401008	2605	31,000.00
20.08.2013	Shamberere TTI	401008	2606	28,000.00
20.08.2013	Sigalagala polytechnic	401008	2607	17,000.00
20.08.2013	St. Therasas Y. polytechnic	401008	2608	7,000.00
20.08.2013	University of Nairobi	401008	2610	7,000.00
06.09.2013	Kenya Sch. of Law	400874	2631	77,000.00
12.09.2013	K.M.T.C Nyeri	401015	2632	30,000.00
12.09.2013	K.M.T.C Nyamira	401015	2633	15,000.00
21.11.2013	K.M.T.C Central Collection A/C	401015	2716	15,000.00
07.02.2014	Chebwai Adventist TTC	401081	2802	2,768,100.00
07.02.2014	Shamberere T.T.I	401982	2803	1,492,650.00
07.02.2014	Chebwai Adventist College	401079	2807	20,000.00
07.02.2014	St.Marks TTC Kigari	401079	2851	47,000.00
10.02.2014	Aberdeen College of Accountancy	401078	2856	10,000.00
10.02.2014	African Institute of Research & Development studies (Eldoret Town Campus)	401078	2857	5,000.00
10.02.2014	Allbright E.C.D Teachers College	401078	2858	36,000.00
10.02.2014	AlPhax College	401078	2859	12,000.00
10.02.2014	Animal Health & Industrial Training Institute (NDOMBA)	401078	2860	7,000.00
10.02.2014	Asumbi Teachers College	401078	2861	10,000.00
10.02.2014	Bondo Teachers Training College	401078	2862	5,000.00
10.02.2014	Boyani Youth Polytechnic	401078	2863	7,000.00
10.02.2014	Bukura Agricultural College	401078	2864	49,000.00
10.02.2014	Bungoma Teachers College	401078	2865	10,000.00
10.02.2014	Bushiangala Technical Training Institute	401078	2866	10,000.00
10.02.2014	Catholic University of Eastern Africa	401078	2867	5,000.00
10.02.2014	Chebwai Adventist College	401078	2868	161,000.00
10.02.2014	Chombeli Youth Polytechnic	401078	2869	27,000.00
10.02.2014	Christian Industrial Training Centres	401078	2870	12,000.00
10.02.2014	Chuka University College	401078	2871	14,000.00



11/20/2022

11/20/2022

11/20/2022

11/20/2022

11/20/2022

11/20/2022

11/20/2022

11/20/2022


11/20/2022

11/20/2022

10.02.2014	Daystar University	401078	2872	5,000.00	
10.02.2014	Dominion Training Institute	401078	2873	5,000.00	
10.02.2014	East Africa Vision Institute	401078	2874	5,000.00	
10.02.2014	Egerton University	401078	2875	78,500.00	
10.02.2014	Eldoret Aviation Training Institute	401078	2876	7,000.00	
10.02.2014	Eldoret Polytechnic	401078	2877	43,000.00	
10.02.2014	Eldoret Technical Training Institute	401078	2878	17,000.00	
10.02.2014	Elgon View College	401078	2879	17,000.00	
10.02.2014	Elimu E.C.D Teachers College	401078	2880	59,000.00	
10.02.2014	Eregi Teachers College	401078	2881	65,000.00	
10.02.2014	Friends College Kaimosi	401078	2882	70,000.00	
10.02.2014	Garissa Teachers College	401078	2883	7,000.00	
10.02.2014	Garissa University College	401078	2884	7,000.00	
10.02.2014	Highlands State College	401078	2885	5,000.00	
10.02.2014	Imperial Driving Sch.	401078	2887	10,000.00	
10.02.2014	International Teaching and Training Centre	401078	2888	5,000.00	
10.02.2014	Jaramogi Oginga Odinga University of Science & Technology	401078	2889	24,000.00	
10.02.2014	Jomo Kenyatta University of Agriculture & Technology	401078	2890	48,000.00	
10.02.2014	Jomo Kenyatta University of Agriculture & Technology (Kakamega)	401078	2891	20,000.00	
10.02.2014	Jomo Kenyatta University of Agriculture & Technology (WestLands Campus)	401078	2892	7,000.00	
10.02.2014	KMTC Central Collection Account (Eldoret)	401078	2893	12,000.00	
10.02.2014	KMTC Central Collection Account (Embu)	401078	2894	15,000.00	
10.02.2014	KMTC Central Collection Account (Kabarnet)	401078	2895	12,000.00	
10.02.2014	KMTC Central Collection Account (Kakamega)	401078	2896	29,000.00	
10.02.2014	KMTC Central Collection Account (Kisii)	401078	2897	5,000.00	
10.02.2014	KMTC Central Collection Account (Kisumu)	401078	2898	7,000.00	
10.02.2014	KMTC Central Collection Account (Kitui)	401078	2899	7,000.00	
10.02.2014	KMTC Central Collection Account (Lodwar)	401078	2900	12,000.00	
10.02.2014	KMTC Central Collection Account (Loitokitok)	401078	2901	10,000.00	
10.02.2014	KMTC Central Collection Account (Meru)	401078	2902	5,000.00	
10.02.2014	KMTC Central Collection Account (Murang'a)	401078	2903	7,000.00	
10.02.2014	KMTC Central Collection Account (Nairobi)	401078	2904	53,000.00	
10.02.2014	KMTC Central Collection Account (Nakuru)	401078	2905	36,000.00	




10.02.2014	KMTC Central Collection Account (Nyeri)	401078	2906	5,000.00	
10.02.2014	KMTC Central Collection Account (Siaya)	401078	2907	22,000.00	
10.02.2014	KMTC Central Collection Account (Webuye)	401078	2908	24,000.00	
10.02.2014	Kabete Technical Training Institute	401078	2909	12,000.00	
10.02.2014	Kabras Youth Polytechnic	401078	2910	39,000.00	
10.02.2014	Kagumo Teachers College	401078	2911	5,000.00	
10.02.2014	Kaimosi College of Research & Technology	401078	2912	7,000.00	
10.02.2014	Kaimosi Teachers College	401078	2913	41,000.00	
10.02.2014	Kakamega Dicece Resource Centre	401078	2914	44,000.00	
10.02.2014	Kakamega Vocational & Rehabilitation Centre	401078	2915	7,000.00	
10.02.2014	Kamwenja Teachers College	401078	2916	5,000.00	
10.02.2014	Karatina University	401078	2917	24,000.00	
10.02.2014	KCA University	401078	2918	10,000.00	
10.02.2014	Kenya Forestry College	401078	2919	5,000.00	
10.02.2014	Kenya Industrial Training Institute	401078	2920	5,000.00	
10.02.2014	Kenya Institute of Applied Sciences	401078	2921	31,000.00	
10.02.2014	Kenya Institute of Highways & Building Technology	401078	2922	14,000.00	
10.02.2014	Kenya Institute of Social Work & Community Development	401078	2923	5,000.00	
10.02.2014	Kenya Institute of Special Education	401078	2924	5,000.00	
10.02.2014	Kenya Methodist University	401078	2925	5,000.00	
10.02.2014	Kenya Sch. of Law	401078	2926	7,000.00	
10.02.2014	Kenya Technical Teachers College	401078	2927	12,000.00	
10.02.2014	Kenya Water Institute	401078	2928	10,000.00	
10.02.2014	Kenyatta University	401078	2929	161,000.00	
10.02.2014	Kenyatta University (Kitui Campus)	401078	2930	7,000.00	
10.02.2014	Kenyatta University (Nairobi Campus)	401078	2931	7,000.00	
10.02.2014	Kenyatta University (Nakuru Campus)	401078	2932	7,000.00	
10.02.2014	Kericho Teachers Training College	401078	2933	5,000.00	
10.02.2014	Kiambu Institute of Science & Technology	401078	2934	10,000.00	
10.02.2014	Kibabii Diploma Teachers Training College	401078	2935	20,000.00	
10.02.2014	Kibabii University College	401078	2936	38,000.00	
10.02.2014	KIMA International Sch. of Theology	401078	2937	7,000.00	
10.02.2014	Kimathi University College of Technology	401078	2938	10,000.00	
10.02.2014	Kisii University	401078	2939	41,000.00	
10.02.2014	Kisii University (Eldoret)	401078	2941	5,000.00	
10.02.2014	Kisumu Polytechnic	401078	2942	36,000.00	



10.02.2014	Kitale Technical Training Institute	401078	2943	20,000.00
10.02.2014	Lakipia University	401078	2945	24,000.00
10.02.2014	Lake Institute of Tropical Medicine	401078	2946	10,000.00
10.02.2014	Lanet Teachers Training College	401078	2947	12,000.00
10.02.2014	Maasai Mara University	401078	2948	36,000.00
10.02.2014	Malava complex Teachers Training College	401078	2949	139,000.00
10.02.2014	Malava Youth Polytechnic	401078	2950	72,000.00
10.02.2014	Malindi Institute of Business Studies	401078	2951	7,000.00
10.02.2014	Manor House Agricultural Centre	401078	2952	5,000.00
10.02.2014	Maseno University	401078	2953	90,000.00
10.02.2014	Masinde Muliro University	401078	2954	337,000.00
10.02.2014	Masinde Muliro University (Webuye)	401078	2955	12,000.00
10.02.2014	Mawego Technical Training Institute	401078	2956	7,000.00
10.02.2014	Meru Teachers Training College	401078	2957	19,000.00
10.02.2014	Migori Teachers College	401078	2958	27,000.00
10.02.2014	Moi Teachers College Baringo	401078	2959	5,000.00
10.02.2014	Moi University	401078	2960	184,000.00
10.02.2014	Moi University (Eldoret West Campus)	401078	2961	24,000.00
10.02.2014	Moi University (Town Campus)	401078	2962	10,000.00
10.02.2014	Mombasa Technical Training Institute	401078	2963	7,000.00
10.02.2014	Mosoriot Teachers College	401078	2964	7,000.00
10.02.2014	Mount Kenya University (Eldoret Campus)	401078	2965	107,000.00
10.02.2014	Mount Kenya University (Kakamega Campus)	401078	2966	54,000.00
10.02.2014	Mount Kenya University (Kitale Campus)	401078	2967	34,000.00
10.02.2014	Mount Kenya University (Nairobi Campus)	401078	2968	5,000.00
10.02.2014	Mount Kenya University (Thika Campus)	401078	2969	12,000.00
10.02.2014	Multimedia University College of Kenya	401078	2970	36,000.00
10.02.2014	Mulumu 'K' ECDE College	401078	2972	12,000.00
10.02.2014	Muranga Teachers College	401078	2973	53,000.00
10.02.2014	Mwanga Pre-Sch. Teachers Training College	401078	2974	59,000.00
10.02.2014	Nabongo Diploma Teachers Training College	401078	2975	5,000.00
10.02.2014	Nairobi Aviation College	401078	2976	22,000.00
10.02.2014	Nairobi Aviation College (Kitale Campus)	401078	2977	12,000.00
10.02.2014	Nakuru College of Health Sciences & Management	401078	2978	14,000.00
10.02.2014	Nehema Institute of Science and Technology	401078	2979	10,000.00
10.02.2014	Outspan Medical College	401078	2981	7,000.00
10.02.2014	Pwani University College	401078	2982	7,000.00




10.02.2014	Regional Teachers Training College	401078	2983	5,000.00
10.02.2014	Regions Group College	401078	2984	17,000.00
10.02.2014	Rift Valley Institute of Science & Technology	401078	2985	5,000.00
10.02.2014	Rift Valley Technical Training Institute	401078	2986	20,000.00
10.02.2014	Rocky Driving Sch.	401078	2987	10,000.00
10.02.2014	Rongo University College	401078	2988	7,000.00
10.02.2014	Sang'alo Institute of Science & Technology	401078	2989	126,000.00
10.02.2014	Shamberere Technical Training Institute	401078	2990	355,000.00
10.02.2014	Siaya Institute of Technology	401078	2991	27,000.00
10.02.2014	Sigalagala Polytechnic	401078	2992	200,000.00
10.02.2014	Sigalagala Polytechnic (Town Campus)	401078	2993	7,000.00
10.02.2014	South Eastern University College	401078	2994	10,000.00
10.02.2014	St. Elizabeth Sch. of Nursing Mukumu	401078	2996	5,000.00
10.02.2014	St. John's Teachers Training College - Kilimambogo	401078	2997	12,000.00
10.02.2014	St. Joseph's Teachers Training College - Vihiga	401078	2999	10,000.00
10.02.2014	St. Jude's Technical College Mumias	401078	3000	14,000.00
10.02.2014	St. Lawrence Egoji Teachers College	401078	3001	5,000.00
10.02.2014	St. Lucy's Teachers Training College	401078	3002	10,000.00
10.02.2014	St. Mark's Teachers Training College	401078	3003	10,000.00
10.02.2014	St. Michael Trinity ECD Teachers College	401078	3004	15,000.00
10.02.2014	St. Peter's Emulakha Youth Polytechnic	401078	3005	12,000.00
10.02.2014	Taita Taveta University	401078	3007	10,000.00
10.02.2014	Tambach Teachers Training College	401078	3008	7,000.00
10.02.2014	The Kenya Institute of Management (Kakamega)	401078	3009	29,000.00
10.02.2014	The Technical University of Kenya	401078	3010	65,000.00
10.02.2014	The Technical University of Mombasa	401078	3011	10,000.00
10.02.2014	Thika Sch. of Medical & Health Sciences	401078	3012	7,000.00
10.02.2014	Trans Eastern Airlines aviation	401078	3013	5,000.00
10.02.2014	University of Eastern Africa, Baraton	401078	3014	5,000.00
10.02.2014	University of Eldoret	401078	3015	38,000.00
10.02.2014	University of Kabianga	401078	3016	34,000.00
10.02.2014	University of Nairobi	401078	3017	71,000.00
10.02.2014	University of Nairobi (Chiromo Campus)	401078	3018	5,000.00
10.02.2014	University of Nairobi (Kabete)	401078	3019	10,000.00



10.02.2014	University of Nairobi (Kikuyu Campus)	401078	3020	14,000.00
10.02.2014	University of Nairobi (Lower Kabete)	401078	3021	7,000.00
10.02.2014	Valley Business Sch.	401078	3022	5,000.00
10.02.2014	Views Institute of Professionals	401078	3024	7,000.00
10.02.2014	Vihiga Teachers Training College	401078	3025	7,000.00
10.02.2014	West Kenya College	401078	3026	12,000.00
10.02.2014	Zetech College	401078	3028	5,000.00
11.03.2014	St. Joseph the worker dispensary	401078	3058	10,000.00
11.03.2014	West Kenya Coll. Of Professional Studies	401078	3059	12,000.00
11.03.2014	Friends Secondary Sch. Silungai	401058	3060	25,000.00
05.06.2014	Aberdeen College of Accountancy	401152	3148	5,000.00
05.06.2014	African Institute of Research & Development studies (Bungoma)	401152	3149	5,000.00
05.06.2014	African Institute of Research & Development studies (Eldoret Town Campus)	401152	3150	10,000.00
05.06.2014	African International College	401152	3151	5,000.00
05.06.2014	All Nations Springs of Life Bible College	401152	3152	5,000.00
05.06.2014	Allbright E.C.D Teachers College	401152	3153	5,000.00
05.06.2014	Asumbi Teachers College	401152	3154	5,000.00
05.06.2014	Bondo Teachers Training College	401152	3155	10,000.00
05.06.2014	Bukura Agricultural College	401152	3156	35,000.00
05.06.2014	Bumbe Technical Training Institute	401152	3157	5,000.00
05.06.2014	Buruburu Institute of Fine Arts	401152	3158	5,000.00
05.06.2014	Bushiangala Technical Training Institute	401152	3159	15,000.00
05.06.2014	Butunyi Youth Polytechnic	401152	3160	5,000.00
05.06.2014	Chebwai Adventist College	401152	3161	30,000.00
05.06.2014	Cheptuli Youth Polytechnic	401152	3162	15,000.00
05.06.2014	Chombeli Youth Polytechnic	401152	3163	5,000.00
05.06.2014	Chuka University College	401152	3164	40,000.00
05.06.2014	Cornerstone Training Institute Ltd	401152	3165	5,000.00
05.06.2014	Dairy Training Institute	401152	3166	5,000.00
05.06.2014	Dedan Kimathi University of Technology	401152	3167	10,000.00
05.06.2014	Egerton University	401152	3168	127,000.00
05.06.2014	Egerton University (Nakuru Town Campus)	401152	3169	5,000.00
05.06.2014	Egerton University (Nairobi)	401152	3170	5,000.00
05.06.2014	Egoji Teachers College	401152	3171	5,000.00
05.06.2014	Eldoret Aviation Training Institute	401152	3172	5,000.00
05.06.2014	Eldoret College of Professional Studies	401152	3174	10,000.00
05.06.2014	Eldoret Polytechnic	401152	3175	25,000.00
05.06.2014	Eldoret Technical Training Institute	401152	3176	10,000.00
05.06.2014	Eldoret Tourism and Professional College	401152	3177	5,000.00
05.06.2014	Elgon View College	401152	3178	5,000.00



05.06.2014	Elimu E.C.D Teachers College	401152	3179	10,000.00	
05.06.2014	Embu University College	401152	3180	5,000.00	
05.06.2014	Eregi Teachers College	401152	3181	25,000.00	
05.06.2014	E-Smart College	401152	3182	10,000.00	
05.06.2014	Excellent Institute of Professionals	401152	3183	5,000.00	
05.06.2014	Friends College Kaimosi	401152	3184	35,000.00	
05.06.2014	Garissa University College	401152	3185	10,000.00	
05.06.2014	Gretsa University	401152	3186	5,000.00	
05.06.2014	Jaramogi Oginga Odinga University of Science & Technology	401152	3188	15,000.00	
05.06.2014	Jomo Kenyatta University of Agriculture & Technology	401152	3189	20,000.00	
05.06.2014	KCA University	401152	3190	10,000.00	
05.06.2014	KMTC Central Collection Account (Bungoma)	401152	3191	5,000.00	
05.06.2014	KMTC Central Collection Account (Eldoret)	401152	3192	10,000.00	
05.06.2014	KMTC Central Collection Account (Kakamega)	401152	3193	40,000.00	
05.06.2014	KMTC Central Collection Account (Kapkatet)	401152	3194	5,000.00	
05.06.2014	KMTC Central Collection Account (Kilifi)	401152	3195	5,000.00	
05.06.2014	KMTC Central Collection Account (Kisii)	401152	3196	15,000.00	
05.06.2014	KMTC Central Collection Account (Kisumu)	401152	3197	10,000.00	
05.06.2014	KMTC Central Collection Account (Kitui)	401152	3198	15,000.00	
05.06.2014	KMTC Central Collection Account (Loitoktok)	401152	3199	5,000.00	
05.06.2014	KMTC Central Collection Account (Maanza)	401152	3200	5,000.00	
05.06.2014	KMTC Central Collection Account (Meru)	401152	3201	5,000.00	
05.06.2014	KMTC Central Collection Account (Mombasa)	401152	3202	5,000.00	
05.06.2014	KMTC Central Collection Account (Msambweni)	401152	3203	20,000.00	
05.06.2014	KMTC Central Collection Account (Nairobi)	401152	3204	45,000.00	
05.06.2014	KMTC Central Collection Account (Nakuru)	401152	3205	20,000.00	
05.06.2014	KMTC Central Collection Account (Nyeri)	401152	3206	20,000.00	
05.06.2014	KMTC Central Collection Account (Siaya)	401152	3207	5,000.00	
05.06.2014	KMTC Central Collection Account (Webuye)	401152	3208	25,000.00	
05.06.2014	Kabianga University College	401152	3209	20,000.00	
05.06.2014	Kagumo Teachers College	401152	3211	10,000.00	
05.06.2014	Kaiboi Technical Training Institute	401152	3212	10,000.00	
05.06.2014	Kaimosi Teachers College	401152	3213	20,000.00	



05.06.2014	Kakamega Dicece Resource Centre	401152	3214	5,000.00	
05.06.2014	Kapsowar Sch. of Nursing	401152	3215	5,000.00	
05.06.2014	Karatina University	401152	3216	20,000.00	
05.06.2014	Kendubay Adventisit Sch. of Medicine	401152	3217	5,000.00	
05.06.2014	Kenya Institute of Apllied Sciences	401152	3218	20,000.00	
05.06.2014	Kenya Institute of Mass Communication	401152	3219	10,000.00	
05.06.2014	Kenya Institute of Special Education	401152	3220	5,000.00	
05.06.2014	Kenya Institute of Highways & Building Technology	401152	3221	5,000.00	
05.06.2014	Kenya Methodist University	401152	3222	5,000.00	
05.06.2014	Kenya Technical Teachers College	401152	3223	15,000.00	
05.06.2014	Kenya Water Institute	401152	3224	5,000.00	
05.06.2014	Kenya Wildlife Service Training Institute	401152	3225	10,000.00	
05.06.2014	Kenyatta University	401152	3226	182,000.00	
05.06.2014	Kenyatta University (Kitui Campus)	401152	3227	5,000.00	
05.06.2014	Kenyanya Teachers Training College	401152	3228	5,000.00	
05.06.2014	Kericho Teachers Training College	401152	3229	10,000.00	
05.06.2014	Kibabii Diploma Teachers Training College	401152	3230	20,000.00	
05.06.2014	Kibabii University College	401152	3231	35,000.00	
05.06.2014	Kimathi University College of Technology	401152	3232	10,000.00	
05.06.2014	Kirinyaga University	401152	3233	5,000.00	
05.06.2014	Kisii University	401152	3234	65,000.00	
05.06.2014	Kisumu Polytechnic	401152	3235	10,000.00	
05.06.2014	Kobujoi Institute of Development Studies	401152	3236	10,000.00	
05.06.2014	Kreston College	401152	3237	5,000.00	
05.06.2014	Laikipia University	401152	3238	20,000.00	
05.06.2014	Lanet Teachers Training College	401152	3239	10,000.00	
05.06.2014	Maasai Mara University	401152	3240	35,000.00	
05.06.2014	Machakos University College	401152	3241	5,000.00	
05.06.2014	Malava complex Teachers Training College	401152	3242	45,000.00	
05.06.2014	Malava Youth Polytechnic	401152	3243	5,000.00	
05.06.2014	Maseno University	401152	3244	85,000.00	
05.06.2014	Maseno University (Kisumu Campus)	401152	3245	5,000.00	
05.06.2014	Masinde Muliro University	401152	3246	490,000.00	
05.06.2014	Matili Technical Training Institute	401152	3247	5,000.00	
05.06.2014	Migori Teachers College	401152	3248	20,000.00	
05.06.2014	Moi Teaching and Referral Hospital	401152	3249	5,000.00	
05.06.2014	Moi University	401152	3250	200,000.00	
05.06.2014	Moi University - Annex	401152	3251	5,000.00	



Faint, illegible text at the top of the page, possibly a header or title.

A line of faint, illegible text in the middle of the page, possibly a separator or a specific section header.

A line of faint, illegible text near the bottom of the page, possibly a footer or a concluding statement.



05.06.2014	Moi University (Eldoret Town Campus)	401152	3252	20,000.00	
05.06.2014	Moi University (Eldoret West Campus)	401152	3253	30,000.00	
05.06.2014	Moi University (Kitale Campus)	401152	3254	15,000.00	
05.06.2014	Moi University (Odera Akang'o Campus)	401152	3255	5,000.00	
05.06.2014	Mombasa Technical Training Institute	401152	3256	10,000.00	
05.06.2014	Mosoriot Teachers College	401152	3257	10,000.00	
05.06.2014	Mount Kenya University	401152	3258	35,000.00	
05.06.2014	Mount Kenya University (Eldoret Campus)	401152	3259	32,000.00	
05.06.2014	Mount Kenya University (Kakamega Campus)	401152	3260	120,000.00	
05.06.2014	Mount Kenya University (Kisii Campus)	401152	3261	5,000.00	
05.06.2014	Mount Kenya University (Kitale Campus)	401152	3262	10,000.00	
05.06.2014	Mount Kenya University (Nairobi Campus)	401152	3263	5,000.00	
05.06.2014	Mount Kenya University (Nakuru Campus)	401152	3264	5,000.00	
05.06.2014	Mount Kenya University (Thika)	401152	3265	30,000.00	
05.06.2014	Multimedia University College of Kenya	401152	3266	20,000.00	
05.06.2014	Mulumu 'K' ECDE College	401152	3267	45,000.00	
05.06.2014	Murang'a Teachers College	401152	3268	10,000.00	
05.06.2014	Murang'a University College	401152	3269	10,000.00	
05.06.2014	Nabongo Diploma Teachers Training College	401152	3270	5,000.00	
05.06.2014	Nairobi Aviation College	401152	3271	20,000.00	
05.06.2014	Narok University College	401152	3272	10,000.00	
05.06.2014	Nzoia College of Nursing	401152	3273	5,000.00	
05.06.2014	PC Kinyanjui Technical Training Institute	401152	3274	10,000.00	
05.06.2014	Pentecostal Bible College	401152	3275	5,000.00	
05.06.2014	Pwani University College	401152	3276	25,000.00	
05.06.2014	Ramogi Institute of Advanced Technology	401152	3277	5,000.00	
05.06.2014	Regions Group International College	401152	3278	10,000.00	
05.06.2014	Rift Valley Institute of Science & Technology	401152	3279	5,000.00	
05.06.2014	Rift Valley Technical Training Institute	401152	3280	5,000.00	
05.06.2014	Rongo University College	401152	3281	30,000.00	
05.06.2014	Sacred Training Institute	401152	3282	5,000.00	
05.06.2014	Samburu Teachers College	401152	3283	5,000.00	
05.06.2014	Sang'alo Institute of Science & Technology	401152	3284	80,000.00	
05.06.2014	Shamberere Technical Training Institute	401152	3285	275,000.00	
05.06.2014	Siaya Institute of Technology	401152	3286	10,000.00	
05.06.2014	Sigalagala Polytechnic	401152	3287	110,000.00	
05.06.2014	South Eastern University College	401152	3288	20,000.00	

05.06.2014	St. Elizabeth Sch. of Nursing Mukumu	401152	3290	15,000.00	
05.06.2014	St. John's Teachers Training College Kilimambogo	401152	3291	5,000.00	
05.06.2014	St. Joseph's Teachers Training College - Vihiga	401152	3292	5,000.00	
05.06.2014	St. Mary's Sch. of Medicine	401152	3293	5,000.00	
05.06.2014	St. Mary's Teachers Training College Nakuru	401152	3294	5,000.00	
05.06.2014	St. Paul's T.T.C Nyabururu	401152	3295	5,000.00	
05.06.2014	St. Peter's Emulakha Youth Polytechnic	401152	3296	5,000.00	
05.06.2014	St. Lawrence Egoji Teachers Training College	401152	3297	5,000.00	
05.06.2014	Tambach Teachers Training College	401152	3298	5,000.00	
05.06.2014	The Co-operative College of Kenya	401152	3299	15,000.00	
05.06.2014	The East African University	401152	3300	5,000.00	
05.06.2014	The Technical University of Kenya	401152	3301	30,000.00	
05.06.2014	The Technical University of Mombasa	401152	3302	5,000.00	
05.06.2014	Thogoto Teachers Training College	401152	3303	5,000.00	
05.06.2014	Trans Eastern Airlines Aviation College	401152	3305	5,000.00	
05.06.2014	United States International University	401152	3306	5,000.00	
05.06.2014	University of Eldoret	401152	3307	120,000.00	
05.06.2014	University of Kabrianga	401152	3308	10,000.00	
05.06.2014	University of Nairobi	401152	3309	110,000.00	
05.06.2014	University of Nairobi (Chiromo Campus)	401152	3310	5,000.00	
05.06.2014	University of Nairobi (Kabete)	401152	3311	5,000.00	
05.06.2014	University of Nairobi (Kikuyu Campus)	401152	3312	10,000.00	
05.06.2014	University of Nairobi (Upper Kabete)	401152	3313	5,000.00	
05.06.2014	West Kenya College of Professional Studies	401152	3314	17,000.00	
05.06.2014	Western Teachers Training College	401152	3315	5,000.00	
05.06.2014	University of Nairobi (Kakamega Campus)	401152	3316	5,000.00	
05.06.2014	Foundation Institute	401078	3318	7,000.00	
12.06.2014	The AutoMobiles Association of Kenya	401157	3323	368,500.00	
27.06.2014	Kabras Youth Polytechnic	401152	3324	10,000.00	16,462,000.00



1. The first part of the document is a list of names and addresses.

2. The second part is a list of dates and times.

3. The third part is a list of names and addresses.

Bursary - Special Institutions Code: 2640104

DATE	PAYEE	PV NO	CHQ NO	AMOUNT	
07.02.2014	Friends Kaimosi Special Sch.	401079	2809	20,000.00	
07.02.2014	Kakamega Sch. For the Deaf	401079	2813	60,000.00	
07.02.2014	Kibos Sch. for the Blind	401079	2816	15,000.00	
07.02.2014	Kibos Sec. Sch. for the Blind	401079	2817	55,000.00	
07.02.2014	St Teresa Special Sch. Webuye	401079	2848	15,000.00	
10.02.2014	Kuja Special Secondary Sch. for the Deaf	401078	2944	10,000.00	
10.02.2014	St. Anthony Sch. for the Deaf Webuye	401078	2995	20,000.00	
10.02.2014	St. Theresa's Special Sch. for Mentally Handicapped	401078	3006	10,000.00	205,000.00

Mocks & CATs Code: 2640105

DATE	PAYEE	PV NO	CHQ NO	AMOUNT	
20.03.2014	Kakamega North Pri. E.I.F	401102	3063	500,000.00	
21.03.2014	Kakamega North Sec. Sch. Heads	401107	3067	500,000.00	1,000,000.00

Roads Code: 2640508

DATE	PAYEE	PV NO	CHQ NO	AMOUNT	
25.04.2014	Malava - Malichi Road (Sylwa)	401127	3097	1,776,652.00	
25.04.2014	Malava - Malichi Road (Sylwa) Tax	401127	3098	47,168.00	
11.06.2014	Malava - Malichi Road (Sylwa)	401158	3320	1,056,894.00	
11.06.2014	Malava - Malichi Road (Sylwa) Tax	401158	3321	28,059.00	2,908,773.00

Sports Code: 2640509

DATE	PAYEE	PV NO	CHQ NO	AMOUNT	
17.12.2013	Mary G.M. Wanjala	401057	2732	52,550.00	52,550.00

Environment Code: 2640310

DATE	PAYEE	PV NO	CHQ NO	AMOUNT	
11.04.2014	Mary G.M. Wanjala	401149	3083	160,000.00	160,000.00
	TOTAL			23,000,526.00	



9 SOCIAL SECURITY BENEFITS

CODE: 2120000

DATE	PAYEE	PV NO	CHQ NO	AMOUNT	
01.08.2013	N.S.S.F	400997	2554	12,400.00	
01.08.2013	N.S.S.F	400999	2564	2,400.00	
28.08.2013	N.S.S.F	401012	2619	2,400.00	
24.09.2013	N.S.S.F	401024	2662	2,800.00	
30.10.2013	N.S.S.F	401030	2672	2,800.00	
20.11.2013	N.S.S.F	401035	2695	2,800.00	
18.12.2013	N.S.S.F	401050	2734	2,800.00	
23.01.2014	N.S.S.F	401065	2757	2,800.00	
27.02.2014	N.S.S.F	401093	3033	2,800.00	
25.03.2014	N.S.S.F	401093	3033	2,800.00	
29.04.2014	N.S.S.F	401108	3071	2,800.00	
29.05.2014	N.S.S.F	401129	3100	2,800.00	
27.06.2014	N.S.S.F	401145	3136	11,400.00	
		401159	3325	11,400.00	
					62,400.00