

REPUBLIC OF KENYA

PARLIAMENT  
OF KENYA  
LIBRARY




**OAG**



**OFFICE OF THE AUDITOR-GENERAL**

*Enhancing Accountability*



THE NATIONAL ASSEMBLY  
PAPERS LAID

**REPORT DATE:** 22 MAR 2023

DAY:  
Wed

TABLED  
BY:

Deputy LDM

OFFERED AT  
THE TABLE:

modu

**THE AUDITOR-GENERAL**

**ON**

**STATE DEPARTMENT FOR  
INFORMATION COMMUNICATION  
TECHNOLOGY AND INNOVATION**

**FOR THE YEAR ENDED  
30 JUNE, 2022**



---

**STATE DEPARTMENT FOR INFORMATION COMMUNICATION  
TECHNOLOGY AND INNOVATION**

**ANNUAL REPORT AND FINANCIAL STATEMENTS**

**FOR THE FINANCIAL YEAR ENDED  
JUNE 30, 2022**

---

**Prepared in accordance with the Cash Basis of Accounting Method under the International  
Public Sector Accounting Standards (IPSAS)**

**Table of Contents**

	Page
1. Key Entity Information and Management	iii
2. Statement By the Cabinet Secretary	vi
3. Statement By the Principal Secretary / Accounting Officer	viii
4. Statement Of Performance Against Pre-determined objectives for FY 2021/22	xiii
5. Environmental and Sustainability Reporting	xv
6. Statement Of Management Responsibilities	xviii
7. Report Of The Independent Auditors On The State Department for ICT & Innovation	xx
8. Statement Of Receipts And Payments For The Year Ended 30 June 2022	1
9. Statement Of Assets And Liabilities As At 30 June,2022	2
10. Statement Of Cash Flows For The Year Ended 30th June 2022	3
11. Statement of Comparison of budget and Actual Amounts for FY2021/22	5
12. Notes to the Financial Statement	12
13. Annexes	35

## **1. Key Entity Information and Management**

### **(a) Background information**

The State Department for ICT was established through an Executive Order No. 1/2018 of June 2018 to promote the development of the ICT Infrastructure and Services Country wide as envisaged in Kenya Vision 2030. At cabinet level, the State Department for ICT and Innovation is represented by the Cabinet Secretary for Ministry of ICT, Innovation and Youth who is responsible for the general policy and strategic direction of the department.

### **Vision**

A world class ICT infrastructure facilitating universal access to ICT services in Kenya.

### **Mission**

To develop ICT infrastructure for the provision of universal access to ICT services in the Country.

### **Mandate and Functions of the State Department**

The mandate of the State Department is derived from the Executive Order No. 1/2018 of June 2018 which stipulates the following functions;

- National ICT Policy and Innovation
- Promotion of E-Government
- Promotion of Software Development Industry
- ICT Agency (E-Government, Kenya ICT Board and Government Information Technology Services)
- Provision of ICT Technical Support to MDAs
- Policy on Automation of Government Services
- Development of National Communication Capacity and Infrastructure
- Management of National Fibre Optic Infrastructure.

### **Core Values**

- Accountability and transparency
- Equity and equality
- Professionalism and ethical practices
- Teamwork and passion for results
- Honesty and integrity
- Innovativeness and creativity
- Efficiency and effectiveness
- Patriotism

**(b) Key Management**

The State Department day-to-day management is under the following key organs:

- Office of the Accounting Officer; and
- Heads of Departments Committee

**(c) Fiduciary Management**

The key management personnel who held office during the financial year ended 30<sup>th</sup> June 2021 and who had direct fiduciary responsibility were:

No.	Designation	Name
1.	Cabinet Secretary	Joseph Mucheru
2	Accounting Officer	Jerome Ochieng
2.	Secretary Administration	Lucy Mulili
3.	Director ICT	Hesbon Malweyi
4.	Senior Chief Finance Officer	Johnson Wambugu
5	Deputy Accountant General	Margeret Kariuki
6	Director HRM	James Gatere
7	Director SCMS	Andrew Nyamwamu

**(d) Fiduciary Oversight Arrangement**

The following State Department Committees provided the fiduciary oversight arrangements to ensure prudent financial management;

**1. State Department Budget Implementation Committee**

- To review and consider the cash flow plan
- To review the utilization of cash limits
- To review and recommend reallocation of expenditures
- To prepare budget for the State Department in consultation
- To implement the Treasury Circular on expenditures

**2.State Department Audit Committee**

- Review and approve the internal audit work plan and forward it to PS for funding
- Review the internal and external filing, recommendation and proposed corrective and preventative action where necessary
- Review the systems established to ensure sound public financial management and internal control as we compliance with polices, rule, regulations and procedures

**(e) State Department of ICT.**

P.O. Box 30025 -00100  
Telposta towers  
Kenyatta avenue  
NAIROBI, KENYA  
Entity Contact  
Telephone:+254 (20) 4920000  
Email: [info@information.go.ke](mailto:info@information.go.ke) or [ps@information.go.ke](mailto:ps@information.go.ke)  
Website: [www.information.go.ke](http://www.information.go.ke)

**(f) State Department of ICT Bankers**

Central Bank of Kenya  
Haile Selassie Avenue  
P.O. Box 60000  
City Square 00200  
Nairobi, Kenya

**(g) Independent Auditor**

Auditor General  
Office of the Auditor General  
Anniversary Towers, University Way  
P.O. Box 30084  
GPO 00100  
Nairobi, Kenya

**(h) Principal Legal Advisor**

The Attorney General  
State Law Office  
Harambee Avenue  
P.O. Box 40112  
City Square, 00200

## **2. Statement by the Cabinet Secretary**

The State Department for Information Communication Technology & Innovation was established through an Executive Order No. 1/2018 of June 2018 to facilitate the development of the information and communication sector, To develop National ICT policy and Innovation, To promote E-Government, To provide ICT technical support to MDAs, to develop policy on automation of Government services and to manage national fibre optic infrastructure.

The State Department of ICT has so far achieved several milestones from its mandates as follow:

### **Management of National Fiber Optic Infrastructure.**

National Fiber Optic Infrastructure (NOFBI) was intended to provide all Government offices with connectivity in order to deliver multiple services, which included voice, internet and e-Government applications in a more efficient manner. The project was implemented the three phases where phase 1 covered 4,300 Km, Phase two covered 2,100 KM and Phase 2 Expansion covered approximately 290 selected centres. The project is now at maintenance stage. Internet connectivity has not covered all Government institutions including schools, hospitals, prisons, colleges among others.

### **Konza Complex and Horizontal Infrastructure**

The Konza complex project entails the construction, equipping and commissioning of an *Office Block, Conference Facility* and *Hotel Block* to accommodate the city's Headquarters. Construction of phase 1, i.e. Office Block is 100% complete and has been occupied with extra space available for letting. The Conference Facility at 30% completion with construction ongoing, while the Hotel Block is at feasibility study stage to inform design, scoping, construction and operation.

The Konza Horizontal infrastructure project entails design, construction, equipping and commissioning of Phase 1 Streetscapes, Subsurface Utilities (*i.e., water, power, fiber, waste systems etc.*), Wastewater Reclamation Facility (WRF), Water Treatment Plant (WTP), Municipal/ Public Buildings and Parks within Phase 1 of the Technopolis.

The project is 70% complete, with construction works ongoing for the Streetscape, Electrical Works, Water Works – i.e., Wastewater Reclamation Facility (WRF) and Water Treatment Plant, Solid Waste Pneumatic Facilities, Furnished Apartments and the Public Safety Centre, all which are at advanced stages of development.

**Konza National Data Centre & Smart City Facilities (2019 – 2022)**

Government is implementing Konza National Data Centre and Smart City Facilities (KNDC& SF) project to support nationally all ICT dependent applications, processes and technologies. Project is implemented in two phases. Phase 1 Data Centre is 100% complete has been operationalized and clients onboarded. The Phase 2 data centre, which is the Primary Data Centre (PDC) is at 98% completion and was commissioned by H. E President Uhuru Kenyatta in July 2021.

**ICT Connectivity to Public Hospitals under Universal Health Care Program**

To realize the requirements of The Constitution of Kenya (2010), and Vision 2030, the Government of Kenya adopted Universal Health Coverage (UHC) as one of the Big Four priority agenda to provide the highest attainable standard of health care. The Government identified Ministry of ICT, Innovation and Youth Affairs as an Enabler for UHC to deliver the following ICT component in public hospitals: Provide connectivity of 369 L6-L4 public hospitals to the National Backbone Fiber Infrastructure (NOFBI); Implementing Local Area Network (LAN) connectivity in 369 L6-L4 public hospitals.

**Ajira Training programme**

The Ajira Digital Program is a government initiative through the State Department for ICT that is aimed at providing a million young people access digital job opportunities. The program seeks to position Kenya as a choice labour destination for multinational companies as well as encourage local companies and public sector to create digital work. The government digitization projects has already created lots of viable micro work that can be completed by digital workers. Access to digital work will build wealth and grow the middle class across the country.

From the foregoing, it is evident that there is need to expand internet connectivity across the country in order to facilitate ease of doing business. Further, there is need to expand Konza Techno city infrastructure especially the road network in order to ease travelling across the city. And more MDAs should be encouraged to make use of the Konza Data Centre. Ajira Online training should be expanded to reach as many youths as possible. These activities will make the ICT sector a key enabler of Economic Growth in Kenya.



**Joseph Mucheru, EGH  
Cabinet Secretary**

**Ministry Of Information Communication Technology and Innovation and Youth Affairs.**

### 3. Statement by the Principal Secretary

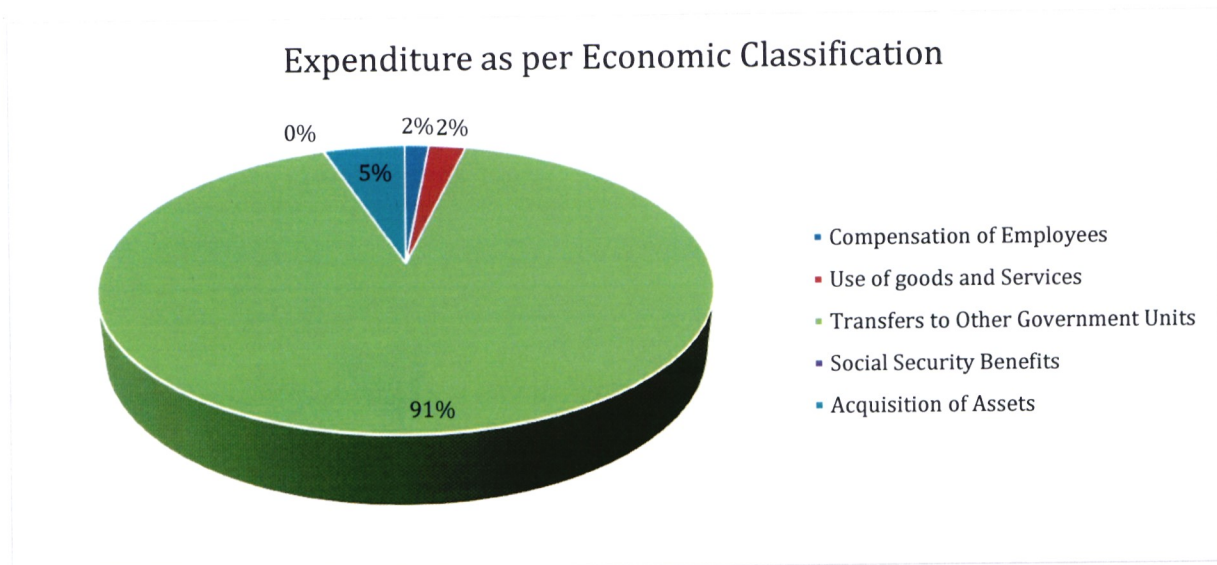
The State Department for Information, Communications and Technology (ICT) is mandated to; develop national ICT policy and innovation; promote e-government services; promote software development; and provision of ICT technical services to MDAs among others. The approved budget for the FY 2021-2022 was Ksh 20,169,675,559 while the actual expenditure was Ksh 18,182,750,082 which represents approximately 90% of the budget. The following table indicates expenditure as per the economic classification.

<b>Economic classification</b>	<b>Final Budget</b>	<b>Actual on Comparable Basis</b>	<b>Budget Utilization Differences</b>	<b>% of Utilization</b>
Compensation of Employees	278,675,066	275,449,083	3,225,983	99%
Use of goods and Services	503,995,369	419,458,087	84,537,282	83%
Transfers to Other Government Units	18,004,413,254	16,567,367,983	1,437,045,271	92%
Social Security Benefits	9,134,000	7,908,605	1,225,395	87%
Acquisition of Assets	1,373,457,870	912,566,324	460,891,546	66%
<b>TOTAL</b>	<b>20,169,675,559</b>	<b>18,182,750,083</b>	<b>1,986,925,476</b>	<b>90%</b>

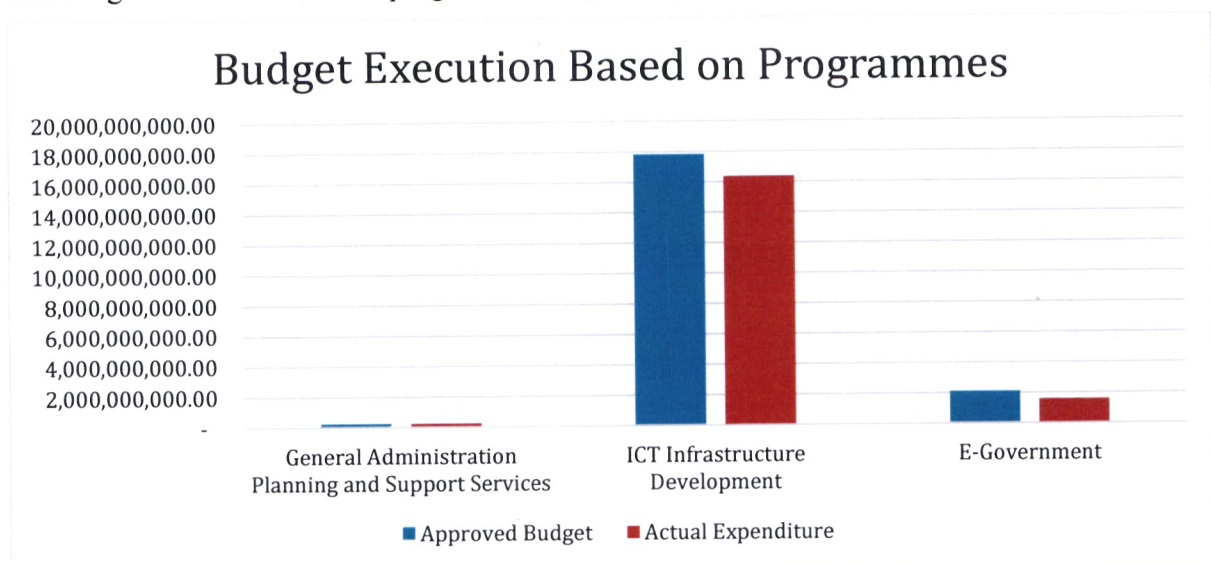
While expenditure as per the programmes is as shown below:

<b>Programme/Sub-programme</b>	<b>Final Budget</b>	<b>Actual on comparable basis</b>	<b>Budget utilization difference</b>
	<b>2022</b>	<b>2022</b>	
	<b>Kshs</b>	<b>Kshs</b>	<b>Kshs</b>
<b>General Administration Planning and Support Services</b>	<b>257,967,551.00</b>	<b>252,886,191.95</b>	<b>5,081,359.05</b>
General Administration, Planning And Support Services	257,967,551.00	252,886,191.95	5,081,359.05
<b>ICT Infrastructure Development</b>	<b>17,820,971,275.00</b>	<b>16,357,228,414.70</b>	<b>1,463,742,860.30</b>
ICT Infrastructure Connectivity	2,476,500,000.00	1,591,251,544.90	885,248,455.10
ICT and BPO Development	15,274,471,275.00	14,730,976,869.80	543,494,405.20
ICT and BPO Development	70,000,000.00	35,000,000.00	35,000,000.00
<b>E-Government</b>	<b>2,090,736,733.00</b>	<b>1,572,635,476.85</b>	<b>518,101,256.15</b>
E-Government	2,090,736,733.00	1,572,635,476.85	518,101,256.15
<b>Total</b>	<b>20,169,675,559.00</b>	<b>18,182,750,083.50</b>	<b>1,986,925,475.50</b>

The above expenditure as per economic classification may be represented through pie charts as shown below.




The budget execution based on programmes may be represented through bar chart as shown below:



The following are some of the achievements for the State Department within FY 2021-2022

**National Optic Fiber Backbone Infrastructure (NOFBI)**

National Optic Fiber Backbone Infrastructure (NOFBI) is intended to provide all Government offices with connectivity in order to deliver multiple services which include voice, internet and e-Government applications in a more efficient manner. The State department for ICT and Innovation have implemented NOFBI project in three phases with initial phase 1 of 4,300 Km, Phase II of 2,100 Km and Phase 2 Expansion which is currently on going of another 2,500 Km of fibre. In summary, 284 county commissioner/DCC, 28 Hospital, 14 police stations, 6 airports and 159 MDAs. NoFBI has improved service provision in the counties and improved connectivity to Government users. Below is a picture of an installed NoFBI equipment in a station.



NoFBI equipment at Kapsoya DCC, Uasin Gishu County.

**Konza Complex**

The project entails the construction, equipping and commissioning of an *Office Block*, *Conference Facility* and *Hotel Block* to accommodate the city's Headquarters. Construction of phase 1, i.e. Office Block is 100% complete and has been occupied with extra space available for letting. The Conference Facility at 30% completion with construction ongoing, while the Hotel Block is at feasibility study stage to inform design, scoping, construction and operation.

### **Horizontal Infrastructure through EPC-F at Konza Techno city**

The project entails design, construction, equipping and commissioning of Phase 1 Streetscapes, Subsurface Utilities (*i.e., water, power, fiber, waste systems etc.*),

Wastewater Reclamation Facility (WRF), Water Treatment Plant (WTP), Municipal/ Public Buildings and Parks within Phase 1 of the Technopolis.



The project is 70% complete, with

construction works ongoing for the Streetscape, Electrical Works, Water Works – *i.e.,* Wastewater Reclamation Facility (WRF) and Water Treatment Plant, Solid Waste Pneumatic Facilities, Furnished Apartments and the Public Safety Centre, all which are at advanced stages of development.

### **Konza National Data Centre & Smart City Facilities (2019 – 2022)**

Government is implementing Konza National Data Centre and Smart City Facilities (KNDC& SF) project to support nationally all ICT dependent applications, processes and technologies. Project is implemented in two phases. Phase 1 Data Centre is **100%** complete has been operationalized and clients onboarded.



The Phase 2 data centre, which is the Primary Data Centre (PDC) is at 98% completion and was commissioned by H. E President Uhuru Kenyatta in July 2021.

### **ICT Connectivity to Public Hospitals under Universal Health Care Program**

In FY 2021/2022, The Ministry of ICT managed to implement LAN in 16 level 5 and 4 hospitals. Cumulatively, the Ministry has implemented LAN in more than 35 public hospitals. In addition to this, the Ministry in partnership with Google Africa is implementing LAN and Wide Area Network (WAN) in nine (9) level 5 and 4 hospitals. The Ministry has also managed to connect more than 45 public hospitals to NOFBI. In FY 2022-2023, the Ministry plans more connectivity to hospitals

### **Ajira Training programme**

The Ajira Digital Program is a government initiative through the State Department for ICT that is aimed at providing a million young people access digital job opportunities. The program seeks to position Kenya as a choice labour destination for multinational companies as well as encourage local companies and public sector to create digital work. The government digitization projects already create lots of viable micro work that can be completed by digital workers. Access to digital work will build wealth and grow the middle class across the country. The following picture is a class where young people are being taken through the Ajira trainings.



These achievements have however faced various challenges such as inadequate funding for the programmes, inadequate staffing, vandalism of cables and other equipment and cable cuts among others. However, these challenges are being addressed through close collaboration with other players in the sector.

**JEROME OCHIENG, CBS  
PRINCIPAL SECRETARY  
STATE DEPARTMENT FOR ICT & INNOVATION**

#### **4. Statement of Performance Against Predetermined Objectives for FY2021/22**

Section 81 (2) (f) of the Public Finance Management Act, 2012 requires that, at the end of each financial year, the Accounting officer when preparing financial statements of each National Government entity in accordance with the standards and formats prescribed by the Public Sector Accounting Standards Board includes a statement of the national government entity's performance against predetermined objectives.

The key development objectives of the MDA's 2018-2022 plan are to:

- a) To formulate, review and implement appropriate policies, legal and institutional frameworks that improve efficiency of service delivery.
- b) To develop a world class ICT infrastructure that ensures access to efficient, reliable and affordable ICT services.
- c) To provide universal access to E-Government services to promote knowledge based society.

#### **Progress on attainment of Strategic development objectives**

For purposes of implementing and cascading the above development objectives to specific sectors, all the development objectives were made specific, measurable, achievable, realistic and time-bound (SMART) and converted into development outcomes. Attendant indicators were identified for reasons of tracking progress and performance measurement: Below we provide the progress on attaining the stated objectives:

<b>Program</b>	<b>Strategic Objective</b>	<b>Outcome</b>	<b>Indicator</b>	<b>Performance</b>	<b>Comments</b>
Policy and legal frameworks	To formulate, review and implement appropriate policies, legal and institutional frameworks.	improve efficiency of service delivery	Number of policies developed	For FY 2021-2022, 2 policy documents were developed and reviewed.	
ICT Infrastructure development.	To develop a world class ICT infrastructure.	Increased access to efficient, reliable and affordable ICT services.	% of NOFBI cable maintenance and rehabilitation, % of completion of the Techno city, % of completion of Data centre.	For the FY 2021-2022, There was 100% maintenance of NOFBI and 105% rehabilitation of the entire 630KM of fiber network from Eldoret to Nanadapal Southern Sudan. And 80% completion of	

*State Department for Information Communication Technology and Innovation  
Annual Report and Financial Statements for the year ended 30th June 2022*

				horizontal infrastructure for the Technocity and 70% of data centre completed.	
E-Government services	To provide universal access to E-Government services	Knowledge based society and Increased employment opportunities.	No. of Government buildings connected to Government backbone network, % of LMCCP Network maintained, % of maintenance of GCCN, No. of standards reviewed and No. of Data protection regulations and implemented, Number of youths trained on inline Jobs, Number of constituency Innovation hubs constructed.	For FY 2021-2022, 60% of Government buildings connected to Government backbone network, 90% of LMCCP project maintained, 100% maintenance of GCCN network, 3 sets of data protection regulations developed and under implementation, 3000 youths trained, 400,000 people connected to online jobs, 198 constituency Innovation Hubs (CIH) established.	

## **5. Environmental and Sustainability Reporting**

The State Department for Information Communication Technology and Innovation exists to transform lives. This is our purpose; the driving force behind everything we do by putting the customer/Citizen first, delivering relevant goods and services, and improving operational excellence. Below is a brief highlight of the sustainability activities conducted in the year:

### **a) Sustainability strategy and profile**

The State Department for ICT was established through an Executive Order No. 1/2018 of June 2018 under the State department for ICT to promote the development of the ICT Infrastructure and Services Country wide as envisaged in Kenya Vision 2030. The Key objective for the State Department is to facilitate growth of ICT Industry with the aim of contributing over 10% to the Gross Domestic Product (GDP) and creation of over 200,000 direct BPO job opportunities in the economy as envisaged in Kenya Vision 2030.

The State department is divided into two sub sectors which includes ICT and BPO sector plans. The ICT sector plan consists of policies, legal and regulatory framework, the ICT infrastructure, universal access to ICT, Information security, E-Government services and regional integration. The BPO sector plan consists of polices, legal and regulatory framework, flagship projects such as Konza Technopolis, National Optic Fibre Backbone Infrastructure (NoFBI) and Digital literacy programme and other projects such as Ajira digital programme and Constituency Innovation Hub.

Some of the Key project for the department includes the National Optic Fibre Backbone Infrastructure a project that involves the laying of fiber optic cables to provide high speed affordable broadband countrywide. This project has had a great impact in the country and has contributed significantly into the Kenya economy since it has ensured extensive internet accessibility in the country and has eased communication. Its expansion and maintenance will have a significant economical. Political and social impact in the country.

**b) Environmental performance /climate change/ mitigation of natural disasters**

The State Department has development of policies on e-waste management as one of its strategic objectives. It will involve putting in place measures to protect the environment degradation as a result of disposal of hazardous ICT equipment.

The Konza Technopolis Smart City will have an environmentally waste water reclamation facility a sewer treatment plant and a solid waste management system. A solid pneumatic system and solid waste plant to cater for the city's daily solid waste.

All projects undertaken by the State Department under goes environment impact assessment before they are initiated inorder to assess their impact to the environment. Any adverse impact expected is always mitigated before, during and after the projects.

**c) Employee welfare**

The State Department hiring policies are governed by Public Service Commission guidelines. The State Departments advertises all vacant posts in a manner that reaches the widest pool of potential applicants and allow for at least twenty-one (21) days before closing the advert. The advert has the following details: the title of the post, number of vacancies, job description, person specification and the proposed remuneration.

Appointments made under the powers delegated by the Public Service Commission to Authorized Officer in the State Department are processed through the Human Resource Management Advisory Committee in accordance with Public Service Commission Regulations and guidelines issued from time to time. Recruitment is undertaken on the basis of fair competition and merit; representation of Kenya's diverse communities; adequate and equal opportunities to all gender, youth, members of all ethnic groups, persons with disabilities and minorities.

Staff are appraised through Staff Performance Appraisal system (SPAS) which is predicated upon the principle of work planning, setting of agreed performance targets, feedback and reporting. It is linked to other human resource systems and processes including staff development, career progression, placement, rewards and sanctions. Performance appraisal is an on-going process throughout the performance period.

Milestones over the review period should be documented and maintained in the Appraisee's personal file.

The State Department has ensured that staff get relevant training that would facilitate continuous upgrading on core competencies, knowledge, skills and attitudes including ability to assimilate technology to enable them create and seize opportunities for social advancement, economic growth and individual fulfilment. Further, the department ensures that there is no overcrowding within offices where staff sits at least 1 to 1.5 metres apart. There is sufficient natural and artificial lighting within the offices and the offices are well ventilated.

**d) Operational practices**

The organisation should outline its efforts to:

**i. Responsible Supply chain and supplier relations**

The State Department undertakes most of its procurements through open tendering where suppliers are given equal chances to tender and compete amongst themselves in an open and fair manner. Once Contracts entered and executed, payments are done promptly without any unnecessary delays.

**e) Community Engagements-**

The State Department has been engaged in tree planting activities in various counties in the country. This is carried out in conjunction with members of the community so that they may own the project and ensure sustainability.

**f) Corporate Social Responsibility**

The State Department in partnership with Huawei Technologies Kenya Limited donated computers to Maseno School with the aim of enhancing computer skills to students in Secondary schools.

## **6. Statement of Management Responsibilities**

Section 81 (1) of the Public Finance Management Act, 2012 requires that, at the end of each financial year, the Accounting Officer for a National Government Entity shall prepare financial statements in respect of that entity. Section 81 (3) requires the financial statements so prepared to be in a form that complies with relevant accounting standards as prescribed the Public Sector Accounting Standards Board of Kenya from time to time.

The Accounting Officer in charge of the State Department for Information Communication Technology and Innovation is responsible for the preparation and presentation of the entity's financial statements, which give a true and fair view of the state of affairs of the entity for and as at the end of the financial year (period) ended on June 30, 2022. This responsibility includes: (i) maintaining adequate financial management arrangements and ensuring that these continue to be effective throughout the reporting period, (ii) maintaining proper accounting records, which disclose with reasonable accuracy at any time the financial position of the entity, (iii) designing, implementing and maintaining internal controls relevant to the preparation and fair presentation of the financial statements, and ensuring that they are free from material misstatements, whether due to error or fraud, (iv) safeguarding the assets of the entity; (v) selecting and applying appropriate accounting policies, and (vi) making accounting estimates that are reasonable in the circumstances.

The Accounting Officer in charge of the State Department for Information Communication Technology and Innovation accepts responsibility for the entity's financial statements, which have been prepared on the Cash Basis Method of Financial Reporting, using appropriate accounting policies in accordance with International Public Sector Accounting Standards (IPSAS). The Accounting Officer is of the opinion that the State Department for Information Communication Technology & Innovation financial statements give a true and fair view of the state of entity's transactions during the financial year ended June 30, 2022, and of the entity's financial position as at that date. The Accounting Officer in charge of the State Department for Information Communication Technology and Innovation further confirms the completeness of the accounting records maintained for the State Department for Information Communication Technology and

Innovation which have been relied upon in the preparation of the entity's financial statements as well as the adequacy of the systems of internal financial control.

The Accounting Officer in charge of the State Department for Information Communication Technology and Innovation confirms that the entity has complied fully with applicable Government Regulations and the terms of external financing covenants (where applicable), and that the entity's funds received during the year under audit were used for the eligible purposes for which they were intended and were properly accounted for. Further the Accounting Officer confirms that the entity's financial statements have been prepared in a form that complies with relevant accounting standards prescribed by the Public Sector Accounting Standards Board of Kenya.

#### **Approval of the financial statements**

The State Department for Information Communication Technology and Innovation financial statements were approved and signed by the Accounting Officer on 2nd August, 2022.




**JEROME OCHIENG, CBS**  
**PRINCIPAL SECRETARY**



**MARGARET KARIUKI**  
**SENIOR DEPUTY ACCOUNTANT GENERAL**  
**ICPAK MEMBER NUMBER: 4291**

# REPUBLIC OF KENYA

Telephone: +254-(20) 3214000  
E-mail: info@oagkenya.go.ke  
Website: www.oagkenya.go.ke



**HEADQUARTERS**  
Anniversary Towers  
Monrovia Street  
P.O. Box 30084-00100  
NAIROBI

## REPORT OF THE AUDITOR-GENERAL ON STATE DEPARTMENT FOR INFORMATION COMMUNICATION TECHNOLOGY AND INNOVATION FOR THE YEAR ENDED 30 JUNE, 2022

---

### PREAMBLE

I draw your attention to the contents of my report which is in three parts:

- A. Report on the Financial Statements that considers whether the financial statements are fairly presented in accordance with the applicable financial reporting framework, accounting standards and the relevant laws and regulations that have a direct effect on the financial statements.
- B. Report on Lawfulness and Effectiveness in Use of Public Resources which considers compliance with applicable laws, regulations, policies, gazette notices, circulars, guidelines and manuals and whether public resources are applied in a prudent, efficient, economic, transparent and accountable manner to ensure Government achieves value for money and that such funds are applied for intended purpose.
- C. Report on Effectiveness of Internal Controls, Risk Management and Governance which considers how the entity has instituted checks and balances to guide internal operations. This responds to the effectiveness of the governance structure, the risk management environment and the internal controls developed and implemented by those charged with governance for orderly, efficient and effective operations of the entity.

An unmodified opinion does not necessarily mean that an entity has complied with all relevant laws and regulations and that its internal controls, risk management and governance systems are properly designed and were working effectively in the financial year under review.

The three parts of the report are aimed at addressing the statutory roles and responsibilities of the Auditor-General as provided by Article 229 of the Constitution, the Public Finance Management Act, 2012 and the Public Audit Act, 2015. The three parts of the report, when read together constitute the report of the Auditor-General.

### REPORT ON THE FINANCIAL STATEMENTS

#### **Opinion**

I have audited the accompanying financial statements of State Department for Information Communication Technology and Innovation set out on pages 1 to 34, which comprise of the statement of assets and liabilities as at 30 June, 2022, and the statement of receipts

---

*Report of the Auditor-General on State Department for Information Communication Technology and Innovation for the year ended 30 June, 2022*

and payments, statement of cash flows statement of comparison of budget and actual amounts for the year then ended, and a summary of significant accounting policies and other explanatory information in accordance with the provisions of Article 229 of the Constitution of Kenya and Section 35 of the Public Audit Act, 2015. I have obtained all the information and explanations, which, to the best of my knowledge and belief, were necessary for the purpose of the audit.

In my opinion, the financial statements present fairly, in all material respects, the financial position of the State Department for Information Communication Technology and Innovation as at 30 June, 2022, and of its financial performance and its cash flows for the year then ended in accordance with the International Public Sector Accounting Standards (Cash Basis) and comply with the Public Finance Management Act, 2012.

### **Basis for Opinion**

The audit was conducted in accordance with International Standards of Supreme Audit Institutions (ISSAIs). I am independent of the State Department for Information Communication Technology and Innovation Management in accordance with ISSAI 130 on Code of Ethics. I have fulfilled other ethical responsibilities in accordance with the ISSAI and in accordance with other ethical requirements applicable to performing audits of financial statements in Kenya. I believe that the audit evidence I have obtained is sufficient and appropriate to provide a basis for my opinion.

### **Key Audit Matters**

Key audit matters are those matters that, in my professional judgment, are of most significance in the audit of the financial statements. There were no key audit matters to report in the year under review.

### **Other Matter**

#### **1. Pending Bills**

Annex 1 to the financial statements reflects pending accounts payable totalling to Kshs.178,918,663 (2021 - Kshs.196,103,992.68) as at 30 June, 2022 which mainly arose during the year. Management has not explained why the bills were not settled during the year when they occurred. The Project is at risk of incurring significant interest costs and penalties with their continued delay in payment.

Failure to settle bills during the year to which they relate distorts the financial statements and adversely affects the budgetary provisions for the subsequent year as they form a first charge.

#### **2. Unresolved Prior Year Issues**

In the report of the previous year, several paragraphs were raised under the Report on Financial Statements, Other Matter and Report on Lawfulness and Effectiveness in Use of Public Resources. Although the Management has indicated that some of the issues

have been responded to, the matters have remained unresolved as the Public Accounts Committee has not met to deliberate on the same .

### **3. Budgetary Control and Performance**

The summary statement of appropriation reflects final receipts budget and actual on a comparable basis of Kshs.20,169,675,559 and Kshs.18,184,086,831 respectively resulting to an under-funding of Kshs.1,985,588,728 or 10% of the budget. Similarly, the Project expended Kshs.18,182,750,083 against an approved budget of Kshs.20,169,675,559 resulting to an under-expenditure of Kshs.1,986,925,476 or 10% of the budget. The underfunding and underperformance affected the planned activities and may have impacted negatively on service delivery to the public.

#### **REPORT ON LAWFULNESS AND EFFECTIVENESS IN USE OF PUBLIC RESOURCES**

##### **Conclusion**

As required by Article 229(6) of the Constitution, based on the audit procedures performed, I confirm that, nothing has come to my attention to cause me to believe that public resources have not been applied lawfully and in an effective way.

##### **Basis for Conclusion**

The audit was conducted in accordance with ISSAI 4000. The standard requires that I comply with ethical requirements and plan and perform the audit to obtain assurance about whether the activities, financial transactions and information reflected in the financial statements are in compliance, in all material respects, with the authorities that govern them. I believe that the audit evidence I have obtained is sufficient and appropriate to provide a basis for my conclusion.

#### **REPORT ON EFFECTIVENESS OF INTERNAL CONTROLS, RISK MANAGEMENT AND GOVERNANCE**

##### **Conclusion**

As required by Section 7(1)(a) of the Public Audit Act, 2015, based on the audit procedures performed, I confirm that, nothing has come to my attention to cause me to believe that internal controls, risk management and overall governance were not effective.

##### **Basis for Conclusion**

The audit was conducted in accordance with ISSAI 2315 and ISSAI 2330. The standards require that I plan and perform the audit to obtain assurance about whether effective processes and systems of internal control, risk management and overall governance were operating effectively, in all material respects. I believe that the audit evidence I have obtained is sufficient and appropriate to provide a basis for my conclusion.

## **Responsibilities of Management and those Charged with Governance**

Management is responsible for the preparation and fair presentation of these financial statements in accordance with International Public Sector Accounting Standards (Cash Basis) and for maintaining effective internal controls as Management determines is necessary to enable the preparation of financial statements that are free from material misstatement, whether due to fraud or error and for its assessment of the effectiveness of internal controls, risk management and overall governance.

In preparing the financial statements, Management is responsible for assessing the State Department's ability to continue to sustain its services, disclosing as applicable, matters related to sustainability of services and using the applicable basis of accounting unless Management is aware of the intention to terminate the State Department or to cease operations.

Management is also responsible for the submission of the financial statements to the Auditor-General in accordance with the provisions of Section 47 of the Public Audit Act, 2015.

In addition to the responsibility for the preparation and presentation of the financial statements described above, Management is also responsible for ensuring that the activities, financial transactions and information reflected in the financial statements are in compliance with the authorities which govern them, and that public resources are applied in an effective way.

Those charged with governance are responsible for overseeing the State Department's financial reporting process, reviewing the effectiveness of how Management monitors compliance with relevant legislative and regulatory requirements, ensuring that effective processes and systems are in place to address key roles and responsibilities in relation to governance and risk management, and ensuring the adequacy and effectiveness of the control environment.

## **Auditor-General's Responsibilities for the Audit**

The audit objectives are to obtain reasonable assurance about whether the financial statements as a whole are free from material misstatement, whether due to fraud or error, and to issue an auditor's report that includes my opinion in accordance with the provisions of Section 48 of the Public Audit Act, 2015 and submit the audit report in compliance with Article 229(7) of the Constitution. Reasonable assurance is a high level of assurance, but is not a guarantee that an audit conducted in accordance with ISSAIs will always detect a material misstatement and weakness when it exists. Misstatements can arise from fraud or error and are considered material if, individually or in the aggregate, they could reasonably be expected to influence the economic decisions of users taken on the basis of these financial statements.

In addition to the audit of the financial statements, a compliance audit is planned and performed to express a conclusion about whether, in all material respects, the activities, financial transactions and information reflected in the financial statements are in

compliance with the authorities that govern them and that public resources are applied in an effective way, in accordance with the provisions of Article 229(6) of the Constitution and submit the audit report in compliance with Article 229(7) of the Constitution.

Further, in planning and performing the audit of the financial statements and audit of compliance, I consider internal controls in order to give an assurance on the effectiveness of internal controls, risk management and governance processes and systems in accordance with the provisions of Section 7(1)(a) of the Public Audit Act, 2015 and submit the audit report in compliance with Article 229(7) of the Constitution. My consideration of the internal controls would not necessarily disclose all matters in the internal controls that might be material weaknesses under the ISSAIs. A material weakness is a condition in which the design or operation of one or more of the internal controls components does not reduce to a relatively low level the risk that misstatements caused by error or fraud in amounts that would be material in relation to the financial statements being audited may occur and not be detected within a timely period by employees in the normal course of performing their assigned functions.

Because of its inherent limitations, internal controls may not prevent or detect misstatements and instances of non-compliance. Also, projections of any evaluation of effectiveness to future periods are subject to the risk that controls may become inadequate because of changes in conditions, or that the degree of compliance with the State Department's policies and procedures may deteriorate.

As part of an audit conducted in accordance with ISSAIs, I exercise professional judgement and maintain professional skepticism throughout the audit. I also:

- Identify and assess the risks of material misstatement of the financial statements, whether due to fraud or error, design and perform audit procedures responsive to those risks, and obtain audit evidence that is sufficient and appropriate to provide a basis for my opinion. The risk of not detecting a material misstatement resulting from fraud is higher than for one resulting from error, as fraud may involve collusion, forgery, intentional omissions, misrepresentations, or the override of internal controls.
- Evaluate the appropriateness of accounting policies used and the reasonableness of accounting estimates and related disclosures made by the Management.
- Conclude on the appropriateness of the Management's use of the applicable basis of accounting and based on the audit evidence obtained, whether a material uncertainty exists related to events or conditions that may cast significant doubt on the State Department's ability to continue to sustain its services. If I conclude that a material uncertainty exists, I am required to draw attention in the auditor's report to the related disclosures in the financial statements or, if such disclosures are inadequate, to modify my opinion. My conclusions are based on the audit evidence obtained up to the date of my audit report. However, future events or conditions may cause the State Department to cease to continue to sustain its services.

- Evaluate the overall presentation, structure and content of the financial statements, including the disclosures and whether the financial statements represent the underlying transactions and events in a manner that achieves fair presentation.
- Obtain sufficient appropriate audit evidence regarding the financial information and business activities of the State Department to express an opinion on the financial statements.
- Perform such other procedures as I consider necessary in the circumstances.

I communicate with the Management regarding, among other matters, the planned scope and timing of the audit and significant audit findings, including any significant deficiencies in internal controls that are identified during the audit.

I also provide Management with a statement that I have complied with relevant ethical requirements regarding independence and to communicate with them all relationships and other matters that may reasonably be thought to bear on my independence and where applicable, related safeguards.

  
CPA Nancy Gathungu, CBS  
**AUDITOR-GENERAL**


**Nairobi**


**21 December, 2022**

8. Statement of receipts and payments for the year ended 30<sup>th</sup> June 2022

	Note	2021-2022	2020-2021
		Kshs	Kshs
<b>RECEIPTS</b>			
Transfers from National Treasury	1	3,817,552,190	5,419,069,002
Proceeds from Foreign Borrowings	2	14,107,171,403	12,535,780,458
Other Revenues	3	259,363,239	-
<b>TOTAL REVENUES</b>		<b>18,184,086,831</b>	<b>17,954,849,460</b>
<b>PAYMENTS</b>			
Compensation of Employees	4	275,449,083	259,359,971
Use of goods and services	5	419,458,087	326,656,248
Transfers to Other Government Units	6	16,567,367,983	14,226,812,907
Social Security Benefits	7	7,908,605	5,788,402
Acquisition of Assets	8	912,566,324	3,052,085,815
<b>TOTAL PAYMENTS</b>		<b>18,182,750,083</b>	<b>17,870,703,343</b>
<b>SURPLUS/DEFICIT</b>		<b>1,336,748</b>	<b>84,146,117</b>

The accounting policies and explanatory notes to these financial statements form an integral part of the financial statements. The entity financial statements were approved on 22<sup>nd</sup> November, 2022 and signed by:

  
JEROME OCHIENG, CBS  
PRINCIPAL SECRETARY

  
MARGARET KARIUKI  
SENIOR DEPUTY ACCOUNTANT GENERAL  
ICPAK MEMBER NUMBER: 4291

9. Statement of assets and liabilities as at 30<sup>th</sup> June 2022

	Note	2021-2022	2020-2021
		Kshs	Kshs
<b>FINANCIAL ASSETS</b>			
<b>Cash and Cash Equivalents</b>			
Bank Balances	9A	179,042,876	294,606,055
Cash Balances	9B	-	-
<b>Total Cash And Cash Equivalents</b>		<b>179,042,876</b>	<b>294,606,055</b>
Accounts Receivables - Outstanding Imprest and Clearance Accounts	10	15,069,260	87,993,943
<b>TOTAL FINANCIAL ASSETS</b>		<b>194,112,136</b>	<b>382,599,998</b>
<b>LESS: FINANCIAL LIABILITIES</b>			
Accounts Payables - Deposits	11	177,807,906	210,350,248
<b>NET FINANCIAL ASSETS</b>		<b>16,304,230</b>	<b>172,249,750</b>
<b>REPRESENTED BY</b>			
Fund balance b/fwd	12	172,249,750	103,148,499
Prior year adjustments	13	-	15,044,868
Surplus/Deficit for the year		1,336,748	84,146,117
<b>NET FINANCIAL POSITION</b>		<b>16,304,230</b>	<b>172,249,748</b>

The accounting policies and explanatory notes to these financial statements form an integral part of the financial statements. The entity financial statements were approved on 22nd November, 2022 and signed by:

  
JEROME OCHIENG, CBS  
PRINCIPAL SECRETARY

  
MARGARET KARIUKI  
SENIOR DEPUTY ACCOUNTANT GENERAL  
ICPAK MEMBER NUMBER: 4291


10. Statement of cash flows for the year ended 30th June 2022

	Note	2021-2022	2020-2021
		Kshs	Kshs
<b>CASH FLOW FROM OPERATING ACTIVITIES</b>			
<b>Receipts for operating income</b>			
Transfers from National Treasury	1	3,817,552,190	5,419,069,002
Other Revenues	3	259,363,239	-
		<b>4,076,915,429</b>	<b>5,419,069,002</b>
<b>Payments for operating expenses</b>			
Compensation of Employees	4	275,449,083	259,359,971
Use of goods and services	5	419,458,087	326,656,248
Transfers to Other Government Units	6	16,567,367,983	14,226,812,907
Social Security Benefits	7	7,908,605	5,788,402
		<b>17,270,183,759</b>	<b>14,818,617,528</b>
<b>Adjusted for:</b>			
Decrease/(Increase) in Accounts receivable: (outstanding imprest)	14	72,924,683	13,297,031
Increase/(Decrease) in Accounts Payable: (deposits and retention)	15	- 32,542,342	198,835,187
Prior Year Adjustments	13	- 157,282,268	- 15,044,868
		<b>- 13,310,168,258</b>	<b>- 9,202,461,176</b>
<b>CASHFLOW FROM INVESTING ACTIVITIES</b>			
Acquisition of Assets	8	(912,566,324)	(3,052,085,815)
<b>Net cash flows from Investing Activities</b>		<b>(912,566,324)</b>	<b>(3,052,085,815)</b>
<b>CASHFLOW FROM BORROWING ACTIVITIES</b>			
Proceeds from Foreign Borrowings	2	14,107,171,403	12,535,780,458
<b>Net cash flow from financing activities</b>		<b>14,107,171,403</b>	<b>12,535,780,458</b>
<b>NET INCREASE IN CASH AND CASH EQUIVALENT</b>		<b>- 115,563,179</b>	<b>281,233,467</b>
<b>Cash and cash equivalent at BEGINNING of the year</b>		<b>294,606,055</b>	<b>13,372,586</b>
<b>Cash and cash equivalent at END of the year</b>		<b>179,042,876</b>	<b>294,606,053</b>

*State Department for Information Communication Technology and Innovation*  
***Annual Report and Financial Statements for the year ended 30th June 2022***

---

The accounting policies and explanatory notes to these financial statements form an integral part of the financial statements. The entity financial statements were approved on 22<sup>nd</sup> November, 2022 and signed by:



**JEROME OCHIENG, CBS  
PRINCIPAL SECRETARY**



**MARGARET KARIUKI  
SENIOR DEPUTY ACCOUNTANT GENERAL  
ICPAK MEMBER NUMBER: 4291**

11. Statement of Comparison of budget and Actual Amounts for FY2021/22


Receipts/Expense Item	Original Budget a	Adjustments b	Final Budget c=a+b	Actual on Comparable Basis d	Budget Utilization Differences e=c-d	% of Utilization f=d/c%
<b>RECEIPTS</b>						
Exchequer releases	6,227,049,883	-919,689,846	5,307,360,037	3,817,552,190	1,489,807,847	72%
Proceeds from Foreign Borrowings	16,196,315,522	-	14,496,315,522	14,107,171,403	389,144,119	97%
Other Receipts	366,000,000.00	1,700,000,000	366,000,000	259,363,239	106,636,761	71%
<b>Total receipts</b>	<b>22,789,365,405</b>	<b>-2,619,689,846</b>	<b>20,169,675,559</b>	<b>18,184,086,831</b>	<b>1,985,588,728</b>	<b>90%</b>
<b>PAYMENTS</b>						
Compensation of Employees	259,000,000	19,675,066	278,675,066	275,449,083	3,225,983	99%
Use of goods and Services	678,590,916	-174,595,547	503,995,369	419,458,087	84,537,282	83%
Transfers to Other Government Units	20,150,515,522	-2,146,102,268	18,004,413,254	16,567,367,983	1,437,045,271	92%
Social Security Benefits	9,700,000	-566,000	9,134,000	7,908,605	1,225,395	87%
Acquisition of Assets	1,691,558,967	-318,101,097	1,373,457,870	912,566,324	460,891,546	66%
<b>Total Payments</b>	<b>22,789,365,405.0</b>	<b>-2,619,689,846</b>	<b>20,169,675,559</b>	<b>18,182,750,083</b>	<b>1,986,925,476</b>	<b>90%</b>
Surplus/Deficit				1,336,748		

Notes:

1. The under receipts of 28% exchequer releases was caused by delays in funding of exchequer requests.
2. The under receipt of 29% on other receipts was caused by delays in honouring invoices by telecommunications suppliers.
3. The under expenditure of 17% on use of goods and services was caused by delays in honouring exchequer requests.
4. The under expenditure of 13% on social security benefits was caused by retired officers.
5. The under expenditure of 34% on acquisition of assets was caused by delays in funding exchequer requests.
6. The budget adjustment of Ksh 2,619,689,846 was caused by budget reallocations within the financial year.

*State Department for Information Communication Technology and Innovation  
Annual Report and Financial Statements for the year ended 30th June 2022*

The entity financial statements were approved on 22<sup>nd</sup> November, 2022 and signed by:



**JEROME OCHIENG, CBS  
PRINCIPAL SECRETARY**



**MARGARET KARIUKI  
SENIOR DEPUTY ACCOUNTANT GENERAL  
ICPAK MEMBER NUMBER: 4291**

11 (a) Summary Statement of Appropriation: Recurrent for FY 2021/22

Receipt/Expense Item	Original Budget a	Adjustments b	Final Budget c=a+b	Actual on Comparable Basis d	Budget Utilization Difference e=c-d	% of Utilization f=d/c%
<b>RECEIPTS</b>						
Exchequer releases	1,519,387,615.00	210,312,422.00	1,729,700,037.00	1,695,517,707.80	34,182,329.20	98%
Other Receipts	66,000,000.00		66,000,000.00	61,000,000.00	5,000,000.00	92%
<b>Total Receipts</b>	<b>1,585,387,615.00</b>	<b>210,312,422.00</b>	<b>1,795,700,037.00</b>	<b>1,756,517,707.80</b>	<b>39,182,329.20</b>	<b>98%</b>
<b>PAYMENTS</b>						
Compensation of Employees	259,000,000.00	19,675,066.00	278,675,066.00	275,449,083	3,225,982.95	99%
Use of goods and Services	165,690,916.00	-24,595,547.00	141,095,369.00	113,727,690	27,367,679.00	81%
Transfers to Other Government Units	1,144,000,000.00	218,000,000.00	1,362,000,000.00	1,356,999,999	5,000,001.00	100%
Social Security Benefits	9,700,000.00	-566,000.00	9,134,000.00	7,908,605	1,225,394.70	87%
Acquisition of Assets	6,996,699.00	-2,201,097.00	4,795,602.00	2,399,744	2,395,858.35	50%
<b>Total Payments</b>	<b>1,585,387,615.00</b>	<b>210,312,422.00</b>	<b>1,795,700,037.00</b>	<b>1,756,485,121.00</b>	<b>39,214,916.00</b>	<b>98%</b>
<b>Surplus/Deficit</b>				32,586.80		

Notes

1. The under expenditure of 19% on use of goods and services was caused by delayed exchequer funding.
2. The under expenditure of 13% on social security benefits was caused by retired staff.
3. The under expenditure of 50% on acquisition of assets was caused by delays in exchequer funding.

*State Department for Information Communication Technology and Innovation  
Annual Report and Financial Statements for the year ended 30th June 2022*

4. The adjustments of Ksh 210, 312,422 was caused by re-allocation and additional funding on the budget within the financial year.

The entity financial statements were approved on 22<sup>nd</sup> November, 2022 and signed by:



**JEROME OCHIENG, CBS  
PRINCIPAL SECRETARY**



**MARGARET KARIUKI  
SENIOR DEPUTY ACCOUNTANT GENERAL  
ICPAK MEMBER NUMBER: 4291**

11 (b) Summary Statement of Appropriation: Development for FY2021/22

Receipt/Expense Item	Original Budget a	Adjustments b	Final Budget c=a+b	Actual on Comparable Basis d	Budget Utilization Differences e=c-d	% of Utilization f=d/c %
<b>RECEIPTS</b>						
Exchequer releases	4,707,662,268.00	-1,130,002,268.00	3,577,660,000.00	2,122,034,481.95	1,455,625,518.05	59%
Proceeds from Foreign Borrowings	16,196,315,522.00	-1,700,000,000.00	14,496,315,522.00	14,107,171,402.95	389,144,119.05	97%
Other receipts	300,000,000.00	0.00	300,000,000.00	198,363,238.75	101,636,761.25	66%
<b>Total</b>	<b>21,203,977,790.00</b>	<b>-2,830,002,268.00</b>	<b>18,373,975,522.00</b>	<b>16,427,569,123.65</b>	<b>1,946,406,398.35</b>	<b>89%</b>
<b>PAYMENTS</b>						
Use of goods and Services	512,900,000.00	-150,000,000.00	362,900,000.00	303,330,654.00	59,569,346.00	84%
Transfers to Other Government Units	19,006,515,522.00	-2,364,102,268.00	16,642,413,254.00	15,210,367,984.50	1,432,045,269.50	91%
Acquisition of Assets	1,684,562,268.00	-315,900,000.00	1,368,662,268.00	912,566,324.00	456,095,944.00	67%
<b>Total</b>	<b>21,203,977,790.00</b>	<b>-2,830,002,268.00</b>	<b>18,373,975,522.00</b>	<b>16,426,264,962.50</b>	<b>1,947,710,559.50</b>	<b>89%</b>
Surplus/ Deficit				1,304,161.15		

Notes

1. The 41% under receipts on exchequer releases was caused by delays in funding exchequer requests.
2. The 34% under receipt was caused by delays in honouring invoices by telecommunications suppliers
3. The 16% under expenditure on use of goods and services was caused by delays in exchequer requests funding.
4. The 33% under expenditure on acquisition of assets was caused by delays in exchequer requests funding.
5. The adjustment of K.sh 2,830,002,268 was caused by budget cuts within the financial year.

*State Department for Information Communication Technology and Innovation  
Annual Report and Financial Statements for the year ended 30th June 2022*

The entity financial statements were approved on 22<sup>nd</sup> November, 2022 and signed by:



**JEROME OCHIENG, CBS  
PRINCIPAL SECRETARY**



**MARGARET KARIUKI  
SENIOR DEPUTY ACCOUNTANT GENERAL  
ICPAK MEMBER NUMBER: 4291**

11 (c) Budget Execution by Programmes and Sub-Programmes for FY2021/22

Programme/Sub-programme	Final Budget	Indicators	Outcomes	Actual on comparable basis	Budget utilization difference
	2022			2022	
	Kshs			Kshs	Kshs
General Administration Planning and Support Services	257,967,551.00	Number of policies developed	Improved efficiency of service delivery.	252,886,191.95	5,081,359.05
General Administration, Planning And Support Services	257,967,551.00			252,886,191.95	5,081,359.05
ICT Infrastructure Development	17,820,971,275.00	% of completion of the projects (Konza Technopolis city, Data Centre)	Increased access to efficient, reliable and affordable ICT services	16,357,228,414.70	1,463,742,860.30
ICT Infrastructure Connectivity	2,476,500,000.00			1,591,251,544.90	885,248,455.10
ICT and BPO Development	15,274,471,275.00			14,730,976,869.80	543,494,405.20
ICT and BPO Development	70,000,000.00			35,000,000.00	35,000,000.00
E-Government	2,090,736,733.00	% of maintenance and expansion of internet connectivity in Government Institutions	Knowledge based society	1,572,635,476.85	518,101,256.15
E-Government	2,090,736,733.00			1,572,635,476.85	518,101,256.15
<b>Total</b>	<b>20,169,675,559.00</b>			<b>18,182,750,083.50</b>	<b>1,986,925,475.50</b>

## **12. Notes to the Financial Statement**

The principle accounting policies adopted in the preparation of these financial statements are set out below:

### **1. Statement of Compliance and Basis of Preparation**

The financial statements have been prepared in accordance with Cash-basis International Public Sector Accounting Standards (IPSAS) as prescribed by the Public Sector Accounting Standards Board (PSASB) and set out in the accounting policy note below. This cash basis of accounting has been supplemented with accounting for; a) receivables that include imprests and salary advances and b) payables that include deposits and retentions.

The financial statements comply with and conform to the form of presentation prescribed by the PSASB. The accounting policies adopted have been consistently applied to all the years presented.

### **2. Reporting Entity**

The financial statements are for the State Department for Information Communication Technology and Innovation. The financial statements encompass the reporting entity as specified under Section 81 of the PFM Act 2012 and also comprise of the following development projects implemented by the entity:

- i. National Optic Fibre Backbone Infrastructure
- ii. Konza Technopolies Smart City
- iii. National Data Centre

### **3. Reporting Currency**

The financial statements are presented in Kenya Shillings (Kshs), which is the functional and reporting currency of the Government and all values are rounded to the nearest Kenya Shilling.

## **Significant Accounting Policies (Continued)**

### **4. Significant Accounting Policies**

The accounting policies set out in this section have been consistently applied by (name of the *entity*) for all the years presented.

#### **a) Recognition of Receipts**

The State Department for Information Communication Technology and Innovation recognises all receipts from the various sources when the event occurs, and the related cash has been received by the State Department for Information Communication Technology and Innovation.

##### **(i) Transfers from the Exchequer**

Transfers from the exchequer are recognized in the books of accounts when cash is received. Cash is considered as received when payment instruction is issued to the bank and notified to the receiving State Department for Information Communication Technology and Innovation.

##### **(ii) External Assistance**

External assistance is received through grants and loans from multilateral and bilateral development partners. Grants and loans shall be recognized in the books of accounts when cash is received. Cash is considered as received when a payment advice is received by the recipient entity or by the beneficiary. In case of grant/loan in kind, such grants are recorded upon receipt of the grant item and upon determination of the value. The date of the transaction is the value date indicated on the payment advice. A similar recognition criteria is applied for loans received in the form of a direct payment.

During the year ended 30<sup>th</sup> June 2022, there were no instances of non-compliance with terms and conditions which have resulted in cancellation of external assistance loans.

**Significant Accounting Policies (Continued)**

**(iii) Other receipts**

These include Appropriation-in-Aid and relates to receipts such as proceeds from disposal of assets and sale of tender documents. These are recognised in the financial statements the time associated cash is received.

**b) Recognition of payments**

The Entity recognises all payments when the event occurs, and the related cash has been paid out by the *Entity*.

**i) Compensation of Employees**

Salaries and wages, allowances, statutory contribution for employees are recognized in the period when the compensation is paid.

**ii) Use of Goods and Services**

Goods and services are recognized as payments in the period when the goods/services are paid for. Such expenses, if not paid during the period where goods/services are consumed, shall be disclosed as pending bills.

**iii) Interest on Borrowing**

Borrowing costs that include interest are recognized as payment in the period in which they are paid for.

**iv) Principal on borrowing**

The repayment of principal amount of borrowing is recognized as payment in the period in which the repayment is made.

**Significant Accounting Policies (Continued)**

**v) Acquisition of Fixed Assets**

The payment on acquisition of property plant and equipment items is not capitalized. The cost of acquisition and proceeds from disposal of these items are treated as payments and receipts items respectively. Where an asset is acquired in a non-exchange transaction for nil or nominal consideration and the fair value of the asset can be reliably established, a contra transaction is recorded as receipt and as a payment.

A fixed asset register is maintained and a summary provided for purposes of consolidation. This summary is disclosed as an annexure 2 to the financial statements.

**vi) In-kind contributions**

In-kind contributions are donations that are made to the Entity in the form of actual goods and/or services rather than in money or cash terms. These donations may include vehicles, equipment or personnel services. Where the financial value received for in-kind contributions can be reliably determined, the State Department for Information Communication Technology and Innovation includes such value in the statement of receipts and payments both as receipts and as payments in equal and opposite amounts; otherwise, the contribution is not recorded.

**vii) Third Party Payments**

Included in the receipts and payments, are payments made on its behalf to third parties in form of loans and grants. These payments do not constitute cash receipts and payments and are disclosed in the payment to third parties in the statement of receipts and payments as proceeds from foreign borrowings.

**Significant Accounting Policies (Continued)**

**c) Cash and Cash Equivalents**

Cash and cash equivalents comprise cash on hand and cash at bank, short-term deposits on call and highly liquid investments with an original maturity of three months or less, which are readily convertible to known amounts of cash and are subject to insignificant risk of changes in value. Bank account balances include amounts held at the Central Bank of Kenya and at various commercial banks at the end of the financial year.

A bank account register is maintained and a summary provided for purposes of consolidation.

**Restriction on Cash**

Restricted cash represents amounts that are limited/restricted from being used to settle a liability for at least twelve months after the reporting period. This cash is limited for direct use as required by stipulation.

Amounts maintained in deposit bank accounts are restricted for use in refunding third party deposits. As at 30th June 2022, this amounted to Kshs 177,807,906 compared to Kshs 210,350,248 in prior period as indicated on note 11. There were no other restrictions on cash during the year.

**d) Imprests and advances**

For the purposes of these financial statements, imprests and advances to authorised public officers and/or institutions which were not surrendered or accounted for at the end of the financial year are treated as receivables. This is in recognition of the government practice where the imprest payments are recognized as payments when fully accounted for by the imprest or Authority to Incur Expenditure (AIE) holders. This is an enhancement to the cash accounting policy. Other accounts receivables are disclosed in the financial statements.

### **Significant Accounting Policies (Continued)**

#### **e) Third party deposits and retention**

For the purposes of these financial statements, deposits and retentions held on behalf of third parties have been recognized on an accrual basis (as accounts payables). This is in recognition of the government practice of retaining a portion of contracted services and works pending fulfilment of obligations by the contractor and to hold deposits on behalf of third parties. This is an enhancement to the cash accounting policy adopted for National Government Ministries and Agencies.

Other liabilities including pending bills are disclosed in the financial statements.

#### **f) Pending Bills**

Pending bills consist of unpaid liabilities at the end of the financial year arising from contracted goods or services during the year or in past years. As pending bills do not involve the payment of cash in the reporting period, they recorded as 'memorandum' or 'off-balance' items. When the pending bills are finally settled, such payments are included in the Statement of Receipts and Payments in the year in which the payments are made.

#### **g) Budget**

The budget is developed on a comparable accounting basis (cash basis except for imprest and deposits and retentions, which are accounted for on an accrual basis), the same accounts classification basis, and for the same period as the financial statements. The original budget was approved by Parliament in June 2021 for the period 1<sup>st</sup> July 2021 to 30<sup>th</sup> June 2022 as required by Law and there were xx number of supplementary adjustments to the original budget during the year.

A comparison of the actual performance against the comparable budget for the financial year under review has been included in the financial statements. Government Development Projects are budgeted for under the MDAs but receive budgeted funds as transfers and account for them separately. These transfers are recognised as inter-entity transfers.

**Significant Accounting Policies (Continued)**

**h) Comparative Figures**

Where necessary, comparative figures for the previous financial year have been amended or reconfigured to conform to the required changes in presentation.

**i) Subsequent Events**

There have been no events after the financial year end with a significant impact on the financial statements for the year ended 30<sup>th</sup> June 2022.

**j) Prior Period Adjustment**

During the year, errors that have been corrected are disclosed under note 13 explaining the nature and amounts.

**k) Related Party Transactions**

Related party means parties are related if one party has the ability to:

- a) Control the other party or
- b) Exercise significant influence over the other party in making financial and operational decisions, or if the related party entity and another entity are subject to common control.

Related party transaction is a transfer of resources or obligations between related parties regardless of whether a price is charged.

## **Significant Accounting Policies (Continued)**

### **l) Contingent Liabilities**

A contingent liability is:

- a) A possible obligation that arises from past events and whose existence will be confirmed only by the occurrence or non-occurrence of one or more uncertain future events not wholly within the control of the entity; or
- b) A present obligation that arises from past events but is not recognised because:
  - i) It is not probable that an outflow of resources embodying economic benefits or service potential will be required to settle the obligation; or
  - ii) The amount of the obligation cannot be measured with sufficient reliability.

Some of contingent liabilities may arise from: litigation in progress, guarantees, indemnities. Letters of comfort/ support, insurance, Public Private Partnerships, The State Department for Information Communication Technology and Innovation does not recognize a contingent liability but discloses details of any contingencies in the notes to the financial statements unless the possibility of an outflow of resources embodying economic benefits or service potential is remote. **Note 21** and Annex 5 of this financial statement is a register of the contingent liabilities in the year.

## Notes to the Financial Statements

### 1 Exchequer releases

Description	2021-2022	2020-2021
	Kshs	Kshs
Total Exchequer Releases for quarter 1	435,073,130	1,017,017,561
Total Exchequer Releases for quarter 2	1,008,341,836	842,066,242
Total Exchequer Releases for quarter 3	922,247,066	545,276,579
Total Exchequer Releases for quarter 4	1,451,890,157	3,014,708,620
<b>TOTAL</b>	<b>3,817,552,190</b>	<b>5,419,069,002</b>

The budgeted exchequer was Ksh 5,307,360,037 we received Ksh 3,817,552,190

### 2 Proceeds from Foreign Borrowings

	2021-2022	2020-2021
	Kshs	Kshs
Foreign Borrowing - Direct Payments	14,107,171,403	12,535,780,458
<b>TOTAL</b>	<b>14,107,171,403</b>	<b>12,535,780,458</b>

The borrowing was made from China of Ksh 3,906,995,051.90 for Data Centre at Konza Technopolies, from China of Ksh 436,860,829.10 for National Optic Fibre Backbone Project and from Italy of Ksh 9,763,315,521.95 for Konza Techcity project.

### 3 Other Receipts

	2021-2022	2020-2021
	Kshs	Kshs
Other Property Income collected as AIA	61,000,000.00	
Administrative Fees and Charges collected as AIA	198,363,238.75	
	<b>259,363,238.75</b>	-

The Ksh 61,000,000 was AIA collected by Konza Technopolies and Ksh 193,363,238.75 was AIA collected by ICT Authority.

Notes to the Financial Statements (Continued)

4 Compensation to Employees

	2021-2022	2020-2021
	Kshs	Kshs
Basic salaries of permanent employees	168,886,115	164,067,232
Basic wages of temporary employees	2,271,000	1,678,957
Personal allowances paid as part of salary	104,291,969	93,613,782
<b>TOTAL</b>	<b>275,449,083</b>	<b>259,359,971</b>

5 Use of Goods and Services

	2021-2022	2020-2021
	Kshs	Kshs
Utilities, supplies and services	42,898	1,654,617
Communication, supplies and services	3,208,278	6,499,488
Domestic travel and subsistence	12,027,899	17,448,240
Foreign travel and subsistence	1,539,365	1,621,681
Printing, advertising and information supplies & services	2,289,609	3,220,854
Rentals of produced assets	54,197,445	128,743,132
Training expenses	14,234,382	10,896,381
Hospitality supplies and services	9,515,637	22,181,127
Specialised materials and services	795,240	954,808
Office and general supplies and services	2,175,443	5,078,943
Other operating expenses	298,269,174	105,988,245
Routine maintenance – vehicles and other transport equipment	5,220,631	9,824,207
Routine maintenance – other assets	10,511,273	1,595,523
Fuel Oil and Lubricants	5,430,812	10,949,002
Exchange Rate Losses		
<b>TOTAL</b>	<b>419,458,087</b>	<b>326,656,248</b>

Notes to the Financial Statements (Continued)

6 Grants and Transfers to other Government Entities

Description	2021-2022	2020-2021
	Kshs	Kshs
Transfers to National Government entities		
(SCOA Codes 2630100, 2630200, 2640400, 2640500, 2649900, 2820100, 2820200, 2820300)	16,567,367,983	14,226,812,907
See attached list		
<b>TOTAL</b>	<b>16,567,367,983</b>	<b>14,226,812,907</b>

6 b: Transfers to self – reporting entities in the year

The above transfers were made to the following self-reporting entities in the year:

Description	Recurrent	Development	2021-2022	2020-2021
	Kshs	Kshs	Total	Total
<b>Transfer to SAGAs</b>				
ICT Authority	556,900,000	1,052,457,410	1,609,357,410	2,083,416,845
Konza Tech Dev Authority	550,099,999	487,600,000	1,037,699,999	980,200,000
Data Protection Commission	250,000,000		250,000,000	
<b>Transfer to projects (Direct Payments)</b>			-	
Impresa Costituzione Maltauro - Konza Technocity Project		9,763,315,522	9,763,315,522	9,255,709,967
Huawei Tech-Data Centre at Konza Technocity		3,906,995,052	3,906,995,052	1,907,486,095
<b>TOTAL</b>	<b>1,356,999,999</b>	<b>15,210,367,984</b>	<b>16,567,367,983</b>	<b>14,226,812,907</b>

We have confirmed these amounts with the recipient entities and attached these confirmations as an Appendix to this financial statements

Notes to the Financial Statements (Continued)

7 Social Security Benefits

	2021-2022	2020-2021
	Kshs	Kshs
Government pension and retirement benefits	7,908,605	5,788,402
<b>TOTAL</b>	<b>7,908,605</b>	<b>5,788,402</b>

8 Acquisition of Assets

	2021-2022	2020-2021
	Kshs	Kshs
<b>Non Financial Assets</b>		
Refurbishment of Buildings		
Construction and Civil Works		239,059
Purchase of Vehicles and Other Transport Equipment		
Purchase of Office Furniture and General Equipment	4,147,194	231,031,266
Purchase of Specialised Plant, Equipment and Machinery	275,398,385	1,409,502,291
Rehabilitation and Renovation of Plant, Machinery and Equip.		
Research, Studies, Project Preparation, Design & Supervision	196,159,916	38,728,803
<b>Sub Total</b>	<b>475,705,495</b>	<b>1,679,501,419</b>
<b>Financial Assets</b>		
Domestic Public Non-Financial Enterprises	436,860,829	1,372,584,396
<b>Sub Total</b>	<b>436,860,829</b>	<b>1,372,584,396</b>
<b>TOTAL</b>	<b>912,566,324</b>	<b>3,052,085,815</b>

Domestic Public Non-Financial Enterprises relates to engineering services and project management for National Optic Fibre Backbone Infrastructure (NOFBI)

Notes to the Financial Statements (Continued)

9 Cash and Bank Accounts

9A: Bank Accounts

Name of Bank, Account No. & currency	Amount in bank account currency	Indicate whether recurrent, Development, deposit e.t.c	Exc rate (if in foreign currency)	2021-2022	2020-2021
				Kshs	Kshs
Central Bank of Kenya, 1000302348, KShs		Recurrent	1	32,587	103,670
Central Bank of Kenya, 1000302364, KShs		Development	1	1,202,382	84,152,138
Central Bank of Kenya, 1000302388, KShs		Deposit	1	177,807,906	210,350,247
<b>Total</b>	-			<b>179,042,876</b>	<b>294,606,055</b>

10 : Imprests and Advances

Description	2021-2022	2020-2021
	Kshs	Kshs
Salary advances	82,702	7,485
Clearance accounts	14,986,558	87,986,458
<b>TOTAL</b>	<b>15,069,260</b>	<b>87,993,943</b>

Name of the Institutions (Clearance accounts)	Amount given (AIE)		Accounted	Balance
	FY 2018/2019	FY 2019/2020		
Ministry of lands	72,999,900.00		72,999,900.00	-
National Lands Commission		14,966,364.45	-	14,966,364.45
Film field stations				20,194.00
<b>Total</b>	<b>72,999,900.00</b>	<b>14,966,364.45</b>	<b>72,999,900.00</b>	<b>14,986,558.45</b>

Notes to the Financial Statements (Continued)

11 Third party deposits and retention

	2021-2022	2020-2021
	Kshs	Kshs
Retention	407,794	3,735,147
Deposits	177,400,112	206,615,101
<b>TOTAL</b>	<b>177,807,906</b>	<b>210,350,248</b>

Supplier of goods or services	Original amount	Date contract ed	Amount paid to date	Outstanding balance 2022
	a	b	c	d= a-c
1. Albators General Construction	196,845		-	196,845
2. Interlink Industries	891,433		891,433	-
4. Komag Enterprises	193,124		-	193,124
5. Sarawet Agencies	1,527,444		1,527,444	-
6. Valley Enterprises	926,301		926,301	-
<b>Sub Total</b>	<b>3,735,147</b>	<b>-</b>	<b>3,345,178</b>	<b>389,969</b>
<b>Supply of services</b>				
6. HUAWEI	17,825		-	17,825
<b>Grand Total</b>	<b>3,752,972</b>	<b>-</b>		<b>407,794</b>
NIIMS	40,600		40,600	-
Interior Department	5,024,500		4,350,900	673,600
NMS	6,532,176		6,532,176	-
KENHA(Rironi-Mau Summit Road Project)	352,509,529		346,457,718	6,051,811
KENHA(Kenol-Marua Road Project)	133,617,637		64,157,137	69,460,500
KENHA (Expressway Road Project)	141,000,000		39,785,799	101,214,201
<b>GRAND TOTALS</b>				<b>177,807,906</b>

Notes to the Financial Statements (Continued)

12 . Fund Balance Brought Forward

	2021-2022	2020-2021
	Kshs	Kshs
Bank accounts	294,606,055	13,372,245
Cash in hand		341
Receivables - Outstanding Imprests	87,993,943	101,290,974
Payables - Deposits	(210,350,248)	(11,515,061)
<b>TOTAL</b>	<b>172,249,750</b>	<b>103,148,499</b>

13 Prior Year Adjustments

	Balance b/f FY 2020/2021 as per Financial statements	Adjustments	Adjusted Balance b/f FY 2020/2021
Description of the error	Kshs	Kshs	Kshs
Bank account Balances	294,606,055.00	- 84,282,268.00	210,323,787.00
Accounts Payables	210,350,248.00		
Receivables	87,993,943.00	- 73,000,000.00	14,993,943.00
	<b>592,950,246.00</b>	<b>- 157,282,268.00</b>	<b>225,317,730.00</b>

- Adjustments of Ksh 84,282,268.00 relates to unspent exchequer that were taken back by the National Treasury at the close of FY 2020/2021 from both recurrent and development bank accounts.
- The Adjustment of Ksh 73,000,000 relates to AIE that had been issued to Ministry of Lands and physical planning in FY 2018/19

Notes to the Financial Statements (Continued)

**14 (Increase)/ Decrease in Advances and Imprests**

Description	2021-2022	2020-2021
	Kshs	Kshs
Receivables As At 1 <sup>st</sup> July (A)	87,993,943	101,290,974.00
Receivables As At 30 <sup>th</sup> June (B)	15,069,260	87,993,943.00
(Increase)/ Decrease in Receivables (C=(B-A))	<b>72,924,683</b>	<b>13,297,031</b>

**15 Increase/ (Decrease) in Retention and Third-Party Deposits**

Description	2021-2022	2020-2021
	Kshs	Kshs
Payables As At 1 <sup>st</sup> July	210,350,248.00	11,515,061.00
Payables As At 30 <sup>th</sup> June	177,807,906.00	210,350,248.00
Increase/ (Decrease) In Payables	<b>(32,542,342.00)</b>	<b>198,835,187.00</b>

**16 Related Party Disclosures**

Related party disclosure is encouraged under non-mandatory section of the Cash Basis IPSAS.

The following comprise of related parties to the State Department for ICT & Innovation

- i) Key management personnel that include the Cabinet Secretaries and Accounting Officers
- ii) Other Ministries Departments and Agencies and Development Projects;
- iii) State Corporations and Semi-Autonomous Government Agencies.

## 17 Other Important Disclosures

### 17.1 Related party transactions:

Description	2021-2022	2020-2021
	Kshs	Kshs
Key Management Compensation	61,558,558	60,548,500.00
<b>Transfers to Related Parties</b>		
Transfers to SCs and SAGAs	2,897,057,409.00	3,063,616,845.00
Transfers to Development Project	13,670,310,574.00	11,163,196,062.00
<b>Total Transfers to Related Parties</b>	<b>16,567,367,983.00</b>	<b>14,226,812,907.00</b>
<b>Purchase of Goods and Services</b>		
Rent paid to Govt. Agencies	14,726,350.80	-
Training Fees paid to Govt Agencies	162,400.00	161,700.00
Conference Facilities hired from Govt. Agencies	2,159,500.00	7,764,539.00
<b>Total Goods and Services paid to Govt. Agencies</b>	<b>17,048,250.80</b>	<b>7,926,239.00</b>
<b>Transfers from Related Parties</b>		
Transfers from the Exchequer	3,817,552,190	5,419,069,002
Transfers from other MDAs	432,127,166	206,532,176
<b>Total Transfers from Related Parties</b>	<b>4,249,679,356</b>	<b>5,625,601,178</b>

Notes to the Financial Statements (Continued)

18 Pending Accounts Payable (See Annex 1)

	Balance b/f FY 2020/2021	Cumulative additions for the period	Paid during the period	Balance c/f for the period
Description	Kshs	Kshs	Kshs	Kshs
Supply of goods				
Supply of services	28,559,663.40	178,918,663.68	11,374,334.40	196,103,992.68
<b>Total</b>	<b>28,559,663.40</b>	<b>178,918,663.68</b>	<b>11,374,334.40</b>	<b>196,103,992.68</b>

19 External Assistance

	FY 2021/2022	FY 2021/2022
Description	Kshs	Kshs
External Assistance received as Loans and Grants	14,107,171,402.95	12,535,780,458.00
<b>Total</b>	<b>14,107,171,402.95</b>	<b>12,535,780,458.00</b>

a) External assistance relating loans and grants

	FY 2021/2022	FY 2021/2022
Description	Kshs	Kshs
External Assistance received as Loans	14,107,171,402.95	12,535,780,458.00
<b>Total</b>	<b>14,107,171,402.95</b>	<b>12,535,780,458.00</b>

Notes to the Financial Statements (Continued)

b) Classes of providers of external assistance

	FY 2021/2022	FY 2020/2021
Description	Kshs	Kshs
Bilateral Donors	14,107,171,402.95	12,535,780,458.00
<b>Total</b>	<b>14,107,171,402.95</b>	<b>12,535,780,458.00</b>

*Notes to the Financial Statements (Continued)*

*External assistance was provided for Economic development.*

*c) Purpose and use of external assistance*

<b>Description</b>	<b>FY 2021/2022</b>	<b>FY 2020/2021</b>
	<b>Kshs</b>	<b>Kshs</b>
Other Grants and Transfers	13,670,310,573.85	11,163,196,062.00
Acquisition of Assets	436,860,829.10	1372584396
<b>Total</b>	<b>14,107,171,402.95</b>	<b>12,535,780,458.00</b>

*d) External Assistance paid on behalf of State Department for ICT by Source*

*This relates to external assistance paid directly by third parties to settle obligations on behalf of the entity*

	<b>FY 2021/2022</b>	<b>FY 2020/2021</b>
<b>Description</b>	<b>Kshs</b>	<b>Kshs</b>
Bilateral Donors	14,107,171,402.95	12,535,780,458.00
<b>Total</b>	<b>14,107,171,402.95</b>	<b>12,535,780,458.00</b>

*Notes to the Financial Statements (Continued)*

**20 Payments by third party on behalf of State Department for Information Communication Technology and Innovation**

*This relates to payments done directly to supplier on behalf of the county governments such as; national government may fund the operation of health or education program, a donor may pay directly for construction of a given market etc.*

*a) Classification by Source*

	<b>FY 2021/2022</b>	<b>FY 2020/2021</b>
<b>Description</b>	<b>Kshs</b>	<b>Kshs</b>
Bilateral donors	14,107,171,402.95	12,535,780,458.00
<b>Total</b>	<b>14,107,171,402.95</b>	<b>12,535,780,458.00</b>

*b) Classification of payments made by Third Parties by Nature of expenses*

<b>Payments made by Third Parties</b>	<b>FY 2021/2022</b>	<b>FY 2020/2021</b>
	<b>Kshs</b>	<b>Kshs</b>
Other grants and transfers	13,670,310,573.85	11,163,196,062.00
Acquisition of Assets	436,860,829.10	1,372,584,396.00
<b>Total</b>	<b>14,107,171,402.95</b>	<b>12,535,780,458.00</b>

**21 Contingent Liabilities**

<b>Contingent liabilities</b>	<b>2021-2022</b>	<b>2020-2021</b>
	<b>Kshs</b>	<b>Kshs</b>
Court case against the State Department for ICT & Innovation	17,886,198.00	17,886,198.00
<b>Total</b>	<b>17,886,198.00</b>	<b>17,886,198.00</b>

Notes to the Financial Statements (Continued)

22 Progress on follow up of Prior Years Auditor-General's recommendations

23 The following is the summary of issues raised by the Auditor-General during the prior year and management comments that were provided.

Reference No. on the external audit Report	Issue / Observations from Auditor	Management comments	Status:	Timeframe:
			(Resolved / Not Resolved)	(Put a date when you expect the issue to be resolved)
1149	<p><b>Unconfirmed Proceeds from Foreign Borrowings</b> -As disclosed in Note 2 to the financial statements, the statement of receipts and payments reflects foreign borrowings totalling to Kshs.12,535,780,458. The balance relates to direct payments made by a Chinese Bank to the Contractor for undertaking the implementation of Konza Data Centre and Smart City Facilities Project. The payments made comprised of borrowings totalling to Kshs.2,671,086,095 for Data Centre at Konza Technopolis, an amount of Kshs.608,984,395 from China for National Optic Fibre Backbone Project and a total of Kshs.9,255,709,966 for Konza Techcity Project respectively. However, the payments were supported by photocopies of documents instead of original documents which the Management indicated that they were forwarded to the lender. Consequently, it has not been possible to confirm the propriety of</p>	<p>It is true that payments totaling to Ksh 12,535,780,458 made in respect to Data centre at Konza Technopolis (Ksh 2,671,086,095), National Optic Fibre Backbone Project (Ksh 608,984,395) and Konza Techcity Project (Ksh 9,255,709,966) were supported by photocopies of documents. This was caused by compliance with Treasury Circular No 15/2019 dated 11<sup>th</sup> December, 2019 which requires that after the processing of the payments, where development partners make payments in respect of the contract sum directly to contractors or other persons involved in the implementation of Officially Aid Funded Projects, the MDAs shall submit the processed payments request to the National Treasury and planning for further processing. Additionally, It has since been agreed that copies should henceforth be certified as true copies before submission to the National Treasury.</p>	Resolved	

*State Department for Information Communication Technology and Innovation  
Annual Report and Financial Statements for the year ended 30th June 2022*

	payments of totalling to Kshs.12,535,780,458.			
<b>1150</b>	<b>Pending Bills</b> -As disclosed under Annex 1 to the financial statements, the State Department had pending accounts payable totalling to Kshs.28,559,663 as at 30 June, 2021 which mainly arose during the year. However, Management has not provided satisfactory explanation for failure to settle the bills during the year under review. Further, failure to settle bills during the year to which they relate distorts the financial statements and adversely affects the budgetary provisions for the subsequent year as they form a first charge	It is true that the State Department had pending accounts payable totalling to Ksh 28,559,663 as at 30 <sup>th</sup> June, 2021. Most of these bills could not be processed due budget cuts . However, majority have since been settled.	Not Resolved	30th Dec, 2022
<b>1151</b>	<b>Unresolved Prior Year Issues</b> -In the report of the previous year, several paragraphs were raised under the Report on Financial Statements, Other Matter and Report on Lawfulness and Effectiveness in Use of Public Resources. Although the Management has indicated that some of the issues have been resolved under progress on follow up of auditor's recommendation section of the financial statements, the matters remained unresolved as at 30 June, 2021.	It is true that some prior years audit matters had been outstanding as at 30 <sup>th</sup> June, 2021. However, most of them were resolved as at 30 <sup>th</sup> September, 2021 being the deadline for submission of the annual reports and financial statements	Resolved	

*State Department for Information Communication Technology and Innovation  
Annual Report and Financial Statements for the year ended 30th June 2022*

1152	<p><b>Budgetary Control and Performance</b>-The summary statement of appropriation - recurrent and development combined reflected actual receipts of Kshs.17,954,849,460 against a budget of Kshs.19,449,102,512 377 resulting into a receipts shortfall of Kshs.1,494,253,052 of the budgeted receipts. Similarly, the statement reflects final expenditure budget and actual on comparable basis of Kshs.19,449,102,512 and Kshs.17,870,703,341 respectively resulting to an under[1]expenditure of Kshs.1,578,399,171 of the budget. The shortfall in budgeted receipts and under-expenditure implies that the overall goals and objectives of the State Department were not achieved as planned impacting negatively on service delivery to the public.</p>	<p>It is true that statement of appropriation recurrent and development reflected receipts shortfall of Ksh 1,494,253,052 and under expenditure of Ksh 1,578,399,171. This shortfalls resulted from delays in processing loan AIA payments due to tax issues resulting to under receipt on proceeds from foreign borrowing and under expenditure on the respective expenditure items. The payments have since been processed.</p>	Resolved	
------	---	---	----------	--

Principal Secretary

Principal Accounts Controller

Annexes

Annex 1 - Analysis of Pending Accounts Payable

Supplier of Goods or services	Original Amount	Date Contracted	Amount paid to date	Outstanding Balance for the period	Outstanding Balance prior year audited	Comments
	A	B	C	D=A-C		
Coseke Kenya Limited	7,581,300.20			7,581,300.20		
Safaricom Limited	13,928,651.28			13,928,651.28		
Safaricom Limited	704,909.55			704,909.55		
Safaricom Limited	549,800.00			549,800.00		
Soulco Kenya Limited	12,973,405.42			12,973,405.42		
Soulco Kenya Limited	12,973,405.42			12,973,405.42		
Westcom Hub Enterprise Limited	1,630,072.00			1,630,072.00		
Mannito Tours and Travel Ltd	66,025.00			66,025.00		
Blue Lake Agencies	312,000.00			312,000.00		
Lewaka General Merchants Ltd	318,000.00			318,000.00		
Postal Corporation of Kenya	146,929.00			146,929.00		
Postal Corporation of Kenya	10,905.00			10,905.00		
MFI Technology Limited	201,473.65			201,473.65		
Institute of Human Resource Management	41,000.00			41,000.00		
Smart Print Ventures	152,500.00			152,500.00		
Next Technologies Limited	8,245,348.56			8,245,348.56		
Next Technologies Limited	10,306,685.70			10,306,685.70		
Next Technologies Limited	4,748,408.40			4,748,408.40		
Next Technologies Limited	214,296.45			214,296.45		
Whitespace Technologies Limited	4,115,680.00			4,115,680.00		
Telkom Kenya Limited	6,051,625.55			6,051,625.55		
Kenya Power and Lighting Co.	10,638,714.34			10,638,714.34		
Kenya Power and Lighting Co.	10,638,714.34			10,638,714.34		
Kenya Power and Lighting Co.	121,945.10			121,945.10		
Safrah Supplies	187,000.00			187,000.00		
PS Broadcasting and Telecommunication	205,045.00			205,045.00		
Wanmart Merchants	603,200.00			603,200.00		

*State Department for Information Communication Technology and Innovation  
Annual Report and Financial Statements for the year ended 30th June 2022*

Finton Logistics Ltd	19,200.00			19,200.00	
Finton Logistics Ltd	28,800.00			28,800.00	
Burstex Investments	949,500.00			949,500.00	
Pelphin Agencies	256,831.00			256,831.00	
Ramji Haribhai Devani	500,000.00			500,000.00	
Geal Enterprises	109,500.00			109,500.00	
Fapeha Lited	1,497,221.00			1,497,221.00	
JKUAT Industrial Park	525,000.00			525,000.00	
Specicom Technologies Limited	2,409,000.00			2,409,000.00	
Kenya Railways Corporation	1,752,897.72			1,752,897.72	
Swot Networking Agencies	324,000.00			324,000.00	
Kirogo Investments	256,700.00			256,700.00	
Jaysly Agency	797,500.00			797,500.00	
Giovanni Supplies	335,200.00			335,200.00	
Vtex Enterprises	347,000.00			347,000.00	
Relay Agencies	353,200.00			353,200.00	
Professional Marketing Services Ltd	17,185,329.00	Historical pending bill	-	17,185,329.00	
Soliton Telmec Limited	27,276,240.00			27,276,240.00	Awaiting AIE from KENHA
Geonet Technologies	33,513,834.00			33,513,834.00	
<b>TOTAL</b>	<b>196,103,992.68</b>		<b>0.00</b>	<b>178,918,663.68</b>	<b>0.00</b>

*State Department for Information Communication Technology and Innovation  
Annual Report and Financial Statements for the year ended 30th June 2022*

**Annex 2 – Summary of Fixed Asset Register**

Asset class	Historical Cost b/f	Additions during the year	Disposals during the year	Historical Cost c/f
	(Kshs) 2020/2021	(Kshs)	(Kshs)	(Kshs) 2021/2022
Buildings and structures	801,089	0		801,089
Transport equipment	350,174,243	0		350,174,243
Office equipment, furniture and fittings	579,927,149	4,147,194		584,074,343
ICT Equipment, Software and Other ICT Assets	15,653,520,760	908,419,131		16,561,939,891
Other Machinery and Equipment	218,450			218,450
<b>Total</b>	<b>16,584,641,691</b>	<b>912,566,324</b>		<b>17,497,208,015</b>

**Annex 3 – List of Projects implemented by State Department for ICT and Innovation**

<b>Ref</b>	<b>Project Name</b>	<b>Principal activity of the project</b>	<b>Accounting Officer</b>	<b>Project consolidated in these financial statements(yes/no)</b>
1	National Optic Fibre Backbone	Laying of Optic Fibre Across the Country	Principal Secretary	YES
2	Konza Technopolis City	Construction of Konza Technopolis City	Principal Secretary	YES
3	National Data Centre	Construction of National Data Centre at Konza Technopolis City	Principal Secretary	YES

Annex 4 – List of SAGAs under State Department for ICT & Innovation

Ref	SC, SAGA or Public Fund's name	Principal activity of entity	Accounting Officer	Amount transferred during the year	Inter- entity reconciliations done?(yes/no)
1	ICT Authority	Rationalising and streamlining the management of all Government of Kenya ICT functions	CEO	1,609,357,410.00	YES
2	Konza Tech Development Authority	Construction of Konza Technopolis City	CEO	1,037,699,999.00	YES
3	Office of the Data Protection Commissioner	Guarantee the right to privacy as a fundamental right	CEO	250,000,000.00	YES

*State Department for Information Communication Technology and Innovation  
Annual Report and Financial Statements for the year ended 30th June 2022*

**Annex 5 – Contingent Liabilities Register**

1	Nature of contingent liability	Payable to	Currency	Estimated Amount Kshs	Expected date of payment	Remarks
	Court case	Professional Marketing Services	Ksh	17,185,329.00	30th December, 2022	

**Annex 6- Reports Generated from IFMIS**

The following financial reports generated from IFMIS should be attached as appendices to these financial statements.

- i. GOK IFMIS Comparison Trial Balance
- ii. FO30 (Bank reconciliations) for all bank accounts
- iii. GOK IFMIS Receipts and Payments Statement
- iv. GOK IFMIS Statement of Financial Position
- v. GOK IFMIS Statement of Cash Flows
- vi. GOK IFMIS Notes to the Financial Statements
- vii. GOK IFMIS Statement of Budget Execution
- viii. GOK IFMIS Statement of Deposits
- ix. GOK IFMIS Budget Execution by Programme and Economic Classification
- x. GOK IFMIS Budget Execution by Heads and Programmes
- xi. GOK IFMIS Budget Execution by Programmes and Sub-programmes



### Trial Balance Comparison Report

Entity: 1122-State Department For Information Communication and Technology & Innovation

Current Period: JUL-21 To JUN-22

Compare With: JJUL-20 To ADJ2-21

Account No and Description	Current Period		Previous period	
	Debit Balance	Credit Balance	Debit Balance	Credit Balance
	Kshs	Kshs	Kshs	Kshs
1410501 Rent of Land & Buildings	0.00	61,000,000.00	0.00	0.00
1410500 Other Property Income collected as AIA	0.00	61,000,000.00	0.00	0.00
1410000 Property Income	0.00	61,000,000.00	0.00	0.00
1420216 Examination and Tuition Fees	0.00	0.00	0.00	0.00
1420200 Administrative Fees and Charges	0.00	0.00	0.00	0.00
1420318 Licence Fees	0.00	198,363,238.75	0.00	0.00
1420300 Administrative Fees and Charges collected as AIA	0.00	198,363,238.75	0.00	0.00
1420000 Sales of Goods and Services	0.00	198,363,238.75	0.00	0.00
2110101 Basic Salaries - Civil Service	168,885,114.50	0.00	164,067,231.75	0.00
2110100 Basic Salaries - Permanent Employees	168,885,114.50	0.00	164,067,231.75	0.00
2110201 Contractual Employees	0.00	0.00	313,356.75	0.00
2110202 Casual Labour - Others	2,271,000.00	0.00	1,365,600.00	0.00
2110200 Basic Wages - Temporary Employees	2,271,000.00	0.00	1,678,956.75	0.00
2110301 House Allowance	55,700,895.00	0.00	50,562,500.00	0.00
2110304 Overtime - Civil Service	2,703,750.00	0.00	3,262,047.15	0.00
2110305 Prosecutorial and State Counsel Allowance	494,400.00	0.00	360,000.00	0.00
2110307 Hardship Allowance	534,784.65	0.00	504,587.00	0.00
2110309 Special Duty Allowance	4,848,053.75	0.00	1,820,998.50	0.00
2110311 Transfer Allowance	494,822.85	0.00	484,800.00	0.00
2110312 Responsibility Allowance	3,824,260.00	0.00	2,935,667.60	0.00
2110313 Entertainment Allowance	2,003,400.00	0.00	2,164,645.10	0.00
2110314 Transport Allowance	14,552,697.65	0.00	13,382,300.00	0.00
2110315 Extreneous Allowance	3,056,066.15	0.00	2,728,722.20	0.00
2110317 Domestic Servant Allowance	578,448.00	0.00	546,000.00	0.00
2110318 n Practising Allowance	244,583.00	0.00	180,000.00	0.00
2110319 Top-up House Allowance	0.00	0.00	0.00	0.00
2110320 Leave Allowance	1,655,807.55	0.00	1,081,514.00	0.00
2110327 Ministerial Allowance	3,600,000.00	0.00	3,600,000.00	0.00
2110336 Car Purchase Allowance	9,999,999.95	0.00	10,000,000.00	0.00
2110300 Personal Allowances paid as part of Salary	104,291,968.55	0.00	93,613,781.55	0.00
2110000 Wages and Salary Contributions	275,449,083.05	0.00	259,359,970.05	0.00
2210101 Electricity	0.00	0.00	1,654,616.60	0.00
2210102 Water and Sewerage Charges	42,898.25	0.00	0.00	0.00
2210103 Gas expenses	0.00	0.00	0.00	0.00
2210100 Utilities, Supplies and Services	42,898.25	0.00	1,654,616.60	0.00
2210201 Telephone, Telex, Facsimile and Mobile Phone Services	3,027,394.10	0.00	6,229,050.00	0.00
2210202 Internet Connections	0.00	0.00	40,000.00	0.00
2210203 Courier & Postal Services	180,884.00	0.00	230,437.80	0.00
2210200 Communication, Supplies and Services	3,208,278.10	0.00	6,499,487.80	0.00
2210301 Travel Costs (airlines, bus, railway, mileage allowances, etc.)	4,895,599.50	0.00	5,567,223.60	0.00
2210302 Accommodation - Domestic Travel	3,290,901.00	0.00	6,849,221.55	0.00
2210303 Daily Subsistence Allowance	3,207,210.50	0.00	4,398,172.00	0.00
2210304 Sundry Items (e.g. airport tax, taxis, etc?)	0.00	0.00	0.00	0.00
2210307 Passage & Transfer Expenses	634,188.00	0.00	684,023.00	0.00
2210300 Domestic Travel and Subsistence, and Other Transportation Costs	12,027,899.00	0.00	17,498,640.15	0.00
2210401 Travel Costs (airlines, bus, railway, etc.)	606,930.00	0.00	639,654.40	0.00
2210402 Accommodation	457,028.00	0.00	407,400.00	0.00
2210403 Daily Subsistence Allowance	475,407.00	0.00	574,626.45	0.00
2210404 Sundry Items (e.g. airport tax, taxis, etc?)	0.00	0.00	0.00	0.00
2210400 Foreign Travel and Subsistence, and other transportation costs	1,539,365.00	0.00	1,621,680.85	0.00
2210502 Publishing & Printing Services	1,466,660.00	0.00	2,036,733.55	0.00
2210503 Subscriptions to Newspapers, Magazines and Periodicals	677,149.30	0.00	1,079,120.00	0.00

Account No and Description	Current Period		Previous period	
	Debit Balance	Credit Balance	Debit Balance	Credit Balance
2210504 Advertising, Awareness and Publicity Campaigns	0.00	0.00	0.00	0.00
2210505 Trade Shows and Exhibitions	145,800.00	0.00	105,000.00	0.00
2210500 Printing, Advertising and Information Supplies and Services	2,289,609.30	0.00	3,220,853.55	0.00
2210603 Rents and Rates - Non-Residential	54,197,445.00	0.00	128,473,732.40	0.00
2210604 Hire of Transport, Equipment	0.00	0.00	269,400.00	0.00
2210600 Rentals of Produced Assets	54,197,445.00	0.00	128,743,132.40	0.00
2210701 Travel Allowance	5,579,605.00	0.00	6,107,675.00	0.00
2210702 Remuneration of Instructors and Contract Based Training Services	2,702,100.00	0.00	2,131,350.00	0.00
2210703 Production and Printing of Training Materials	19,125.00	0.00	19,125.00	0.00
2210704 Hire of Training Facilities and Equipment	3,252,307.40	0.00	0.00	289,914.95
2210705 Field Training Attachments	0.00	0.00	0.00	0.00
2210706 Book Allowance	3,580.00	0.00	35,350.00	0.00
2210707 Project Allowance	0.00	0.00	21,500.00	0.00
2210709 Research Allowance	0.00	0.00	0.00	0.00
2210710 Accommodation Allowance	507,584.00	0.00	432,352.90	0.00
2210711 Tuition Fees Allowance	664,901.00	0.00	1,819,943.05	0.00
2210712 Trainee Allowance	1,479,980.00	0.00	619,000.00	0.00
2210714 Gender Mainstreaming	25,200.00	0.00	0.00	0.00
2210700 Training Expenses	14,234,382.40	0.00	11,186,295.95	289,914.95
2210801 Catering Services (receptions), Accommodation, Gifts, Food and Drinks	1,283,193.00	0.00	3,748,213.60	0.00
2210802 Boards, Committees, Conferences and Seminars	8,184,444.00	0.00	18,406,913.00	0.00
2210805 National Celebrations	7,000.00	0.00	3,000.00	0.00
2210808 Purchase of Coffins	41,000.00	0.00	26,000.00	0.00
2210800 Hospitality Supplies and Services	9,515,637.00	0.00	22,184,126.60	0.00
2211001 Medical Drugs	145,000.00	0.00	0.00	0.00
2211004 Fungicides, Insecticides and Sprays	0.00	0.00	0.00	0.00
2211009 Education and Library Supplies	298,200.00	0.00	0.00	0.00
2211010 Supplies for Broadcasting and Information Services	0.00	0.00	0.00	0.00
2211011 Purchase/Production of Photographic and Audio-Visual Materials	0.00	0.00	0.00	0.00
2211016 Purchase of Uniforms and Clothing - Staff	442,040.00	0.00	954,808.00	0.00
2211023 Supplies for Production	0.00	0.00	0.00	0.00
2211000 Specialised Materials and Supplies	795,240.00	0.00	954,808.00	0.00
2211101 General Office Supplies (papers, pencils, forms, small office equipment etc)	1,602,812.00	0.00	4,433,932.00	0.00
2211102 Supplies and Accessories for Computers and Printers	451,943.00	0.00	502,650.00	0.00
2211103 Sanitary and Cleaning Materials, Supplies and Services	120,697.75	0.00	142,361.00	0.00
2211199 Office and General Supplies -	0.00	0.00	0.00	0.00
2211100 Office and General Supplies and Services	2,175,442.75	0.00	5,078,943.00	0.00
2211201 Refined Fuels and Lubricants for Transport	5,430,812.00	0.00	10,949,001.50	0.00
2211200 Fuel Oil and Lubricants	5,430,812.00	0.00	10,949,001.50	0.00
2211301 Bank Service Commission and Charges	0.00	0.00	0.00	0.00
2211305 Contracted Guards and Cleaning Services	2,664,598.05	0.00	2,918,574.20	0.00
2211306 Membership Fees, Dues and Subscriptions to Professional and Trade Bodies	443,680.00	0.00	681,299.45	0.00
2211308 Legal Dues/fees, Arbitration and Compensation Payments	0.00	0.00	23,000.00	0.00
2211310 Contracted Professional Services	295,132,996.25	0.00	72,127,265.80	0.00
2211311 Contracted Technical Services	0.00	0.00	0.00	0.00
2211321 Parking charges	0.00	0.00	0.00	0.00
2211323 Laundry Expenses	30,000.00	0.00	0.00	0.00
2211399 Other Operating Expenses - Oth	0.00	2,100.00	30,238,086.00	0.00
2211300 Other Operating Expenses	298,271,274.30	2,100.00	105,988,245.45	0.00
2210000 Goods and Services	403,728,283.10	2,100.00	315,579,831.85	289,914.95
2220101 Maintenance Expenses - Motor Vehicles	5,220,631.30	0.00	9,775,691.00	0.00
2220100 Routine Maintenance - Vehicles	5,220,631.30	0.00	9,775,691.00	0.00
2220201 Maintenance of Plant, Machinery and Equipment (including lifts)	0.00	0.00	13,360.00	0.00
2220202 Maintenance of Office Furniture and Equipment	187,925.00	0.00	172,568.00	0.00

Account No and Description	Current Period		Previous period	
	Debit Balance	Credit Balance	Debit Balance	Credit Balance
2220209 Minor Alterations to Buildings and Civil Works	5,913,548.00	0.00	1,409,575.20	0.00
2220210 Maintenance of Computers, Software, and Networks	4,409,800.00	0.00	0.00	0.00
2220200 Routine Maintenance - Other Assets	10,511,273.00	0.00	1,595,523.20	0.00
2220000 Routine Maintenance	15,731,904.30	0.00	11,371,214.20	0.00
2630101 Current Grants to Semi-Autonomous Government Agencies	1,356,999,999.00	0.00	763,600,000.00	0.00
2630100 Current Grants to Government Agencies and other Levels of Government	1,356,999,999.00	0.00	763,600,000.00	0.00
2630201 Capital Grants to Semi-Autonomous Government Agencies	15,210,367,984.50	0.00	13,463,212,907.50	0.00
2630200 Capital Grants to Government Agencies and other Levels of Government	15,210,367,984.50	0.00	13,463,212,907.50	0.00
2630000 Grants & Transfer To Other Govt. Units	16,567,367,983.50	0.00	14,226,812,907.50	0.00
2710102 Gratuity - Civil Servants	7,908,605.30	0.00	5,788,401.95	0.00
2710100 Government Pension and Retirement Benefits	7,908,605.30	0.00	5,788,401.95	0.00
2710000 Social Security Benefits	7,908,605.30	0.00	5,788,401.95	0.00
3110302 Refurbishment of Non-Residential Buildings	0.00	0.00	0.00	0.00
3110300 Refurbishment of Buildings	0.00	0.00	0.00	0.00
3110504 Other Infrastructure and Civil Works	0.00	0.00	239,058.60	0.00
3110500 Construction and Civil Works	0.00	0.00	239,058.60	0.00
3110701 Purchase of Motor Vehicles	0.00	0.00	0.00	0.00
3110700 Purchase of Vehicles and Other Transport Equipment	0.00	0.00	0.00	0.00
3111001 Purchase of Office Furniture and Fittings	1,892,716.00	0.00	4,878,489.00	0.00
3111002 Purchase of Computers, Printers and other IT Equipment	2,254,477.65	0.00	223,818,537.40	0.00
3111003 Purchase of Airconditioners, Fans and Heating Appliances	0.00	0.00	36,540.00	0.00
3111004 Purchase of Exchanges and other Communications Equipment	0.00	0.00	0.00	0.00
3111005 Purchase of Photocopiers	0.00	0.00	2,297,700.00	0.00
3111000 Purchase of Office Furniture and General Equipment	4,147,193.65	0.00	231,031,266.40	0.00
3111111 Purchase of ICT Networking and Communication Equipment	271,454,811.35	0.00	1,244,608,985.15	0.00
3111112 Purchase of Software	3,943,573.90	0.00	164,893,305.40	0.00
3111100 Purchase of Specialised Plant, Equipment and Machinery	275,398,385.25	0.00	1,409,502,290.55	0.00
3111201 Overhaul of Plant, Machinery and Equipment	0.00	0.00	0.00	0.00
3111200 Rehabilitation and Renovation of Plant, Machinery and Equipment	0.00	0.00	0.00	0.00
3111401 Pre-feasibility, Feasibility and Appraisal Studies	196,159,916.25	0.00	39,343,003.90	0.00
3111400 Research, Feasibility Studies, Project Preparation and Design, Project Supervision	196,159,916.25	0.00	39,343,003.90	0.00
3110000 Acquisition of Fixed Capital Assets	475,705,495.15	0.00	1,680,115,619.45	0.00
4120107 National Oplic Fiber Backbone Infrastructure (NOFBI)	436,860,829.10	0.00	1,372,584,396.10	0.00
4120100 Equity Participation in Domestic Public Non-Financial Enterprises	436,860,829.10	0.00	1,372,584,396.10	0.00
4120000 Domestic Equity Participation	436,860,829.10	0.00	1,372,584,396.10	0.00
5120201 Borrowing from Foreign Governments	0.00	14,107,171,402.95	0.00	12,535,780,458.35
5120202 Borrowing from International Organizations	0.00	0.00	0.00	0.00
5120200 Foreign Borrowing-Direct Payments	0.00	14,107,171,402.95	0.00	12,535,780,458.35
5120000 Currency and Deposits, Accounts Payable, Clearing Transfers and Other Liabilities	0.00	14,107,171,402.95	0.00	12,535,780,458.35
6530101 Ministry HQ Recurrent Bank A/C	788,298,261.70	0.00	0.00	89,256,973.45
6530100 Recurrent Bank Accounts	788,298,261.70	0.00	0.00	89,256,973.45
6530000 Recurrent Bank Accounts	788,298,261.70	0.00	0.00	89,256,973.45
6540101 Ministry HQ Development Bank A	0.00	608,351,350.70	0.00	1,479,681,912.25
6540100 Development Bank Accounts	0.00	608,351,350.70	0.00	1,479,681,912.25
6540000 Development Bank Accounts	0.00	608,351,350.70	0.00	1,479,681,912.25
6550101 Ministry HQ Deposit Bank A/C	271,784,120.10	0.00	211,219,772.40	0.00
6550100 Deposit Bank Accounts	271,784,120.10	0.00	211,219,772.40	0.00
6550000 Deposit Bank Account	271,784,120.10	0.00	211,219,772.40	0.00
6580101 Cash	2,177,749,003.15	0.00	1,750,854,012.55	0.00
6580104 Cash in Transit	380,974,173.75	0.00	275,363,508.25	0.00
6580100 Cash in Hand	2,558,723,176.90	0.00	2,026,217,520.80	0.00

Account No and Description	Current Period		Previous period	
	Debit Balance	Credit Balance	Debit Balance	Credit Balance
6580000 Cash in Hand	2,558,723,176.90	0.00	2,026,217,520.80	0.00
6710102 Salary Paid in Advance	0.00	0.00	0.00	0.00
6710103 Salary advance	92,701.95	0.00	7,484.95	0.00
6710100 Debtors & Advances - Employees	92,701.95	0.00	7,484.95	0.00
6710000 Domestic Debtors & Advances	92,701.95	0.00	7,484.95	0.00
6740101 Prepayment	0.00	0.00	0.00	0.00
6740102 R/D Cheques	0.00	110,142,767.85	0.00	95,919,788.85
6740103 Loss of Cash	0.00	0.00	0.00	0.00
6740100 Other Debtors & Pre-payments	0.00	110,142,767.85	0.00	95,919,788.85
6740000 Other Debtors & Pre-payments	0.00	110,142,767.85	0.00	95,919,788.85
6760101 Standing Imprests	0.00	0.00	0.00	0.90
6760103 Temporary Imprests	0.00	0.00	0.00	0.00
6760100 Imprests	0.00	0.00	0.00	0.90
6760000 Government Imprests	0.00	0.00	0.00	0.90
6770101 Inter-Ministerial Agency A/C	0.00	37,800.00	0.00	37,800.00
6770100 Ministerial Agency Accounts	0.00	37,800.00	0.00	37,800.00
6770000 Agency Accounts	0.00	37,800.00	0.00	37,800.00
6780101 General Suspense A/C	14,966,364.35	0.00	87,966,364.35	0.00
6780103 District Suspense A/c	20,194.00	0.00	20,194.00	0.00
6780100 Suspense & Clearance Account	14,986,558.35	0.00	87,986,558.35	0.00
6780000 Suspense & Clearance Account	14,986,558.35	0.00	87,986,558.35	0.00
6790102 Receiving Inventory A/C	0.00	0.00	0.00	0.00
6790100 Other Current System A/c's	0.00	0.00	0.00	0.00
6790000 Other Current Assets (System r	0.00	0.00	0.00	0.00
7310101 General Deposits	0.00	470,320,135.50	0.00	217,056,916.80
7310107 10% Retention Money	0.00	0.00	0.00	0.00
7310100 General Deposits Items	0.00	470,320,135.50	0.00	217,056,916.80
7310000 Deposits	0.00	470,320,135.50	0.00	217,056,916.80
7320013 HELB Deductions	0.00	0.00	0.00	0.00
7320000 Other Liabilities	0.00	0.00	0.00	0.00
7320101 PAYE	82,611.35	0.00	82,611.35	0.00
7320102 NHIF	223,650.00	0.00	223,650.00	0.00
7320103 House Rent	0.00	1,163.00	0.00	10,163.00
7320106 NSSF	0.00	0.00	0.00	0.00
7320107 Co-operatives	22,659.00	0.00	26,819.00	0.00
7320108 Insurances	0.00	22,832.75	0.00	22,832.80
7320109 Hire Purchases	0.00	0.00	0.00	0.00
7320111 WCPS	3,451.30	0.00	3,451.30	0.00
7320112 Staff Welfare Associations	0.00	4,375.00	0.00	4,375.00
7320113 HELB Deductions	0.00	0.00	0.00	0.00
7320115 Save As You Earn (SAYE)	0.00	0.00	0.00	0.00
7320116 Mortgages / Bank Loans	51,430.00	0.00	51,430.00	0.00
7320117 Govt. Liability Attachments	0.00	26,439.00	92,191.00	0.00
7320119 RTD Salary - held for officer	0.00	0.00	0.00	0.00
7320120 Staff Contribution	0.00	0.00	0.00	0.00
7320121 Salary Overpayment Refunds	0.00	522,441.25	0.00	369,325.25
7320123 Civil Service Housing Fund	0.00	9,000.00	0.00	0.00
7320124 3% Commission on Deductions	0.20	0.00	0.00	0.00
7320126 Employee Contribution to PSSS	0.00	0.00	0.00	0.00
7320199 Salary Control Account	174,720.10	0.00	174,720.10	0.00
7320100 Salary Deductions	558,521.95	586,251.00	654,872.75	406,696.05
7320201 Contractors Retention Money	0.00	0.00	0.00	0.00
7320200 Other General Liabilities	0.00	0.00	0.00	0.00
7320402 Vat Withholding Tax	115,971.70	0.00	115,971.70	0.00
7320400 Withholding Taxes	115,971.70	0.00	115,971.70	0.00
7320000 Other Liabilities	674,493.65	586,251.00	770,844.45	406,696.05
7380101 General Withholding Tax	0.00	168,092.60	0.00	349,641.35
7380102 VAT Withholding	615,522.35	0.00	508,246.80	0.00
7380103 10% Rental Withholding	0.00	0.00	0.00	0.00
7380100	615,522.35	168,092.60	508,246.80	349,641.35
7380000 Withholding Taxes	615,522.35	168,092.60	508,246.80	349,641.35
7390101 Inventory AP Accrual	2,789,729.35	0.00	2,789,729.35	0.00
7390103 AP Liabilities	4,507,644,881.10	0.00	4,507,634,111.00	0.00
7390100 System Required Liabilities	4,510,434,610.45	0.00	4,510,423,840.35	0.00
7399999 Cash Clearing A/c	0.00	6,751,964,701.40	0.00	4,751,909,765.00
7399900	0.00	6,751,964,701.40	0.00	4,751,909,765.00
7390000 System Required Liabilities A/c's	4,510,434,610.45	6,751,964,701.40	4,510,423,840.35	4,751,909,765.00
9910101 Provision for Encumbrance	0.00	794,996.55	0.00	608,171.55
9910100 General Provisions	0.00	794,996.55	0.00	608,171.55
9910201 Exchequer Releases/ Provisioning Account	0.00	52,507,733,524.35	0.00	48,690,181,334.60
9910200 Exchequer Provisions	0.00	52,507,733,524.35	0.00	48,690,181,334.60
9910000 Provisions	0.00	52,508,528,520.90	0.00	48,690,789,506.15
9999999 Consolidated Fund	48,488,274,732.70	0.00	43,152,732,764.90	0.00
9999900	48,488,274,732.70	0.00	43,152,732,764.90	0.00
9990000 Opening Balance Reserves	48,488,274,732.70	0.00	43,152,732,764.90	0.00

Account No and Description	Current Period		Previous period	
	Debit Balance	Credit Balance	Debit Balance	Credit Balance
Total	74,816,636,361.65	74,816,636,361.65	67,861,479,374.10	67,861,479,374.10

The Statement has been prepared, reviewed and approved by the following:

Prepared By: \_\_\_\_\_ Date: \_\_\_\_\_  
Reviewed By: \_\_\_\_\_ Date: \_\_\_\_\_  
Approved By: \_\_\_\_\_ Date: \_\_\_\_\_

REPUBLIC OF KENYA  
STATE DEPARTMENT OF ICT AND INNOVATION  
RECURRENT R-1122 1000302348 2021/2022  
BANK RECONCILIATION STATEMENT AS AT 30TH JUNE 2022

	KSHS.		Kshs.
Balance as per bank certificate			2,954,153.40
Less			
1. Payments in cashbook not yet recorded in bank statement	2,921,566.20		
2. Receipts in bank statement not yet recorded in cashbook	-	2,921,566.20	
Add			
3. Payments in bank statement not yet recorded in casbook	-		
4. Receipts in cashbook not yet recorded in bank statement.	-	-	
Balance as per the cashbook.....			32,587.20

I certify that I have verified the bank balance in the cashbook with the bank statement and that the above reconciliation is correct

Prepared by C. Cidonyo Designation P.A

Date 20.07.2022

Reviewed by A. Ojwang Designation DAG

Date 20/7/22

Approved by M. Karuki Designation SDAG

Date 20/9/22

(All schedules are attached herewith)

STATE DEPARTMENT OF ICT AND INNOVATION  
RECCURENT R1122 1000302348 2021/2022  
PAYMENT IN CASH BOOK NOT IN THE BANK  
BANK RECONCILIATION STATEMENT AS AT 30TH JUNE 2022

DATE	PV NO.	TRANSACTION DETAILS	AMOUNT
30-Jun-22	840	PETER IRUNGU KAMAU	4,860.00
30-Jun-22	841	ALEXANDER MUTHIANI MUTISYA	6,480.00
30-Jun-22	842	JOHN CHIRCHIR	21,000.00
30-Jun-22	842	LUCY KATEE KAMESA	9,800.00
30-Jun-22	842	PETER IRUNGU KAMAU	7,000.00
30-Jun-22	844	Stephen muthoka Nguli	8,100.00
30-Jun-22	845	JOHNIS WERU NGATIA	9,420.00
30-Jun-22	846	MAUREEN MAGONA MBAKA	29,200.00
30-Jun-22	846	ABISAGE BOYANI OBARA	21,000.00
30-Jun-22	846	DICKSON WIDAVA MUHANJI	9,800.00
30-Jun-22	846	TABITHA WACEKE MBUGUA	9,800.00
30-Jun-22	847	SAMUEL NGAO NGONDU	10,920.00
30-Jun-22	848	AGNES WAMBUI KIRITU	16,000.00
30-Jun-22	848	PETER NJIRU NJAGI	16,000.00
30-Jun-22	848	FRANCISCA MUENI MBITHI	16,000.00
30-Jun-22	848	SOFIA ADEN	16,000.00
30-Jun-22	848	LORNA MAINA	16,000.00
30-Jun-22	848	ESTHER NJANJA	12,000.00
30-Jun-22	849	ISAAC MAINA GICHUHI	12,460.00
30-Jun-22	850	HENRY KIPTUM TALLAM	13,020.00
30-Jun-22	851	STEPHEN MUINDU MUTIE	13,410.00
30-Jun-22	852	TITUS MWIRIGI GITONGA	13,440.00
30-Jun-22	853	LOICE NJOKI MWAI	14,220.00
30-Jun-22	854	EVERLINE AYUKO INDIEKA	15,000.00
30-Jun-22	855	MONICA ADHIAMBO OMORO	15,000.00
30-Jun-22	856	ERIC KITHINJI MURITHI	15,570.00
30-Jun-22	857	JOHNSON KIHORO WAMBUGU	25,200.00
30-Jun-22	857	FRANCIS LUMASEI KAGALI	21,000.00
30-Jun-22	857	JOSEPH MUMO NDEWA	24,800.00
30-Jun-22	857	FAITH BUNYIWA SIMITI	16,800.00
30-Jun-22	857	JACQUELINE KANINI NZOMO	16,800.00
30-Jun-22	857	FELIX KIMTAI KIMINYEI	16,800.00
30-Jun-22	858	RICHARD OKEMWA MASORE	44,800.00
30-Jun-22	858	VINCENT KAWERU	44,800.00
30-Jun-22	858	BENARD OWUOR OKELO	60,800.00
30-Jun-22	858	ERIC OBIRI OSUGO	16,800.00
30-Jun-22	859	TIMOTHY MAINA NDIRITU	16,920.00
30-Jun-22	860	ANN NJERI NJOROGE	16,920.00
30-Jun-22	861	JOSEPH ONGAMO	18,660.00
30-Jun-22	862	BABERE CHACHA MACHANGO	18,900.00
30-Jun-22	863	ZILPHER ATIENO OWITI	50,400.00

30-Jun-22	863	CONNY KIOKO	33,600.00
30-Jun-22	863	CATHERINE NJERI NJUGUNA	49,600.00
30-Jun-22	863	STEPHEN OKOTH	33,600.00
30-Jun-22	863	GICHIA KABORO	19,600.00
30-Jun-22	864	CATHERINE MUTHONI MWANGI	33,600.00
30-Jun-22	864	JEREMIAH WAKAMU	83,200.00
30-Jun-22	864	PURITY WANGUI	33,600.00
30-Jun-22	864	CYRUS NGANGA P. GITHENDU	19,600.00
30-Jun-22	865	GLADYS WAMUYU MUNGAI	20,000.00
30-Jun-22	866	KENNEDY KIPROTICH	21,330.00
30-Jun-22	867	ERIC OBIRI OSUGO	22,140.00
30-Jun-22	868	WALTER OCHIENG SADIA	24,900.00
30-Jun-22	869	KENNETH MUTABARI MAINGI	25,020.00
30-Jun-22	870	ALEXANDER MUTHIANI MUTISYA	25,200.00
30-Jun-22	871	COLLINS OMONDI ATARO	25,800.00
30-Jun-22	872	ALFRED KIPKIRUI NGENY	27,990.00
30-Jun-22	873	BEATRICE CHEPKURUI KOSGEI	28,710.00
30-Jun-22	874	ALEX ANUNDA BOSIRE	29,400.00
30-Jun-22	875	TITUS MWIRIGI GITONGA	29,400.00
30-Jun-22	876	ALEX ANUNDA BOSIRE	29,400.00
30-Jun-22	877	ADRIAN BOSIRE MOSOTI	30,060.00
30-Jun-22	878	ANNIE MARTHA KEGODE	32,850.00
30-Jun-22	879	ESTHER ODHIAMBO MOLOYCE	32,850.00
30-Jun-22	880	CHRISTOPHER KARANJA MAINA	42,000.00
30-Jun-22	880	STANLEY MOKAYA OTACHI	33,600.00
30-Jun-22	880	ALEX ANUNDA BOSIRE	19,600.00
30-Jun-22	881	HESBON ONDANGA MALWEYI	33,600.00
30-Jun-22	882	LYDIA EHABA	35,820.00
30-Jun-22	883	LUCY MUMBUA MULILI	100,800.00
30-Jun-22	883	EUNICE WANGARI GITUTO	67,200.00
30-Jun-22	883	IRENE WAIRIMU GATHERU	37,800.00
30-Jun-22	883	CYRUS NGANGA P. GITHENDU	37,800.00
30-Jun-22	884	FAITH ADHIAMBO ODHIAMBO	38,070.00
30-Jun-22	885	CHARLES LOMONYANG KAMAN	40,600.00
30-Jun-22	886	ANTHONY NJOROGE NJENGA	42,000.00
30-Jun-22	887	STEVE GUMATHI ORRE	48,780.00
30-Jun-22	888	EUNICE WANGARI GITUTO	50,000.00
30-Jun-22	889	TIMOTHY MACHARIA	50,400.00
30-Jun-22	890	EUNICE WANGARI GITUTO	67,200.00
30-Jun-22	891	AMINA AHMED ALI	72,730.00
30-Jun-22	892	WINFRED KALELI NTHOKI	136,000.00
30-Jun-22	893	MONICA ADHIAMBO OMORO	150,000.00
30-Jun-22	894	Jujani Brotherhood Supplies	157,241.40
30-Jun-22	894	Withholding Tax	2,758.60
30-Jun-22	895	PEWIN MOTORS LIMITED	26,324.75
30-Jun-22	895	Withholding Tax	461.85
30-Jun-22	896	REX KIOSK	65,825.15

30-Jun-22	896	Withholding Tax	1,154.85
30-Jun-22	897	PEWIN MOTORS LIMITED	74,148.75
30-Jun-22	897	Withholding Tax	1,300.85
30-Jun-22	898	PUBLIC RELATIONS SOCIETY OF KENYA	10,000.00
30-Jun-22	899	LUCY MUTHONI NTHIGAI	5,000.00
	<b>TOTAL</b>		<b>2,921,566.20</b>

REPUBLIC OF KENYA  
 STATE DEPARTMENT OF ICT AND INNOVATION  
 DEVELOPMENT D-1122 1000302364 2021/2022  
 BANK RECONCILIATION STATEMENT AS AT 30TH JUNE 2022

	KSHS.		Kshs.
Balance as per bank certificate			103,769,410.35
Less			
1. Payments in cashbook not yet recorded in bank statement	434,830,738.90		
2. Receipts in bank statement not yet recorded in cashbook	-	434,830,738.90	
Add			
3. Payments in bank statement not yet recorded in casbook	-		
4. Receipts in cashbook not yet recorded in bank statement.	332,263,711.00	332,263,711.00	
Balance as per the cashbook.....			1,202,382.45

I certify that I have verified the bank balance in the cashbook with the bank statement and that the above reconciliation is correct

Prepared by C. Gichaga Designation P. A

Date 20.07.2022

Reviewed by A. Njiru Designation DAG

Date 20/07/2022

Approved by M. Kamukama Designation SBAG

Date 20/7/22

(All schedules are attached herewith)

STATE DEPARTMENT OF ICT AND INNOVATION  
DEVELOPMENT D-1122 1000302364 2021/2022

PAYMENT IN CASHBOOK NOT IN THE BANK

BANK RECONCILIATION STATEMENT AS AT 30TH JUNE 2022

DATE	PV NO.	TRANSACTION DETAILS	AMOUNT
30-Jun-22	1299	COM TWENTY ONE LIMITED	3,516,694.00
30-Jun-22	1299	Withholding Tax	110,731.95
30-Jun-22	1299	Withholding Tax	63,639.05
30-Jun-22	1300	GOFAN SAFARIS LIMITED	339,400.00
30-Jun-22	1301	Red Apple Travel and Tours Limited	39,970.00
30-Jun-22	1302	COM TWENTY ONE LIMITED	3,516,694.00
30-Jun-22	1302	Withholding Tax	110,731.95
30-Jun-22	1302	Withholding Tax	63,639.05
30-Jun-22	1303	SILVER AFRICA TOURS AND SAFARIS LIM	591,800.00
30-Jun-22	1304	VERCELLI TOURS AND TRAVEL	115,845.00
30-Jun-22	1305	GOFAN SAFARIS LIMITED	175,800.00
30-Jun-22	1306	De-mwati Enterprises Limited	566,068.95
30-Jun-22	1306	Withholding Tax	9,931.05
30-Jun-22	1307	BENRIS INVESTMENTS LIMITED	9,840,531.05
30-Jun-22	1307	Withholding Tax	309,853.85
30-Jun-22	1307	Withholding Tax	178,076.95
30-Jun-22	1308	COM TWENTY ONE LIMITED	7,404,006.35
30-Jun-22	1308	Withholding Tax	233,133.75
30-Jun-22	1308	Withholding Tax	133,984.90
30-Jun-22	1309	A-Z TECHNOLOGIES LIMITED	6,703,891.65
30-Jun-22	1309	Withholding Tax	211,088.90
30-Jun-22	1309	Withholding Tax	121,315.45
30-Jun-22	1310	Agile Business Technologies Ltd	6,542,954.55
30-Jun-22	1310	Withholding Tax	206,021.35
30-Jun-22	1310	Withholding Tax	118,403.10
30-Jun-22	1311	Agile Business Technologies Ltd	5,904,828.65
30-Jun-22	1311	Withholding Tax	185,928.35
30-Jun-22	1311	Withholding Tax	106,855.40
30-Jun-22	1312	JOHNSON KIHORO WAMBUGU	4,000.00
30-Jun-22	1312	CLIFF ONYANGO NANDWA	6,000.00
30-Jun-22	1312	MAUREEN WAMBUI GICHOBI	6,000.00
30-Jun-22	1312	Twalet Kipngeno Chumo	6,000.00
30-Jun-22	1312	LUCY AKINYI OPONDO	6,000.00
30-Jun-22	1312	PETER OKOTH BUNDE	6,000.00
30-Jun-22	1312	HILDA MISIGO ABWONA	6,000.00
30-Jun-22	1312	PAUL WAWIRE OLANDO	6,000.00
30-Jun-22	1312	LUCY WANJIKU MURIGI	6,000.00
30-Jun-22	1312	HESBON ONDANGA MALWEYI	12,000.00
30-Jun-22	1312	JAMES MURIUKI GATERE	12,000.00
30-Jun-22	1313	JOSEPH ONGAMO	25,200.00
30-Jun-22	1313	SOLOMON NYAMAI NDUNDA	37,800.00

30-Jun-22	1313	RACHEAL NALIAKA NAMULALA	37,800.00
30-Jun-22	1313	MONICA MUKUI MUSEMBI	37,800.00
30-Jun-22	1313	PETER KASAI MUTHUSI	37,800.00
30-Jun-22	1313	LUCY KATEE KAMESA	67,200.00
30-Jun-22	1313	PERES AKINYI W NGUGI	67,200.00
30-Jun-22	1313	ROY MUNYAO MUIA	67,200.00
30-Jun-22	1313	NJARAMBA DAVID GACHAGO	67,200.00
30-Jun-22	1313	TERESIA ONGAMO	67,200.00
30-Jun-22	1313	FELIX KIMTAI KIMINYEI	67,200.00
30-Jun-22	1313	JOSPHINE MWANGO MOGAKA	67,200.00
30-Jun-22	1313	ESTHER WAMAITHA KAHURO	67,200.00
30-Jun-22	1313	SARAH AKECH KAMA	67,200.00
30-Jun-22	1313	DENNIS KAGUA MUNGAI	67,200.00
30-Jun-22	1313	MARGARET WANGUI MACHARIA	67,200.00
30-Jun-22	1313	LYDIAH WACHINGA MUGO	67,200.00
30-Jun-22	1313	FRANCIS LUMASEI KAGALI	84,000.00
30-Jun-22	1314	JOHNSON KIHORO WAMBUGU	1,748,841.60
30-Jun-22	1315	JOSEPH MUMO NDEWA	1,287,849.60
30-Jun-22	1316	HESBON ONDANGA MALWEYI	16,800.00
30-Jun-22	1316	TIMOTHY OTHIENO WERE	28,000.00
30-Jun-22	1316	PAUL NGANDO NDEGWA	28,000.00
30-Jun-22	1316	LOYFORD MURIITHI NANDI	28,000.00
30-Jun-22	1316	PIUS MUCHAI KAUA	28,000.00
30-Jun-22	1316	PRICILLA WAMBUCHI MAINA	28,000.00
30-Jun-22	1316	JOSEPH KAMAU IRUNGU	28,000.00
30-Jun-22	1316	MARK MURITHI MWIRINGI	22,400.00
30-Jun-22	1316	ANDREW MOSINGA NYAMWAMU	28,000.00
30-Jun-22	1316	ROY MUNYAO MUIA	11,200.00
30-Jun-22	1316	CHRISTOPHER KARANJA MAINA	28,000.00
30-Jun-22	1316	APHAXARD KYALO MBONI	28,000.00
30-Jun-22	1316	STEPHEN NGIGI KARANJA	28,000.00
30-Jun-22	1316	CHARLES M NDIRITU	28,000.00
30-Jun-22	1316	BEATRICE MUTHONI MURAYA	14,000.00
30-Jun-22	1316	MERCY KINANU MEME	11,200.00
30-Jun-22	1316	LOICE NJOKI MWAI	22,400.00
30-Jun-22	1316	MARY ANUNDA MWENE	22,400.00
30-Jun-22	1316	KENNEDY KIPROTICH	22,400.00
30-Jun-22	1316	ALPHAEUS KANYORO KAVINGA	12,600.00
30-Jun-22	1317	EDWARD WILLIAM WAFULA	134,400.00
30-Jun-22	1317	MARY KURIA MAINA	134,400.00
30-Jun-22	1317	KENNEDY OWINO ONYONI	134,400.00
30-Jun-22	1317	COLLINS NJOROGE MWANGI	134,400.00
30-Jun-22	1317	GICHIA KABORO	77,700.00
30-Jun-22	1317	PETER NJIRU NJAGI	168,000.00
30-Jun-22	1317	MARY MWENDE MWENI	168,000.00
30-Jun-22	1317	MARGARET WAMBUI KARIUKI	201,600.00
30-Jun-22	1317	AGNES WAMBUI KIRITU	201,600.00

30-Jun-22	1317	CHIMWANGA MWANYAMBA MONGO	229,800.00
30-Jun-22	1318	STEPHEN NGIGI KARANJA	72,620.00
30-Jun-22	1319	KHATETE WANYONYI SAKARI	11,654.00
30-Jun-22	1320	BABERE CHACHA MACHANGO	26,600.00
30-Jun-22	1320	CHARLES KUGUMA KIMANI	26,600.00
30-Jun-22	1320	AUSTIN JOHN OTIENO	26,600.00
30-Jun-22	1320	ANTHONY NJOROGE NJENGA	57,400.00
30-Jun-22	1320	VICTOR ANGOLIO LICHIKO	30,100.00
30-Jun-22	1320	BENARD WABWIRE SICHEMO	30,100.00
30-Jun-22	1320	CHARLES OUMA	31,500.00
30-Jun-22	1320	JOHNIS WERU NGATIA	32,200.00
30-Jun-22	1320	Twalet Kipngeno Chumo	32,200.00
30-Jun-22	1320	RICHARD MOMANYI	54,600.00
30-Jun-22	1320	ESTHER WAMAITHA KAHURO	54,600.00
30-Jun-22	1320	HILDA MISIGO ABWONA	54,600.00
30-Jun-22	1320	DORCAS NEKESA WASIKE	56,000.00
30-Jun-22	1320	REBECCA NDUNGE KELI	64,400.00
30-Jun-22	1320	ANDREW NYAWANGO OPIYO	70,000.00
30-Jun-22	1320	JAMES MURIUKI GATERE	77,700.00
30-Jun-22	1320	JUSTINE MBOGO NJIRU	67,900.00
30-Jun-22	1321	AGNES WAMBUI KIRITU	126,000.00
30-Jun-22	1321	PETER NJIRU NJAGI	105,000.00
30-Jun-22	1321	FRANCISCA MUENI MBITHI	84,000.00
30-Jun-22	1321	SOFIA ADEN	49,000.00
30-Jun-22	1321	DOUGLAS ISAAC CHALINGA	49,000.00
30-Jun-22	1321	LORNA MAINA	49,000.00
30-Jun-22	1321	ESTHER NJANJA	89,000.00
30-Jun-22	1191	PAMELA NYABOKE ONGWAE	151,200.00
30-Jun-22	1191	TIMOTHY MACHARIA	100,800.00
30-Jun-22	1295	APHAXARD KYALO MBONI	157,500.00
30-Jun-22	1322	MONICA ADHIAMBO OMORO	56,700.00
30-Jun-22	1322	IRENE AKUMU GALGALO	25,200.00
30-Jun-22	1322	JOSEPH MAREGA KANG'ETHE	14,700.00
30-Jun-22	1322	GORDON OMONDI SUJA	25,200.00
30-Jun-22	1322	FRANCIS LUMASEI KAGALI	31,500.00
30-Jun-22	1322	FELIX KIMTAI KIMINYEI	25,200.00
30-Jun-22	1323	JEROME OKOTH OCHIENG	72,800.00
30-Jun-22	1323	ALLAN OLUOCH	67,200.00
30-Jun-22	1323	SALLY LINDA WASHIKO	56,000.00
30-Jun-22	1323	LOKATO JACOB KABURU	25,200.00
30-Jun-22	1323	VICTOR ATAI MARAGIA	25,200.00
30-Jun-22	1323	VICTOR ANGOLIO LICHIKO	25,200.00
30-Jun-22	1324	SERAH CHAPKOECH KIRUI	24,000.00
30-Jun-22	1324	BEATRICE MUTHONI MURAYA	24,000.00
30-Jun-22	1324	REBECCA NDUNGE KELI	24,000.00
30-Jun-22	1324	PRISCILLA WAMBUCHI MAINA	24,000.00
30-Jun-22	1324	CHARLES KUGUMA KIMANI	24,000.00

30-Jun-22	1324	JUSTINE MBOGO NJIRU	24,000.00
30-Jun-22	1324	GRACE WANGITHI MURIITHI	18,000.00
30-Jun-22	1324	JAMES KIPKORIR SIROREI	24,000.00
30-Jun-22	1325	THE ALPS HOTEL NAKURU LTD	343,965.50
30-Jun-22	1325	Withholding Tax	6,034.50
30-Jun-22	1326	YMCA NAIROBI CENTRAL HOSTELS	1,021,577.60
30-Jun-22	1326	Withholding Tax	17,922.40
30-Jun-22	1327	Agile Business Technologies Ltd	7,012,664.05
30-Jun-22	1327	Withholding Tax	126,903.05
30-Jun-22	1327	Withholding Tax	220,811.35
30-Jun-22	1328	SILVER AFRICA TOURS AND SAFARIS LIM	256,960.00
30-Jun-22	1329	VERCELLI TOURS AND TRAVEL	175,420.00
30-Jun-22	1330	ANDREW WAKI	75,600.00
30-Jun-22	1330	ALI AHMED	75,600.00
30-Jun-22	1330	ISAAC JOHN KARE	75,600.00
30-Jun-22	1330	DOUGLAS WANYAMA	75,600.00
30-Jun-22	1330	ESTHER WAMAITHA KAHURO	134,400.00
30-Jun-22	1330	JOHN ALOO MUSA	134,400.00
30-Jun-22	1330	JACOB KWESI MAGOLO	134,400.00
30-Jun-22	1330	EMMA ADHIAMBO MUMA	134,400.00
30-Jun-22	1330	CAROLINE ONYANGO KICHE	134,400.00
30-Jun-22	1330	PERES KAMAU WANJA	134,400.00
30-Jun-22	1330	ALUSIOLA JOHN NYOGESA	134,400.00
30-Jun-22	1330	ANDREW NYAWANGO OPIYO	168,000.00
30-Jun-22	1330	TIMOTHY OTHIENO WERE	168,000.00
30-Jun-22	1330	KEVIN MULI MUTINDA	168,000.00
30-Jun-22	1330	PETER NJIRU NJAGI	168,000.00
30-Jun-22	1330	FRANCIS LUMASEI KAGALI	168,000.00
30-Jun-22	1317	JOHNSON KIHORO WAMBUGU	201,600.00
30-Jun-22	1330	MARGARET NYAMBURA CHEGE	201,600.00
30-Jun-22	1330	AGNES WAMBUI KIRITU	201,600.00
30-Jun-22	1330	COLLINS ALUSIOLA ASIO	268,800.00
30-Jun-22	1330	EVERLYNE NYONGESA	268,800.00
30-Jun-22	1330	MOSES MAINA NYAGA	268,800.00
30-Jun-22	1330	VICTOR KINYUA	302,400.00
30-Jun-22	1331	SILVER AFRICA TOURS AND SAFARIS LIM	117,718.00
30-Jun-22	1312	LUCY MUMBUA MULILI	15,000.00
30-Jun-22	1332	LOKATO JACOB KABURU	31,500.00
30-Jun-22	1333	VICTOR ATAI MARAGIA	31,500.00
30-Jun-22	1334	PETER M KIMAILE	52,500.00
30-Jun-22	1335	ONLINE RETREADS LIMITED	167,068.95
30-Jun-22	1335	Withholding Tax	2,931.05
30-Jun-22	1336	KEYSA TOURS AND TRAVEL	199,940.00
30-Jun-22	1337	SILVER AFRICA TOURS AND SAFARIS LIM	1,170,175.00
30-Jun-22	1338	RAIVNA AGENCY	319,838.80
30-Jun-22	1338	Withholding Tax	5,611.20

30-Jun-22	1339	KEYSA TOURS AND TRAVEL	174,000.00
30-Jun-22	1340	KEYSA TOURS AND TRAVEL	159,500.00
30-Jun-22	1341	THE KYAKA HOTEL LIMITED	244,215.50
30-Jun-22	1341	Withholding Tax	4,284.50
30-Jun-22	1342	NATIONAL OIL CORPORATION OF KENYA	3,000,000.00
30-Jun-22	1343	SILVER AFRICA TOURS AND SAFARIS LIMITED	38,925.00
30-Jun-22	1344	VERCELLI TOURS AND TRAVEL	505,000.00
30-Jun-22	1345	SILVER AFRICA TOURS AND SAFARIS LIMITED	261,000.00
30-Jun-22	1346	FEM TECH ENTERPRISE LIMITED	341,678.65
30-Jun-22	1346	Withholding Tax	5,994.35
30-Jun-22	1347	WINDSOR GOLF HOTEL AND COUNTRY CLUB	176,896.55
30-Jun-22	1347	Withholding Tax	3,103.45
30-Jun-22	1348	ROBI AGENCIES	36,362.05
30-Jun-22	1348	Withholding Tax	637.95
30-Jun-22	1349	THE KYAKA HOTEL LIMITED	1,031,896.55
30-Jun-22	1349	WITHHOLDING TAX	18,103.45
30-Jun-22	1350	VERCELLI TOURS AND TRAVEL	51,000.00
30-Jun-22	1351	COM TWENTY ONE LIMITED	7,346,999.95
30-Jun-22	1351	WITHHOLDING TAX	231,338.75
30-Jun-22	1351	WITHHOLDING TAX	132,953.30
30-Jun-22	1352	BIG TIME INVESTORS LIMITED	482,337.95
30-Jun-22	1352	WITHHOLDING TAX	8,462.05
30-Jun-22	1353	Whitespace Technologies Limited	7,944,357.85
30-Jun-22	1353	WITHHOLDING TAX	250,148.10
30-Jun-22	1353	WITHHOLDING TAX	143,763.25
30-Jun-22	1354	WINDSOR GOLF HOTEL AND COUNTRY CLUB	380,327.60
30-Jun-22	1354	WITHHOLDING TAX	6,672.40
30-Jun-22	1355	CONTRUST ENTERPRISES	376,200.00
30-Jun-22	1355	WITHHOLDING TAX	6,600.00
30-Jun-22	1356	Kalon Ron Investment	393,103.45
30-Jun-22	1356	WITHHOLDING TAX	6,896.55
30-Jun-22	1357	Whitespace Technologies Limited	3,921,249.60
30-Jun-22	1357	WITHHOLDING TAX	123,470.40
30-Jun-22	1357	WITHHOLDING TAX	70,960.00
30-Jun-22	1358	TRYVON VENTURES	181,810.35
30-Jun-22	1358	WITHHOLDING TAX	3,189.65
30-Jun-22	1359	LORNA AGENCIES AND STATIONERS	390,646.55
30-Jun-22	1359	WITHHOLDING TAX	6,853.45
30-Jun-22	1360	VTEX ENTERPRISES	162,155.15
30-Jun-22	1360	WITHHOLDING TAX	2,844.85
30-Jun-22	1361	VESPUCCI ENTERPRISES	127,758.60
30-Jun-22	1361	WITHHOLDING TAX	2,241.40
30-Jun-22	1313	JOHN MAINA KAMAU	67,200.00
30-Jun-22	1362	NEXT TECHNOLOGIES LIMITED	3,393,846.85

30-Jun-22	1362	WITHHOLDING TAX	59,541.15
30-Jun-22	1320	JOSEPH MUMO NDEWA	56,000.00
30-Jun-22	1320	JOHNSON KIHORO WAMBUGU	69,300.00
30-Jun-22	1313	JENIPHER ADHIAMBO NYANJA	67,200.00
30-Jun-22	1313	JOSEPH MUMO NDEWA	67,200.00
30-Jun-22	1363	ALEXANDER MUTHIANI MUTISYA	14,700.00
30-Jun-22	1363	ALFRED MUEMA MAKAU	31,500.00
30-Jun-22	1364	CAROLINE MUTISO MULI	31,500.00
30-Jun-22	1364	EVERLYNE MUYA MWANGI	31,500.00
30-Jun-22	1364	DOUGLAS WANJALA	31,500.00
30-Jun-22	1364	ONYANGO OCHOLA	56,000.00
30-Jun-22	1364	CHRISTINE OGOLA RAO	56,000.00
30-Jun-22	1364	CATHERINE KAMAU MWANGI	56,000.00
30-Jun-22	1364	CARREN WANJA MAINA	56,000.00
30-Jun-22	1364	JARED OKELO OMOLO	56,000.00
30-Jun-22	1364	COLLINS GCHOLA	56,000.00
30-Jun-22	1364	VIRGINIAH ANYANGO	56,000.00
30-Jun-22	1364	HENRY OSUMBA OCHOLA	56,000.00
30-Jun-22	1364	ANTHONY WANYAMA	70,000.00
30-Jun-22	1364	FRANCIS LUMASEI KAGALI	70,000.00
30-Jun-22	1364	PETER NJIRU NJAGI	70,000.00
30-Jun-22	1364	MERCY KAMAU KINYUA	84,000.00
30-Jun-22	1364	JOSEPH OKELLO	102,000.00
30-Jun-22	1364	PETER KIRWA	122,000.00
30-Jun-22	1365	Kaylan Tours And Travel Limited	139,950.00
30-Jun-22	1366	Zalyne General Merchant Limited	235,862.05
30-Jun-22	1366	WITHHOLDING TAX	4,137.95
30-Jun-22	1367	WAYWINGS E. AFRICA LTD	272,408.90
30-Jun-22	1367	WITHHOLDING TAX	4,779.10
30-Jun-22	1368	TIFOJA ENTERPRISES	305,441.40
30-Jun-22	1368	WITHHOLDING TAX	5,358.60
30-Jun-22	1369	GOLDEN YEARS SUPPLIES	314,482.75
30-Jun-22	1369	WITHHOLDING TAX	5,517.25
30-Jun-22	1370	GOLDEN YEARS SUPPLIES	368,534.50
30-Jun-22	1370	WITHHOLDING TAX	6,465.50
30-Jun-22	1371	RICHIN TRADERS	378,362.05
30-Jun-22	1371	WITHHOLDING TAX	6,637.95
30-Jun-22	1372	NYAKEFA MERCHANTS	540,517.25
30-Jun-22	1372	WITHHOLDING TAX	9,482.75
30-Jun-22	1373	PRICAS ENTERPRISES	662,870.70
30-Jun-22	1373	WITHHOLDING TAX	11,629.30
30-Jun-22	1374	COM TWENTY ONE LIMITED	3,516,694.00
30-Jun-22	1374	WITHHOLDING TAX	110,731.95
30-Jun-22	1374	WITHHOLDING TAX	63,639.05

30-Jun-22	1375	COM TWENTY ONE LIMITED	3,516,694.00
30-Jun-22	1375	WITHHOLDING TAX	110,731.95
30-Jun-22	1375	WITHHOLDING TAX	63,639.05
30-Jun-22	1376	WHITESPACE TECHNOLOGIES LIMITED	3,921,249.60
30-Jun-22	1376	Withholding Tax	123,470.40
30-Jun-22	1376	Withholding Tax	70,960.00
30-Jun-22	1377	WHITESPACE TECHNOLOGIES LIMITED	3,921,249.60
30-Jun-22	1377	Withholding Tax	123,470.40
30-Jun-22	1377	Withholding Tax	70,960.00
30-Jun-22	1378	COM TWENTY ONE LIMITED	3,972,313.65
30-Jun-22	1378	Withholding Tax	125,078.30
30-Jun-22	1378	Withholding Tax	71,884.05
30-Jun-22	1379	COM TWENTY ONE LIMITED	4,965,392.05
30-Jun-22	1379	Withholding Tax	156,347.85
30-Jun-22	1379	Withholding Tax	89,855.10
30-Jun-22	1380	COM TWENTY ONE LIMITED	5,923,205.05
30-Jun-22	1380	Withholding Tax	186,507.00
30-Jun-22	1380	Withholding Tax	107,187.95
30-Jun-22	1381	Agile Business Technologies Ltd	6,778,198.50
30-Jun-22	1381	Withholding Tax	213,428.60
30-Jun-22	1381	Withholding Tax	122,660.10
30-Jun-22	1382	Agile Business Technologies Ltd	7,381,036.25
30-Jun-22	1382	Withholding Tax	232,410.50
30-Jun-22	1382	Withholding Tax	133,569.25
30-Jun-22	1383	Agile Business Technologies Ltd	7,519,769.35
30-Jun-22	1383	Withholding Tax	236,778.85
30-Jun-22	1383	Withholding Tax	136,079.80
30-Jun-22	1384	Agile Business Technologies Ltd	7,985,375.80
30-Jun-22	1384	Withholding Tax	251,439.65
30-Jun-22	1384	Withholding Tax	144,505.55
30-Jun-22	1385	Agile Business Technologies Ltd	8,178,693.45
30-Jun-22	1385	Withholding Tax	257,526.70
30-Jun-22	1385	Withholding Tax	148,003.85
30-Jun-22	1386	DIMENSION DATA SOLUTIONS EAST AFRIC	8,275,255.75
30-Jun-22	1386	Withholding Tax	145,179.90
30-Jun-22	1387	NEXT TECHNOLOGIES LIMITED	8,171,732.00
30-Jun-22	1387	Withholding Tax	257,307.50
30-Jun-22	1387	Withholding Tax	147,877.90
30-Jun-22	1388	A-Z TECHNOLOGIES LIMITED	8,341,658.95
30-Jun-22	1388	Withholding Tax	262,658.10
30-Jun-22	1388	Withholding Tax	150,952.95
30-Jun-22	1389	Agile Business Technologies Ltd	8,472,748.10
30-Jun-22	1389	Withholding Tax	266,785.75
30-Jun-22	1389	Withholding Tax	153,325.15
30-Jun-22	1390	Agile Business Technologies Ltd	8,765,829.95
30-Jun-22	1390	Withholding Tax	276,014.20

30-Jun-22	1390	Withholding Tax	158,628.85
30-Jun-22	1391	Agile Business Technologies Ltd	9,399,711.70
30-Jun-22	1391	Withholding Tax	295,973.55
30-Jun-22	1391	Withholding Tax	170,099.75
30-Jun-22	1392	COM TWENTY ONE LIMITED	9,808,083.10
30-Jun-22	1392	Withholding Tax	308,832.15
30-Jun-22	1392	Withholding Tax	177,489.75
30-Jun-22	1393	Agile Business Technologies Ltd	9,981,720.50
30-Jun-22	1393	Withholding Tax	314,299.55
30-Jun-22	1393	Withholding Tax	180,631.95
30-Jun-22	1394	COM TWENTY ONE LIMITED	9,183,749.90
30-Jun-22	1394	Withholding Tax	289,173.45
30-Jun-22	1394	Withholding Tax	166,191.65
30-Jun-22	1396	KENYA POWER AND LIGHTING COMPANY	10,455,288.25
30-Jun-22	1396	Withholding Tax	183,426.10
30-Jun-22	1397	COM TWENTY ONE LIMITED	15,985,701.40
30-Jun-22	1397	Withholding Tax	503,350.00
30-Jun-22	1397	Withholding Tax	289,281.60
30-Jun-22	1398	COM TWENTY ONE LIMITED	15,985,701.40
30-Jun-22	1398	Withholding Tax	503,350.00
30-Jun-22	1398	Withholding Tax	289,281.60
30-Jun-22	1399	COM TWENTY ONE LIMITED	15,985,701.40
30-Jun-22	1399	Withholding Tax	503,350.00
30-Jun-22	1399	Withholding Tax	289,281.60
30-Jun-22	1400	COM TWENTY ONE LIMITED	15,985,701.40
30-Jun-22	1400	Withholding Tax	503,350.00
30-Jun-22	1400	Withholding Tax	289,281.60
30-Jun-22	1401	COM TWENTY ONE LIMITED	15,985,701.75
30-Jun-22	1401	Withholding Tax	503,350.00
30-Jun-22	1401	Withholding Tax	289,281.60
30-Jun-22	1402	COM TWENTY ONE LIMITED	7,846,466.50
30-Jun-22	1402	Withholding Tax	247,065.70
30-Jun-22	1402	Withholding Tax	141,991.80
30-Jun-22	1403	COM TWENTY ONE LIMITED	15,985,701.75
30-Jun-22	1403	Withholding Tax	503,350.00
30-Jun-22	1403	Withholding Tax	289,281.60
30-Jun-22	1404	NEXT TECHNOLOGIES LIMITED	10,214,665.05
30-Jun-22	1404	Withholding Tax	321,634.40
30-Jun-22	1404	Withholding Tax	184,847.35
30-Jun-22	1405	COM TWENTY ONE LIMITED	15,133,046.30
30-Jun-22	1405	Withholding Tax	476,502.00
30-Jun-22	1405	Withholding Tax	273,851.70
30-Jun-22	1406	SPECICOM TECHNOLOGIES LIMITED	1,397,482.75
30-Jun-22	1406	Withholding Tax	24,517.25
30-Jun-22	1407	TELKOM KENYA LIMITED	4,950,898.60
30-Jun-22	1407	Withholding Tax	89,592.80
30-Jun-22	1407	Withholding Tax	155,891.50

30-Jun-22	1408	REDBERLY KENYA ENTERPRISES	933,620.70
30-Jun-22	1408	Withholding Tax	16,379.30
30-Jun-22	1409	TELKOM KENYA LIMITED	14,349,349.60
30-Jun-22	1409	Withholding Tax	259,669.75
30-Jun-22	1409	Withholding Tax	451,825.35
30-Jun-22	1410	AMINA ASHA	63,000.00
30-Jun-22	1410	DOUGLAS NYONGESA WAFULA	63,000.00
30-Jun-22	1410	GRACE AKECH ODHIAMBO	112,000.00
30-Jun-22	1410	JOSPINE MWANGI KAMAU	112,000.00
30-Jun-22	1410	ROSE OTIENO OSUMBA	112,000.00
30-Jun-22	1410	LUCY MAINA NYAGA	112,000.00
30-Jun-22	1410	KENNEDY ONYANGO OTIENO	112,000.00
30-Jun-22	1410	CATHERINE NJOKI KAMAU	112,000.00
30-Jun-22	1410	JOSEPH MAINA KARANJA	126,000.00
30-Jun-22	1410	FRANCIA LUMASEI KAGALI	140,000.00
30-Jun-22	1410	MARY KARIUKI	168,000.00
30-Jun-22	1410	PETER MAINA	168,000.00
30-Jun-22	1410	ANDREW NAYAWANGO OPIYO	168,000.00
30-Jun-22	1410	MOSES NYONGESA	175,000.00
30-Jun-22	1410	CAROLINE NYAMBURA	224,000.00
30-Jun-22	1410	MARY ONYANGO	224,000.00
30-Jun-22	1410	PETER NJIRU NJAGI	140,000.00
30-Jun-22	1410	KENNEDY NGUGI ASIGE	252,000.00
30-Jun-22	1410	Withholding Tax	104,338.35
30-Jun-22	1410	Withholding Tax	181,548.75
		<b>TOTAL</b>	<b>434,830,738.90</b>

STATE DEPARTMENT OF ICT AND INNOVATION DEVELOPMENT D-1122 1000302364 2021/2022 RECEIPT IN CASHBOOK NOT IN THE BANK RECEIPT IN CASHBOOK NOT IN THE BANK			
DATE	PV NO.	TRANSACTION DETAILS	AMOUNT
30-Jun-22		Exchequer issue	321,808,422.75
30-Jun-22		Returned RTGS Payment	10,455,288.25
		<b>TOTAL</b>	<b>332,263,711.00</b>

REPUBLIC OF KENYA  
 STATE DEPARTMENT OF ICT AND INNOVATION  
 DEPOSIT DEP-1122 1000302388 2021/2022  
 BANK RECONCILIATION STATEMENT AS AT 30TH JUNE 2022

	KSHS.		Kshs.
Balance as per bank certificate			177,807,906.35
Less			
1. Payments in cashbook not yet recorded in bank statement			
2. Receipts in bank statement not yet recorded in cashbook	12,593.45	12,593.45	
Add			
3. Payments in bank statement not yet recorded in casbook			
4. Receipts in cashbook not yet recorded in bank statement.	12,593.45	12,593.45	
Balance as per the cashbook.....			177,807,906.35

I certify that I have verified the bank balance in the cashbook with the bank statement and that the above reconciliation is correct

Prepared by C. Cichaya Designation P. A

Date 20.07.2022

Reviewed by A. Njiru Designation DAG

Date 20/7/22

Approved by M. Horuli Designation SDAG

Date 20/7/22

(All schedules are attached herewith)

STATE DEPARTMENT OF ICT AND INNOVATION DEPOSIT DEP-1122 1000302388 2021/2022 PAYMENT IN CASH BOOK NOT IN THE BANK BANK RECONCILIATION STATEMENT AS AT 30TH JUNE 2022			
DATE	PV NO.	TRANSACTION DETAILS	AMOUNT
	TOTAL		-

STATE DEPARTMENT OF ICT AND INNOVATION DEPOSIT DEP-1122 1000302388 2021/2022 RECEIPTS IN BANK NOT IN CASH BOOK BANK RECONCILIATION STATEMENT AS AT 30TH JUNE 2022			
DATE	REFERENCE NO.	TRANSACTION DETAILS	AMOUNT
27-Feb-19	FT190587N9D8		12,593.45
	TOTAL		12,593.45

STATE DEPARTMENT OF ICT AND INNOVATION DEPOSIT DEP-1122 1000302388 2021/2022 PAYMENT IN BANK NOT IN CASH BOOK BANK RECONCILIATION STATEMENT AS AT 30TH JUNE 2022			
DATE	REFERENCE NO.	TRANSACTION DETAILS	AMOUNT
	TOTAL		0.00

STATE DEPARTMENT OF ICT AND INNOVATION DEPOSIT DEP-1122 1000302388 2021/2022 RECEIPT IN CASH BOOK NOT IN THE BANK BANK RECONCILIATION STATEMENT AS AT 30TH JUNE 2022			
DATE	PV NO.	TRANSACTION DETAILS	AMOUNT
30-Nov-21		OVERSTATED CLOSING BALANCE	12,593.45
	TOTAL		12,593.45



**STATEMENT OF RECEIPTS AND PAYMENTS**

Entity: 1122-State Department For Information Communication and  
Technology & Innovation

Current Period: JUL-21 To JUN-22

Compare With: JUL-20 To JUN-21

	Note	Current Period	Previous Period
<b>RECEIPTS</b>			
Tax Receipts	1	0.00	0.00
Social Security Contribution	2	0.00	0.00
Proceeds from Domestic and Foreign Grants	3	0.00	0.00
Exchequer releases	4	3,817,552,189.75	5,334,786,734.65
Transfers from Other Government Entities	5	0.00	0.00
Proceeds from Domestic Borrowings	6	0.00	0.00
Proceeds from Foreign Borrowings	7	14,107,171,402.95	12,535,780,458.35
Proceeds from Sales of Assets	8	0.00	0.00
Reimbursements and Refunds	9	0.00	0.00
Returns of Equity Holdings	10	0.00	0.00
Other Receipts	11	259,363,238.75	0.00
<b>TOTAL RECEIPTS</b>		<b>18,184,086,831.45</b>	<b>17,870,567,193.00</b>
<b>PAYMENTS</b>			
Compensation of Employees	12	275,449,083.05	259,359,970.05
Use of goods and Services	13	419,458,087.40	326,661,131.10
Subsidies	14	0.00	0.00
Transfers to Other Government Units	15	16,567,367,983.50	14,226,812,907.50
Other Grants and Transfers	16	0.00	0.00
Social Security Benefits	17	7,908,605.30	5,788,401.95
Acquisition of Assets	18	912,566,324.25	3,052,700,015.55
Finance Costs, including Loan Interest	19	0.00	0.00
Repayment of Principal on Domestic and Foreign Borrowing	20	0.00	0.00
Other payments	21	0.00	0.00
<b>TOTAL PAYMENTS</b>		<b>18,182,750,083.50</b>	<b>17,871,322,426.15</b>
<b>SURPLUS/DEFICIT</b>		<b>1,336,747.95</b>	<b>(755,233.15)</b>

The Statement has been prepared, reviewed and approved by the following:

Prepared By: \_\_\_\_\_

Date: \_\_\_\_\_

Reviewed By: \_\_\_\_\_

Date: \_\_\_\_\_

Approved By: \_\_\_\_\_

Date: \_\_\_\_\_



### Statement of Financial Position

Entity: 1122-State Department For Information Communication and Technology & Innovation

Current Period: JUL-21 To JUN-22

Compare With: JUL-20 To JUN-21

	Note	Current Period	Previous Period
		Kshs	Kshs
<b>FINANCIAL ASSETS</b>			
<b>Cash and Cash Equivalents</b>			
Bank Balances	22A	451,731,031.10	(1,357,719,113.30)
Cash Balances	22B	2,558,723,176.90	2,026,217,520.80
<b>Total Cash And Cash Equivalents</b>		<b>3,010,454,208.00</b>	<b>668,498,407.50</b>
Accounts Receivables - Outstanding Imprest and Clearance Accounts	23	(95,101,307.55)	(7,963,546.45)
<b>TOTAL FINANCIAL ASSETS</b>		<b>2,915,352,900.45</b>	<b>660,534,861.05</b>
<b>Financial Liabilities</b>			
Accounts Payables - Deposits	24	2,711,314,554.05	458,020,087.60
<b>NET FINANCIAL ASSETS</b>		<b>204,038,346.40</b>	<b>202,514,773.45</b>
<b>REPRESENTED BY</b>			
Fund Balance b/fwd	25	202,514,773.45	202,744,135.05
Prior Year Adjustment	26	0.00	0.00
Surplus/Deficit for the Year		1,336,747.95	(755,233.15)
<b>NET FINANCIAL POSITION</b>		<b>203,851,521.40</b>	<b>201,988,901.90</b>

The Statement has been prepared, reviewed and approved by the following:

Prepared By: \_\_\_\_\_

Date: \_\_\_\_\_

Reviewed By: \_\_\_\_\_

Date: \_\_\_\_\_

Approved By: \_\_\_\_\_

Date: \_\_\_\_\_



**STATEMENT OF CASH FLOW**

Entity: 1122-State Department For Information Communication and Technology & Innovation

Current Period: JUL-21 To JUN-22

Compare With: JUL-20 To JUN-21

	Note	Current Period	Previous Period
		Kshs	Kshs
<b>Receipts and operating income</b>			
Tax Receipts	1	0.00	0.00
Social Security Contribution	2	0.00	0.00
Proceeds from Domestic and Foreign Grants	3	0.00	0.00
Exchequer releases	4	3,817,552,189.75	5,334,786,734.65
Transfers from Other Government Entities	5	0.00	0.00
Reimbursements and Refunds	9	0.00	0.00
Returns of Equity Holdings	10	0.00	0.00
Other Receipts	11	259,363,238.75	0.00
<b>Payments for Operating Expenses</b>			
Compensation of Employees	12	275,449,083.05	259,359,970.05
Use of goods and Services	13	419,458,087.40	326,661,131.10
Subsidies	14	0.00	0.00
Transfers to Other Government Units	15	16,567,367,983.50	14,226,812,907.50
Other Grants and Transfers	16	0.00	0.00
Social Security Benefits	17	7,908,605.30	5,788,401.95
Finance Costs, including Loan Interest	19	0.00	0.00
Other payments	21	0.00	0.00
<b>Adjusted for :</b>			
Adjustments during the year		2,340,432,227.55	(274,670,504.30)
Prior year adjustments		0.00	0.00
<b>Net Cash From Operating Activities</b>	<b>A</b>	<b>(10,852,836,103.20)</b>	<b>(9,758,506,180.25)</b>
<b>Cash Flow From Investing Activities</b>			
Proceeds from Sales of Assets	8	0.00	0.00
Acquisition of Assets	18	912,566,324.25	3,052,700,015.55
<b>Net Cash Flow From Investing Activities</b>	<b>B</b>	<b>(912,566,324.25)</b>	<b>(3,052,700,015.55)</b>
<b>Cash Flow From Borrowing Activities</b>			
Proceeds from Domestic Borrowings	6	0.00	0.00
Proceeds from Foreign Borrowings	7	14,107,171,402.95	12,535,780,458.35
Repayment of Principal on Domestic and Foreign Borrowing	20	0.00	0.00
<b>Net Cash Flow From Financing Activities</b>	<b>C</b>	<b>14,107,171,402.95</b>	<b>12,535,780,458.35</b>
<b>NET INCREASE IN CASH AND CASH EQUIVALENT</b>	<b>A+B+C</b>	<b>2,341,768,975.50</b>	<b>(275,425,737.45)</b>
Cash and Cash Equivalent at BEGINNING of The Year		668,498,407.50	943,398,273.40
Cash and Cash Equivalent at END of The Year	22A+22B	3,010,454,208.00	668,498,407.50

The Statement has been prepared, reviewed and approved by the following:

Prepared By: \_\_\_\_\_

Date: \_\_\_\_\_

Reviewed By: \_\_\_\_\_

Date: \_\_\_\_\_

Approved By: \_\_\_\_\_

Date: \_\_\_\_\_



## NOTES TO THE FINANCIAL STATEMENTS

Entity: 1122-State Department For Information  
Communication and Technology & Innovation

Current Period: JUL-21 To JUN-22

Compare With: JUL-20 To JUN-21

### 1 Tax Receipts

Item Description	Item Code	Current Period	Previous Period
		Kshs	Kshs
Taxes on Income, Profits and Capital Gains	1110000	0.00	0.00
Taxes on Payroll and Workforce	1120000	0.00	0.00
Taxes on Property	1130000	0.00	0.00
Taxes on Goods and Services	1140000	0.00	0.00
Taxes on International Trade and Transactions	1150000	0.00	0.00
Other Taxes (not elsewhere classified)	1160000	0.00	0.00
<b>TOTAL</b>		<b>0.00</b>	<b>0.00</b>

### 2 Social Security Contribution

Item Description	Item Code	Current Period	Previous Period
		Kshs	Kshs
Health Insurance Contribution	1210100	0.00	0.00
NHIF Health Insurance Contributions	1210200	0.00	0.00
Contributions from Govt. Employees for Social & Welfare Schemes	1210300	0.00	0.00
<b>TOTAL</b>		<b>0.00</b>	<b>0.00</b>

### 3 Proceeds from Domestic and Foreign Grants

Item Description	Item Code	Current Period	Previous Period
		Kshs	Kshs
Grants from Foreign Governments	1310000	0.00	0.00
Grants from International Organisations	1320000	0.00	0.00
<b>TOTAL</b>		<b>0.00</b>	<b>0.00</b>

### 4 Exchequer releases

Item Description	Item Code	Current Period	Previous Period
		Kshs	Kshs
Exchequer Releases/ Provisioning Account for Q1	9910201	435,073,129.60	1,017,017,560.50
Exchequer Releases/ Provisioning Account for Q2	9910201	1,008,341,836.25	923,837,088.65
Exchequer Releases/ Provisioning Account for Q3	9910201	922,247,066.45	545,276,579.30
Exchequer Releases/ Provisioning Account for Q4	9910201	1,451,890,157.45	2,848,655,506.20
<b>TOTAL</b>		<b>3,817,552,189.75</b>	<b>5,334,786,734.65</b>

### 5 Transfers from Other Government Entities

Item Description	Item Code	Current Period	Previous Period
		Kshs	Kshs
Grants received by Central Govt from General Govt units	1330100	0.00	0.00
Grants Received from General Govt units by Local Authorities	1330200	0.00	0.00
Grants to Fund Accounts from Central Govt Budget	1330300	0.00	0.00
Grants to other General Govt units from General Govt units	1330400	0.00	0.00
<b>TOTAL</b>		<b>0.00</b>	<b>0.00</b>

### 6 Proceeds from Domestic Borrowings

Item Description	Item Code	Current Period	Previous Period
		Kshs	Kshs
Borrowing within General Government	5110100	0.00	0.00
Borrowing from Monetary Authorities (Central Bank)	5110200	0.00	0.00
Other Domestic Depository Corporations (Commercial Banks)	5110300	0.00	0.00
Borrowing from Other Domestic Financial Institutions	5110400	0.00	0.00
Borrowing from Other Domestic Creditors	5110500	0.00	0.00
Domestic Currency and Deposit	5110600	0.00	0.00

Item Description	Item Code	Current Period	Previous Period
<b>TOTAL</b>		0.00	0.00

7 Proceeds from Foreign Borrowings

Item Description	Item Code	Current Period	Previous Period
		Kshs	Kshs
Foreign Borrowings - Drawdowns through Exchequer	5120100	0.00	0.00
Foreign Borrowing-Direct Payments	5120200	14,107,171,402.95	12,535,780,458.35
Foreign Currency and Foreign Deposits	5120300	0.00	0.00
Other Foreign Accounts Payable	5120400	0.00	0.00
<b>TOTAL</b>		14,107,171,402.95	12,535,780,458.35

8 Proceeds from Sales of Assets

Item Description	Item Code	Current Period	Previous Period
		Kshs	Kshs
Receipts from the Sale of Buildings - Paid to Exchequer	3510100	0.00	0.00
Receipts from the Sale of Buildings	3510200	0.00	0.00
Receipts from sale of other st	3510300	0.00	0.00
Receipts from sale of other st	3510400	0.00	0.00
Receipts from the Sale of Vehicles and Transport Equipment - Paid to Exchequer	3510500	0.00	0.00
Receipts from the Sale of Vehicles and Transport Equipment	3510600	0.00	0.00
Receipts from the Sale of Plant Machinery and Equipment - Paid to Exchequer	3510700	0.00	0.00
Receipts from the Sale Plant Machinery and Equipment	3510800	0.00	0.00
Receipts from Sale of Certified Seeds and Breeding Stock - Paid to Exchequer	3510900	0.00	0.00
Receipts from Sale of Certified Seeds and Breeding Stock	3511000	0.00	0.00
Receipts from the Sale of Strategic Reserves Stocks	3520100	0.00	0.00
Receipts from the Sale of Other Inventories, Stocks, and Commodities	3520200	0.00	0.00
Receipts from the Sale of Inventories, Stocks and Commodities	3520300	0.00	0.00
Receipts from the Sale of Land	3540100	0.00	0.00
Receipts from the Sale of Other Naturally Occurring Non-Produced Assets	3540200	0.00	0.00
Receipts from the Sale of Intangible Non-Produced Assets	3540300	0.00	0.00
Receipts from the Sale of Non-Produced Assets Collected as AIA	3540400	0.00	0.00
Repayments from Loans to Government Agencies and Other Levels of Government	4510100	0.00	0.00
Loans to Non-Financial Public Enterprises	4510200	0.00	0.00
Loans to Financial Institutions	4510300	0.00	0.00
Repayments from Domestic Loans to Individuals and Households	4510400	0.00	0.00
Repayments from lending to Foreign Govts.	4520100	0.00	0.00
Repayments from lending to International Orgns.	4520200	0.00	0.00
Repayments from lending to Foreign Non - Financial Enterps. & Financial Instns.	4520300	0.00	0.00
Repayments from Other Foreign Lending	4520400	0.00	0.00
Sales and Disposals of Equity Holdings in Domestic Public Non - Financial Enterprises	4530100	0.00	0.00
Sales and Disposals of Equity Holdings in Domestic Public Financial Institutions	4530200	0.00	0.00
Sales and Disposals of Other Equity Holdings	4530300	0.00	0.00
Sales and Disposals of Equity Holdings in Foreign Financial Instns. and Domestic Financial Instns. operating abroad	4530400	0.00	0.00
Sales and Disposals of Equity Holdings in Foreign Enterps. Financial Instns. and Domestic Financial Instns. operating abroad	4530500	0.00	0.00
Redemption/ Disposal of Other Financial Assets	4530600	0.00	0.00
Refund of Bonds paid as Deposits for Guarantees	4530700	0.00	0.00
<b>TOTAL</b>		0.00	0.00

9 Reimbursements and Refunds

Item Description	Item Code	Current Period	Previous Period
		Kshs	Kshs

Item Description	Item Code	Current Period	Previous Period
Refund from World Food Programme (WFP)	4540101	0.00	0.00
Reimbursement of Audit Fees	4540102	0.00	0.00
Reimbursement on Messing Charges (UNICEF)	4540103	0.00	0.00
Reimbursement from World Bank - ECD	4540104	0.00	0.00
Reimbursement from Individuals and Private Organizations	4540105	0.00	0.00
Reimbursement from Local Government Authorities	4540106	0.00	0.00
Reimbursement from Statutory Organizations	4540107	0.00	0.00
Reimbursement within Central Government	4540108	0.00	0.00
Reimbursement Using Bonds	4540109	0.00	0.00
Reimbursements and Refunds - Other (Budget)	4540199	0.00	0.00
<b>TOTAL</b>		<b>0.00</b>	<b>0.00</b>

10 Returns of Equity Holdings

Item Description	Item Code	Current Period	Previous Period
		Kshs	Kshs
Returns of Equity Holdings	4550000	0.00	0.00
Returns of Equity Holdings	4610000	0.00	0.00
<b>TOTAL</b>		<b>0.00</b>	<b>0.00</b>

11 Other Receipts

Item Description	Item Code	Current Period	Previous Period
		Kshs	Kshs
Interest Received	1410100	0.00	0.00
Profits and Dividends	1410200	0.00	0.00
Withdrawals from Income of Quasi-corporations	1410300	0.00	0.00
Rents on land, houses and buildings	1410400	0.00	0.00
Other Property Income collected as AIA	1410500	61,000,000.00	0.00
	1415000	0.00	0.00
Sales of Market Establishment	1420100	0.00	0.00
Administrative Fees and Charges	1420200	0.00	0.00
Administrative Fees and Charges collected as AIA	1420300	198,363,238.75	0.00
Incidental Sales by Non-Market Establishments	1420400	0.00	0.00
Incidental Sales by Non-Market Establishments Collected as AIA	1420500	0.00	0.00
Receipts from Sale of Incidental Goods	1420600	0.00	0.00
Fines, Penalties, Forfeitures and other Charges	1430100	0.00	0.00
Current Grants from International NGOs paid through Exchequer	1440100	0.00	0.00
Capital Grants from International NGOs paid through Exchequer	1440200	0.00	0.00
Current Grants from International NGOs collected as AIA	1440300	0.00	0.00
Capital Grants from International NGOs collected as AIA	1440400	0.00	0.00
Other Voluntary Transfers for Current purposes	1440500	0.00	0.00
Other Voluntary Transfers for Capital purposes	1440600	0.00	0.00
Paid to Exchequer	1450100	0.00	0.00
Receipts Not Classified Elsewhere	1450200	0.00	0.00
	1510200	0.00	0.00
	1510300	0.00	0.00
	1520100	0.00	0.00
Business Permits	1520200	0.00	0.00
Cesses	1520300	0.00	0.00
Poll Rates	1520400	0.00	0.00
Plot Rents	1520500	0.00	0.00
Other Local Levies	1520600	0.00	0.00
Administrative Services Fees	1530100	0.00	0.00
Various Fees	1530200	0.00	0.00
Council'S Natural Resources Exploitation	1530300	0.00	0.00
Sales Of Council Assets	1530400	0.00	0.00
Lease / Rental Of Council'S Infrastructure Assets	1530500	0.00	0.00
Other Miscellaneous Revenues	1530600	0.00	0.00
Other Miscellaneous Revenues	1540100	0.00	0.00
Insurance Claims Recovery	1540200	0.00	0.00
Medium Term Loans (1-3 Yr Repayment)	1540300	0.00	0.00
Long Term Loans (Over 3 Yr Rpayment)	1540400	0.00	0.00
Transfers From Reserve Funds	1540500	0.00	0.00
Donations	1540600	0.00	0.00
Fund Raising Events	1540700	0.00	0.00
Other Revenues From Financial Assels Loan	1540800	0.00	0.00
	1541000	0.00	0.00
Market/Trade Centre Fee	1550100	0.00	0.00
Vehicle Parking Fees	1550200	0.00	0.00

Item Description	Item Code	Current Period	Previous Period
Housing	1560100	0.00	0.00
Social Premises Use Charges	1560200	0.00	0.00
School Fees	1570100	0.00	0.00
Other Education-Related Fees	1570200	0.00	0.00
Other Education Revenues	1570300	0.00	0.00
Public Health Services	1580100	0.00	0.00
Public Health Facilities Operations	1580200	0.00	0.00
Environment & Conservancy Administration	1580300	0.00	0.00
Slaughter Houses Administration	1580400	0.00	0.00
Water Supply Administration	1580500	0.00	0.00
Sewerage Administration	1580600	0.00	0.00
Other Health & Sanitation Revenues	1580700	0.00	0.00
Technical Services Fees	1590100	0.00	0.00
External Services Fees	1590200	0.00	0.00
	1930100	0.00	0.00
System Required Revenue A/cs	1990100	0.00	0.00
<b>TOTAL</b>		<b>259,363,238.75</b>	<b>0.00</b>

12 Compensation of Employees

Item Description	Item Code	Current Period	Previous Period
		Kshs	Kshs
Basic Salaries - Permanent Employees	2110100	168,886,114.50	164,067,231.75
Basic Wages - Temporary Employees	2110200	2,271,000.00	1,678,956.75
Personal Allowances paid as part of Salary	2110300	104,291,968.55	93,613,781.55
Personal Allowances paid as Reimbursements	2110400	0.00	0.00
Personal Allowances provided in Kind	2110500	0.00	0.00
Employer Contributions to Compulsory National Social Security Schemes	2120100	0.00	0.00
Employer Contributions to Compulsory Health Insurance Schemes	2120200	0.00	0.00
Social Benefit Schemes Outside Government	2120300	0.00	0.00
<b>TOTAL</b>		<b>275,449,083.05</b>	<b>259,359,970.05</b>

13 Use of goods and Services

Item Description	Item Code	Current Period	Previous Period
		Kshs	Kshs
Utilities, Supplies and Services	2210100	42,898.25	1,654,616.60
Communication, Supplies and Services	2210200	3,208,278.10	6,499,487.60
Domestic Travel and Subsistence, and Other Transportation Costs	2210300	12,027,899.00	17,498,640.15
Foreign Travel and Subsistence, and other transportation costs	2210400	1,539,365.00	1,621,680.85
Printing, Advertising and Information Supplies and Services	2210500	2,289,609.30	3,220,853.55
Rentals of Produced Assets	2210600	54,197,445.00	128,743,132.40
Training Expenses	2210700	14,234,382.40	10,896,381.00
Hospitality Supplies and Services	2210800	9,515,637.00	22,184,126.60
Insurance Costs	2210900	0.00	0.00
Specialised Materials and Supplies	2211000	795,240.00	954,808.00
Office and General Supplies and Services	2211100	2,175,442.75	5,078,943.00
Fuel Oil and Lubricants	2211200	5,430,812.00	10,949,001.50
Other Operating Expenses	2211300	298,269,174.30	105,988,245.45
Routine Maintenance - Vehicles	2220100	5,220,631.30	9,775,691.00
Routine Maintenance - Other Assets	2220200	10,511,273.00	1,595,523.20
Exchange Rate Losses	2230100	0.00	0.00
<b>TOTAL</b>		<b>419,458,067.40</b>	<b>326,681,131.10</b>

14 Subsidies

Item Description	Item Code	Current Period	Previous Period
		Kshs	Kshs
Subsidies to Public Corporations	2510000	0.00	0.00
Subsidies to Private Enterprises	2520000	0.00	0.00
<b>TOTAL</b>		<b>0.00</b>	<b>0.00</b>

15 Transfers to Other Government Units

Item Description	Item Code	Current Period	Previous Period
		Kshs	Kshs
Current Grants to Government Agencies and other Levels of Government	2630100	1,356,999,999.00	763,600,000.00
Capital Grants to Government Agencies and other	2630200	15,210,367,984.50	13,463,212,907.50

Item Description	Item Code	Current Period	Previous Period
Levels of Government			
Other Current Transfers, Grants and Subsidies	2640400	0.00	0.00
Other Capital Grants and Trans	2640500	0.00	0.00
<b>TOTAL</b>		<b>16,567,367,983.50</b>	<b>14,226,812,907.50</b>

16 Other Grants and Transfers

Item Description	Item Code	Current Period	Previous Period
		Kshs	Kshs
Grants and Transfers to Foreign Governments	2610100	0.00	0.00
Membership Fees and Dues and Subscriptions to International Organizations	2620100	0.00	0.00
Membership Fees and Dues and Subscriptions to International Organizations (Continued)	2620200	0.00	0.00
Scholarships and other Educational Benefits	2640100	0.00	0.00
Emergency Relief and Refugee Assistance	2640200	0.00	0.00
Grants to Small Businesses, Cooperatives, and Self Employed	2640300	0.00	0.00
	2649900	0.00	0.00
<b>TOTAL</b>		<b>0.00</b>	<b>0.00</b>

17 Social Security Benefits

Item Description	Item Code	Current Period	Previous Period
		Kshs	Kshs
Government Pension and Retirement Benefits	2710100	7,908,605.30	5,788,401.95
Social Security Benefits	2710200	0.00	0.00
Employer Social Benefits	2710300	0.00	0.00
Refund of Pension to UK Government	2720100	0.00	0.00
Refund of Contributions to WCPS and other Ex-Gratia	2720200	0.00	0.00
<b>TOTAL</b>		<b>7,908,605.30</b>	<b>5,788,401.95</b>

18 Acquisition of Assets

Item Description	Item Code	Current Period	Previous Period
		Kshs	Kshs
Purchase of Buildings	3110100	0.00	0.00
Construction of Building	3110200	0.00	0.00
Refurbishment of Buildings	3110300	0.00	0.00
Construction of Roads	3110400	0.00	0.00
Construction and Civil Works	3110500	0.00	239,058.60
Overhaul and Refurbishment of Construction and Civil Works	3110600	0.00	0.00
Purchase of Vehicles and Other Transport Equipment	3110700	0.00	0.00
Overhaul of Vehicles and Other Transport Equipment	3110800	0.00	0.00
Purchase of Household Furniture and Institutional Equipment	3110900	0.00	0.00
Purchase of Office Furniture and General Equipment	3111000	4,147,193.65	231,031,266.40
Purchase of Specialised Plant, Equipment and Machinery	3111100	275,398,385.25	1,409,502,290.55
Rehabilitation and Renovation of Plant, Machinery and Equipment	3111200	0.00	0.00
Purchase of Certified Seeds, Breeding Stock and Live Animals	3111300	0.00	0.00
Research, Feasibility Studies, Project Preparation and Design, Project Supervision	3111400	196,159,916.25	39,343,003.90
Rehabilitation of Civil Works	3111500	0.00	0.00
Purchase of Specialised Plant	3112200	0.00	0.00
Acquisition of Strategic Stocks	3120100	0.00	0.00
Acquisition of Other Inventori	3120200	0.00	0.00
Acquisition of Land	3130100	0.00	0.00
Acquisition of Other Intangible Assets	3130200	0.00	0.00
Domestic Lending and On-lending	4110000	0.00	0.00
Domestic Equity Participation	4120000	436,860,829.10	1,372,584,396.10
Other Domestic Accounts Receivable	4130000	0.00	0.00
Foreign Lending and On- Lending	4140000	0.00	0.00
Foreign Equity Participation	4150000	0.00	0.00
Other Foreign Accounts Receivable	4160000	0.00	0.00
<b>TOTAL</b>		<b>912,566,324.25</b>	<b>3,052,700,015.55</b>

19 Finance Costs, including Loan Interest

Item Description	Item Code	Current Period	Previous Period
		Kshs	Kshs

Item Description	Item Code	Current Period	Previous Period
Interest Payments on Foreign Borrowing	2410100	0.00	0.00
Interest Payments on Guaranteed Debt	2410200	0.00	0.00
Interest on Domestic Borrowing	2420000	0.00	0.00
Interest on Borrowing From Other Government Units	2430000	0.00	0.00
<b>TOTAL</b>		<b>0.00</b>	<b>0.00</b>

20 Repayment of Principal on Domestic and Foreign Borrowing

Item Description	Item Code	Current Period	Previous Period
		Kshs	Kshs
Repayments on Borrowings from General Government	5510100	0.00	0.00
Repayments on Borrowings from Monetary Authorities (Central Bank)	5510200	0.00	0.00
Repayments on Borrowings from Other Domestic Depository Corporations (Commercial Banks)	5510300	0.00	0.00
Repayments on Borrowings from Other Domestic Financial Institutions	5510400	0.00	0.00
Repayments on Borrowings from Other Domestic Creditors	5510500	0.00	0.00
Principal Repayments on Foreign Borrowing	5510600	0.00	0.00
Principal Repayments on Guaranteed Debt Taken over by Government	5520000	0.00	0.00
Principal Repayments on Guaranteed Domestic Debt Taken over by Government	5520100	0.00	0.00
Principal Repayments on Guaranteed Foreign Debt Taken over by Government	5520200	0.00	0.00
Repayments on Borrowings from Other Domestic Creditors	5610000	0.00	0.00
Repayments on Borrowings from Other Domestic Creditors - Private Enterprises	5610500	0.00	0.00
	5620000	0.00	0.00
Repayments on Borrowings from Other Domestic Creditors - Public Enterprises	5620100	0.00	0.00
<b>TOTAL</b>		<b>0.00</b>	<b>0.00</b>

21 Other payments

Item Description	Item Code	Current Period	Previous Period
		Kshs	Kshs
Budget Reserves	2810100	0.00	0.00
Civil Contingency Reserves	2810200	0.00	0.00
Capital Transfer to Non Financial Public Enterprises	2820100	0.00	0.00
Capital Transfer to Public Financial Institutions and Enterprises	2820200	0.00	0.00
Capital Transfer to Private Non-Financial Enterprises	2820300	0.00	0.00
System Required Expenses	2990100	0.00	0.00
	2999900	0.00	0.00
<b>TOTAL</b>		<b>0.00</b>	<b>0.00</b>

22A Bank Balances

Item Description	Item Code	Current Period	Previous Period
		Kshs	Kshs
Special Accounts	6510000	0.00	0.00
Treasury Bank Accounts (Exchequer and CRF Accounts)	6520000	0.00	0.00
Recurrent Bank Accounts	6530000	786,298,261.70	89,256,973.45
Development Bank Accounts	6540000	608,351,350.70	1,479,681,912.25
Deposit Bank Account	6550000	271,784,120.10	211,219,772.40
Project Specific Bank Accounts	6570000	0.00	0.00
Foreign Currency and Foreign D	6590101	0.00	0.00
Foreign Currency and Foreign D	6590203	0.00	0.00
<b>TOTAL</b>		<b>1,668,433,732.50</b>	<b>1,780,158,658.10</b>

22B Cash Balances

Item Description	Item Code	Current Period	Previous Period
		Kshs	Kshs
Cash in Hand	6580000	2,558,723,176.90	2,026,217,520.80
Foreign Currency and Foreign D	6590201	0.00	0.00
<b>TOTAL</b>		<b>2,558,723,176.90</b>	<b>2,026,217,520.80</b>

23 Accounts Receivables - Outstanding Imprest and Clearance Accounts

Item Description	Item Code	Current Period	Previous Period
		Kshs	Kshs
Domestic Debtors & Advances	6710000	92,701.95	7,484.95
Debtors & Advances - Govt Owne	6720000	0.00	0.00
Foreign Debtors & Advances	6730000	0.00	0.00
Other Debtors & Pre-payments	6740000	110,142,767.85	95,919,788.85
Government Imprests	6760000	0.00	0.90
Agency Accounts	6770000	37,800.00	37,800.00
Suspense & Clearance Account	6780000	14,986,558.35	87,986,558.35
Other Current Assets (System r	6790000	0.00	0.00
<b>TOTAL</b>		<b>125,259,828.15</b>	<b>163,951,533.05</b>

24. ACCOUNTS PAYABLE

Item Description	Item code	Current Period	Previous Period
		Kshs	Kshs
Withholding Taxes	7380000	(447,429.75)	(158,605.45)
Deposits	7310000	470,320,135.50	217,056,916.80
System Required Liabilities A/cs	7390000	2,241,530,090.95	241,485,924.65
Other Liabilities	7320000	(88,242.65)	(364,148.40)
<b>TOTAL</b>		<b>2,711,314,554.05</b>	<b>458,020,087.60</b>

25. FUND BALANCES BROUGHT FORWARD

Item Description	Item Code	Current Period	Previous Period
		Kshs	Kshs
Opening Balance Bank	22A	(1,357,719,113.30)	(1,072,721,383.00)
Opening Balance Cash	22B	2,026,217,520.80	2,016,119,656.40
Opening Balance Receivables - Imprest and Clearance Accounts	23	(7,963,546.45)	(9,261,674.70)
Opening Balance - Deposits	24	(458,020,087.60)	(731,392,453.65)
<b>TOTAL</b>		<b>202,514,773.45</b>	<b>202,744,135.05</b>

26. PRIOR YEAR ADJUSTMENTS

Item Description	Item Code	Current Period	Previous Period
		Kshs	Kshs
Exchequer Provisions	9910200	0.00	0.00
County Transfers	9910300	0.00	0.00
<b>TOTAL</b>		<b>0.00</b>	<b>0.00</b>



**Statement of Budget Execution**

Entity: 1122-State Department For Information Communication and Technology & Innovation  
Current Period: JUL-21 To JUN-22

Note	Printed Estimate	Reallocation / Transfer	Supplementary Estimates	Final Approved Estimate (Net)	Actual	Budget Utilization Differences	% of Utilization
	a	b	c	d=a+b+c	e	f=d-e	g=e/d%
<b>RECEIPTS</b>							
1 Tax Receipts	0.00	0.00	0.00	0.00	0.00	0.00	0.00%
2 Social Security Contribution	0.00	0.00	0.00	0.00	0.00	0.00	0.00%
3 Proceeds from Domestic and Foreign Grants	0.00	0.00	0.00	0.00	0.00	0.00	0.00%
4 Exchequer releases	0.00	0.00	0.00	0.00	3,817,552,189.75	(3,817,552,189.75)	0.00%
5 Transfers from Other Government Entities	0.00	0.00	0.00	0.00	0.00	0.00	0.00%
6 Proceeds from Domestic Borrowings	0.00	0.00	0.00	0.00	0.00	0.00	0.00%
7 Proceeds from Foreign Borrowings	16,196,315,522.00	0.00	(1,700,000,000.00)	14,496,315,522.00	14,107,171,402.95	389,144,119.05	97.32%
8 Proceeds from Sales of Assets	0.00	0.00	0.00	0.00	0.00	0.00	0.00%
9 Reimbursements and Refunds	0.00	0.00	0.00	0.00	0.00	0.00	0.00%
10 Returns of Equity Holdings	0.00	0.00	0.00	0.00	0.00	0.00	0.00%
11 Other Receipts	366,000,000.00	0.00	0.00	366,000,000.00	259,363,238.75	106,636,761.25	70.86%
<b>Total</b>	16,562,315,522.00	0.00	(1,700,000,000.00)	14,862,315,522.00	18,184,066,831.45	(3,321,771,309.45)	122.35%
<b>PAYMENTS</b>							
12 Compensation of Employees	259,000,000.00	0.00	19,675,066.00	278,675,066.00	275,449,083.05	3,225,982.95	98.84%
13 Use of goods and Services	678,590,916.00	0.00	(174,595,547.00)	503,995,369.00	419,458,087.40	84,537,281.60	83.23%
14 Subsidies	0.00	0.00	0.00	0.00	0.00	0.00	0.00%
15 Transfers to Other Government Units	20,150,515,522.00	0.00	(2,146,102,268.00)	18,004,413,254.00	16,567,367,983.50	1,437,045,270.50	92.02%
16 Other Grants and Transfers	0.00	0.00	0.00	0.00	0.00	0.00	0.00%
17 Social Security Benefits	9,700,000.00	0.00	(566,000.00)	9,134,000.00	7,908,605.30	1,225,394.70	86.58%
18 Acquisition of Assets	1,691,568,967.00	0.00	(318,101,097.00)	1,373,467,870.00	912,566,324.25	460,891,545.75	66.44%
19 Finance Costs, including Loan Interest	0.00	0.00	0.00	0.00	0.00	0.00	0.00%
20 Repayment of Principal on Domestic and Foreign Borrowing	0.00	0.00	0.00	0.00	0.00	0.00	0.00%
21 Other payments	22,789,365,405.00	0.00	0.00	22,789,365,405.00	18,182,750,083.50	4,606,615,321.50	80.00%
<b>Total</b>	22,789,365,405.00	0.00	(2,619,689,846.00)	20,169,675,559.00	18,182,750,083.50	1,986,925,475.50	90.15%



Statement of Budget Execution

Entity: 1122-State Department For Information Communication and Technology & Innovation  
Current Period: JUL-21 To JUN-22

The Statement has been prepared, reviewed and approved by the following:

Prepared By: \_\_\_\_\_

Date: \_\_\_\_\_

Reviewed By: \_\_\_\_\_

Date: \_\_\_\_\_

Approved By: \_\_\_\_\_

Date: \_\_\_\_\_



**Statement of Budget Execution - Recurrent Expenditure**  
**Entity: 1122-State Department For Information Communication and Technology & Innovation**  
**Current Period: JUL-21 To JUN-22**

Note	Printed Estimate	Reallocation / Transfer	Supplementary Estimates	Final Approved Estimate (Net)	Actual	Budget Utilization Differences	% of Utilization
	a	b	c	d=a+b+c	e	f=d-e	g=e/d%
<b>RECEIPTS</b>							
1 Tax Receipts	0.00	0.00	0.00	0.00	0.00	0.00	0.00%
2 Social Security Contribution	0.00	0.00	0.00	0.00	0.00	0.00	0.00%
3 Proceeds from Domestic and Foreign	0.00	0.00	0.00	0.00	0.00	0.00	0.00%
4 Grants	0.00	0.00	0.00	0.00	1,695,517,707.80	(1,695,517,707.80)	0.00%
5 Exchequer releases	0.00	0.00	0.00	0.00	0.00	0.00	0.00%
6 Transfers from Other Government	0.00	0.00	0.00	0.00	0.00	0.00	0.00%
7 Entitles	0.00	0.00	0.00	0.00	0.00	0.00	0.00%
8 Proceeds from Domestic Borrowings	0.00	0.00	0.00	0.00	0.00	0.00	0.00%
9 Proceeds from Foreign Borrowings	0.00	0.00	0.00	0.00	0.00	0.00	0.00%
10 Proceeds from Sales of Assets	0.00	0.00	0.00	0.00	0.00	0.00	0.00%
11 Reimbursements and Refunds	0.00	0.00	0.00	0.00	0.00	0.00	0.00%
12 Returns of Equity Holdings	0.00	0.00	0.00	0.00	61,000,000.00	5,000,000.00	92.42%
13 Other Receipts	66,000,000.00	0.00	0.00	66,000,000.00	1,756,517,707.80	(1,690,517,707.80)	2661.39%
<b>TOTAL</b>	<b>66,000,000.00</b>	<b>0.00</b>	<b>0.00</b>	<b>66,000,000.00</b>	<b>1,756,517,707.80</b>	<b>(1,690,517,707.80)</b>	<b>2661.39%</b>
<b>PAYMENTS</b>							
12 Compensation of Employees	259,000,000.00	0.00	19,675,066.00	278,675,066.00	275,449,083.05	3,225,982.95	98.84%
13 Use of goods and Services	165,690,916.00	0.00	(24,595,547.00)	141,095,369.00	113,727,690.15	27,367,678.85	80.54%
14 Subsidies	0.00	0.00	0.00	0.00	0.00	0.00	0.00%
15 Transfers to Other Government Units	1,144,000,000.00	0.00	218,000,000.00	1,362,000,000.00	1,356,999,999.00	5,000,001.00	99.63%
16 Other Grants and Transfers	0.00	0.00	0.00	0.00	0.00	0.00	0.00%
17 Social Security Benefits	9,700,000.00	0.00	(566,000.00)	9,134,000.00	7,908,605.30	1,225,394.70	86.58%
18 Acquisition of Assets	6,996,699.00	0.00	(2,201,097.00)	4,795,602.00	2,399,743.65	2,395,858.35	50.04%
19 Finance Costs, including Loan Interest	0.00	0.00	0.00	0.00	0.00	0.00	0.00%
20 Repayment of Principal on Domestic and Foreign Borrowing	0.00	0.00	0.00	0.00	0.00	0.00	0.00%
21 Other payments	1,585,387,615.00	0.00	210,312,422.00	1,795,700,037.00	1,756,485,121.15	39,214,916.00	98.13%
<b>TOTAL</b>	<b>1,585,387,615.00</b>	<b>0.00</b>	<b>210,312,422.00</b>	<b>1,795,700,037.00</b>	<b>1,756,485,121.15</b>	<b>39,214,916.00</b>	<b>98.13%</b>



Statement of Budget Execution - Recurrent Expenditure

Entity: 1122-State Department For Information Communication and Technology & Innovation

Current Period: JUL-21 To JUN-22

The Statement has been prepared, reviewed and approved by the following:

Prepared By: \_\_\_\_\_

Date: \_\_\_\_\_

Reviewed By: \_\_\_\_\_

Date: \_\_\_\_\_

Approved By: \_\_\_\_\_

Date: \_\_\_\_\_

Statement of Budget Execution - Development Expenditure

Entity: 1122-State Department For Information Communication and Technology & Innovation  
 Current Period: JUL-21 To JUN-22



	Note	Printed Estimate	Reallocation / Transfer	Supplementary Estimates	Final Approved Estimate (Net)	Actual	Budget Utilization Differences	% of Utilization
		a	b	c	d=a+b+c	e	f=d-e	g=e/d%
<b>RECEIPTS</b>								
Tax Receipts	1	0.00	0.00	0.00	0.00	0.00	0.00	0.00%
Social Security Contribution	2	0.00	0.00	0.00	0.00	0.00	0.00	0.00%
Proceeds from Domestic and Foreign Grants	3	0.00	0.00	0.00	0.00	0.00	0.00	0.00%
Exchequer releases	4	0.00	0.00	0.00	0.00	2,122,034,481.95	(2,122,034,481.95)	0.00%
Transfers from Other Government Entities	5	0.00	0.00	0.00	0.00	0.00	0.00	0.00%
Proceeds from Domestic Borrowings	6	0.00	0.00	0.00	0.00	0.00	0.00	0.00%
Proceeds from Foreign Borrowings	7	16,196,315,522.00	0.00	(1,700,000,000.00)	14,496,315,522.00	14,107,171,402.95	389,144,119.05	97.32%
Proceeds from Sales of Assets	8	0.00	0.00	0.00	0.00	0.00	0.00	0.00%
Reimbursements and Refunds	9	0.00	0.00	0.00	0.00	0.00	0.00	0.00%
Returns of Equity Holdings	10	300,000,000.00	0.00	0.00	300,000,000.00	198,363,238.75	101,636,761.25	66.12%
Other Receipts	11	16,496,315,522.00	0.00	(1,700,000,000.00)	14,796,315,522.00	16,427,569,123.65	(1,631,253,601.65)	111.02%
<b>TOTAL</b>								
<b>PAYMENTS</b>								
Compensation of Employees	12	0.00	0.00	0.00	0.00	303,330,654.00	59,569,346.00	83.72%
Use of goods and Services	13	512,900,000.00	0.00	(150,000,000.00)	362,900,000.00	0.00	0.00	0.00%
Subsidies	14	0.00	0.00	0.00	0.00	0.00	0.00	0.00%
Transfers to Other Government Units	15	19,006,515,522.00	0.00	(2,364,102,268.00)	16,642,413,254.00	15,210,367,984.50	1,432,045,269.50	91.40%
Other Grants and Transfers	16	0.00	0.00	0.00	0.00	0.00	0.00	0.00%
Social Security Benefits	17	0.00	0.00	0.00	0.00	0.00	0.00	0.00%
Acquisition of Assets	18	1,684,562,268.00	0.00	(315,900,000.00)	1,368,662,268.00	912,566,324.00	456,095,944.00	66.50%
Finance Costs, including Loan Interest	19	0.00	0.00	0.00	0.00	0.00	0.00	0.00%
Repayment of Principal on Domestic and Foreign Borrowing	20	0.00	0.00	0.00	0.00	0.00	0.00	0.00%
Other payments	21	21,203,977,790.00	0.00	(2,830,002,268.00)	18,373,975,522.00	16,426,264,562.50	1,947,710,559.50	89.37%
<b>TOTAL</b>								



Statement of Budget Execution - Development Expenditure  
Entity: 1122-State Department For Information Communication and Technology & Innovation  
Current Period: JUL-21 To JUN-22

The Statement has been prepared, reviewed and approved by the following:

Prepared By: \_\_\_\_\_

Date: \_\_\_\_\_

Reviewed By: \_\_\_\_\_

Date: \_\_\_\_\_

Approved By: \_\_\_\_\_

Date: \_\_\_\_\_



### SUMMARY STATEMENT OF DEPOSITS

Entity: 1122-State Department For Information Communication and Technology & Innovation

Current Period: JUL-21 To JUN-22

Compare With: JUL-20 To JUN-21

Economic Item	6550101 - Ministry HQ Deposit Bank A/C	
	Current Period	Previous Period
Opening Balance	211,219,772.40	12,415,275.25
Transfers of retentions during the year	303,830,822.00	206,532,176.00
Payments made out of deposit account during the year	243,266,474.30	7,727,678.85
Closing Balance	271,784,120.10	211,219,772.40
Principal Secretary Controller		
Principal Accounts		

The Statement has been prepared, reviewed and approved by the following:

Prepared By: \_\_\_\_\_ Date: \_\_\_\_\_  
Reviewed By: \_\_\_\_\_ Date: \_\_\_\_\_  
Approved By: \_\_\_\_\_ Date: \_\_\_\_\_



### Budget Execution by Heads and Programmes

Entity: 1122-State Department For Information Communication and Technology  
&

Period: JUL-21 To JUN-22

Head	Program	Description	Approved Budget	Actual Payments	Variance
1122000100			233,917,147.00	227,035,443.75	6,881,703.25
	0217000000		5,059,188.00	2,227,128.35	2,832,059.65
	0207000000	General Administration Planning and Support Services	228,857,959.00	224,808,315.40	4,049,643.60
1122000200			7,066,954.00	6,822,191.95	244,762.05
	0207000000	General Administration Planning and Support Services	7,066,954.00	6,822,191.95	244,762.05
1122000300			22,042,638.00	21,255,684.60	786,953.40
	0207000000	General Administration Planning and Support Services	22,042,638.00	21,255,684.60	786,953.40
	0217000000		0.00	0.00	0.00
1122000400			143,563,918.00	122,444,109.30	21,119,808.70
	0207000000	General Administration Planning and Support Services	0.00	0.00	0.00
	0217000000		143,563,918.00	122,444,109.30	21,119,808.70
	0210000000	ICT Infrastructure Development	0.00	0.00	0.00
1122000500			429,380,000.00	424,380,000.00	5,000,000.00
	0217000000		429,380,000.00	424,380,000.00	5,000,000.00
1122000600			24,958,021.00	25,517,096.55	(559,075.55)
	0207000000	General Administration Planning and Support Services	0.00	0.00	0.00
	0217000000		0.00	0.00	0.00
	0210000000	ICT Infrastructure Development	24,958,021.00	25,517,096.55	(559,075.55)
1122000700			550,100,000.00	550,099,999.40	0.60
	0210000000	ICT Infrastructure Development	550,100,000.00	550,099,999.40	0.60
1122001100			134,671,359.00	134,656,346.60	15,012.40
	0217000000		134,671,359.00	134,656,346.60	15,012.40
1122001200			0.00	0.00	0.00
	0221000000		0.00	0.00	0.00
1122001300			0.00	0.00	0.00
	0221000000		0.00	0.00	0.00
1122001400			0.00	0.00	0.00
	0221000000		0.00	0.00	0.00
1122001700			0.00	0.00	0.00
	0221000000		0.00	0.00	0.00
1122001800			0.00	0.00	0.00
	0221000000		0.00	0.00	0.00
1122002100			250,000,000.00	249,882,100.00	117,900.00
	0217000000		250,000,000.00	249,882,100.00	117,900.00
1122100100			255,500,000.00	44,952,035.60	210,547,964.40
	0210000000	ICT Infrastructure Development	255,500,000.00	45,082,835.60	210,417,164.40
	0217000000		0.00	(130,800.00)	130,800.00
1122100200			0.00	0.00	0.00
	0210000000	ICT Infrastructure Development	0.00	0.00	0.00
1122100300			850,000,000.00	482,594,171.90	367,405,828.10
	0210000000	ICT Infrastructure Development	850,000,000.00	482,594,171.90	367,405,828.10
1122100400			602,000,000.00	476,522,082.50	125,477,917.50
	0210000000	ICT Infrastructure Development	602,000,000.00	476,524,182.50	125,475,817.50
	0217000000		0.00	(2,100.00)	2,100.00
1122100500			504,000,000.00	488,860,829.10	15,139,170.90
	0210000000	ICT Infrastructure Development	504,000,000.00	488,860,829.10	15,139,170.90
1122100600			665,462,268.00	330,873,870.35	334,588,397.65
	0217000000		665,462,268.00	330,873,870.35	334,588,397.65
	0210000000	ICT Infrastructure Development	0.00	0.00	0.00
1122100700			415,897,732.00	237,500,000.00	178,397,732.00
	0210000000	ICT Infrastructure Development	415,897,732.00	237,500,000.00	178,397,732.00
1122100800			200,200,000.00	100,100,000.00	100,100,000.00
	0210000000	ICT Infrastructure Development	200,200,000.00	100,100,000.00	100,100,000.00

	0210000000	ICT Infrastructure Development	95,000,000.00	51,774,098.80	43,225,901.20
122101300			0.00	0.00	0.00
	0217000000		0.00	0.00	0.00
122101400			9,763,315,522.00	9,763,315,521.95	0.05
	0210000000	ICT Infrastructure Development	9,763,315,522.00	9,763,315,521.95	0.05
122101500			0.00	0.00	0.00
	0221000000		0.00	0.00	0.00
122101600			0.00	0.00	0.00
	0221000000		0.00	0.00	0.00
122101700			0.00	0.00	0.00
	0221000000		0.00	0.00	0.00
122101800			4,250,000,000.00	4,006,995,051.90	243,004,948.10
	0210000000	ICT Infrastructure Development	4,250,000,000.00	4,006,995,051.90	243,004,948.10
122101900			462,600,000.00	305,754,022.25	156,845,977.75
	0207000000	General Administration Planning and Support Services	0.00	0.00	0.00
	0217000000		462,600,000.00	305,754,022.25	156,845,977.75
122102000			150,000,000.00	25,000,000.00	125,000,000.00
	0210000000	ICT Infrastructure Development	150,000,000.00	25,000,000.00	125,000,000.00
122102100			20,000,000.00	21,415,427.00	(1,415,427.00)
	0210000000	ICT Infrastructure Development	20,000,000.00	21,415,427.00	(1,415,427.00)
122102200			25,500,000.00	25,000,000.00	500,000.00
	0210000000	ICT Infrastructure Development	25,500,000.00	25,000,000.00	500,000.00
		<b>Grand Total</b>	<b>20,169,675,559.00</b>	<b>18,182,750,083.50</b>	<b>1,986,925,475.50</b>

The Statement has been prepared, reviewed and approved by the following:

Prepared By: \_\_\_\_\_

Date: \_\_\_\_\_

Reviewed By: \_\_\_\_\_

Date: \_\_\_\_\_

Approved By: \_\_\_\_\_

Date: \_\_\_\_\_



### Budget Execution By Programmes and Sub-Programmes

Entity: 1122-State Department For Information Communication and Technology  
&

Period: JUL-21 To JUN-22

Program	Sub Program	Description	Approved Budget	Actual Payments	Variance
0207000000		General Administration Planning and Support Services	257,967,551.00	252,886,191.95	5,081,359.05
	0207010000	General Administration, Planning And Support Services	257,967,551.00	252,886,191.95	5,081,359.05
0210000000		ICT Infrastructure Development	17,820,971,275.00	16,357,228,414.70	1,463,742,860.30
	0210010000	ICT Infrastructure Connectivity	2,476,500,000.00	1,591,251,544.90	885,248,455.10
	0210020000	ICT and BPO Development	15,274,471,275.00	14,730,976,869.80	543,494,405.20
	0210030000		70,000,000.00	35,000,000.00	35,000,000.00
0217000000			2,090,736,733.00	1,572,635,476.85	518,101,256.15
	0217010000		2,090,736,733.00	1,572,635,476.85	518,101,256.15
0221000000			0.00	0.00	0.00
	0221010000		0.00	0.00	0.00
<b>Grand Total</b>			<b>20,169,675,559.00</b>	<b>18,182,750,083.50</b>	<b>1,986,925,475.50</b>

The Statement has been prepared, reviewed and approved by the following:

Prepared By: \_\_\_\_\_

Date: \_\_\_\_\_

Reviewed By: \_\_\_\_\_

Date: \_\_\_\_\_

Approved By: \_\_\_\_\_

Date: \_\_\_\_\_

BANK OF  
KENYA



CENTRAL  
BANK OF  
KENYA

Hillside Avenue  
P.O. Box 60000, Nairobi, Kenya  
Telephone: +254 20 414 1000

July 14, 2022

## CERTIFICATE OF BALANCES

Customer :  
Balance  
Date:

STATE DEPT FOR INFO  
131169 COMM TECH INNOV

30-Jun-22

Account No	Account Name	Currency	Balance
1000302348	REC-STATE DEPT FOR INFO COM TEC INN	KES	2,954,153.40
1000302364	DEV-STATE DEPT FOR INFO COM TEC INN	KES	103,769,410.35
1000302388	DEP-STATE DEPT FOR INFO COM TEC INN	KES	177,807,906.35
1000302399	CBK165-STATE DEPT INFO COM TEC INN	KES	0.00

  
Sophie Langat (Mrs)  
Authorised Signatory  
Banking Services Division

  
Joyce Nasieku  
Authorised Signatory  
Banking Services Division

A-in-A Expenditure return FY 2021/22 (as at 30th June, 2022)

Name of the SAGA	Receipts (Kshs)		Total	Expenditure (Kshs)			Total Expenditure
	A-I-A	Transfers (Current)		Compensation to Employee	Use of goods and services	Other Expenses	
2. Konza Technopolis Development Authority	61,000,000.00	-	61,000,000	-	20,984,628	40,000,000.00	60,984,628.00
Total	61,000,000.00	-	61,000,000.00	-	20,984,628.00	40,000,000.00	60,984,628.00

Sarah Baraza

*(Signature)*  
20.07.22



ICT Authority  
Telposita Towers 12<sup>th</sup> Floor, Kenyatta Ave  
PO Box 27150 - 00100 Nairobi Kenya  
Tel: +254 20 2089061/ 2211960 Fax: +254 20 2211960  
[www.ict.go.ke](http://www.ict.go.ke)  
[info@ict.go.ke](mailto:info@ict.go.ke)



ICTA/FIN/19-07/2022

19<sup>th</sup> July 2022

Principal Secretary,  
Ministry of ICT, Innovation and Youth Affairs  
State Department of ICT and Innovation  
Nairobi

Attn: Anthony Njenga

RE: RETURNS FOR APPROPRIATION-IN-AID (AIA) FOR THE FINANCIAL YEAR 2021/2022


Reference is made to your letter ref.No.MIYA/SDICT/ACCT/187/18/1 dated July 18<sup>th</sup>, 2022 requesting submission of returns for Appropriation in Aid (AIA) for the Financial year ended June 30<sup>th</sup> 2022.

The ICT authority collected AIA, net of Value added tax, amounting to Kshs. 171,002,792.01 during the year under consideration as detailed below.

Confirmation for AIA collected by ICT authority as at June 30, 2022		
Financial Year	Gross	Net
2021/2022	198,363,238.73	171,002,792.01

Yours

  
Kipronoh Ronoh  
Ag. Chief Executive Officer



**MINISTRY OF ICT, INNOVATION AND YOUTH AFFAIRS  
STATE DEPARTMENT FOR ICT AND INNOVATION**

Telephone Nairobi 4920000/100  
Telegrams: "Telposta", Nairobi  
Fax: 315147  
When replying please quote  
Ref. No. MIIYA/SDICT/SAGAS/7/13/2

Telposta Towers  
P.O. Box 30025  
NAIROBI  
KENYA  
13<sup>th</sup> July, 2022

**CHIEF EXECUTIVE OFFICER**  
ICT Authority  
NAIROBI

*Handwritten notes:*  
DA/Fin  
Verify and follow up on the expenses not received  
25.7.22

**RE: CONFIRMATION OF FUNDS DISBURSED TO SAGAS FOR FINANCIAL YEAR 2021-2022**

The State Department for ICT & Innovation wishes to confirm the amounts disbursed to you as at 30<sup>th</sup> June, 2022 as indicated in the table below. Please compare the amounts disbursed to you with the amounts you received and populate them in column E in the table below. Then please sign and stamp this request in the space provided and return it to us.

Confirmation of amounts received by ICT Authority as at 30 June, 2022.							
Reference Number	Date Disbursed	Recurrent (Kshs) (A)	Development (Kshs) (B)	Inter-Ministerial (Kshs) (C)	Total (Kshs) D=(A+B+C)	Amount Received by ICT Authority as at 30 June, 2022 (Kshs) (E)	Differences (Kshs) F=D-E
FT21250ZSYQO	7-Sep-21	32,408,333.30			32,408,333.30	32,408,333.30	—
FT21250GKP6B	7-Sep-21	32,408,333.30			32,408,333.30	32,408,333.30	—
FT21305RS7DF	1-Nov-21	32,408,333.30			32,408,333.30	32,408,333.30	—
FT22006Y62VH	6-Jan-22	32,408,333.30			32,408,333.30	32,408,333.30	—
FT22138QSPBK	18-May-22	32,408,333.30			32,408,333.30	32,408,333.30	—
FT22138D3CT8	18-May-22	32,408,333.30			32,408,333.30	32,408,333.30	—

*Handwritten notes:*  
DA/IAU  
Pls deal  
18/07/2022.

FT22138H1ZT Z	18-May-22	32,408,333.30			32,408,333.30	32 408 333 30	—
FT22138PDTQ 5	18-May-22	168,000,000.00			168,000,000.00	168,000,000.00	—
FT22140QFM PO	20-May-22	32,408,333.30			32,408,333.30	32 408 333 30	—
FT22140XS74S	20-May-22	32,408,333.30			32,408,333.30	32 408 333 30	—
FT22151NQ3V M	31-May-22	32,408,333.30			32,408,333.30	32 408 333 30	—
FT22179KYKX 2	28-Jun-22	32,408,333.30			32,408,333.30	32 408 333 30	—
FT22179H4Z6 T	28-Jun-22	32,408,333.30			32,408,333.30	32 408 333 30	—
FT2127719VL 6	4-Oct-21		82,218,918.75		82,218,918.75		
FT21305SSTH 5	1-Nov-21		173,250,000.00		173,250,000.00	173 250 000 00	—
FT21354ZKLG C	20-Dec-21		37,500,000.00		37,500,000.00	37 500 000 00	—
FT220258BWS D8	25-Jan-22		37,500,000.00		37,500,000.00	37 500 000 00	—
FT220279BBZ W	27-Jan-22		350,375,253.15		350,375,253.15	350 375 253 15	—
FT220949SLFX	4-Apr-22		173,250,000.00		173,250,000.00	173 250 000 00	—
<b>Total</b>		<b>556,899,999.60</b>	<b>854,094,171.90</b>	<b>0.00</b>	<b>1,410,994,171.50</b>	<b>1 410 994 171 50</b>	<b>—</b>

I confirm that the amounts shown above are correct as of the date indicated

Head of Accounts Department

Name.....

*Pyeke Omer*

Signature.....



Date.....

*10/17/22*



**MARGARET KARIUKI  
FOR: PRINCIPAL SECRETARY**

**Copy to: Director General Accounting Services and Quality Assurance  
National Treasury**

18 JUL 2022

CEO'S OFFICE

THA  
CM/CS  
18/7/2022

REPUBLIC OF KENYA



MINISTRY OF ICT, INNOVATION AND YOUTH AFFAIRS  
STATE DEPARTMENT FOR ICT AND INNOVATION

Telephone Nairobi 4920000/100  
Telegrams: "Telposta", Nairobi  
Fax: 315147  
When replying please quote  
Ref. No. MIIYA/SDICT/SAGAS/7/13/1

Telposta Towers  
P.O. Box 30025  
NAIROBI  
KENYA  
13<sup>th</sup> July, 2022

CHIEF EXECUTIVE OFFICER  
KONZA TECHNOPOLIS DEVELOPMENT AUTHORITY  
NAIROBI

RE: CONFIRMATION OF FUNDS DISBURSED TO SAGAS FOR FINANCIAL  
YEAR 2021-2022

The State Department for ICT & Innovation wishes to confirm the amounts disbursed to you as at 30<sup>th</sup> June, 2022 as indicated in the table below. Please compare the amounts disbursed to you with the amounts you received and populate them in column E in the table below. Then please sign and stamp this request in the space provided and return it to us.

Confirmation of amounts received by Konza Technopolis Development Authority as at 30 June, 2022							
Reference Number	Date Disbursed	Recurrent (Kshs) (A)	Development (Kshs) (B)	Inter-Ministerial (Kshs) (C)	Total (Kshs) D=(A+B+C)	Amount Received by Konza Technopolis Development Authority as at 30 June, 2022 (Kshs) (E)	Differences (Kshs) F=D-E
FT21250WVJJP	7-Sep-21	36,591,666.60			36,591,666.60	36,591,666.60	-
FT21250C9WC					36,591,666.60		
1	7-Sep-21	36,591,666.60				36,591,666.60	-
FT21260NF88Z	17-Sep-21	36,591,666.60			36,591,666.60	36,591,666.60	-
FT22006309R7	6-Jan-22	36,591,666.60			36,591,666.60	36,591,666.60	-
FT22007LRD61	7-Jan-22	36,591,666.60			36,591,666.60	36,591,666.60	-
FT22047D02FL	16-Feb-22	36,591,666.60			36,591,666.60	36,591,666.60	-
FT22118QKHY					36,591,666.60		
K	28-Apr-22	36,591,666.60				36,591,666.60	-
FT22138WXHN					36,591,666.60		
2	18-May-22	36,591,666.60				36,591,666.60	-

FT22138NY3BH	18-May-22	36,591,666.60			36,591,666.60	36,591,666.60	-
FT22174D3VD6	23-Jun-22	36,591,666.60			36,591,666.60	36,591,666.60	-
FT22174X375L	23-Jun-22	36,591,666.80			36,591,666.80	36,591,666.80	-
FT22174DP85R	23-Jun-22	36,591,666.60			36,591,666.60	36,591,666.60	-
FT22179QCYS M	28-Jun-22	50,000,000.00			50,000,000.00	50,000,000.00	-
FT21305TFKT3	1-Nov-21		50,000,000.00		50,000,000.00	50,000,000.00	-
FT21305TS2Z4	1-Nov-21		193,800,000.00		193,800,000.00	193,800,000.00	-
FT21321CR239	17-Nov-21		193,800,000.00		193,800,000.00	193,800,000.00	-
FT22025RRZP4	25-Jan-22		50,000,000.00		50,000,000.00	50,000,000.00	-
<b>Total</b>		<b>489,099,999.40</b>	<b>487,600,000.00</b>	<b>0.00</b>	<b>976,699,999.40</b>	<b>976,699,999.40</b>	<b>-</b>

I confirm that the amounts shown above are correct as of the date indicated

Head of Accounts Department

Name Sarah Bawa

Signature [Handwritten Signature]

Date 20.1.2022



[Handwritten Signature]

**MARGARET KARIUKI  
FOR: PRINCIPAL SECRETARY**

Copy to: Director General Accounting Services and Quality Assurance  
National Treasury

19 JUL 2022

REPUBLIC OF KENYA



MINISTRY OF ICT, INNOVATION AND YOUTH AFFAIRS  
STATE DEPARTMENT FOR ICT AND INNOVATION

Telephone Nairobi 4920000/100  
Telegrams: "Telposta", Nairobi  
Fax: 315147  
When replying please quote  
Ref. No. MIIYA/SDICT/SAGAS/7/13/3

Telposta Towers  
P.O. Box 30025  
NAIROBI  
KENYA  
13<sup>th</sup> July, 2022

CHIEF EXECUTIVE OFFICER  
OFFICE OF THE DATA PROTECTION COMMISSIONER  
NAIROBI

RE: CONFIRMATION OF FUNDS DISBURSED TO SAGAS FOR FINANCIAL  
YEAR 2021-2022

The State Department for ICT & Innovation wishes to confirm the amounts disbursed to you as at 30<sup>th</sup> June, 2022 as indicated in the table below. Please compare the amounts disbursed to you with the amounts you received and populate them in column E in the table below. Then please sign and stamp this request in the space provided and return it to us.

Confirmation of amounts received by Office of The Data Protection Commissioner as at 30 June, 2022.							
Reference Number	Date Disbursed	Recurrent (Kshs) (A)	Development (Kshs) (B)	Inter-Ministerial (Kshs) (C)	Total (Kshs) D=(A+B+C)	Amount Received by Office of The Data Protection Commissioner as at 30 June, 2022 (Kshs) (E)	Differences (Kshs) F=D-E
FT21250CSY75	7-Sep-21	20,833,333.00			20,833,333.00	20,833,333	—
FT21250JVHPN	7-Sep-21	20,833,333.00			20,833,333.00	20,833,333	—
FT21260SZF51	17-Sep-21	20,833,334.00			20,833,334.00	20,833,334	—
FT21321NQFKR	17-Nov-21	20,833,333.00			20,833,333.00	20,833,333	—
FT22006KMT4Y	6-Jan-22	20,833,333.00			20,833,333.00	20,833,333	—
FT220257JN2F	25-Jan-22	20,833,334.00			20,833,334.00	20,833,334	—
FT221189XB5Z	28-Apr-22	20,833,333.00			20,833,333.00	20,833,333	—
FT221388X0B9	18-May-22	20,833,333.00			20,833,333.00	20,833,333	—
FT22138NT1F2	18-May-22	20,833,334.00			20,833,334.00	20,833,334	—

PFO  
Kindly deal  
19/7/22  
TC

FT22174KGZ58	23-Jun-22	20,833,333.00			20,833,333.00	20,833,333
FT22174Z7V3F	23-Jun-22	20,833,333.00			20,833,333.00	20,833,333
FT221749QXN 2	23-Jun-22	20,833,334.00			20,833,334.00	20,833,334
<b>Total</b>		<b>250,000,000.00</b>	<b>0.00</b>	<b>0.00</b>	<b>250,000,000.00</b>	<b>250,000,000</b>

I confirm that the amounts shown above, are correct as of the date indicated

Head of Accounts Department

Name.....

*Margaret Kariuki*

Signature.....

*[Handwritten Signature]*

Date.....

*19/7/22*

FOR DATA PROTECTION COMMISSIONER  
P.O. Box 30920-Nairobi  
NAIROBI

*[Handwritten Signature]*  
**MARGARET KARIUKI**  
**FOR: PRINCIPAL SECRETARY**

**Copy to:** Director General Accounting Services and Quality Assurance  
National Treasury

MINISTRY OF ICT AND YOUTH AFFAIRS  
STATE DEPARTMENT FOR ICT & INNOVATION  
STANDARD ASSET REGISTER 2021/2022

S/No	Asset Description	Financed by/ source of funds	Serial number /Number plate	Tag number	Make & Model	Date of Delivery / installation	PV number /Invoice no	Original Location	Current Location	Replace ment Date (if applicabl e)	Purchase amount
1	UPS	EXCHEQUER	S9s2113a35084		APC	21/10/2021	737	SDICT	MOICT		84,504.61
2	UPS	EXCHEQUER	S9s2113a35277		APC	21/10/2021	737	SDICT	MOICT		84,504.61
3	UPS	EXCHEQUER	S9s2113a35081		APC	21/10/2021	737	SDICT	MOICT		84,504.61
4	UPS	EXCHEQUER	S9s2113a35082		APC	21/10/2021	737	SDICT	MOICT		84,504.61
5	UPS	EXCHEQUER	S9s2113a35150		APC	21/10/2021	737	SDICT	MOICT		84,504.61
6	UPS	EXCHEQUER	S9s2113a35185		APC	21/10/2021	737	SDICT	MOICT		84,504.61
7	SUPPLY, INSTALLATION AND COMMISSIONING OF NETWORK INFRASTRUCTURE AT BUSIA COUNTY HOSPITAL	EXCHEQUER				28/04/2022	2299		BUSIA COUNTY HOSPITAL		8,235,524.00
8	SUPPLY INSTALLATION OF NETWORK INFRASTRUCTURE AT MBAGATHI	EXCHEQUER				29/05/2022	2608		MBAGATHI DISTRICT HOSPITAL		10,721,147.00
9	CISCO WEBEX SUBSCRIPTION	EXCHEQUER				18/05/2022	2310	SDICT			8,420,436.00
10	SUPPLY INSTALLATION OF NETWORK INFRASTRUCTURE AT MBAGATHI	EXCHEQUER				29/05/2022	2609		MBAGATHI DISTRICT HOSPITAL		8,576,917.00
11	SUPPLY, INSTALLATION, TESTING AND COMMISSIONING OF NETWORK INFRASTRUCTURE AT SIAYA	EXCHEQUER				18/05/2022	2509		SIAYA COUNTY REFERRAL HOSPITAL		8,755,270.00
12	Milestone one (40%) payment for Supply, installation, Testing and Commissioning of Network Infrastructure at Murang'a County Hospital	EXCHEQUER				21/04/2022	2274		MURANGA COUNTY HOSPITAL		7,114,287.00
21	1ST MILESTONE (40%) FOR SUPPLY, INSTALLATION, TESTING AND COMMISSIONING OF NETWORK INFRASTRUCTURE AT KERICHO DISTRICT LEVEL 4 COUNTY HOSPITAL	EXCHEQUER				28/04/2022	2298		KERICHO DISTRICT LEVEL 4 COUNTY HOSPITAL		7,360,378.45

22	SUPPLY, INSTALLATION AND COMMISSIONING OF CATEGORY 16A STRUCTURED CABLING AT BARINGO COUNTY REFERRAL HOSPITAL	EXCHEQUER				16/11/2021	2189	BARINGO COUNTY REFERRAL HOSPITAL	10,328,461.85
23	SUPPLY, INSTALLATION AND COMMISSIONING OF NOFBI EXTENSION TO AFRICITIES CONFERENCE FACILITY - MILESTONE 1	EXCHEQUER				16/05/2022	2564	KISUMU	3,453,388.00
24	2ND MILESTONE FOR SUPPLY, INSTALLATION, TESTING AND COMMISSIONING OF NETWORK INFRASTRUCTURE AT ITEN COUNTY HOSPITAL	EXCHEQUER				19/05/2022	2489	ITEN COUNTY HOSPITAL	9,639,115.00
25	MILESTONE 1(40%) FOR SUPPLY DELIVERY, INSTALLATION AND MAINTENANCE OF NETWORK INFRASTRUCTURE AT EMBU PGH LEVEL IV HOSPITAL	EXCHEQUER				27/05/2022	2583	EMBU PGH LEVEL IV HOSPITAL	8,338,269.20
26	NORTON ANTIVIRUS LICENCES (CONTRACT MOICT/SDICT/049/2020-2021)	EXCHEQUER				17/03/2022	2094	SDICT MOICT	576,000.00
27	40% SUPPLY, INSTALLATION AND COMMISSIONING OF NETWORK INFRASTRUCTURE AT KISUMU SUBCOUNTY HOSPITAL	EXCHEQUER				30/05/2022	2510	KISUMU SUBCOUNTY HOSPITAL	7,036,296.00
28	40% SUPPLY DELIVERY AND INSTALLATION OF NETWORK INFRASTRUCTURE AT LONGISA	EXCHEQUER				05/12/2022	2417	LONGISA COUNTY HOSPITAL	6,867,379.00
29	1ST Milestone for Supply, installation, testing and commissioning of Network	EXCHEQUER				29/03/2022	2278	NAROK COUNTY REFERRAL HOSPITAL	6,215,900.00
30	Milestone 1 (40%) Supply, Installation, Testing and Commissioning of Network Infrastructure at Lamu County Hospital	EXCHEQUER				20/04/2022	2297	LAMU COUNTY HOSPITAL	4,169,276.00
31	2ND MILESTONE FOR SUPPLY, INSTALLATION, TESTING AND COMMISSIONING OF NETWORK INFRASTRUCTURE AT LAMU	EXCHEQUER				27/05/2022	2542	LAMU COUNTY HOSPITAL	5,211,595.00

32	2ND MILESTONE FOR SUPPLY, INSTALLATION, TESTING AND COMMISSIONING OF NETWORK INFRASTRUCTURE AT BUSIA COUNTY HOSPITAL	EXCHEQUER			27/05/2022	2498		BUSIA COUNTY HOSPITAL	10,294,405.00
33	40% SUPPLY, INSTALLATION, TESTING AND COMMISSIONING OF NETWORK INFRASTRUCTURE AT KIAMBU LEVEL 4 HOSPITAL	EXCHEQUER			24/03/2022	2224		KIAMBU LEVEL 4 HOSPITAL	6,197,612.00
34	2ND MILESTONE FOR SUPPLY, INSTALLATION, TESTING AND COMMISSIONING OF NETWORK INFRASTRUCTURE AT NAROK COUNTY HOSPITAL	EXCHEQUER			19/05/2022	2488		NAROK COUNTY HOSPITAL	7,771,125.00
35	SUPPLY, INSTALLATION AND COMMISSIONING OF NETWORK INFRASTRUCTURE AT KITUI LEVEL IV HOSPITAL - MILESTONE 1	EXCHEQUER			31/05/2022	2670		KITUI LEVEL IV HOSPITAL	8,381,321.00
36	50% SUPPLY DELIVERY AND INSTALLATION OF NETWORK INFRASTRUCTURE AT LONGISA COUNTY HOSPITAL	EXCHEQUER			18/05/2022	2505		LONGISA COUNTY HOSPITAL	8,584,224.00
37	SUPPLY, INSTALLATION, TESTING AND COMMISSIONING OF NETWORK INFRASTRUCTURE AT KITUI LEVEL IV COUNTY HOSPITAL FOR MILESTONE 2	EXCHEQUER			06/10/2022	2669		KITUI LEVEL IV HOSPITAL	10,476,652.00
38	1ST MILESTONE FOR SUPPLY, INSTALLATION AND COMMISSIONING OF NETWORK	EXCHEQUER			05/06/2022	2312		ITEN HOSPITAL	7,711,292.00
39	Milestone 2 (50%) for the Supply, installation and Commissioning of Network Infrastructure at Murang'a Hospital	EXCHEQUER			26/05/2022	2499		MURANG'A HOSPITAL	8,892,859.00
40	50% SUPPLY, INSTALLATION AND COMMISSIONING OF NETWORK INFRASTRUCTURE AT MERU LEVEL V HOSPITAL	EXCHEQUER			27/05/2022	2511		MERU LEVEL V HOSPITAL	9,865,785.00
41	50% SUPPLY, DELIVERY AND INSTALLATION OF NETWORK INFRASTRUCTURE AT KIAMBU LEVEL 4 COUNTY HOSPITAL	EXCHEQUER			25/05/2022	2487		KIAMBU LEVEL 4 COUNTY HOSPITAL	7,747,016.00

42	40% (1ST MILESTONE) SUPPLY, INSTALLATION, TESTING AND COMMISSIONING OF NETWORK INFRASTRUCTURE AT MERU LEVEL V HOSPITAL	EXCHEQUER				27/05/2022	2508		MERU LEVEL V HOSPITAL	7,892,628.00
43	50% SUPPLY, DELIVERY AND INSTALLATION OF NETWORK INFRASTRUCTURE AT KERICHO COUNTY HOSPITAL	EXCHEQUER				20/05/2022	2500		KERICHO COUNTY HOSPITAL	9,200,473.00
44	LAPTOP	EXCHEQUER	CC202841M74J2 XFAH	Mac Book Pro		28/06/2022	2756 SDICT		MOICT	474,000.00
45	LAPTOP	EXCHEQUER	CC202320K1UJ2 XFAZ	Mac Book Pro		28/06/2022	2756 SDICT		MOICT	474,000.00
46	LAPTOP	EXCHEQUER	CC202320NQD12 XFAA	Mac Book Pro		28/06/2022	2756 SDICT		MOICT	474,000.00
47	SUPPLY, INSTALLATION AND COMMISSIONING OF NETWORK INFRASTRUCTURE AT SIAYA HOSPITAL	EXCHEQUER				24/02/2022	1916		SIAYA COUNTY HOSPITAL	7,004,216.00
48	70% SUPPLY, INSTALLATION AND COMMISSIONING OF CATEGORY 6A STRUCTURED CABLING AT ISIOLO COUNTY REFERRAL HOSPITAL	EXCHEQUER				24/11/2021	2192		ISIOLO COUNTY REFERRAL HOSPITAL	7,468,982.50
49	MIKA FRIDGE & UTENSILS	EXCHEQUER				17/12/2021	1453 SDICT		MOICT	60,000.00

50	<p>Accessory products for 290 equipment rooms (Air conditioner, Repair works for wall, Floor, ceiling, door, cable ladder and eart busbar). Engineering services for transmission network. Engineering services for network management system. Engineering services for power management system. Engineering service for hubrid Grid power and Environmental facilities.</p>	Borrowing	SDICT	1113	13/12/2020	<p>Mogotio Dcc, Baringo North Dcc, Koibatek Dcc, Eldama Ravine hospital, Bomet East Dcc, Konoin Dcc, Chepalungu Dcc, Sotik Dcc, Bomet university, Tongaren Dcc, Bungoma central Dcc, Bungoma West Dcc, Cheptais Dcc, Bungoma East Dcc, Webuye West Dcc, Bumula Dcc, Kimillil Dcc, Mount Elgon Dcc, Bungoma North Dcc, Cheptais hospital, Bunyala Dcc, Samia Dcc, Teso North Dcc, Nambale Dcc, Teso south Dcc, Butula Dcc, Marakwet West Dcc, Keiyo south Dcc, Marakwet East, Runyenjes Dcc, Manyatta Dcc, Siakago Dcc, Manyatta Kigari teachers college, Mavuria NG-CDF Kiritiri, Kiritiri Dcc, Embu hospital, Dadaab Dcc, Ijara Dcc, Rangwe Dcc, Rachuonyo North, Rachuonyo South Dcc, Rachuonyo east Dcc, Ndiwa New Dcc, New mbita Dcc, Police County/Div Hq, Garbatula Dcc, Isinya Dcc, Ngong Dcc, Kakamega north Dcc, Matete Dcc, Lugari Dcc, Likuyani Dcc, Matungu Dcc, Mumias Dcc, Kakamega east Dcc, Butara Dcc, Khwisero Dcc</p>	31,113,578.00
----	--	-----------	-------	------	------------	--	---------------

<p>ENGINEERING SERVICE - Accessory Products for 290 Equipment Rooms (ODF and Cabinet), Hybrid Grid Power &amp; Environmental facilities, air conditioners, ceiling, doors, cable ladder, earth busbar, NOFBI Backbone (2000km) &amp; Access Metro Expansion (500km), Transmission network, Network management System, Power management System.</p>	<p>Borrowing</p>			<p>28/12/2020</p>	<p>2029</p>	<p>Kapsuya DCC, Kinyenjes DCC, Manyatta DCC, Siakago DCC, Kathwana DCC, Kiritiri DCC, Thika East DCC, Kamwangi DCC, Gatundu DCC, Lari, Baricho DCC, Gichugu DCC, AHTI Ndomba DCC, Manyanza DCC, Kandongu, Kangema DCC, Muthesya Education, Kandara DCC, Mathira west DCC, Mukurweini DCC, Kiganjo Police College, Kiieni East (NAROMORU) DCC, Ruiru DCC, Limuru DCC, Kabete DCC, Kikuyu DCC, Mwala DCC, Masinga DCC, Kathiani DCC, KITHIMANI DCC, MATUNGULU DCC, KANGUNDO DCC, Embu Hospital, Jjara (Msalani) DCC, Rachuonyo East (Kadongo) DCC, Garbatula DCC, Chonyi DCC, Kaloleni DCC, Magarini DCC, Malindi DCC, Mander DCC, Kisauni DCC, Lamu West (Mpeketoni) DCC, Samburu East (Wamba), Taveta DCC, Maralal N.D. MA, Kitale Procurement, Turkana South (Lokichar) DCC, Baringo Sub County Hospital, Masii ACC I, Nyamache DCC, Kenya DCC, Nzatike DCC, Thurdibura</p>	<p>128,745,840.00</p>
<p>51</p>							

52	Optical fibre route, Transmission equipment, Accessory products And Hybrid Grid power and environmental facilities.	Borrowing							25/11/2021	2165	SDICT	Mirangine Dcc, Nyandarua north Dcc, Kiganjo police post, Kieni east Dcc, Kenya police provincial Hq, Mathira West Dcc, Wamagna Dcc, Othaya Dcc, Mukuru-ini Dcc, Mweiga Dcc, Karatina Dcc, Samburu west Cdf office, Samburu north Dcc, Samburu east Dcc, Maralal national drought management authority, county government new office, Communication authority, JKIA, Wilson, Police airwing, GPO, Mogotio Dcc, Eldama ravine hospital, Baringo north Dcc, Koibatek Dcc, Gilgil Dcc, Nakuru west Dcc, Nakuru north Dcc, Marakwet east Dcc, Moiben Dcc, Keiyo south Dcc, Eldoret prisons, Kapsaret Dcc, Ainabkoi Dcc, Kipkomo Dcc, Turkana south Dcc, Kainuk Police station, Trans nzoia Dcc, Endeless Dcc, Kiminini Dcc, Nandi south Dcc, Kitale procurement, Tinderet Dcc, Nandi east Nandi hill hospital, Tongaren Dcc, Bungoma central Dcc, Cheptais Dcc, Bungoma east Dcc, Bungoma west Dcc, webuye west Dcc, Kimilili Dcc, Bomet east Dcc, Bomet university, Sotik Dcc	277,001,411.00
53	10 Video Conferencing (End points) Boardrooms Type 2-LOT 2	EXCHEQUER							20/05/2022		SDICT	SDICT	13,883,400.00
54	MILESTONE 2 50% FOR THE SUPPLY , INSTALLATION AND COMMISSIONING OF NETWORK INFRASTRUCTURE AT MANDERA	EXCHEQUER							30/6/2022		SDICT	MANDERA HOSPITAL	10,306,685.70
55	KPLC CONNECTIVITY TO KONZA DATA CENTRE AND TEAMS LANDING STATION IN MOMBASA- FOR THE PERIOD 1ST JULY, 2021-30TH SEPTEMBER,2021	EXCHEQUER							30/06/2022	1578	SDICT	KONZA DATA CENTRE	10,865,212.55
56	KPLC CONNECTIVITY TO KONZA DATA CENTRE AND TEAMS LANDING STATION IN MOMBASA- FOR THE PERIOD 1ST APRIL-30TH JUNE 2021	EXCHEQUER							30/06/2022	1139	SDICT	KONZA DATA CENTRE	11,156,924.05

57	SUPPLY, INSTALLATION AND COMMISSIONING OF NETWORK INFRASTRUCTURE AT SIAYA HOSPITAL	EXCHEQUER				2302	SDICT	SIAYA COUNTY REFERRAL HOSPITAL		7,004,216.00
58	10% SUPPLY, INSTALLATION & COMMISSIONING OF CATEGORY 6A STRUCTURED CABLING NETWORK	EXCHEQUER				1640	SDICT	KISII TEACHING & REFERRAL HOSPITAL		1,219,034.15
59	National Optic Fibre Backbone Infrastructure	EXCHEQUER			30.6.20222		SDICT	Across the country		436,860,829.00
Total										912,566,324.00