

REPUBLIC OF KENYA



OFFICE OF THE AUDITOR-GENERAL

Enhancing Accountability

REPORT

OF

THE AUDITOR-GENERAL

ON

**MWEA IRRIGATION DEVELOPMENT
PROJECT (JICA LOAN NO.KE-P27)**

**FOR THE YEAR ENDED
30 JUNE, 2019**

NATIONAL IRRIGATION BOARD



PARLIAMENT
OF KENYA
LIBRARY

REPUBLIC OF KENYA



OFFICE OF THE AUDITOR-GENERAL

REPORT

OF

THE AUDITOR-GENERAL

ON

**THE FINANCIAL STATEMENTS OF
NATIONAL IRRIGATION BOARD**

**FOR THE YEAR ENDED
30 JUNE 2015**

REPUBLIC OF KENYA



OFFICE OF THE AUDITOR-GENERAL

REPORT

OF

THE AUDITOR-GENERAL

ON

THE FINANCIAL STATEMENTS OF
NATIONAL IRRIGATION BOARD

FOR THE YEAR ENDED
30 JUNE 2015



MWEA IRRIGATION DEVELOPMENT PROJECT

PROJECT CREDIT NUMBER KE-P27

ANNUAL REPORT AND FINANCIAL STATEMENTS

**FOR THE FINANCIAL YEAR ENDED
30 JUNE 2019**

**Prepared in accordance with the Cash Basis of Accounting Method under the International
Public Sector Accounting Standards (IPSAS)**

TABLE OF CONTENTS	PAGE
1. PROJECT INFORMATION AND OVERALL PERFORMANCE	ii
2. STATEMENT OF PROJECT MANAGEMENT RESPONSIBILITIES	vii
3. REPORT OF THE INDEPENDENT AUDITORS ON THE MWEA IRRIGATION DEVELOPMENT PROJECT	ix
4. STATEMENT OF RECEIPTS AND PAYMENTS FOR THE YEAR ENDED 30 JUNE 2019	1
5. STATEMENT OF FINANCIAL ASSETS AS AT 30 JUNE 2019	2
6. STATEMENT OF CASHFLOW FOR THE YEAR ENDED 30 JUNE 2019	3
7. STATEMENT OF COMPARATIVE BUDGET AND ACTUAL AMOUNTS FOR THE YEAR ENDED 30 JUNE 2019	4
8. NOTES TO THE FINANCIAL STATEMENTS	5
9. OTHER IMPORTANT DISCLOSURES	27
10. PROGRESS ON FOLLOW UP OF AUDITOR RECOMMENDATIONS	28

*Mwea Irrigation Development Project
Reports and Financial Statements
For the financial year ended 30 June 2019*

1. PROJECT INFORMATION AND OVERALL PERFORMANCE

1.1 Name and registered office

Name: The project's official name is Mwea Irrigation Development Project

Objective: The key objective of the project is to increase the productivity of rice and other crops by improvement of irrigation facilities and strengthening of the operations and maintenance framework in Mwea Irrigation Settlement (MIS) scheme, thereby contributing to raising the farmers' livelihood in MIS scheme area and food security in Kenya

Address: The project headquarters offices are Nairobi city), Nairobi County, Kenya.

The address of its registered office is:

National Irrigation Board
P.O Box 30372-00100
Nairobi

The project also has offices/branches as follows:

Mwea Site offices

Contacts: The following are the project contacts

Telephone: (254) -20-2711380/2711468
E-mail: enquiries@nib.or.ke
Website: www.nib.or.ke

1.2 Project Information

Project Start Date:	13 th December 2010
Project End Date:	13 th December 2023
Project Manager:	Eng. Stephen Mutinda
Project Sponsor:	The project sponsor is JICA/GoK

1.3 Project Overview

Line Ministry/State Department of the project	The project is under the supervision of the Ministry of Water & Sanitation and Irrigation.
Project number	KE-P27

***Mwea Irrigation Development Project
Reports and Financial Statements
For the financial year ended 30 June 2019***

Strategic goals of the project	The strategic goals of the project are as follows: (i) Increase rice production in MIS Scheme thus increasing food sufficiency in Kenya (ii) Increase the area under rice production in MIS Scheme.
(i) Achievement of strategic goals	(ii) The project management aims to achieve the goals through the following means: (iii) Construction of Thiba dam and its appurtenant structures (iv) Expansion of irrigation area.
Other important background information of the project	The project has 3 major components i) Construction of Thiba dam being implemented by Strabag International GmbH ii) Construction of irrigation and drainage facilities being implemented by Sogea satom iii) Consultancy services for Engineering services for Mwea Irrigation Development Project
Current situation that the project was formed to intervene	The project was formed to intervene in the following areas: (i) Construction works are ongoing and the situation would change after completion
Project duration	The project started on 13 st December 2010 and is expected to run until 13th December 2023

1.4 Bankers

The following are the bankers for the current year:

- (i) NCBA

1.5 Auditors

The project is audited by Office of the Auditor General

1.6 Roles and Responsibilities

List the different people who will be working on the project. This list would include the project manager and all the key stakeholders who will be involved with the project. Also, record their role, their positions, and their contact information.

**Mwea Irrigation Development Project
Reports and Financial Statements
For the financial year ended 30 June 2019**

Names	Title designation	Key qualification	Responsibilities
Gitonga Mugambi	General Manager	Over 20 years in development and management of irrigation schemes	Overall coordination of the project
Eng. Raphael Ogendo	Deputy General Manager (Infrastructure & Irrigation development services)	Over 30years experience in the development of Irrigation infrastructure	Coordination of Engineering matters on the project
Eng. Stephen Mutinda	Project Manager	Over 10 Year's experience in dams and irrigation infrastructure construction	Coordinating all technical matters of the project
Mr. Tirus Kabuthia	Project Accountant	Over 20 year's in Financial management	Advising on project financial aspects.
M/s Grace Ndungu	Environmentalist	Over 7 years in handling of project environmental matters	Ensuring protection of the environment
M/s Patricia Siele	Procurement officer	Over 7 Years experience on procurement maatters	Advising on procurement matters on the Project
Yuji Yunoki	Team leader-Consultant	Over 35 years' experience on irrigation and dam construction	Responsible for dam to dam implementation of the Project
Keiji Tamura	Construction Engineer (Irr. & Drain.)	Over 20 years' experience in the construction of Irrigation and drainage facilities	Supervision of construction works for the irrigation and drainage facilities
Dorothy Kawira	M& E Officer	Over 15 years in project monitoring	Responsible for project monitoring and evaluation

**Mwea Irrigation Development Project
Reports and Financial Statements
For the financial year ended 30 June 2019**

1.7 Funding summary

The Project is for duration of Thirteen years from 2010 to 2023 with an approved budget of JPY 18,631,000,000 (use donor currency) equivalent to KShs 15,397,520,660 as highlighted in the table below:

Below is the funding summary:

Source of funds	Donor Commitment-		Amount received to date (30-06-2019)		Undrawn balance to date (30-06-2019)	
	Donor currency JPY (Million)	KShs (Million)	Donor currency	KShs (Million)	Donor currency (Million Yen)	KShs Million
	(A)	(A')	(B)	(B')	(A)-(B)	(A')-(B')
(i) Loan						
JICA	13,178	10,890.9	5,309.1	4,387.7	7,868.9	6,503.2
(ii) Counterpart funds						
Government of Kenya	5,453	4,506.6	0	0	5,453	4,506.6
Total	18,631	15,397.5	5,309.1	4,387.7	13,411.9	11,009.8

*Mwea Irrigation Development Project
Reports and Financial Statements
For the financial year ended 30 June 2019*

1.8 Summary of Overall Project Performance:

- Budget performance against actual amounts for current year is 96 % and for cumulative to-date is 95 %.
- The physical progress is at 40%
- The absorption rate for each year since the commencement of the project has been at 100%.
- The major challenge has been the following:
 - (i) Inadequate Budget allocation by National Treasury

1.9 Summary of Project Compliance:

- N/A

2. STATEMENT OF PROJECT MANAGEMENT RESPONSIBILITIES

The *Chief Executive Officer* and the Project Manager for ***Mwea Irrigation Development Project*** are responsible for the preparation and presentation of the Project's financial statements, which give a true and fair view of the state of affairs of the Project for and as at the end of the financial year ended on June 30, 2019. This responsibility includes: (i) maintaining adequate financial management arrangement and ensuring that these continue to be effective throughout the reporting period; (ii) maintaining proper accounting records, which disclose with reasonable accuracy at any time the financial position of the Project; (iii) designing, implementing and maintaining internal controls relevant to the preparation and fair presentation of the financial statement, and ensuring that they are free from material misstatements, whether due to error or fraud; (iv) safeguarding the assets of the Project; (v) selecting and applying appropriate accounting policies; and (vi) making accounting estimates that are reasonable in the circumstances.


The *Chief Executive Officer* and the Project Manager for ***Mwea Irrigation Development Project*** accept responsibility for the Project's financial statements, which have been prepared on the Cash Basis Method of Financial Reporting, using appropriate accounting policies in accordance with International Public Sector Accounting Standards.

The *Chief Executive Officer* and the *Project Manager* for ***Mwea Irrigation Development Project*** are of the opinion that the Project's financial statements give a true and fair view of the state of Project's transactions during the financial year/period ended June 30, 2019, and of the Project's financial position as at that date. The Principal Secretary for Water & Sanitation and Irrigation. and the Project Manager for ***Mwea Irrigation Development Project*** further confirm the completeness of the accounting records maintained for the Project, which have been relied upon in the preparation of the Project financial statements as well as the adequacy of the systems of internal financial control.

The *Chief Executive Officer* and the *Project Manager* for ***Mwea Irrigation Development Project*** confirm that the Project has complied fully with applicable Government Regulations and the terms of external financing covenants, and that Project funds received during the financial year/period under audit were used for the eligible purposes for which they were intended and were properly accounted for.


Approval of the Project financial statements

The Project financial statements were approved by *The Chief Executive Officer* and the *Project Manager* for ***Mwea Irrigation Development Project*** on 30th June 2019 and signed by them.




Chief Executive Officer
Mr. Gitonga Mugambi

17/5/2021



Project Manager
Eng. Stephen Mutinda

17/05/2021



Project Accountant:
CPA. Tirus N. Kabuthia
ICPAK Member No. 15039

17/5/2021

*Mwea Irrigation Development Project
Reports and Financial Statements
For the financial year ended 30 June 2019*

REPUBLIC OF KENYA

Telephone: +254-(20) 3214000
E-mail: info@oagkenya.go.ke
Website: www.oagkenya.go.ke



Enhancing Accountability

HEADQUARTERS
Anniversary Towers
Monrovia Street
P.O. Box 30084-00100
NAIROBI

REPORT OF THE AUDITOR-GENERAL ON MWEA IRRIGATION DEVELOPMENT PROJECT (JICA LOAN NO.KE-P27) FOR THE YEAR ENDED 30 JUNE, 2019 – NATIONAL IRRIGATION BOARD

REPORT ON THE FINANCIAL STATEMENTS

Opinion

I have audited the accompanying financial statements of Mwea Irrigation Development Project set out on pages 1 to 27, which comprise of the statement of financial assets as at 30 June, 2019, statement of receipts and payments, statement of cash flows and statement of comparative budget and actual amounts for the year then ended, and a summary of significant accounting policies and other explanatory information in accordance with the provisions of Article 229 of the Constitution of Kenya and Section 35 of the Public Audit Act, 2015. I have obtained all the information and explanations which, to the best of my knowledge and belief, were necessary for the purpose of the audit.

In my opinion, the financial statements present fairly, in all material respects, the financial position of the Mwea Irrigation Development Project as at 30 June, 2019, and of its financial performance and its cash flows for the year then ended, in accordance with International Public Sector Accounting Standards (Cash Basis) and Loan Agreement No. KE-P27 signed on 16 August, 2010 between the Republic of Kenya and the Japan International Cooperation Agency (JICA) and the Public Finance Management Act, 2012.

Basis for Opinion

The audit was conducted in accordance with International Standards of Supreme Audit Institutions (ISSAIs). I am independent of the Mwea Irrigation Development Project Management in accordance with ISSAI 130 on Code of Ethics. I have fulfilled other ethical responsibilities in accordance with the ISSAI and in accordance with other ethical requirements applicable to performing audits of financial statements in Kenya. I believe that the audit evidence I have obtained is sufficient and appropriate to provide a basis for my opinion.

Emphasis of Matter

Comparative Balances

I draw attention to Note 8.2(j) to the financial statements. This is the first year for the Project to prepare separate financial statements and thus audited separately. The Project activities have previously been consolidated and audited as part of the financial

statements of National Irrigation Board (NIB). No significant issues were identified in respect of the prior years' expenditure directly related to the Project.

My opinion is not modified in respect of this matter.

Key Audit Matters

Key audit matters are those matters that, in my professional judgment, are of most significance in the audit of the financial statements. There were no key audit matters to report in the year under review.

REPORT ON LAWFULNESS AND EFFECTIVENESS IN USE OF PUBLIC RESOURCES

Conclusion

As required by Article 229(6) of the Constitution, based on the audit procedures performed, except for the matters described in the Basis for Conclusion on Lawfulness and Effectiveness in Use of Public Resources section of my report, I confirm that, nothing else has come to my attention to cause me to believe that public resources have not been applied lawfully and in an effective way.

Basis for Conclusion

1. Delays in Construction of Thiba Dam

1.1. Construction of Appurtenant Structures

The contract for construction of Thiba Dam was awarded to a company for a contract sum of Kshs.8,221,083,893.09. The project location is Kirinyaga County, Gichugu Constituency and involves construction of a dam with a capacity of 15.6 Million M³. The commencement date was 1 March, 2018 and completion date was set at 1 December, 2021. The contract involved the construction of appurtenant structures namely; diversion works, spillway works, intake works and sand trap dam.

By the close of the financial year, actual achievement was 25.01% against the expected achievement of 46%. Information available also indicates that the contractor suspended works on 30 September, 2019 due to delay in payment.

In the circumstances, the continued delay in Project implementations may affect the planned activities and service delivery to the public.

1.2. Construction of Canals and Roads

The contract for construction of Thiba Dam canals and roads was awarded to another company for a contract sum of Kshs.3,534,724,981.49 for a contract period of 38 months. The contract was signed on 26 August, 2016 with a commencement date of 9 June, 2017 and completion date of 9 August, 2020.

According to the technical bid documents, the contracted works entailed:

- (i) Construction of Link Canal II, irrigation canals, and drainage facilities including related structures;
- (ii) Construction of road network including connecting roads and their related structures;
- (iii) Improvement of the existing Link Canal I and Link Canal II;
- (iv) Construction of a bridge crossing Thiba River near existing Thiba Head works;
- (v) Supply and installation of gates for irrigation canals related structures; and
- (vi) Construction of a permanent engineers' office and houses.

However, actual achievement was 40% against the expected achievements of 62% as at 30 June, 2019. During site visit on 14 February, 2020 the contractor was not on site due to non-payment. The performance guarantee dated 07 July, 2016 for Kshs.36,258,416 was valid up to 30 November, 2020.

In the circumstances it is not possible to confirm whether the project will be completed within the contract period.

The audit was conducted in accordance with ISSAI 4000. The standard requires that I comply with ethical requirements and plan and perform the audit to obtain assurance about whether the activities, financial transactions and information reflected in the financial statements are in compliance, in all material respects, with the authorities that govern them. I believe that the audit evidence I have obtained is sufficient and appropriate to provide a basis for my conclusion.

REPORT ON EFFECTIVENESS OF INTERNAL CONTROLS, RISK MANAGEMENT AND GOVERNANCE

Conclusion

As required by Section 7(1)(a) of the Public Audit Act, 2015, based on the audit procedures performed, I confirm that, nothing has come to my attention to cause me to believe that internal controls, risk management and overall governance were not effective.

Basis for Conclusion

The audit was conducted in accordance with ISSAI 2315 and ISSAI 2330. The standards require that I plan and perform the audit to obtain assurance about whether effective processes and systems of internal control, risk management and overall governance were operating effectively, in all material respects. I believe that the audit evidence I have obtained is sufficient and appropriate to provide a basis for my conclusion.

REPORT ON OTHER LEGAL AND REGULATORY REQUIREMENTS

As required by Loan Agreement No. KE- P27 between the Japan International Corporation Agency (JICA) and the Republic of Kenya, except for the matters under Other Matter and the Basis for Conclusion on Lawfulness and Effectiveness in Use of Public Resources sections of my report, I report based on my audit that:

- i. I have obtained all the information and explanations which, to the best of my knowledge and belief, were necessary for the purpose of the audit;
- ii. In my opinion, adequate accounting records have been kept by the Project, so far as appears from the examination of those records; and
- iii. The Project's financial statements are in agreement with the accounting records and returns.

Responsibilities of Management and those Charged with Governance

Management is responsible for the preparation and fair presentation of these financial statements in accordance with International Public Sector Accounting Standards (Cash Basis) and for maintaining effective internal control as Management determines is necessary to enable the preparation of financial statements that are free from material misstatement, whether due to fraud or error and for its assessment of the effectiveness of internal control, risk management and overall governance.

In preparing the financial statements, Management is responsible for assessing the Project's ability to continue to sustain its services, disclosing, as applicable, matters related to sustainability of services and using the applicable basis of accounting unless the Management is aware of the intention to terminate the Project, or to cease operations.

Management is also responsible for the submission of the financial statements to the Auditor-General in accordance with the provisions of Section 47 of the Public Audit Act, 2015.

In addition to the responsibility for the preparation and presentation of the financial statements described above, Management is also responsible for ensuring that the activities, financial transactions and information reflected in the financial statements are in compliance with the authorities which govern them, and that public resources are applied in an effective way.

Those charged with governance are responsible for overseeing the financial reporting process, reviewing the effectiveness of how the Project monitors compliance with relevant legislative and regulatory requirements, ensuring that effective processes and systems are in place to address key roles and responsibilities in relation to overall governance and risk management, and ensuring the adequacy and effectiveness of the control environment.

Auditor-General's Responsibilities for the Audit

The audit objectives are to obtain reasonable assurance about whether the financial statements as a whole are free from material misstatement, whether due to fraud or error, and to issue an auditor's report that includes my opinion in accordance with the provisions of Section 48 of the Public Audit Act, 2015 and submit the audit report in compliance with Article 229(7) of the Constitution. Reasonable assurance is a high level of assurance, but is not a guarantee that an audit conducted in accordance with ISSAIs will always detect a material misstatement and weakness when it exists. Misstatements can arise from fraud or error and are considered material if, individually or in the aggregate, they could reasonably be expected to influence the economic decisions of users taken on the basis of these financial statements.

In addition to the audit of the financial statements, a compliance audit is planned and performed to express a conclusion about whether, in all material respects, the activities, financial transactions and information reflected in the financial statements are in compliance with the authorities that govern them and that public resources are applied in an effective way, in accordance with the provisions of Article 229(6) of the Constitution and submit the audit report in compliance with Article 229(7) of the Constitution.

Further, in planning and performing the audit of the financial statements and audit of compliance, I consider internal control in order to give an assurance on the effectiveness of internal controls, risk management and overall governance processes and systems in accordance with the provisions of Section 7(1)(a) of the Public Audit Act, 2015 and submit the audit report in compliance with Article 229(7) of the Constitution. My consideration of the internal control would not necessarily disclose all matters in the internal control that might be material weaknesses under the ISSAIs. A material weakness is a condition in which the design or operation of one or more of the internal control components does not reduce to a relatively low level the risk that misstatements caused by error or fraud in amounts that would be material in relation to the financial statements being audited may occur and not be detected within a timely period by employees in the normal course of performing their assigned functions.

Because of its inherent limitations, internal control may not prevent or detect misstatements and instances of non-compliance. Also, projections of any evaluation of effectiveness to future periods are subject to the risk that controls may become inadequate because of changes in conditions, or that the degree of compliance with the policies and procedures may deteriorate.

As part of an audit conducted in accordance with ISSAIs, I exercise professional judgement and maintain professional skepticism throughout the audit. I also:

- Identify and assess the risks of material misstatement of the financial statements, whether due to fraud or error, design and perform audit procedures responsive to those risks, and obtain audit evidence that is sufficient and appropriate to provide a basis for my opinion. The risk of not detecting a material misstatement resulting from fraud is higher than for one resulting from error, as fraud may involve

collusion, forgery, intentional omissions, misrepresentations, or the override of internal control.

- Evaluate the appropriateness of accounting policies used and the reasonableness of accounting estimates and related disclosures made by the Management.
- Conclude on the appropriateness of the Management's use of the applicable basis of accounting and, based on the audit evidence obtained, whether a material uncertainty exists related to events or conditions that may cast significant doubt on the Project's ability to continue to sustain its services. If I conclude that a material uncertainty exists, I am required to draw attention in the auditor's report to the related disclosures in the financial statements or, if such disclosures are inadequate, to modify my opinion. My conclusions are based on the audit evidence obtained up to the date of my audit report. However, future events or conditions may cause the Project to cease to continue to sustain its services.
- Evaluate the overall presentation, structure and content of the financial statements, including the disclosures, and whether the financial statements represent the underlying transactions and events in a manner that achieves fair presentation.
- Obtain sufficient appropriate audit evidence regarding the financial information and business activities of the Project to express an opinion on the financial statements.
- Perform such other procedures as I consider necessary in the circumstances.

I communicate with the Management regarding, among other matters, the planned scope and timing of the audit and significant audit findings, including any significant deficiencies in internal control that are identified during the audit.

I also provide Management with a statement that I have complied with relevant ethical requirements regarding independence, and to communicate with them all relationships and other matters that may reasonably be thought to bear on my independence, and where applicable, related safeguards.


Nancy Gathungu
AUDITOR-GENERAL

Nairobi


25 May, 2021

*Mwea Irrigation Development Project
Reports and Financial Statements
For the financial year ended 30 June 2019*


4. STATEMENT OF RECEIPTS AND PAYMENTS FOR THE YEAR ENDED 30 JUNE 2019

	Note	2018/2019		2017/2018		Cumulative to-date (From inception)
		Receipts and payments controlled by the entity	Payments made by third parties	Receipts and payment controlled by the entity	Payments made by third parties	
		KShs	KShs	KShs	KShs	
RECEIPTS						
Transfer from Government entities	8.3	150,349,529		198,845,562		3,232,874,721
Proceeds from domestic and foreign grants	8.4					
Loan from external development partners	8.5		440,887,428		1,595,267,362	4,076,423,766
Miscellaneous receipts	8.6					
TOTAL RECEIPTS		150,349,529	440,887,428	198,845,562	1,595,267,362	7,309,298,487
PAYMENTS						
Compensation of employees	8.7					
Purchase of goods and services	8.8	67,928,618	44,300,503	141,108,655	36,377,455	816,089,388
Social security benefits	8.9					
Acquisition of non-financial assets	8.10	272,421,172	396,586,925	293,384,016	1,558,889,908	6,316,814,582
Transfers to other government entities	8.11					
Other grants and transfers and payments	8.12	1,130,852		43,953		1,238,264
TOTAL PAYMENTS		341,480,642	440,887,428	434,536,624	1,595,267,362	7,134,142,234
SURPLUS/(DEFICIT)		(191,131,113)	0	(235,691,062)	0	175,156,253

The accounting policies and explanatory notes to these financial statements are an integral part of the financial statements.


Chief Executive Officer
Gitonga Mugambi
17/5/2021


Project Manager
Stephen Mutinda
17/05/2021


Project Accountant
Tirus Kabuthia
ICPAK Member No:15039
17/5/2021.

*Mwea Irrigation Development Project
Reports and Financial Statements
For the financial year ended 30 June 2019*

5. STATEMENT OF FINANCIAL ASSETS AS AT 30 JUNE 2019

	Note	2018-2019	2017-2018
		KShs	KShs
FINANCIAL ASSETS			
Cash and Cash Equivalents			
Bank Balances	8.13.A	175,156,263	366,287,375
Cash Balances	8.13.B		
Cash Equivalents (short-term deposits)	8.13.C		
Total Cash and Cash Equivalents		175,156,263	366,287,375
Accounts receivables – Imprest and Advances	8.14		
TOTAL FINANCIAL ASSETS		175,156,263	366,287,375
REPRESENTED BY			
Fund balance b/fwd	8.15	366,287,376	601,978,438
Prior year adjustments	8.16		
Surplus/(Deficit) for the year		(191,131,113)	(235,691,062)
NET FINANCIAL POSITION		175,156,263	366,287,376


The accounting policies and explanatory notes to these financial statements form an integral part of the financial statements. The financial statements were approved on 30 June 2019 and signed by:



Chief Executive officer
Date 17/5/2021



Project Manager
Date 17/5/2021





Project Accountant
Date 17/5/2021
ICPAK Member No:15039


6. STATEMENT OF CASHFLOW FOR THE YEAR ENDED 30 JUNE 2019

		2018-2019	2017-2018
	Note	KShs	KShs
Receipts for operating activities			
Transfer from Government entities	8.3	150,349,529	198,845,562
Proceeds from domestic and foreign grants	8.4		
Miscellaneous receipts	8.6		
Payments for operating activities			
Compensation of employees	8.7		
Purchase of goods and services	8.8	(112,229,121)	(177,486,110)
Social security benefits	8.9		
Transfers to other government entities	8.11		
Other grants and transfers	8.12	(1,130,852)	(43,953)
Adjustments during the year	8.16		
Net cash flow from operating activities		(36,989,556)	21,315,499
CASHFLOW FROM INVESTING ACTIVITIES			
Acquisition of Assets	8.10	(669,008,096)	(1,852,273,924)
Net cash flows from Investing Activities		(669,008,096)	(1,852,273,924)
CASHFLOW FROM BORROWING ACTIVITIES			
Proceeds from Foreign Borrowings	8.5	440,887,428	1,595,267,362
Net cash flow from financing activities		440,887,428	1,595,267,362
NET INCREASE IN CASH AND CASH EQUIVALENT		(191,131,113)	(235,691,062)
Cash and cash equivalent at beginning of the year		366,287,376	601,978,438
Cash and cash equivalent at end of the year		175,156,262	366,287,376

The accounting policies and explanatory notes to these financial statements form an integral part of the financial statements. The entity financial statements were approved on 30 June 2019 and signed by:


 Chief Executive Officer
 Date


 Project Manager
 Date 17/05/2021



 Project Accountant
 Date 17/05/2021
 ICPAK Member No:15039


*Mwea Irrigation Development Project
Reports and Financial Statements
For the financial year ended 30 June 2019*


7. STATEMENT OF COMPARATIVE BUDGET AND ACTUAL AMOUNTS FOR THE YEAR ENDED 30 JUNE 2019

Receipts/Payments Item	Original Budget	Adjustments	Final Budget	Actual on Comparable Basis	Budget Utilization Difference	% of Utilization
	a	b	c=a+b	d	e=c-d	f=d/c %
Receipts						
Transfer from Government entities	550,000,000		160,000,000	150,349,529	0	93
Proceeds from domestic and foreign grants	0					
Proceeds from borrowings	450,000,000		450,000,000	440,887,428	9,112,572	97
Miscellaneous receipts	0					
Total Receipts	1,000,000,000		610,000,000	591,236,957	9,112,572	
Payments						
Compensation of employees						
Purchase of goods and services	110,000,000		110,000,000	112,229,121	2,082,230	101
Social security benefits						
Acquisition of non-financial assets	550,000,000		650,000,000	669,008,098	27,030,080	102
Transfers to other government entities						
Other grants and transfers	1,130,000		1,130,000	1,130,851		100
Total Payments	661,130,000		761,130,000	782,368,070		

Note: The significant budget utilisation/performance differences in the last column are explained in **Annex 1** to these financial statements.


Chief Executive Officer
Date


Project Manager
Date 17/05/2021.


Project Accountant
Date 17/5/2021.
ICPAK Member No:15039

8. NOTES TO THE FINANCIAL STATEMENTS

The principal accounting policies adopted in the preparation of these financial statements are set out below:

8.1. Basis of Preparation

8.1.1. Statement of compliance and basis of preparation

The financial statements have been prepared in accordance with Cash-basis IPSAS financial reporting under the cash basis of Accounting, as prescribed by the PSASB and set out in the accounting policy note below. This cash basis of accounting has been supplemented with accounting for; a) receivables that include imprests and salary advances and b) payables that include deposits and retentions.

The financial statements comply with and conform to the form of presentation prescribed by the PSASB.

The accounting policies adopted have been consistently applied to all the years presented.

8.1.2. Reporting entity

The financial statements are for the Mwea Irrigation Development Project under National Government of Kenya. The financial statements encompass the reporting entity as specified in the relevant legislation PFM Act 2012 .

8.1.3. Reporting currency

The financial statements are presented in Kenya Shillings (KShs), which is the functional and reporting currency of the Project and all values are rounded to the nearest Kenya Shilling.

8.2. Significant Accounting Policies

a) Recognition of receipts

The Project recognises all receipts from the various sources when the event occurs and the related cash has actually been received by the Government.

• Transfers from the Exchequer

Transfer from Exchequer is be recognized in the books of accounts when cash is received. Cash is considered as received when payment instruction is issued to the bank and notified to the receiving entity.

*Mwea Irrigation Development Project
Reports and Financial Statements
For the financial year ended 30 June 2019*

• **External Assistance**

External assistance is received through grants and loans from multilateral and bilateral development partners.

SIGNIFICANT ACCOUNTING POLICIES (Continued)

Donations and grants

Grants and donations shall be recognized in the books of accounts when cash is received. Cash is considered as received when a payment advice is received by the recipient entity or by the beneficiary. In case of grant/donation in kind, such grants are recorded upon receipt of the grant item and upon determination of the value. The date of the transaction is the value date indicated on the payment advice.

Proceeds from borrowing

Borrowing includes Treasury bill, treasury bonds, corporate bonds, sovereign bonds and external loans acquired by the Project or any other debt the Project may take on will be treated on cash basis and recognized as a receipt during the year they were received.

Undrawn external assistance

These are loans and grants at reporting date as specified in a binding agreement and relate to funding for the Project currently under development where conditions have been satisfied or their ongoing satisfaction is highly likely and the project is anticipated to continue to completion. An analysis of the Project's undrawn external assistance is shown in the funding summary

- **Other receipts**

These include Appropriation-in-Aid and relates to receipts such as proceeds from disposal of assets and sale of tender documents. These are recognized in the financial statements the time associated cash is received.

b) Recognition of payments

The Project recognises all payments when the event occurs and the related cash has actually been paid out by the Project.

- **Compensation of employees**

Salaries and Wages, Allowances, Statutory Contribution for employees are recognized in the period when the compensation is paid.

- **Use of goods and services**

Goods and services are recognized as payments in the period when the goods/services are consumed and paid for. If not paid for during the period where goods/services are consumed, they shall be disclosed as pending bills.

- **Interest on borrowing**

Borrowing costs that include interest are recognized as payment in the period in which they incurred and paid for.

SIGNIFICANT ACCOUNTING POLICIES (Continued)

- **Repayment of borrowing (principal amount)**

The repayment of principal amount of borrowing is recognized as payment in the period in which the repayment is made. The stock of debt is disclosed as an annexure to the consolidated financial statements.

- **Acquisition of fixed assets**

The payment on acquisition of property plant and equipment items is not capitalized. The cost of acquisition and proceeds from disposal of these items are treated as payments and receipts items respectively. Where an asset is acquired in a non-exchange transaction for nil or nominal consideration and the fair value of the asset can be reliably established, a contra transaction is recorded as receipt and as a payment.

A fixed asset register is maintained by each public entity and a summary provided for purposes of consolidation. This summary is disclosed as an annexure to the consolidated financial statements.

c) In-kind donations

In-kind contributions are donations that are made to the Project in the form of actual goods and/or services rather than in money or cash terms. These donations may include vehicles, equipment or personnel services. Where the financial value received for in-kind contributions can be reliably determined, the Project includes such value in the statement of receipts and payments both as receipts and as payments in equal and opposite amounts; otherwise, the contribution is not recorded.

d) Cash and cash equivalents

Cash and cash equivalents comprise cash on hand and cash at bank, short-term deposits on call and highly liquid investments with an original maturity of three months or less, which are readily convertible to known amounts of cash and are subject to insignificant risk of changes in value. Bank account balances include amounts held at the Central Bank of Kenya and at various commercial banks at the end of the financial year. For the purposes of these financial statements, cash and cash equivalents also include short term cash imprests and advances to authorised public officers and/or institutions which were not surrendered or accounted for at the end of the financial year.

Restriction on cash

Restricted cash represents amounts that are limited/restricted from being used to settle a liability for at least twelve months after the reporting period. This cash is limited for direct use as required by stipulation. Amounts maintained in deposit bank accounts are restricted for use in refunding third part deposits

SIGNIFICANT ACCOUNTING POLICIES (Continued)

e) Accounts receivable

For the purposes of these financial statements, imprests and advances to authorised public officers and/or institutions which were not surrendered or accounted for at the end of the financial year is treated as receivables. This is in recognition of the government practice where the imprest payments are recognized as payments when fully accounted for by the imprest or AIE holders. This is an enhancement to the cash accounting policy. Other accounts receivables are disclosed in the financial statements.

f) Pending bills

Pending bills consist of unpaid liabilities at the end of the financial year arising from contracted goods or services during the year or in past years. As pending bills do not involve the payment of cash in the reporting period, they recorded as 'memorandum' or 'off-balance' items to provide a sense of the overall net cash position of the Project at the end of the year. When the pending bills are finally settled, such payments are included in the statement of receipts and payments in the year in which the payments are made.

g) Budget

The budget is developed on a comparable accounting basis (cash basis), the same accounts classification basis (except for accounts receivable - outstanding imprest and clearance accounts and accounts payable - deposits, which are accounted for on an accrual basis), and for the same period as the financial statements. The Project's budget was approved as required by Law and National Treasury Regulations, as well as by the participating development partners, as detailed in the Government of Kenya Budget Printed Estimates for the year. The Development Projects are budgeted for under the MDAs but receive budgeted funds as transfers and account for them separately. These transfers are recognized as inter-entity transfers and are eliminated upon consolidation.

A high-level assessment of the Project's actual performance against the comparable budget for the financial year/period under review has been included in an annex to these financial statements.

h) Third party payments

Included in the receipts and payments, are payments made on its behalf to third parties in form of loans and grants. These payments do not constitute cash receipts and payments and are disclosed in the payment to third parties' column in the statement of receipts and payments. The payments by third parties are captured through journal entry, however in the earlier years of the project the journals were not captured.

***Mwea Irrigation Development Project
Reports and Financial Statements
For the financial year ended 30 June 2019***

During the year Kshs 440,887,428 million being loan disbursements were received in form of direct payments from third parties.

SIGNIFICANT ACCOUNTING POLICIES (Continued)

i) Exchange rate differences

The accounting records are maintained in the functional currency of the primary economic environment in which the Project operates, Kenya Shillings. Transactions in foreign currencies during the year/period are converted into the functional currency using the exchange rates prevailing at the dates of the transactions. Any foreign exchange gains and losses resulting from the settlement of such transactions and from the translation at year-end exchange rates of monetary assets and liabilities denominated in foreign currencies are recognized in the statements of receipts and payments.

j) Comparative figures

Comparative figures for the previous financial years were consolidated and audited in the financial statements of National Irrigation Board

k) Subsequent events

There have been no events subsequent to the financial year/period end with a significant impact on the financial statements for the year ended June 30, 2019.

l) Errors

Material prior period errors shall be corrected retrospectively in the first set of financial statements authorized for issue after their discovery by: i. Restating the comparative amounts for prior period(s) presented in which the error occurred; or ii. If the error occurred before the earliest prior period presented, restating the opening balances of assets, liabilities and net assets/equity for the earliest prior period presented.

*Mwea Irrigation Development Project
Reports and Financial Statements
For the financial year ended 30 June 2019*

NOTES TO THE FINANCIAL STATEMENTS (Continued)

8.3. RECEIPTS FROM GOVERNMENT OF KENYA

These represent counterpart funding and other receipts from government as follows:

	2018/19	2017/18	Cumulative to-date(from inception)
	KShs	KShs	
<i>Counterpart funding through Ministry xxx</i>			
Counterpart funds Quarter 1	0	0	0
Counterpart funds Quarter 2	0	0	0
Counterpart funds Quarter 3	0	0	0
Counterpart funds Quarter 4	0	0	0
<i>Other transfers from government entities</i>			
Ministry of Water, Sanitation and Irrigation	150,349,529	198,845,562	3,232,874,721
Ministry	0	0	0
Project	0	0	0
Agency	0	0	0
Appropriations-in-Aid	0	0	0
Total	<u>150,349,529</u>	<u>198,845,562</u>	<u>3,232,874,721</u>

[Provide explanation as necessary noting that “Other transfers from government entities” is not the counterpart funding which is the government’s share of contribution towards the implementation of the project as mandated by the Project Agreement.]

*Mwea Irrigation Development Project
Reports and Financial Statements
For the financial year ended 30 June 2019*

NOTES TO THE FINANCIAL STATEMENTS (Continued)

8.4. PROCEEDS FROM DOMESTIC AND FOREIGN GRANTS

During the 12 months to 30 June 2019 we received grants from donors as detailed in the table below:

Name of Donor	Date received	Amount received in donor currency	Grants received in cash	Grants received as direct payment *	Grants received in kind	Total amount in KShs	
						2018/19	2017/18
			KShs	KShs	KShs	KShs	KShs
Grants Received from Bilateral Donors (Foreign Governments)							
Insert name of foreign Government							
Grants Received from Multilateral Donors (International Organisations)							
Insert name of international organization							
Grants Received from Local Individuals and organisations							
Insert name of individual or local organization							
Total							

* The direct payment grants represent payments for goods and services done directly by the donor on behalf of the project. Projects should ensure that the adequate documents and support document is requested from the donors to support this grant.

*Mwea Irrigation Development Project
Reports and Financial Statements
For the financial year ended 30 June 2019*

NOTES TO THE FINANCIAL STATEMENTS (Continued)

8.5. LOAN FROM EXTERNAL DEVELOPMENT PARTNERS

During the 12 months to 30 June 2019 we received funding from development partners in form of loans negotiated by the National Treasury donors as detailed in the table below:

Name of Donor	Date received	Amount in loan currency	Loans received in cash	Loans received as direct payment ^a	Total amount in KShs	
			KShs	KShs	FY18/19	Cummulative
Loans Received from Bilateral Donors (Foreign Governments)						
JICA						
	5-7-2018			7,363,239	7,363,239	
	5-7-2018			7,582,667	7,582,667	
	30-8-2018			10,946,529	10,946,529	
	18-12-2018			7,078,909	7,078,909	
	12-1-2019			11,329,158	11,329,158	
	1-3-2019			77,114,086	77,114,086	
	29-3-2019			115,122,542	115,122,542	
	17-5-2019			124,410,941	124,410,941	
	28-6-2019			79,939,357	79,939,357	
Loans Received from Multilateral Donors (International Organisations)						
Insert name of international organization						
Total				440,887,428	440,887,428	4,076,423,766

8.6. MISCELLANEOUS RECEIPTS

	2018-2019			2017-2018	Cumulative to- date (from inception)
	Receipts controlled by the entity in Cash	Receipts controlled by third parties	Total Receipts		
	KShs	KShs	KShs		
Property income	0	0	0	0	0
Sales of goods and services	0	0	0	0	0
Administrative fees and charges	0	0	0	0	0
Fines, penalties and forfeitures	0	0	0	0	0
Voluntary transfers other than grants	0	0	0	0	0
Other receipts not classified elsewhere	0	0	0	0	0
Total	0	0	0	0	0

NOTES TO THE FINANCIAL STATEMENTS (Continued)

8.7. COMPENSATION OF EMPLOYEES

	2018/2019			2017/2018	Cumulative to- date
	Payments made by the Entity in Cash	Payments made by third parties	Total Payments		
	KShs	KShs	KShs	KShs	KShs
Basic salaries of permanent employees	0	0	0	0	0
Basic wages of temporary employees	0	0	0	0	0
Personal allowances paid as part of salary	0	0	0	0	0
Personal allowances paid as reimbursements	0	0	0	0	0
Personal allowances provided in kind	0	0	0	0	0
Pension and other social security contributions	0	0	0	0	0
Compulsory national social security schemes	0	0	0	0	0
Compulsory national health insurance schemes	0	0	0	0	0
Social benefit schemes outside government	0	0	0	0	0
Other personnel payments	0	0	0	0	0
Total	<u>0</u>	<u>0</u>	<u>0</u>	<u>0</u>	<u>0</u>

*Mwea Irrigation Development Project
Reports and Financial Statements
For the financial year ended 30 June 2019*

NOTES TO THE FINANCIAL STATEMENTS (Continued)

8.8. PURCHASE OF GOODS AND SERVICES

	2018-2019		2017-2018		Cumulative to- date	
	Payments made by the Entity in Cash KShs	Payments made by third parties KShs	Total Payments KShs	KShs	KShs	KShs
Utilities, supplies and services	378,400		378,400	523,902	1,539,338	
Communication, supplies and services						
Domestic travel subsistence, salaries and other payments	3,618,270		3,618,270	82,529,948	155,949,645	
Foreign travel and subsistence						
Printing, advertising and – information supplies & services	89,958		89,958	67,548	160,535	
Rentals of produced assets						
Training payments						
Hospitality supplies and services						
Insurance costs						
Specialised materials and services						

*Mwea Irrigation Development Project
Reports and Financial Statements
For the financial year ended 30 June 2019*

Other operating - Conpayments	63,617,268	44,300,503	107,917,770	93,916,380	656,498,394
Routine maintenance – vehicles and other transport equipment	222,523		222,523	219,492	1,885,098
Routine maintenance- – other assets	2,200		2,200	228,840	56,378
Exchange rate losses/gains (net)					
Total	67,928,618	44,300,503	112,229,121	177,486,110	816,089,388

Other operating payments refers to payments made to the project supervising consultant]

*Mwea Irrigation Development Project
Reports and Financial Statements
For the financial year ended 30 June 2019*

NOTES TO THE FINANCIAL STATEMENTS (Continued)

8.9. SOCIAL SECURITY BENEFITS

	2018/2019		2017/2018	Cumulative to-date
	Payments made by the Entity in Cash	Payments made by third parties		
	KShs	KShs	KShs	KShs
Government pension and retirement benefits	0	0	0	0
Social security benefits in cash and in kind	0	0	0	0
Employer social benefits in cash and in kind	0	0	0	0
Total	0	0	0	0

[Provide explanation as necessary]

*Mwea Irrigation Development Project
Reports and Financial Statements
For the financial year ended 30 June 2019*

8.10. ACQUISITION OF NON-FINANCIAL ASSETS

	2018/2019		2017/2018	Cumulative to-date
	Payments made by the Entity in Cash KShs	Payments made by third parties KShs		
Purchase of buildings				
Construction of buildings				
Refurbishment of buildings				
Construction of roads				
Construction of civil works	126,382,993	396,586,925	1,736,998,092	3,243,530,855
Overhaul & refurbishment of construction and civil works				
Purchase of vehicles & other transport equipment				
Overhaul of vehicles & other transport equipment				
Purchase of household furniture & institutional equipment				
Purchase of office furniture & general equipment				
Purchase of specialised plant, equipment and machinery				
Rehabilitation & renovation of plant, equipment & machinery				
Purchase of certified seeds, breeding stock and live animals				
Research, studies, project preparation, design & supervision				
Rehabilitation of civil works				

**Mwea Irrigation Development Project
Reports and Financial Statements
For the financial year ended 30 June 2019**

Acquisition of strategic stocks						
Acquisition of land	146,038,179		146,038,179	115,275,832		3,073,283,726
Acquisition of other intangible assets						
Total	272,421,172	396,586,925	669,008,097	1,852,273,924		6,316,814,582

Construction of civil works refers to payments made to the contractors who are constructing Thiba dam and the development of irrigation area

*Mwea Irrigation Development Project
Reports and Financial Statements
For the financial year ended 30 June 2019*

NOTES TO THE FINANCIAL STATEMENTS (Continued)

8.11. TRANSFERS TO OTHER GOVERNMENT ENTITIES

During the 12 months to 30 June 2019, we transferred funds to reporting government entities as shown below:

	2018-2019			2017-2018	Cumulative to-date
	Payments made by the Entity in Cash	Payments made by third parties	Total Payments		
	KShs	KShs	KShs	KShs	KShs
Transfers to National Government entities					
Ministry ABC					
Project XYZ					
Transfers to County Government					
County ABC					
County XYZ					
TOTAL					

We have confirmed that the beneficiary institutions have received the funds and have recorded these as inter-entity receipts. We have attached these duly signed confirmations as an Appendix to the financial statements.

*Mwea Irrigation Development Project
Reports and Financial Statements
For the financial year ended 30 June 2019*

NOTES TO THE FINANCIAL STATEMENTS (Continued)

8.12. OTHER GRANTS AND TRANSFERS AND PAYMENTS

	2018-2019			2017-2018	Cumulative to-date
	Payments made by the Entity in Cash	Payments made by third parties	Total Payments		
	KShs	KShs	KShs	KShs	KShs
Grants for scholarships					
Transfers to lower levels of government e.g schools					
Miscellaneous payments	1,130,852		1,130,852	43,953	1,238,264
Total	1,130,852		1,130,852	107,413	1,238,264

Other payments refer to bank charges and letters of credit charge

*Mwea Irrigation Development Project
Reports and Financial Statements
For the financial year ended 30 June 2019*

NOTES TO THE FINANCIAL STATEMENTS (Continued)

8.13. CASH AND CASH EQUIVALENTS CARRIED FORWARD

	2018/19	2017/18
	KShs	KShs
Bank accounts (Note 8.13A)	175,156,262	366,287,376
Cash in hand (Note 8. 13B)	0	0
Cash equivalents (short-term deposits) (Note 8.13C)	0	0
Total	<u>175,156,262</u>	<u>366,287,376</u>

The project has one number of project accounts spread within the project implementation area and none number of foreign currency designated accounts managed by the National Treasury as listed below:

8.13. A Bank Accounts

Project Bank Accounts

	2018/19	2017/18
	KShs	KShs
<u>Foreign Currency Accounts</u>		
Central Bank of Kenya [A/c No.....]		
Kenya Commercial Bank [A/c No.....]		
Co-operative Bank of Kenya [A/c No.....]		
Others (<i>specify</i>)		
Total Foreign Currency balances		
<u>Local Currency Accounts</u>		
NCBA	175,156,262	366,287,376
Total local currency balances	175,156,262	<u>366,287,376</u>
Total bank account balances	<u>175,156,262</u>	<u>366,287,376</u>

*Mwea Irrigation Development Project
Reports and Financial Statements
For the financial year ended 30 June 2019*

NOTES TO THE FINANCIAL STATEMENTS (Continued)

Special Deposit Accounts

The balances in the Project's Special Deposit Account(s) as at 30th June 2019 are not included in the Statement of Financial Assets since they are below the line items and are yet to be drawn into the Exchequer Account as a voted provision.

Below is the Special Deposit Account (SDA) movement schedule which shows the flow of funds that were voted in the year. These funds have been reported as loans/grants received in the year under the Statement of Receipts and Payments.

Special Deposit Accounts Movement Schedule

	2018/19	2017/18
	KShs	KShs
NIB-MWEA IRRIGATION DEVELOPMENT PROJECT		
Opening balance	0	0
Total amount deposited in the account	0	0
Total amount withdrawn (as per Statement of Receipts & Payments)		
Closing balance (as per SDA bank account reconciliation attached)	<u>0</u>	<u>0</u>
(ii) A/c Name [A/c No.....]		
Opening balance (as per the SDA reconciliation)		
Total amount deposited in the account		
Total amount withdrawn (as per Statement of Receipts & Payments)		
Closing balance (as per SDA bank account reconciliation attached)	<u>0</u>	<u>0</u>

The Special Deposit Account(s) reconciliation statement(s) has (have) been attached as *Appendix xx* support these closing balances.

8.13. B Cash In Hand

	2018/19	2017/18
	KShs	KShs
Location 1	0	0
Location 2	0	0
Total cash balances	<u>0</u>	<u>0</u>

*Mwea Irrigation Development Project
Reports and Financial Statements
For the financial year ended 30 June 2019*

NOTES TO THE FINANCIAL STATEMENTS (Continued)

8.13. C Cash equivalents (short-term deposits)

	2018/19	2017/18
	KShs	KShs
Kenya Commercial Bank [A/C No.....]	0	0
Co-Operative Bank of Kenya [A/C No.....]	0	0
Others (<i>Specify</i>)	0	0
Total	<u>0</u>	<u>0</u>

[Provide short appropriate explanations as necessary]

8.14. OUTSTANDING IMPRESTS AND ADVANCES

<i>Name of Officer or Institution</i>	<i>Amount Taken</i>	<i>Due Date of Surrender</i>	<i>Amount Surrendered</i>	<i>Balance 2019</i>	<i>Balance 2018</i>
Total					

8.15. FUND BALANCE BROUGHT FORWARD

	2018/19	2017/18
	KShs	KShs
Bank accounts	175,156,262	366,287,376
Cash in hand		
Cash equivalents (short-term deposits)		
Outstanding imprests and advances		
Total	175,156,262	366,287,376

*Mwea Irrigation Development Project
Reports and Financial Statements
For the financial year ended 30 June 2019*

NOTES TO THE FINANCIAL STATEMENTS (Continued)

8.16. PRIOR YEAR ADJUSTMENT

	2018/19	2017/18
	KShs	KShs
Bank accounts	0	0
Cash in hand	0	0
Cash equivalents (short-term deposits)	0	0
Receivables - Outstanding Imprests	0	0
Total	<u>0</u>	<u>0</u>

[Provide short appropriate explanations as necessary]

*Mwea Irrigation Development Project
Reports and Financial Statements
For the financial year ended 30 June 2019*

9. OTHER IMPORTANT DISCLOSURES

9.1 PENDING ACCOUNTS PAYABLE (See Annex 2A)

	Balance b/f FY 2017/2018	Additions for the period	Paid during the year	Balance c/f FY 2018/2019
Description	Kshs	Kshs	Kshs	Kshs
Construction of buildings				
Construction of civil works	0	2,580,006.95	0	2,580,006.95
Supply of goods-land compensation		12,855,931.95	0	12,855,931.95
Supply of services				
Total		15,435,938.9	0	15,435,938.90

9.2 PENDING STAFF PAYABLES (See Annex 2B)

	Balance b/f FY 2017/2018	Additions for the period	Paid during the year	Balance c/f FY 2018/2019
Description	Kshs	Kshs	Kshs	Kshs
Senior management	0	0	0	0
Middle management	0	0	0	0
Total	0	0	0	0

9.3 OTHER PENDING PAYABLES (See Annex 2C)

	Balance b/f FY 2017/2018	Additions for the period	Paid during the year	Balance c/f FY 2018/2019
Description	Kshs	Kshs	Kshs	Kshs
Amounts due to National Government entities	0	0	0	0
Total	0	0	0	0

**Mwea Irrigation Development Project
Reports and Financial Statements
For the financial year ended 30 June 2019**


10. PROGRESS ON FOLLOW UP OF AUDITOR RECOMMENDATIONS

The following is the summary of issues raised by the external auditor, and management comments that were provided to the auditor. We have nominated focal persons to resolve the various issues as shown below with the associated time frame within which we expect the issues to be resolved.

Reference No. on the external audit Report	Issue / Observations from Auditor	Management comments	Focal person to resolve the issue (Name and designation)	Status: (Resolved / Not Resolved)	Timeframe: (Put a date when you expect the issue to be resolved)

Guidance Notes:


- (i) Use the same reference numbers as contained in the external audit report;
- (ii) Obtain the “Issue/Observation” and “management comments”, required above, from final external audit report that is signed by Management;
- (iii) Before approving the report, discuss the timeframe with the appointed Focal Point persons within your entity responsible for implementation of each issue;
- (iv) Indicate the status of “Resolved” or “Not Resolved” by the date of submitting this report to National Treasury.



Chief Executive officer

17/5/2021

Date



Project Manager

17/05/2021

Date

*Mwea Irrigation Development Project
Reports and Financial Statements
For the financial year ended 30 June 2019*

ANNEX 1 - VARIANCE EXPLANATIONS - COMPARATIVE BUDGET AND ACTUAL AMOUNTS

	Final Budget a	Actual on Compar able Basis	Budget Utilization Difference		% of Utilization d=b/a %	Comments on Variance
			b	c=a-b		
Receipts						
Transfer from Government entities						
Proceeds from domestic and foreign grants						
Proceeds from borrowings						
Miscellaneous receipts						
Total Receipts						
Payments						
Compensation of employees						
Purchase of goods and services						
Social security benefits						
Acquisition of non-financial assets						
Transfers to other government entities						
Other grants and transfers						
Total payments						

Explain all variance below 90% and above 100%

*Mwea Irrigation Development Project
Reports and Financial Statements
For the financial year ended 30 June 2019*

ANNEX 2A - ANALYSIS OF PENDING BILLS

Supplier of Goods or Services	Original Amount	Date Contracted	Amount Paid To-Date	Outstanding Balance 2017	Outstanding Balance 2016	Comments
	a	b	c	d=a-c		
Construction of buildings						
1.						
2.						
3.						
Sub-Total						
Construction of civil works						
4.						
5.						
6.						
Sub-Total						
Supply of goods						
7.						
8.						
9.						
Sub-Total						
Supply of services						
10.						
11.						
12.						
Sub-Total						
Grand Total						

*Mwea Irrigation Development Project
Reports and Financial Statements
For the financial year ended 30 June 2019*

ANNEX 2B - ANALYSIS OF PENDING STAFF BILLS

Name of Staff	Job Group	Original Amount	Date Payable Contracted	Amount Paid To-Date	Outstanding Balance 2017	Outstanding Balance 2016	Comments
		a	b	c	d=a-c		
Permanent Employees - Management							
1.							
2.							
3.							
Sub-Total							
Permanent Employees - Others							
4.							
5.							
6.							
Sub-Total							
Temporary employees							
7.							
8.							
9.							
Sub-Total							
Others (specify)							
10.							
11.							
12.							
Sub-Total							
Grand Total							

*Mwea Irrigation Development Project
Reports and Financial Statements
For the financial year ended 30 June 2019*

ANNEX 2C - ANALYSIS OF OTHER PENDING PAYABLES

Name	Brief Transaction Description	Original Amount	Date Payable Contract ended	Amount Paid To-Date	Outstanding Balance 2018	Outstanding Balance 2019	Comments
		a	b	c	d=a-c		
Amounts due to National Govt Entities							
1.							
2.							
3.							
Sub-Total							
Amounts due to County Govt Entities							
4.							
5.							
6.							
Sub-Total							
Amounts due to Third Parties							
7.							
8.							
9.							
Sub-Total							
Others (specify)							
10.							
11.							
12.							
Sub-Total							
Grand Total							

Mwea Irrigation Development Project
Statement of Budget Performance
For the year ended June 30, 2019

ANNEX 3 – SUMMARY OF FIXED ASSET REGISTER

Asset class	Opening Cost (KShs) 2018/2019 (a)	*Purchases/Additions in the Year (KShs) 2018/2019 (b)	**Disposals in the Year (KShs) 2018/2019 (c)	Transfers in/(out) KShs 2018/2019 (d)	Closing Cost (KShs) 2019 (e)= (a)+ (b)-(c)+(-)d
Land					
Buildings and structures					
Transport equipment					
Office equipment, furniture and fittings					
ICT Equipment,					
Other Machinery and Equipment					
Heritage and cultural assets					
Biological assets					
Infrastructure assets roads, rails					
Intangible assets					
Work in Progress					
Total					

Notes

* Purchases/Additions in the year reconciled to the amount in Statement of Receipts and Payments

** The disposal amount to be disclosed in this register is the cost that the asset was acquired at and not the price at which it has been sold.

*Mwea Irrigation Development Project
Statement of Budget Performance
For the year ended June 30, 2019*

APPENDICES

- i. Statement of expenditure-SOE
- ii. Bank statements (for year ended 30 June 2015,2016,2017,2018,2019)
- iii. Cash book for the mont of June 2019
- iv. Bank Reconciliation as at 30 june 2019
- v. Schedule of pending bills
- vi. Summary of Receipts and Payments 2011/2012 to 2018/19
- vii. JICA Fund growth statement
- viii. Copies of NIB audited Financial Statements for period 2011/2012 to 2016/2017

STATEMENT OF EXPENDITURE

Advance Procedure

PROJECT LOAN NO. EA IRRIGATION DEVELOPMENT PRC KE-P27 D/A NO. 478-3009172 CIVIL WORKS & EQUIPMENT DATE 30/06/2019 APP. NO. 2

No.	JICA CONC. NO./ CONTRACT No.	NAME OF SUPPLIER	NATIO NALITY CODE **	Month/Date of Payment	Description	Amount Paid (without Tax) **	Disburse- ment %	Amount for JICA Financing in Contract Currency **	Exchange Date *	Exchange Rate	Amount for JICA Financing in Request Currency (JPY)
JICA CONCURRENCE NO. KE-P27/C-001											
1		NIPPON KOEI CO LTD	KE	July-15	Progress payments for inv no. 17-23	40,158,132.25		40,158,132.25	February-15	76.7999	52,289,303
2		NIPPON KOEI CO LTD	KE	August-15	Progress payments for inv no. 24	7,089,300.00		7,089,300.00	February-15	76.7999	9,230,871
3		NIPPON KOEI CO LTD	KE	February-16	Progress payments for inv no. 25-28	23,209,619.25		23,209,619.25	February-15	76.7999	30,220,898
4		NIPPON KOEI CO LTD	KE	May-16	Progress payments for inv no. 29	11,032,229.25		11,032,229.25	February-15	76.7999	14,364,901
5		NIPPON KOEI CO LTD	KE	July-16	Progress payments for inv no. 30	8,629,136.00		8,629,136.00	February-15	76.7999	11,235,869
6		NIPPON KOEI CO LTD	KE	November-16	Progress payments for inv no. 31	6,412,200.00		6,412,200.00	February-15	76.7999	8,349,230
7		NIPPON KOEI CO LTD	KE	March-17	Progress payments for inv no. 32	6,606,982.00		6,606,982.00	February-15	76.7999	8,602,852
8		NIPPON KOEI CO LTD	KE	March-17	Progress payments for inv no. 33	6,491,265.00		6,491,265.00	February-15	76.7999	8,452,179
9		NIPPON KOEI CO LTD	KE	December-17	Progress payments for inv no. 34	6,642,744.00		6,642,744.00	February-15	76.7999	8,649,418
10		NIPPON KOEI CO LTD	KE	December-17	Progress payments for inv no. 35	5,324,720.00		5,324,720.00	February-15	76.7999	6,933,238
11		NIPPON KOEI CO LTD	KE	December-17	Progress payments for inv no. 36	6,232,425.00		6,232,425.00	February-15	76.7999	8,115,147
12		NIPPON KOEI CO LTD	KE	December-17	Progress payments for inv no. 37	6,749,803.00		6,749,803.00	February-15	76.7999	8,788,817
13		NIPPON KOEI CO LTD	KE	December-17	Progress payments for inv no. 38	6,796,484.00		6,796,484.00	February-15	76.7999	8,849,600
14		NIPPON KOEI CO LTD	KE	May-18	Progress payments for inv no. 39	8,922,283.00		8,922,283.00	February-15	76.7999	11,617,571
15		NIPPON KOEI CO LTD	KE	May-18	Progress payments for inv no. 40	8,897,756.00		8,897,756.00	February-15	76.7999	11,585,635
16		NIPPON KOEI CO LTD	KE	May-18	Progress payments for inv no. 41	7,972,710.00		7,972,710.00	February-15	76.7999	10,381,146
17		NIPPON KOEI CO LTD	KE	September-18	Progress payments for inv no. 42	11,245,021.00		11,245,021.00	February-15	76.7999	14,641,973
18		NIPPON KOEI CO LTD	KE	December-18	Progress payments for inv no. 43	11,949,394.00		11,949,394.00	February-15	76.7999	15,559,127
19		NIPPON KOEI CO LTD	KE	January-19	Progress payments for inv no. 44	12,222,345.00		12,222,345.00	February-15	76.7999	15,914,532
20		NIPPON KOEI CO LTD	KE	April-19	Progress payments for inv no. 45	12,025,893.00		12,025,893.00	February-15	76.7999	15,658,735
21		NIPPON KOEI CO LTD	KE	May-19	Progress payments for inv no. 46	16,174,615.00		16,174,615.00	February-15	76.7999	21,060,724
SUBTOTAL (JICA CONC. NO.)								230,785,056.75			300,501,767.25

Appendix I

CONTRACTS NOT REQUIRING CONCURRENCE - CONTRACT										
1	2	3	4	5	6	7				
CT NO.	NIB/T/20									
1	HAIDCO LTD	KE	June-15	Development of resettlement area cert no.1	44,482,781.00	44,482,781.00	February-15	76,7999	JPY	57,920,363
2	HAIDCO LTD	KE	September-15	Development of resettlement area cert no.2	44,482,281.00	44,482,281.00	February-15	76,7999	JPY	57,919,712
3	HAIDCO LTD	KE	September-15	Development of resettlement area cert no.3	76,694,450.00	76,694,450.00	February-15	76,7999	JPY	99,862,695
4	HAIDCO LTD	KE	November-15	Development of resettlement area cert no.4	76,694,450.00	76,694,450.00	February-15	76,7999	JPY	99,862,695
5	HAIDCO LTD	KE	January-16	Development of resettlement area cert no.5	76,694,450.00	76,694,450.00	February-15	76,7999	JPY	99,862,695
6	HAIDCO LTD	KE	October-16	Development of resettlement area cert no.6	38,347,225.00	38,347,225.00	February-15	76,7999	JPY	49,931,348
7	HAIDCO LTD	KE	April-17	Development of resettlement area cert no.7	38,347,225.00	38,347,225.00	February-15	76,7999	JPY	49,931,348
SUBTOTAL (JICA CONC. NO.)					395,742,862.00	395,742,862.00			-	515,290,855.85

JICA CONCURRENCE NO. KE-P27/C-001										
1	2	3								
CT NO.	NIB/T/20									
1	Sogea Satom(France)	KE	December-16	Advance payment	117,032,573.40	117,032,573.40	February-15	76,7999	JPY	152,386,362
2	Sogea Satom(France)	KE	December-18	Interim Payment Certificate 1	15,003,125.80	15,003,125.80	February-15	76,7999	JPY	19,535,345
3	Sogea Satom(France)	KE	June-19	Interim Payment Certificate 2	29,570,212.54	29,570,212.54	February-15	76,7999	JPY	38,502,931
SUBTOTAL (JICA CONC. NO.)					161,605,911.74	161,605,911.74			-	210,424,638.24

JICA CONCURRENCE NO. KE-P27/C-005										
1	2	3	4	5						
CT NO.	NIB/T/20									
1	Strabag International	KE	November-17	Advance payment	184,750,928.10	184,750,928.10	February-15	76,7999	JPY	240,561,418
2	Strabag International	KE	January-19	Interim Payment Certificate 1	12,054,550.65	12,054,550.65	February-15	76,7999	JPY	15,696,050
3	Strabag International	KE	March-19	Interim Payment Certificate 2	12,070,298.30	12,070,298.30	February-15	76,7999	JPY	15,716,555
4	Strabag International	KE	May-19	Interim Payment Certificate 3	7,912,334.49	7,912,334.49	February-15	76,7999	JPY	10,302,532
5	Strabag International	KE	May-19	Interim Payment Certificate 4	49,772,470.81	49,772,470.81	February-15	76,7999	JPY	64,807,989
SUBTOTAL (JICA CONC. NO.)					266,560,582.35	266,560,582.35			-	347,084,543.53

CONTRACTS NOT REQUIRING CONCURRENCE									
1	NIC BANK	KE	June 2015 to June 2016	Bank Charges from 18/06/2015-30/06/2016	31,063.63	February-15	76,7999	JPY	40,447
2	NIC BANK	KE	July 2016 to June 2017	Bank Charges from 1/7/2016-30/06/2017	32,394.80	February-15	76,7999	JPY	42,181
3	NIC BANK	KE	July 2017-December	Bank Charges from 1/7/2017-31/12/2018	43,953.44	February-15	76,7999	JPY	57,231
4	NIC BANK	KE	January 2019-Sept	Bank Charges from 1/1/2019-30/6/2019	1,130,852.35	February-15	76,7999	JPY	1,472,466
SUBTOTAL (CONTRACTS NOT REQUIRING CONCURRENCE)					1,238,264.22				1,612,325.30


The undersigned certifies that the Supplier(s) and payments stated above are procured according to the applicable guidelines and eligible under the Loan Agreement.

* Exchange Date: the date of withdrawal from D/A

** Enter code (See attached list)

KSH 1,055,932,677.06
 TOTAL AMOUNT in JPY 1,374,914,130


 Tirus Kabuthia
 Project Accountant


 Gitonga Mugambi
 Chief Executive Officer

11



Appendix II

STATEMENT OF ACCOUNT

Branch NIC HOUSE
Account 1000584588
Account Currency KES
Account Type CURRENT AC - INSTITUTIONAL BANKING
Stmt No. 0058

STATEMENT PERIOD 01 Jun 2019 TO 30 Jun 2019

NIB-MWEA IRRIGATION DEVELOPMENT
P.O.BOX 30372
UNYUNYIZI HOUSELENANA RD
Nairobi
00100

Opening Balance 204,770,545.53
Total Credits 0.00
Total Debits -29,614,282.47
Actual Balance 175,156,263.06

Date	Value Date	Transaction Details	Cheque #	Debit	Credit	Balance
01-Jun-19		BALANCE B/F				204,770,545.53
03-Jun-19	03-Jun-19	TF related Charges - LC PAYMENT CHARG		-21,781.03		204,748,764.50
03-Jun-19	03-Jun-19	TF related Charges - LC PAYMENT CHARG		-8,320.90		204,740,443.60
07-Jun-19	07-Jun-19	Charges - /INV/PV-70938 NIB-MWEA IRRIGATION		-600.00		204,739,843.60
07-Jun-19	07-Jun-19	Cheque Debit - 45 /INV/PV-70938	45	-29,570,212.50		175,169,631.10
13-Jun-19	13-Jun-19	TF related Charges - LC PAYMENT CHARG		-13,368.04		175,156,263.06
30-Jun-19		BALANCE C/F				175,156,263.06

Dear Customer, we are pleased to inform you that we have launched phase 2 of our tree planting initiative dubbed Change the Story. This season we are committing to plant 20,000 trees in Ngong forest, as we work towards our target of 30 million trees. For more information on how you can join the movement, call us on 0711041111.



NIB-MWEA IRRIGATION DEVELOPMENT
 P.O. BOX 30372
 Nairobi
 KE

PRINT DATE 02 JUL 2018
 STATEMENT PERIOD 01 JUN 18 TO 30 JUN 18

BRANCH NIC HOUSE
 ACCOUNT 1000584588
 ACCOUNT CURRENCY KES
 ACCOUNT TYPE CA-INS BANKING
 OLD ACCOUNT NO. 1110001957

OPENING BALANCE 0
 TOTAL CREDITS 0
 TOTAL DEBITS 0
 UNCLEARED BALANCE 0
 ACTUAL BALANCE 0
 AVAILABLE BALANCE 0

&100 &16D 0p16h0s2b 02T

Date	Value Date	Transactional Details	Cheque No.	Debits	Credits	Actual Balance	Available Balance
01-JUN-18		BALANCE B/F				366,287,375.8	0

Every year we hear the same stories of drought and floods across the country and it's the same story over and over. As NIC Bank we have partnered with others to change the story of our beloved nation by getting every able Kenyan to plant a tree.

NIB-MWEA IRRIGATION DEVELOPMENT
P.O.BOX 30372
Nairobi
00100
KE

PRINT DATE 04 JUL 2017
STATEMENT PERIOD 01 JAN 17 TO 30 JUN 17

BRANCH NIC HOUSE
ACCOUNT 1000584588
ACCOUNT CURRENCY KES
ACCOUNT TYPE CA-INS BANKING
OLD ACCOUNT NO. 1110001957

OPENING BALANCE 653,472,650.95
TOTAL CREDITS 0
TOTAL DEBITS -51,494,212.53
UNCLEARED BALANCE 0
ACTUAL BALANCE 601,978,438.42
AVAILABLE BALANCE 601,978,438.42

Date	Value Date	Transaction Details	Cheque No	Debits	Actual Balance	Available Balance
01 JAN 17		BALANCE B/F			653,472,650.95	653,472,650.95
02 MAR 17	02 MAR 17	Charges /BNF/PAYMENT IN RESPE		-550.00	653,472,100.95	653,472,100.95
02 MAR 17	02 MAR 17	Cheque Debit 24 /BNF/PAYMENT IN RE	24	-6,491,265.00	646,980,835.95	646,980,835.95
17 MAR 17	17 MAR 17	TF related Charges		-6,023.25	646,974,812.70	646,974,812.70
30 MAR 17	30 MAR 17	Charges /BNF/CERTIFICATE NO 3		-550.00	646,974,262.70	646,974,262.70
30 MAR 17	30 MAR 17	Cheque Debit 25 /BNF/CERTIFICATE N	25	-6,642,744.00	640,331,518.70	640,331,518.70
18 APR 17	18 APR 17	TF related Charges BANK OF TOKYO LC		-5,305.28	640,326,213.42	640,326,213.42
28 APR 17	28 APR 17	Charges /BNF/NIB/T/004/2012-2		-550.00	640,325,663.42	640,325,663.42
28 APR 17	28 APR 17	Cheque Debit 26 /BNF/NIB/T/004/201	26	-38,347,225.00	601,978,438.42	601,978,438.42
30 JUN 17		BALANCE C/F			601,978,438.42	601,978,438.42

Dear customer, you can now transact up to KES 999,999/- in real time with Pesalink, the new interbank money transfer service. Call 0711141111/ 0732141111 for details.

IMPORTANT NOTICE: Please examine our statement carefully. If we do not hear from you within 28 days, we shall assume that the details shown on our Account Statement are correct. If however, you have any query about any transaction on your Account Statement, get in touch with our Customer Contact Centre on +254 20 2868217/ 0711 041 111 or email customer.care@nic-bank.com



NIB-MWEA IRRIGATION DEVELOPMENT
P.O.BOX 30372
Nairobi
KE

PRINT DATE 01 JUL 2016
STATEMENT PERIOD 01 JUN 16 TO 30 JUN 16

BRANCH NIC HOUSE
ACCOUNT 1000584588
ACCOUNT CURRENCY KES
ACCOUNT TYPE CA-INS BANKING
OLD ACCOUNT NO. 1110001957

OPENING BALANCE 727,877,589.48
TOTAL CREDITS 1,679,624.46
TOTAL DEBITS -28,060,943.36
UNCLEARED BALANCE 0
ACTUAL BALANCE 701,496,270.58
AVAILABLE BALANCE 701,496,270.58

Date	Value Date	Transactional Details	Cheque No.	Debits	Credits	Actual Balance	Available Balance
01-JUN-16	-----	BALANCE B/F				727,877,589.48	727,877,589.48
03-JUN-16	03-JUN-16	Charges		-550.00		727,877,039.48	727,877,039.48
03-JUN-16	03-JUN-16	/BNF/PAYMENT CERTIFIC Cheque Debit	18	- 11,032,229.25		716,844,810.23	716,844,810.23
14-JUN-16	14-JUN-16	18 /BNF/PAYMENT CERTI Account Transfer		- 17,028,164.11		699,816,646.12	699,816,646.12
30-JUN-16	30-JUN-16	Trf interest earned o Credit Interest			1,679,624.46	701,496,270.58	701,496,270.58
30-JUN-16	-----	BALANCE C/F				701,496,270.58	701,496,270.58

You can NOW conveniently view your credit card details on the NIC NOW app and our online banking platform.
For enquiries call 0711041111.



NIB-MWEA IRRIGATION DEVELOPMENT PROJECT
P.O.BOX 30372
Nairobi
00100
KE

PRINT DATE 26 AUG 2015
STATEMENT PERIOD 01 JUN 15 TO 26 AUG 15

BRANCH NIC HOUSE
ACCOUNT 1000584588
ACCOUNT CURRENCY KES
ACCOUNT TYPE CA-INS BANKING
OLD ACCOUNT NO. 1110001957

OPENING BALANCE 2,772,142.50
TOTAL CREDITS 852,045,960.43
TOTAL DEBITS -84,645,926.00
UNCLEARED BALANCE 0
ACTUAL BALANCE 770,172,176.93
AVAILABLE BALANCE 770,172,176.93

Date	Value Date	Transaction Details	Cheque No	Debits	Credits	Actual Balance	Available Balance
JUN 15		BALANCE B/F				2,772,142.50	2,772,142.50
18 JUN 15	18 JUN 15	Inward Swift Transfer /ROC/0010004492 STATE			350,000,000.00	352,772,142.50	352,772,142.50
26 JUN 15	26 JUN 15	Charges /BNF/In Respect of Ce		-550.00		352,771,592.50	352,771,592.50
26 JUN 15	26 JUN 15	Cheque Debit 7	7	-44,482,781.00		308,288,811.50	308,288,811.50
30 JUN 15	30 JUN 15	Credit Interest			331,891.86	308,620,703.36	308,620,703.36
06 JUL 15	06 JUL 15	Inward Swift Transfer /ROC/0010004692 STATE			500,000,000.00	808,620,703.36	808,620,703.36
10 JUL 15	10 JUL 15	Charges		-550.00		808,620,153.36	808,620,153.36
10 JUL 15	10 JUL 15	Cheque Debit 8	8	-40,158,132.25		768,462,021.11	768,462,021.11
31 JUL 15	31 JUL 15	Credit Interest			1,714,068.57	770,176,089.68	770,176,089.68
18 AUG 15	18 AUG 15	TF related Charges BANK OF TOKYO LC		-3,912.75		770,172,176.93	770,172,176.93
26 AUG 15		BALANCE C/F				770,172,176.93	770,172,176.93

RECEIVED
26 AUG 2015
NATIONAL IRRIGATION BOARD
P. O. Box 30372 - 00100,
NAIROBI.

We are pleased to inform you that we have extended the banking hours for the following branches:
NIC House, Kenyatta Avenue, City Center, TRM & Machakos. Visit www.nic-bank.com for more details.
Thank you for banking with us.

IMPORTANT NOTICE: Please examine your statement carefully. If we do not hear from you within 28 days, we shall assume that the details shown on your Account Statement are correct. If however, you have any query about any transaction on your Account Statement, get in touch with our Customer Contact Centre on +254 20 2888217/ 0711 041 111 or email customercare@nic-bank.com



Appendix III

Appendix III

National Irrigation Board
P.O.Box 30372 00100 Nairobi
Tel: +254 0202711380, 2711468
Email: director@nib.co.ke,
Website: www.nib.co.ke

CASH BOOK

09/04/2019
Page 1
NIBHQ\TKABUTHIA

BANK002 NIC BANK JICA
Period: 06/01/19..06/30/19

Posting Date	Cheque No.	Document No.	Description	GL Account No	Debit Amount	Credit Amount	
							Curr Bank Bal
							Opening Bal 204,770,545.53
06/06/19	000045	PV_70938	Sogea Satom (France)			29,570,212.54	175,200,332.99
06/30/19	BANK CHARGES	PV_76405	NIC BANK			44,069.97	175,156,263.02
06/30/19		CHARGES	Adjustment of bank charges for	52020	0.04		175,156,263.06
			NIC BANK JICA		0.04	29,614,282.51	
							Closing Bal 175,156,263.06

~~Appendix III~~
Appendix IV

NATIONAL IRRIGATION BOARD

NIB HEAD OFFICE

BANK RECONCILIATION STATEMENT FOR THE MONTH OF JUNE 2019

NIC BANK -NIC HOUSE

A/C 1000584588

CASHBOOK SUMMARY


Balance as per cashbook b/f	204,770,545.53
Add receipts for the month	-
	<hr/>
	204,770,545.53
Less payments for the month	- 29,614,282.47
	<hr/>
Cashbook balance c/f	<u><u>175,156,263.06</u></u>

BANK RECONCILIATION STATEMENT

Balance as per bank statement	175,156,263.06
Less	
<u>Unpresented cheques</u>	
Balance as per cashbook	<u><u>175,156,263.06</u></u>

Prepared by [Signature] Date 30/6/19

Approved by [Signature] Date 30/6/19



PENDING BILLS

A) Pending compensation for PAPs at the Canals

1	Mwerua/Kabiriri/2935 (Sub of 95)	Kinyua Kagumo Kimenyi	MBC 2	1.367	1,668,310.00	250,246.50	1,918,556.50
2	Mwerua/Kabiriri/2935 (Sub of 95)	Peter Mugo Kagumo	MBC 2	Beneficiary	182,700.00	27,405	210,105
3	Mwerua/Kabiriri/2122 (Sub of 438)	County Council of Kirinyaga	MMC		1,630,200.00	244,530.00	1,874,730.00
TOTAL							4,003,391.50

NB: The parcel Mwerua/Kabiriri/2935 (Sub of 95), there is a family dispute which is the family is resolving, once the family settles the dispute, NIA will proceed and pay the PAPS.

B. DRAINS

The total amount of money pending for payment to PAPs is **Kes. 8,852,540.45**. The list of the PAPs is as listed below;

S/No	Parcel No.	Name	Drain	Acreage	Actual Amount	15% Disturbance Allowance	Total Amount
1.	Kiine/Rukanga/935	John B. Gikonyo Ngare	MMD	0.1584	118,800.00	17,820.00	136,620.00
2.	Kiine/Rukanga/2189	Josephat Cianda Wakaara	MMD	0.1736	310,200.00	46,530.00	356,730.00
3.	Kiine/Rukanga/10	Solomon Ituu (deceased) Consolata Ituu (Admin)	MMD	0.3	225,000	33,750	258,750
4.	Mutithi/Chumbiri/1077 (Sub of 903)	Daniel Gathogo Kamau	KIAND EGWA	0.0057	5,070.00	760.50	5,830.50

5.	Mwea/Mutithi Scheme/1237	Susan Njoki Gatumu (Admin)	KIAND EGWA	0.0083	6,225	933.75	7,158.75
6.	Mwea/Mutithi Scheme/1238	Susan Njoki Gatumu (Admin)	KIAND EGWA	0.0098	7,350	1,102.50	8,452.50
7.	Mwea/Mutithi Scheme/1239	Susan Njoki Gatumu (Admin)	KIAND EGWA	0.0276	20,700	3,105.00	23,805.00
8.	Mwea/Mutithi Scheme/1240	Susan Njoki Gatumu	KIAND EGWA	0.0289	21,675	3,251	24,926.25
9.	Mwea/Mutithi/Scheme/1242	Susan Njoki Gatumu	KIAND EGWA	0.0281	86,0750	12,911.25	98,986.25
10	Mwerua/Kabiriri/596	Mutugi Mabira	MBD 2-1	0.1194	97,825.00	14,673.75	112,498.75
11	Mwerua/Kabiriri/415	Joseph Gikunju Mbubi	MBD 1	0.1234	111,060	16,659.00	127,719.00
12	Mwerua/Kabiriri/309	Philip Njagaru	MBD 2	1.6266	311,400	46,710	358,110
13	Mwerua/Kagio/688	Joseph Muitherero Kihanya	MUTA RABO DRAIN	0.1621	485,415	72,812.25	558,227.25
14.	Mwerua/Kagio/1495	Florence Wangui & Margaret Muthoni	MUTA RABO	0.022	380,000.00	57,000.00	437,000.00
15.	Mwerua/Kabiriri/1494	Florence Wangui & Margaret Muthoni		0.068	112312.50	16,846.88	129,159.38
16.	Mwerua/Kabiriri/1952	Florence Wangui & Margaret Muthoni		0.0322	304,962.50	45,744.38	350,706.88
17.	Mwea/Mutithi Scheme/2917 (Sub of 2843/513)	Peterson Mutugi Nyaga	KIAND EGWA DRAIN	0.0106	102,950.00	15,442.50	118,392.51
18.	Mwerua/Kabiriri/387	Murage Warui (Deceased)	MBD 1	0.2703	219,618.75	32,942.81	252,561.56
19.	Mutithi/Chumbiri/372	Johnson Gichira Nyamu (Deceased)		0.2556	191,700.00	28,755.00	220,455.00
20.	Mutithi/Chumbiri/1020	Judy Mwambia (Deceased)	KIAND EGWA DRAIN	0.2954	595,725.00	89,358.75	685,083.75
21.	Mwerua/Kabiriri/1669	Unknown	KAND ONGU	0.1308	98,100.00	14,715.00	112,815.00

10 DEVELOPMENT FUND

Up to 30th June, 1992 the price structure for rice sales by the National Irrigation Board to the National Cereals & Produce board set aside an amount of Shs 2.50 per bag of rice towards a development fund. These funds were used where necessary to defray losses. The amount which was received into the fund for purposes of defraying losses as at 30th June 2002, the position which still remains to date are as follows:-

	2012 KSHS	2011 KSHS
MWEA	10,129,501	10,129,501
AHERO	908,490	908,490
BUNYALA	207,916	207,916
WEST KANO	449,313	449,313
	<u>11,695,220</u>	<u>11,695,220</u>

11. CAPITAL FUND

	2012 KSHS	2011 KSHS
Balance brought forward	213,921,649	213,921,649
Capitalised during the year	481,000,000	-
Balance C/Forward	<u>694,921,649</u>	<u>213,921,649</u>

12. JICA GRANTS

Balance b/f	249,441,668	90,430,499
Capitalised during the year	3,734,372	159,011,169
Balance c/f	<u>253,176,040</u>	<u>249,441,668</u>

The cumulative amounts refer to donations by the Government of Japan in form of capital items and loan to the Kenya government for improvement of Mwea Irrigation Scheme

10. DEVELOPMENT FUND

Up to 30th June, 1992 the price structure for rice sales by the National Irrigation Board to the National Cereals & Produce board set aside an amount of Shs 2.50 per bag of rice towards a development fund. These funds were used where necessary to defray losses. The amount which was received into the fund for purposes of defraying losses as at 30th June 2002, the position which still remains to date are as follows:-

	2012 KSHS	2011 KSHS
MWEA	10,129,501	10,129,501
AHERO	908,490	908,490
BUNYALA	207,916	207,916
WEST KANO	449,313	449,313
	<u>11,695,220</u>	<u>11,695,220</u>

11. CAPITAL FUND

	2012 KSHS	2011 KSHS
Balance brought forward	213,921,649	213,921,649
Capitalised during the year	481,000,000	-
Balance C/Forward	<u>694,921,649</u>	<u>213,921,649</u>

12. JICA GRANTS

Balance b/f	249,441,668	90,430,499
Capitalised during the year	3,734,372	159,011,169
Balance c/f	<u>253,176,040</u>	<u>249,441,668</u>

The cumulative amounts refer to donations by the Government of Japan in form of capital items and loan to the Kenya government for improvement of Mwea Irrigation Scheme

10. DEVELOPMENT FUND

Up to 30th June,1992 the price structure for rice sales by the National Irrigation Board to the National Cereals & Produce board set aside an amount of Shs 2.50 per bag of rice towards a development fund. These funds were used where necessary to defray losses. The amount which was received into the fund for purposes of defraying losses as at 30th June 2002, the position which still remains to date are as follows:-

	2013 KSHS	2012 KSHS
MWEA	10,129,501	10,129,501
AHERO	908,490	908,490
BUNYALA	207,916	207,916
WEST KANO	449,313	449,313
	<u>11,695,220</u>	<u>11,695,220</u>

11. CAPITAL FUND

	2013 KSHS	2012 KSHS
Balance brought forward	694,921,649	213,921,649
Capitalised during the year		481,000,000
Balance C/Forward	<u>694,921,649</u>	<u>694,921,649</u>

12. JICA GRANTS

Balance b/f	253,176,040	249,441,668
Capitalised during the year	94,156,125	3,734,372
Balance c/f	<u>347,332,165</u>	<u>253,176,040</u>

The cumulative amounts refer to donations by the Government of Japan in form of capital items and loan to the Kenya government for improvement of Mwea Irrigation Scheme

10. DEVELOPMENT FUND

Up to 30th June,1992 the price structure for rice sales by the National Irrigation Board to the National Cereals & Produce board set aside an amount of Shs 2.50 per bag of rice towards a development fund. These funds were used where necessary to defray losses. The amount which was received into the fund for purposes of defraying losses as at 30th June 2002, the position which still remains to date are as follows:-

	2013 KSHS	2012 KSHS
MWEA	10,129,501	10,129,501
AHERO	908,490	908,490
BUNYALA	207,916	207,916
WEST KANO	449,313	449,313
	<u>11,695,220</u>	<u>11,695,220</u>

11. CAPITAL FUND

	2013 KSHS	2012 KSHS
Balance brought forward	694,921,649	213,921,649
Capitalised during the year		481,000,000
Balance C/Forward	<u>694,921,649</u>	<u>694,921,649</u>

12. JICA GRANTS

Balance b/f	253,176,040	249,441,668
Capitalised during the year	94,156,125	3,734,372
Balance c/f	<u>347,332,165</u>	<u>253,176,040</u>

The cumulative amounts refer to donations by the Government of Japan in form of capital items and loan to the Kenya government for improvement of Mwea Irrigation Scheme

REPUBLIC OF KENYA

14



KENYA NATIONAL AUDIT OFFICE

REPORT

OF

THE AUDITOR-GENERAL

ON

**THE FINANCIAL STATEMENTS OF
NATIONAL IRRIGATION BOARD**

**FOR THE YEAR ENDED
30 JUNE 2013**

REPUBLIC OF KENYA

14



KENYA NATIONAL AUDIT OFFICE

REPORT

OF

THE AUDITOR-GENERAL

ON

**THE FINANCIAL STATEMENTS OF
NATIONAL IRRIGATION BOARD**

**FOR THE YEAR ENDED
30 JUNE 2013**

NATIONAL IRRIGATION BOARD
Notes continued

	2014 KSHS	2013 KSHS
MWEA	10,129,501	10,129,501
AHERO	908,490	908,490
BUNYALA	207,916	207,916
WEST KANO	449,313	449,313
	<u>11,695,220</u>	<u>11,695,220</u>

12. CAPITAL FUND

	2014 KSHS	2013 KSHS
Balance brought forward	694,921,649	213,921,649
Work in progress during the year	-	481,000,000
Balance C/Forward	<u>694,921,649</u>	<u>694,921,649</u>

13. JICA GRANTS

Balance b/f	347,332,165	253,176,040
Work in progress during the year	54,761,954	94,156,125
Balance c/f	<u>402,094,119</u>	<u>347,332,165</u>

The cumulative amounts refer to donations by the Government of Japan in form of capital items and loan to the Kenya government for improvement of Mwea Irrigation Scheme

14. BADEA GRANT

	2014 KSHS	2013 KSHS
Balance brought forward	392,643,830	392,643,830
Work in progress during the year	103,647,470	
Balance C/Forward	<u>496,291,300</u>	<u>392,643,830</u>
Kenya Government Loan from BADEA in respect of Irrigation schemes		

NATIONAL IRRIGATION BOARD
Notes continued.....

	2014 KSHS	2013 KSHS
MWEA	10,129,501	10,129,501
AHERO	908,490	908,490
BUNYALA	207,916	207,916
WEST KANO	449,313	449,313
	<u>11,695,220</u>	<u>11,695,220</u>

12. CAPITAL FUND

	2014 KSHS	2013 KSHS
Balance brought forward	694,921,649	213,921,649
Work in progress during the year	-	481,000,000
Balance C/Forward	<u>694,921,649</u>	<u>694,921,649</u>

13. JICA GRANTS

Balance b/f	347,332,165	253,176,040
Work in progress during the year	54,761,954	94,156,125
Balance c/f	<u>402,094,119</u>	<u>347,332,165</u>

The cumulative amounts refer to donations by the Government of Japan in form of capital items and loan to the Kenya government for improvement of Mwea Irrigation Scheme

4. BADEA GRANT

	2014 KSHS	2013 KSHS
Balance brought forward	392,643,830	392,643,830
Work in progress during the year	103,647,470	
Balance C/Forward	<u>496,291,300</u>	<u>392,643,830</u>
Kenya Government Loan from BADEA in respect of Irrigation schemes		

NATIONAL IRRIGATION BOARD
Notes continued.....

	2014 KSHS	2013 KSHS
MWEA	10,129,501	10,129,501
AHERO	908,490	908,490
BUNYALA	207,916	207,916
WEST KANO	449,313	449,313
	<u>11,695,220</u>	<u>11,695,220</u>

12. CAPITAL FUND

	2014 KSHS	2013 KSHS
Balance brought forward	694,921,649	213,921,649
Work in progress during the year	-	481,000,000
Balance C/Forward	<u>694,921,649</u>	<u>694,921,649</u>

13. JICA GRANTS

Balance b/f	347,332,165	253,176,040
Work in progress during the year	54,761,954	94,156,125
Balance c/f	<u>402,094,119</u>	<u>347,332,165</u>

The cumulative amounts refer to donations by the Government of Japan in form of capital items and loan to the Kenya government for improvement of Mwea Irrigation Scheme

14. BADEA GRANT

	2014 KSHS	2013 KSHS
Balance brought forward	392,643,830	392,643,830
Work in progress during the year	103,647,470	
Balance C/Forward	<u>496,291,300</u>	<u>392,643,830</u>
Kenya Government Loan from BADEA in respect of Irrigation schemes		

REPUBLIC OF KENYA



KENYA NATIONAL AUDIT OFFICE

REPORT

OF

THE AUDITOR-GENERAL

ON

THE FINANCIAL STATEMENTS OF
NATIONAL IRRIGATION BOARD

FOR THE YEAR ENDED
30 JUNE 2014

13. JICA GRANTS

	2015	2014
	KSHS	KSHS
Balance b/f	402,094,119	347,332,165
Received within the year	371,378,020	54,761,954
Balance c/f	<u>773,472,139</u>	<u>402,094,119</u>

The cumulative amounts refer to donations by the Government of Japan in form of capital items and loan to the Kenya government for improvement of Mwea Irrigation Scheme

14. BADEA GRANT

	2015	2014
	KSHS	KSHS
Balance brought forward	496,291,300	392,643,830
Received within the year	17,558,904	103,647,470
Balance C/Forward	<u>513,850,205</u>	<u>496,291,300</u>

Kenya Government Loan from BADEA in respect of Irrigation schemes

15. KUWAIT FUND

	2015	2014
	KSHS	KSHS
Balance brought forward	268,725,163	147,245,395
Work in progress during the year	46,040,159	121,479,768
Balance C/Forward	<u>314,765,322</u>	<u>268,725,163</u>

These are grants by the Government of Kuwait to fund the rehabilitation of Bura irrigation scheme

16. OFID FUND

	2015	2014
	KSHS	KSHS
Balance brought forward	42,040,147	
Work in progress during the year	18,428,929	42,040,147
Balance C/Forward	<u>60,469,076</u>	<u>42,040,147</u>

These are grants from Opec Fund for International Development for the rehabilitation of Bura irrigation

17. DOUBLE CROP GRANT

	2015	2014
	KSHS	KSHS
Kenya Government Grant in respect of Mwea	<u>27,707,439</u>	<u>27,707,439</u>

The grant was for the double crop in Mwea Scheme which was irredeemable and interest free hence the amount remains constant.

3. JICA GRANTS

	2015 KSHS	2014 KSHS
Balance b/f	402,094,119	347,332,165
Received within the year	371,378,020	54,761,954
Balance c/f	<u>773,472,139</u>	<u>402,094,119</u>

The cumulative amounts refer to donations by the Government of Japan in form of capital items and loan to the Kenya government for improvement of Mwea Irrigation Scheme

4. BADEA GRANT

	2015 KSHS	2014 KSHS
Balance brought forward	496,291,300	392,643,830
Received within the year	17,558,904	103,647,470
Balance C/Forward	<u>513,850,205</u>	<u>496,291,300</u>

Kenya Government Loan from BADEA in respect of Irrigation schemes

5. KUWAIT FUND

	2015 KSHS	2014 KSHS
Balance brought forward	268,725,163	147,245,395
Work in progress during the year	46,040,159	121,479,768
Balance C/Forward	<u>314,765,322</u>	<u>268,725,163</u>

These are grants by the Government of Kuwait to fund the rehabilitation of Bura irrigation scheme

6. OFID FUND

	2015 KSHS	2014 KSHS
Balance brought forward	42,040,147	-
Work in progress during the year	18,428,929	42,040,147
Balance C/Forward	<u>60,469,076</u>	<u>42,040,147</u>

These are grants from Opec Fund for International Development for the rehabilitation of Bura irrigation

7. DOUBLE CROP GRANT

	2015 KSHS	2014 KSHS
Kenya Government Grant in respect of Mwea	<u>27,707,439</u>	<u>27,707,439</u>

The grant was for the double crop in Mwea Scheme which was irredeemable and interest free hence the amount remains constant.

22.	Mwerua/Kabiriri/3 11	Tura Farms	MBD 2	0.9911	867,812.50	130,171.88	997,984.38
23.	Mwerua/Kabiriri/1 80	Eliud Njinju		0.0488	78,180.00	11,727.00	89,907.00
24.	Mwerua/Kabiriri/1 240	Pricilla Karwana Karimi		0.0499	37,425.00	5,613.75	43,038.75
25.	Mutithi/Chumbiri/ 274	John Wanjohi Njarara	MMD	0.2429	182,175.00	27,326.25	209,501.25
26.	Kiine/Rukanga/28 30 (Sub of 1726)	Ali Kariuki		0.047325	35,493.75	5,324.06	40,817.81
27.	Kiine/Rukanga/21 60	Susan Muthike Kinyeki		0.0964	72,300.00	10,845.00	83,145.00
28.	Kiine/Rukanga/23 16	Peter Mwangi Mwaura		0.0901	67,575.00	10,136.25	77,711.25
29.	Kiine/Rukanga/21 62	Unknown		0.3253	393,975.00	59,096.25	453,071.25
30.	Kiine/Rukanga/26 3	Elijah Maina Mwai		0.2165	162,375.00	24,356.25	186,731.25
31.	Mwerua/Kabiriri/1 619	Fredrick Njeru		MUTA RABO DRAIN	0.0794	159,950.00	23,992.50
32.	Mwerua/Kabiriri/1 162	Joseph Mwangi Kinyeki	0.0362		229,650.00	34,447.50	264,097.50
33.	Mwerua/Kabiriri/3 058 (Sub of 184)	Janiffer Wanjiku Muriuki	0.02		15,000.00	2,250.00	17,250.00
34.	Mutithi/Chumbiri/ 519	Rachel Wahu Warui	KIAND EGWA DRAIN	0.2714	244,260.00	36,639.00	280,899.00
35.	Mutithi/Chumbiri/ 588 (Sub of 549)	Gerald Nderi Mbuchi		0.05	4,410.00	661.50	5,071.50
36.	Mutithi/Chumbiri/ 537	Kinyua Njarui		0.04	177,825.00	26,673.75	204,498.75
37.	Mutithi/Chumbiri/ 759	Mary Wanjiru Mwangi		0.16	116,625.00	17,493.75	134,118.75
38.	Mutithi/Chumbiri/ 1098	Mary Muthoni Ngari		0.10	503,670.00	75,550.50	579,220.50
39.	Mutithi/Chumbiri/ 1066	Francis Ngari Waruthiru		0.07	55,125.00	8,268.75	63,393.75
40.	Mutithi/Chumbiri/ 569	Ngure Maina Kiama		0.01	6,675.00	1,001.25	7,676.25
41.	Mutithi/Chumbiri/ 910	Unknown		0.135	132,990.00	19,948.50	152,938.50
42.	Kiine/Rukanga/78 9	Kirinyaga County Government	MMD	0.1424	106,800. 00	16,020.00	122,820.00

43.	Mwea/Mutithi Scheme/438	Kamami Njagi	KIAND EGWA DRAIN	0.0183	13,725.00	2,058.75	15,783.75
44.	Mwerua/Kabiriri/109	Muthigani Kathito	MBD 2-1	0.0033	32,681.25	4902.18	37,583.43
45.	Mwerua/Kabiriri/3090, (350)	Muriuki Nguru	MBD 2	0.252	189,000.00	28,350.00	217,350
	TOTAL						8,852,540.45

C) Pending Bill for KRA

2,580,006.95

Total Pending bills

15,435,938.90

(0,000)

	2010-2011	2011-2012	2012-2013	2013-2014	2014-2015	2015-2016	2016-2017	2017-2018	2018-2019	Total
Receipts										
AIA	229,307,066.11	229,307,066.11	45,121,683.47	10,215,180.17	21,587,900.00	22,303,004.13	480,645,711.86	1,595,267,867.50	440,887,728.00	2,845,334,836.24
Revenue					350,000,000.00	747,613,250.00	133,475,080.00			1,231,088,930.00
GOK			733,871,452.70	733,871,452.70	1,092,298,802.06	400,771,267.16	656,738,108.09	198,845,567.00	150,349,579.00	3,232,874,721.02
Total receipts	229,307,066.11	229,307,066.11	45,121,683.47	744,086,632.87	1,463,846,702.06	1,170,687,521.79	1,270,858,999.95	1,794,112,924.50	591,236,357.00	7,309,298,487.25
Payments										
AIA	229,307,066.11	229,307,066.11	45,121,683.47	10,215,180.17	21,587,900.00	22,303,004.13	480,645,711.86	1,595,267,867.50	440,887,728.00	2,845,334,836.24
Revenue					41,379,306.74	354,737,684.78	239,993,517.16	235,091,062.44	191,131,112.94	1,055,932,677.06
GOK			733,871,452.70	733,871,452.70	1,092,298,802.06	400,771,267.16	656,738,108.09	198,845,567.00	150,349,579.00	3,232,874,721.02
Total Payments bank balance	229,307,066.11	229,307,066.11	45,121,683.47	744,086,632.87	1,155,266,508.80	777,811,954.07	1,370,376,832.11	2,029,803,986.94	782,368,909.94	7,334,423,234.31
					308,620,693.26	701,486,260.48	601,978,528.32	366,287,865.88	275,156,628.94	

REPUBLIC OF KENYA



OFFICE OF THE AUDITOR-GENERAL

REPORT

OF

THE AUDITOR-GENERAL

ON

**THE FINANCIAL STATEMENTS OF
NATIONAL IRRIGATION BOARD (NIB)**

FOR THE YEAR ENDED

30 JUNE 2017



NATIONAL IRRIGATION BOARD

ANNUAL REPORT

AND

FINANCIAL STATEMENTS

FOR THE YEAR ENDED JUNE 30, 2017

Prepared in accordance with the Accrual Basis of Accounting Method under the International Public Sector Accounting Standards (IPSAS)

18. DEVELOPMENT FUND

IPSAS 1

Up to 30th June, 1992 the price structure for rice sales by the National Irrigation Board to the National Cereals & Produce board set aside an amount of Shs 2.50 per bag of rice towards a development fund. These funds were used where necessary to defray losses. The amount which was received into the fund for purposes of defraying losses as at 30th June 2002, the position which still remains to date are as follows:-

	2017 KSHS	2016 KSHS
MWEA	10,129,501	10,129,501
AHERO	908,490	908,490
BUNYALA	207,916	207,916
WEST KANO	449,313	449,313
	<u>11,695,220</u>	<u>11,695,220</u>

19. CAPITAL FUND

IPSAS 1

	2017 KSHS	2016 KSHS
Balance brought forward	694,921,649	694,921,649
Additions during the year	-	-
Balance C/Forward	<u>694,921,649</u>	<u>694,921,649</u>

20. JICA FUND

IPAS 5

	2017 KSHS	2016 KSHS
Balance b/f	1,541,594,513	773,472,139
Received within the year	451,877,444	768,122,374
Balance c/f	<u>1,993,471,957</u>	<u>1,541,594,513</u>

The cumulative amounts refer to donations by the Government of Japan in form of capital items and loan to the Kenya government for improvement of Mwea Irrigation Scheme

21. BADEA FUND

IPAS 5

	2017 KSHS	2016 KSHS
Balance brought forward	561,601,248	513,850,205
Received within the year	49,142,577	47,751,043
Balance C/Forward	<u>610,743,825</u>	<u>561,601,248</u>

Kenya Government Loan from BADEA in respect of Bura, Tana and Kayatta Irrigation schemes rehabilitation and development

REPUBLIC OF KENYA



OFFICE OF THE AUDITOR-GENERAL

REPORT

OF

THE AUDITOR-GENERAL

ON

THE FINANCIAL STATEMENTS OF
NATIONAL IRRIGATION BOARD

FOR THE YEAR ENDED
30 JUNE 2016

REPUBLIC OF KENYA



OFFICE OF THE AUDITOR-GENERAL

REPORT

OF

THE AUDITOR-GENERAL

ON

THE FINANCIAL STATEMENTS OF
NATIONAL IRRIGATION BOARD

FOR THE YEAR ENDED
30 JUNE 2016

REPUBLIC OF KENYA



OFFICE OF THE AUDITOR-GENERAL

REPORT

OF

THE AUDITOR-GENERAL

ON

THE FINANCIAL STATEMENTS OF
NATIONAL IRRIGATION BOARD

FOR THE YEAR ENDED
30 JUNE 2015

3. JICA GRANTS

	2016 KSHS	2015 KSHS
Balance b/f	773,472,139	402,094,119 IPAS 5
Received within the year	768,122,374	371,378,020
Balance c/f	<u>1,541,594,513</u>	<u>773,472,139</u>

The cumulative amounts refer to donations by the Government of Japan in form of capital items and loan to the Kenya government for improvement of Mwea Irrigation Scheme

24. BADEA GRANT

	2016 KSHS	2015 KSHS
Balance brought forward	513,850,205	496,291,300 IPAS 5
Received within the year	47,751,043	17,558,904
Balance C/Forward	<u>561,601,248</u>	<u>513,850,205</u>

Kenya Government Loan from BADEA in respect of Bura, Tana and Kayatta Irrigation schemes rehabilitation and development

25. KUWAIT FUND

	2016 KSHS	2015 KSHS
Balance brought forward	314,765,322	268,725,163 IPAS 5
Work in progress during the year	79,789,478	46,040,159
Balance C/Forward	<u>394,554,800</u>	<u>314,765,322</u>

These are grants by the Government of Kuwait to fund the rehabilitation of Bura irrigation scheme

26. OFID FUND

	2016 KSHS	2015 KSHS
Balance brought forward	60,469,076	-
Work in progress during the year	28,449,028	60,469,076 IPAS 5
Balance C/Forward	<u>88,918,104</u>	<u>60,469,076</u>

These are grants from Opec Fund for International Development for the rehabilitation of Bura irrigation

27. DOUBLE CROP GRANT

	2016 KSHS	2015 KSHS
Kenya Government Grant in respect of Mwea	27,707,439	27,707,439 IPAS 1
	<u>27,707,439</u>	<u>27,707,439</u>

The grant was for the double crop in Mwea Scheme which was irredeemable and interest free hence the amount remains constant.

28. BANK OF LEUMI ISRAEL

	2016 KSHS	2015 KSHS
Balance brought forward	-	-
Received within the year	561,786,432	-
	<u>561,786,432</u>	<u>-</u> IPAS 5

This is a loan from Israel Government for development of Galana Gulalu food security project